

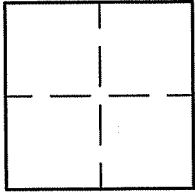
CORNER RECORD

Document Number A.P.# 175-292-40 & 03

City of SAN RAFAEL

County of MARIN, California

Brief Legal Description LOT 23, 10 R.M. 34



CORNER TYPE                      COORDINATES (Optional)

Government Corner       Control

Meander                       Property

Rancho                       Other

Date of Survey 05/14/09

N. \_\_\_\_\_  
 E. \_\_\_\_\_  
 Zone \_\_\_\_\_ NAD27       NAD83   
 NAD83 Epoch \_\_\_\_\_  
 Elev. \_\_\_\_\_  
 Vert. Datum:      NGVD29       NAVD88   
 Meas. Units:      Metric       Imperial

Corner- Left as found  Found and tagged  Established  Reestablished  Rebuilt

Identification and type of corner found: Evidence used to identify or procedure used to establish or reestablish the corner:

REESTABLISHED SOUTHERLY LINE OF LOT 23 PER STREET MONUMENTS IN GOLDEN HINDE BLVD. PER 10 R.M. 34.

A description of the physical condition of the monument as found and as set or reset: SEE SHEET 2.

SURVEYOR'S STATEMENT

This Corner Record was prepared by me or under my direction in conformance with

the Land Surveyor's Act on MAY 14 2009

Signed Lawrence P. Doyle P.L.S. or R.C.E. No. P.L.S. 4694



COUNTY SURVEYOR'S STATEMENT


This Corner Record was received JUNE 8, 2009

and examined and filed JULY 6, 2009

Signed \_\_\_\_\_ P.L.S. or R.C.E. No. 7128

Title COUNTY SURVEYOR

County Surveyor's Comment \_\_\_\_\_



# GOLDEN HINDE BOULEVARD

BASIS OF BEARING

S68°32'00"W

289.00'

5.69'

LOT 22

LOT 23  
10 R.M. 34

LOT 16

DE ANZA WAY 40' R/W

S21°28'00"E  
340.79'

S21°28'00"E  
70.79'

20.00'

70.00'

N68°32'00"E

146.75'

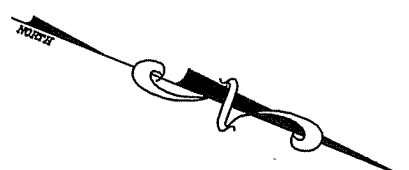
76.75'

## LEGEND

- FOUND STREET MONUMENT PER 10 RM 34
- ⊗ SET NAIL & TAG, L.S. 4694
- SET 3/4" PIPE & PLUG, L.S. 4694

## BASIS OF BEARING

THE BASIS OF BEARING FOR THIS SURVEY IS S68°32'00"W BETWEEN FOUND MONUMENTS ON GOLDEN HINDE BLVD. PER 10 R.M. 34



CORNER RECORD		DRAWN BY:	
LOT 23, 10 R.M. 34		SHEET 1 OF 1	
SAN RAFAEL MARIN COUNTY CALIFORNIA		DRAWING NO.	
LAWRENCE P. DOYLE		1906-09	
LAND SURVEYOR/CIVIL ENGINEER			
100 HELENS LANE MILL VALLEY CA 94942 (415-388-9585)			
SCALE: 1" = 20'	DATE:		