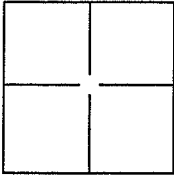


CORNER RECORD

Document Number APN 160-314-07
County of Marin, California

City of Novato

Brief Legal Description Lot 143 - Marin Golf & Country Club Estates Unit No.4
10 RM 48



CORNER TYPE

Government Corner Control
Meander Property
Rancho Other

Date of Survey _____

COORDINATES(Optional)

N. _____
E. _____
Zone _____ NAD27 NAD83
NAD83 Epoch _____
Elev. _____
Vert. Datum: NGVD29 NADV88
Meas. Units: Metric Imperial

Corner - Left as found Found and tagged Established Reestablished Rebuilt

Identification and type of corner found: Evidence used to identify or procedure used to establish or reestablish the corner:

Found monuments along Fairway Drive and Winged Foot Drive per
10 RM 48.


A description of the physical condition of the monument as found and as set or reset:

Found NE and NW corners along Winged Foot Drive. Set SE and SW
corners (3/4" 1P+YC) and points along the southerly and
westerly property line. (Ginny's no tag)

SURVEYOR'S STATEMENT

This Corner Record was prepared by me or under my direction in conformance with
the Land Surveyor's Act on DECEMBER 12, 2004

Signed [Signature] P.L.S. or R.C.E. No.: 18221



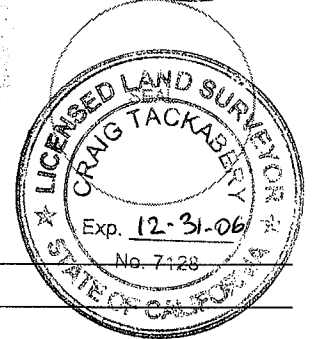
COUNTY SURVEYOR'S STATEMENT

This Corner Record was received DECEMBER 16, 2004 and examined
and filed JANUARY 20, 2005

Signed [Signature] P.L.S. or R.C.E. No.: 7128

Title COUNTY SURVEYOR

County Surveyor's Comment _____



DATE: 12/10/04
FILE: 7673CR.DWG

LOT 151 (10 R.M. 48)
A.P.N. 160-314-16

LOT 139 (10 R.M. 47)
A.P.N. 160-314-03

LOT 140 (10 R.M. 47)
A.P.N. 160-314-04

LOT 141 (10 R.M. 47)
A.P.N. 160-314-05

LOT 143 (10 R.M. 48)
A.P.N. 160-314-07
#6 WINGED FOOT DRIVE

LOT 142 (10 R.M. 48)
A.P.N. 160-314-06

FND IP+TC LS6649
PER COR. RECORD
APN 160-314-06

LOT 144 (10 R.M. 48)
A.P.N. 160-314-08

LEGEND

- FOUND MONUMENTS AS NOTED
- SET 3/4" IRON PIPE & CAP "R.C.E. 18221"
- SET GINNY - POINT ON PROPERTY LINE
- FOUND STANDARD STREET MONUMENT

NOTE:

ALL DIMENSIONS AND BEARINGS SHOWN HEREON ARE PER 10 R.M. 48 EXCEPT AS NOTED OTHERWISE.

A.P.N. 160-314-07



ILS ASSOCIATES, INC.®
CIVIL ENGINEERING AND LAND SURVEYING

78 GALLI DRIVE, SUITE A, NOVATO, CA 94948-5717 (415) 883-9200 FAX (415) 883-2783

EXHIBIT "A"

SCALE 1"=60'

