

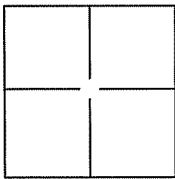
CORNER RECORD

Document Number A.P.N. 125-245-07

City of Novato Area

County of Marin, California

Brief Legal Description Lot 202, Pleasant Valley Unit 4, 2583 Center Road, 12 RM 113.



CORNER TYPE

Government Corner Control
Meander Property
Rancho Other

Date of Survey 20 March 2012

COORDINATES(Optional)

N. _____
E. _____
Zone _____ NAD27N AD83
NAD83 Epoch _____
Elev. _____
Vert. Datum: NGVD29 NADV88
Meas. Units: Metric Imperial

Corner - Left as found Found and tagged Established Reestablished Rebuilt

Identification and type of corner found: Evidence used to identify or procedure used to establish or reestablish the corner:

Found Standard Street Monuments (2) per 12 RM 113.

A description of the physical condition of the monument as found and as set or reset: _____

Set NW corner on Lot 202 per 12 RM 113, See Exhibit "A".

SURVEYOR'S STATEMENT

This Corner Record was prepared by me or under my direction in conformance with the Land Surveyor's Act on MARCH 22, 2012.

Signed *Irving Louis Schwartz* P.L.S. or R.C.E. No.: 18221




COUNTY SURVEYOR'S STATEMENT

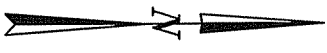
This Corner Record was received MARCH 23, 2012 and examined and filed APRIL 23, 2012

Signed *Craig Tackabery* P.L.S. or R.C.E. No.: 7128

Title COUNTY SURVEYOR

County Surveyor's Comment _____





10' SLOPE AND D.E. PER 12 RM 113

PARCEL A 15 RM 46

15' P.U.E. PER 12 RM 113

D.E. PER 12 RM 113

LIBRA DRIVE (40' R/W)

PLEASANT VALLEY UNIT 4 2583 CENTER ROAD

LOT 203 12 RM 113

506.00'00"W 112.82'

N06'00'00"E 112.82'

LOT 201 12 RM 113

LOT 200 12 RM 113

LOT 199 12 RM 113

S76°07'22"W 88.23'(TIE)

S84°00'00"E 65.00'

69.00'

69.42'

N84°00'00"W 138.42'

BASIS OF BEARINGS S84°00'00"E 286.39'

CENTER ROAD (60' R/W)

N06°00'47"E 30.00'(TIE)

SCALE: 1" = 40'

LEGEND

○ SET 3/4" IRON PIPE & YELLOW CAP "R.C.E. 18221"

● FOUND STANDARD STREET MONUMENT PER 12 RM 113

NOTE:

ALL DIMENSIONS AND BEARINGS SHOWN HEREON ARE PER 12 RM 113.

DATE: 03/22/2012
FILE: 8649CR.dwg
PAGE 2 OF 2

EXHIBIT A



ILS ASSOCIATES, INC.®
CIVIL ENGINEERING AND LAND SURVEYING

79 GALLI DRIVE, SUITE A NOVATO, CA 94949-5717 (415)883-9200 FAX (415)883-2763

A.P.N. 125-245-07