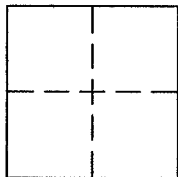


CORNER RECORD

Document Number APN: 055-131-07

City of TIBURON and County of MARIN, California

Brief Legal Description: LOT 2 OF MAP ENTITLED "MAP OF PINE TERRACE", FILED 7/27/1962 IN BOOK 11 OF MAPS, AT PAGE 28, MARIN COUNTY OFFICIAL RECORDS.



CORNER TYPE

Government Corner ☐ Control ☐
Meander ☐ Property ☒
Rancho ☐ Other ☐

Date of Survey 3/16/2016

COORDINATES (Optional)

N: _____
E: _____
Zone: _____ NAD 27 ☐ NAD 83 ☐
Elev: _____
Vert. Datum: NGVD29 ☐ NAVD88 ☐
Meas. Units: Metric ☐ Imperial ☒

CORNER - ☐ LEFT AS FOUND ☐ FOUND AND TAGGED ☒ ESTABLISHED ☐ REESTABLISHED ☐ REBUILT

Identification and type of corner found: Evidence used to identify or procedure used to establish or reestablish the corner:

FOUND MONUMENTS PER R1 AS SHOWN ON PAGE 2.

A description of the physical condition of the monument as found and as set or reset: _____

FOUND MONUMENTS AND SET MARKERS AS SHOWN ON PAGE 2.

SURVEYOR'S STATEMENT:

The corner record was prepared by me or under my direction in conformance with

the Land Surveyors' Act on MARCH 16 2016

Signed: *Serena L. Goodwin* L.S.# 8708




COUNTY SURVEYOR'S STATEMENT:

The corner record was received APRIL 14, 2016

and examined and filed MAY 19th, 2016

Signed: *Richard G. Simonitch* R.C.E. or L.S. No. 7821

Title: County Surveyor



COUNTY SURVEYOR'S COMMENT: _____

LEGEND

- SUBJECT BOUNDARY LINES PER R1
- OTHER BOUNDARY LINES PER R1
- MONUMENT LINE PER R1
- TIE LINE PER R1
- ⊙ FOUND 1/8" PIN IN CONC,
IN HAND HOLE PER R1
- SET #4 REBAR & PLASTIC CAP LS 8708
- SET NAIL & 3/4" BRASS DISC LS 8708
- R1 RECORD MAP: BOOK 11, PAGE 28
- M MEASURED



BOULEVARD (60' R/W)

TIBURON

PINE TERRACE

LANDS OF
BROOKS & MARAIS
APN: 055-131-06

LOT 1
11 M 28

LANDS OF
RUCHKA
APN: 055-131-07

LOT 2
11 M 28

LANDS OF
TIEDJE
APN: 055-131-08

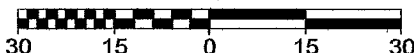
LOT 3
11 M 28

LOT 4
11 M 28

LOT 12
11 M 28

0.50'
34.50'
N 15°54'00" E
35.00'
90.00'

ORIGINAL SCALE: 1" = 30'



20' COMMON ACCESS & UTILITY EASEMENT

AMERICAN LAND SURVEYING, INC.
1390 Market St, #303, San Francisco, Ca 94102
P:(415) 888-8580 ALS16016 E:office@alspls.com

CORNER RECORD

20 PINE TERRACE

APN: 055-131-07