

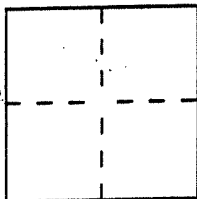
CORNER RECORD

Document Number A.P. # 12-211-37

City of SAN RAFAEL

County of MARIN, California

Brief Legal Description PARCEL 'B', 10, 0.5.12 / 69-271 CLARK ST., SAN RAFAEL
PORTION OF BLOCK EIGHT, UNREC. MAP OF SHORTS ADDITION TO S.R.



CORNER TYPE

COORDINATES (Optional)

Government Corner Control
Meander Property
Rancho Other
Date of Survey 10/1/97

N. _____
E. _____
Zone _____ Datum _____
Elev. _____

Corner — Left as found Found and tagged Established Reestablished Rebuilt

Identification and type of corner found: Evidence used to identify or procedure used to establish or reestablish the corner:


- FOUND IRON PIN W/CAP RCE 23392
- FIELD MEASURED TO VERIFY LOCATIONS OF EXISTING MONUMENT AND
REESTABLISHED LOST OR OBLITERATED CORNERS AS SHOWN HEREON

A description of the physical condition of the monument as found and as set or reset:
- MONUMENTS APPEARED UNDISTURBED AND SET CORNERS AS INDICATED.

SURVEYOR'S STATEMENT

This Corner Record was prepared by me or under my direction in conformance with the Land Surveyors' Act on OCTOBER 7, 1997.


Signed [Signature] L.S. or R.C.E. Number PLS 6234



COUNTY SURVEYOR'S STATEMENT

This Corner Record was received OCTOBER 10, 1997 and examined and filed OCTOBER 14, 1997.

Signed [Signature] Title Deputy



County Surveyor's Comment _____

NOTE:

() INFO
 PER UNRECORDED
 MAP OF "SHORTS
 ADDITION TO CITY
 OF SAN RAFAEL"

SET LEAD & TAG IN CONC.
 "LS6234"

SET 1/2" PIN
 W/CAP "LS6234"

N6°40'05"E, 49.66'
 (N6°30'E, 50.0')

PARCEL 'B'
 12 PM 84

PARCEL 'B'
 10 0.5.12

APN. 12-211-37

SET 3/4" I.P.
 CAP "LS6234"

SET NAIL & TAG
 "LS6234"

FD 1/2" PIN
 W/CAP

N6°42'45"E 49.74'

N6°30'E
 50.00'

10.00'

PARCEL 'A'
 12 PM 84

PARCEL 'A'
 10 0.5.12

10' ACCESS EASEMENT

15' ACCESS EASEMENT PER 2407 OR. 804

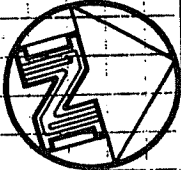
FD 3/8" PIN
 W/CAP "RCE 23342"

S6°42'45"W 49.82'

S6°30'W 90.00'

10.00'

S6°30'W



SCALE 1"=30'

SET NAIL & TAG
 "LS6234"

CLARK STREET
 60' R/W



BOB WALLING TECHNICAL SERVICES
 P.O. Box 1346 • Glen Ellen, CA 95442
 (707) 938-1593 (415) 382-1593

JN. 97.54

DOT. 1, 1997