















































































# Eastern Marin County Creekside Native Plant List

- Appropriate for sunny conditions
- Appropriate for partial sun/shade conditions
- Appropriate for shade conditions

	Plant Low on Bank (in or near water)	Plant in the Middle of the Bank	Plant High on Bank (away from water)
<b>Ground Covers</b>		California Polypody ( <i>Polypodium californicum</i> : 0-2') Miner's Lettuce ( <i>Montia perfoliata</i> : 0-1') Piggy-back Plant ( <i>Tolmiea menziesii</i> : 1-2') Redwood Sorrel ( <i>Oxalis oregana</i> : 1-2') Wild Ginger ( <i>Asarum caudatum</i> : 0-2') Woodland Strawberry ( <i>Fragaria vesca</i> : 0-18")	Miner's Lettuce ( <i>Montia perfoliata</i> : 0-1')
<b>Perennials</b>	Monkey Flower ( <i>Mimulus guttatus</i> : 0-3') Scarlet Monkey Flower ( <i>Mimulus cardinalis</i> : 1-3')	Bleeding Heart ( <i>Dicentra formosa</i> : 1/2-2') Deerweed ( <i>Lotus scoparius</i> : 1-2') Douglas's Iris ( <i>Iris douglasiana</i> : 1-3') False Solomons's-Seal ( <i>Smilacina stellata</i> : 1-3') Hedge-Nettle ( <i>Stachys chamissonis</i> : 2-3') Red Columbine ( <i>Aquilegia formosa</i> : 2-3') Redwood Violet ( <i>Viola sempervirens</i> : 1-2') Wake Robin ( <i>Trillium ovatum</i> : _-2')	Alum Root ( <i>Heucher micrantha</i> : 3-6') Douglas's Iris ( <i>Iris douglasiana</i> : 3-6')
<b>Ferns &amp; Vines</b>	Chain Fern ( <i>Woodwardia fimbriata</i> : 3-6')	California Blackberry ( <i>Rubus ursinus</i> : 6-20') Clematis ( <i>Clematis lasiantha</i> : 15-18' long vine) Deer Fern ( <i>Blechnum spicant</i> : 1-3') Dutchman's Pipevine ( <i>Aristolochia californica</i> : 3-6') Five Finger Fern ( <i>Adiantum pedatum</i> : 1-2') Honeysuckle ( <i>Lonicera hispidula</i> : 6-18') Lady Fern ( <i>Athrium felix-femina</i> : 1-5') Maidenhair Fern ( <i>Adiantum aleuticum</i> : 1-2') Native Blackberry ( <i>Rubus vitifolius</i> : 4-8') Sword Fern ( <i>Polystichum munitum</i> : 2-5')	Honeysuckle ( <i>Lonicera hispidula</i> : 6-18') Sword Fern ( <i>Polystichum munitum</i> : 2-5')
<b>Grasses &amp; Grass-like Plants</b>	Bulrush ( <i>Scirpus microcarpus</i> : 3-6') Horsetail ( <i>Equisetum arvense</i> : 0-1') Spike-rush ( <i>Eleocharis palustris</i> : 1-3') Torrent sedge ( <i>Carex nudata</i> : 3-5') Tule, Giant Bulrush ( <i>Scirpus acutus</i> : 3-10') Whiteroot sedge ( <i>Carex barbarae</i> : 3-5')	Blue rush ( <i>Juncus patens</i> : 1-2') Bog rush ( <i>Juncus effusus</i> : 1-2") Creeping red fescue ( <i>Festuca rubra</i> : 1-2') Creeping wild rye ( <i>Leymus triticoides</i> : 1-4') Iris-leaved rush ( <i>Juncus phaeocephalus</i> : 1-4')	Blue wild rye ( <i>Elymus glaucus</i> : 1-4') California fescue ( <i>Festuca californica</i> : 1-3') Creeping red fescue ( <i>Festuca rubra</i> : 1-2')
<b>Shrubs</b>	Arroyo Willow ( <i>Salix lasiolepis</i> : 6-20') Creek Dogwood ( <i>Cornus sericea occidentalis</i> : 5-15') Pacific Dogwood ( <i>Cornus nuttallii</i> : 5-15')	California Aralia ( <i>Aralia californica</i> : 3-9') California Huckleberry ( <i>Vaccinium ovatum</i> : 3-8') Coffeeberry ( <i>Rhamnus californica</i> : 3-14') Creambush ( <i>Holodiscus discolor</i> : 3-6') Creek Dogwood ( <i>Cornus sericea occidentalis</i> : 5-15') Hazelnut ( <i>Corylus cornuta californica</i> : 6-20') Ninebark ( <i>Physocarpus capitatus</i> : 3-13')	Blue Blossom ( <i>Ceanothus thyrsiflorus</i> : 10-15') Blue Elderberry ( <i>Sambucus cerulea</i> : 6-24') California Rose ( <i>Rosa californica</i> : 3-9') California Sagebrush ( <i>Artemisa californica</i> : 3-15') Coffeeberry ( <i>Rhamnus californica</i> : 3-14') Coyote Brush ( <i>Baccharis pilularis</i> : 4-6") Hazelnut ( <i>Corylus cornuta californica</i> : 6-20')

		Red Elderberry ( <i>Sambucus callicarpa</i> : 5-20')	 	Hazelnut ( <i>Corylus cornuta californica</i> : 6-20')	 	
		Rose-Bay ( <i>Rhododendron macrophyllum</i> : 5-25')	 	Hollyleaf Cherry ( <i>Prunus ilicifolia</i> : 20-30')	 	
		Salmon Berry ( <i>Rubus spectabilis</i> : 3-12')	 	Red Flowering Currant ( <i>Ribes sanguineum</i> : 3-12')	 	
		Snowberry ( <i>Symphoricarpos albus var. laevigatus</i> : 1-6')	 	Rose-Bay ( <i>Rhododendron macrophyllum</i> : 5-25')	 	
		Thimbleberry ( <i>Rubus parviflorus</i> : 2-10')	 	Toyon ( <i>Heteromeles arbutifolia</i> : 6-30')	 	
		Toyon ( <i>Heteromeles arbutifolia</i> : 6-30')	 	Western Azalea ( <i>Rhododendron occidentale</i> : 3-15')	 	
		Twinberry ( <i>Lonicera involucrata</i> : 2-10')	 			
		Western Azalea ( <i>Rhododendron occidentale</i> : 3-15')	 			
		Western Spicebush ( <i>Calycanthus occidentalis</i> : 10-20')	 			
<b>Trees</b>	Coast Redwood ( <i>Sequoia sempervirens</i> : 160-280')	 	Big Leaf Maple ( <i>Acer macrophyllum</i> : 15-100')	 	Black Oak ( <i>Quercus Kelloggii</i> : 30-80')	 
	Gray Willow ( <i>Salix exigua</i> : 6-30')	 	Box Elder ( <i>Acer negundo californica</i> : 20-70')	 	Box Elder ( <i>Acer negundo californica</i> : 20-70')	 
	Oregon Ash ( <i>Fraxinus latifolia</i> : 30-80')	 	California Nutmeg ( <i>Torreya californica</i> : 6-25')	 	Buckeye ( <i>Aesculus californica</i> : 6-21')	 
	Red Alder ( <i>Alnus rubra</i> : 30-105')	 	Coast Redwood ( <i>Sequoia sempervirens</i> : 160-280')	 	California Bay ( <i>Umbellularia californica</i> : 25-90')	 
	Red Willow ( <i>Salix leavigata</i> : 15-45')	 	Douglas Fir ( <i>Pseudotsuga menziesii</i> : 70-250')	 	Canyon Live Oak ( <i>Quercus chrysolepis</i> : 30-80')	 
	White Alder ( <i>Alnus rhombifolia</i> : 30-105')	 	Red Alder ( <i>Alnus rubra</i> : 30-105')	 	Coast Live Oak ( <i>Quercus agrifolia</i> : 35-85')	 
	Yellow Willow ( <i>Salix lucida lasiandra</i> : 20-50')	 	Tan Oak ( <i>Lithocarpus densiflora</i> : 30-80')	 	Madrone ( <i>Arbutus menziesii</i> : 40-80')	 
			White Alder ( <i>Alnus rhombifolia</i> : 30-105')	 	Oregon Oak ( <i>Quercus garryana</i> : 30-80')	 
					Valley Oak ( <i>Quercus lobata</i> : 40-125')	