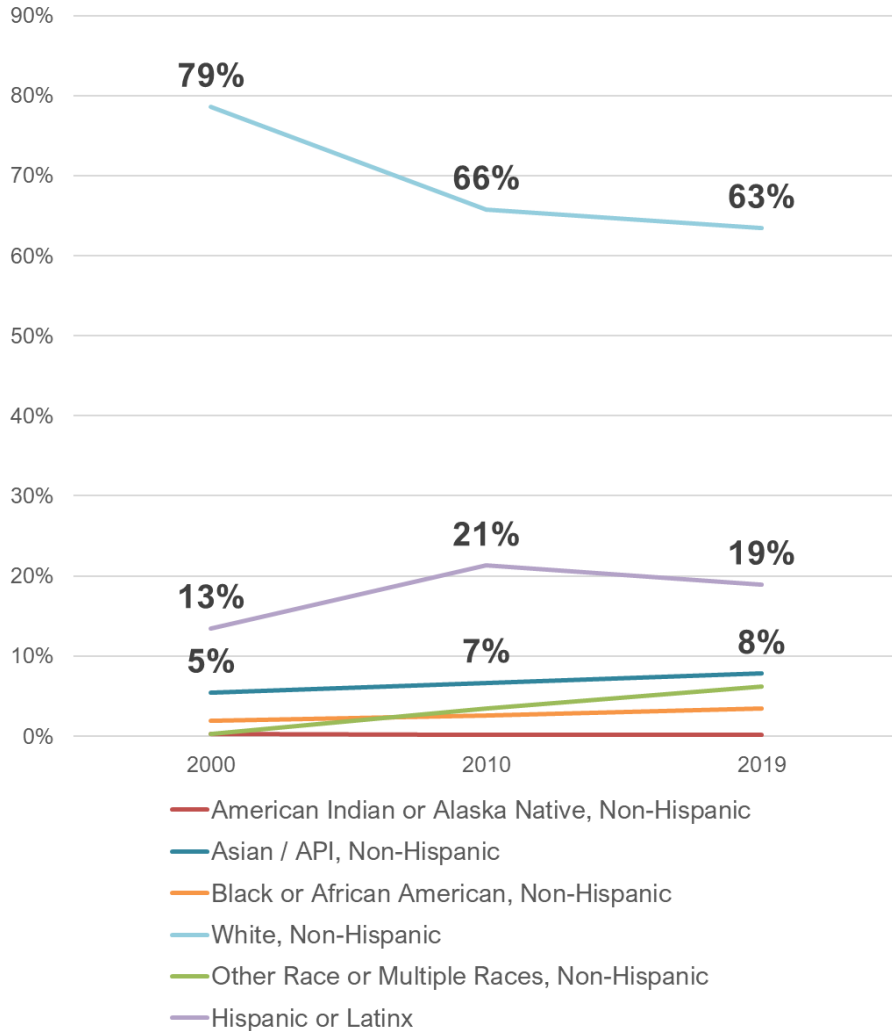




Marin County Housing Element | Fair Housing & Equity

City of Novato

Novato Racial Breakdown Over Time



2019

	2000	2010	2019
American Indian or Alaska Native, Non-Hispanic	113	108	96
Asian, Non-Hispanic	2,513	3,470	4,338
Black or African American, Non-Hispanic	893	1,321	1,917
White, Non-Hispanic	36,336	34,141	35,312
Other Race or Multiple Races, Non-Hispanic	147	1,1818	3,448
Hispanic/Latinx	6,229	11,046	10,531
Total	46,231	51,904	55,642

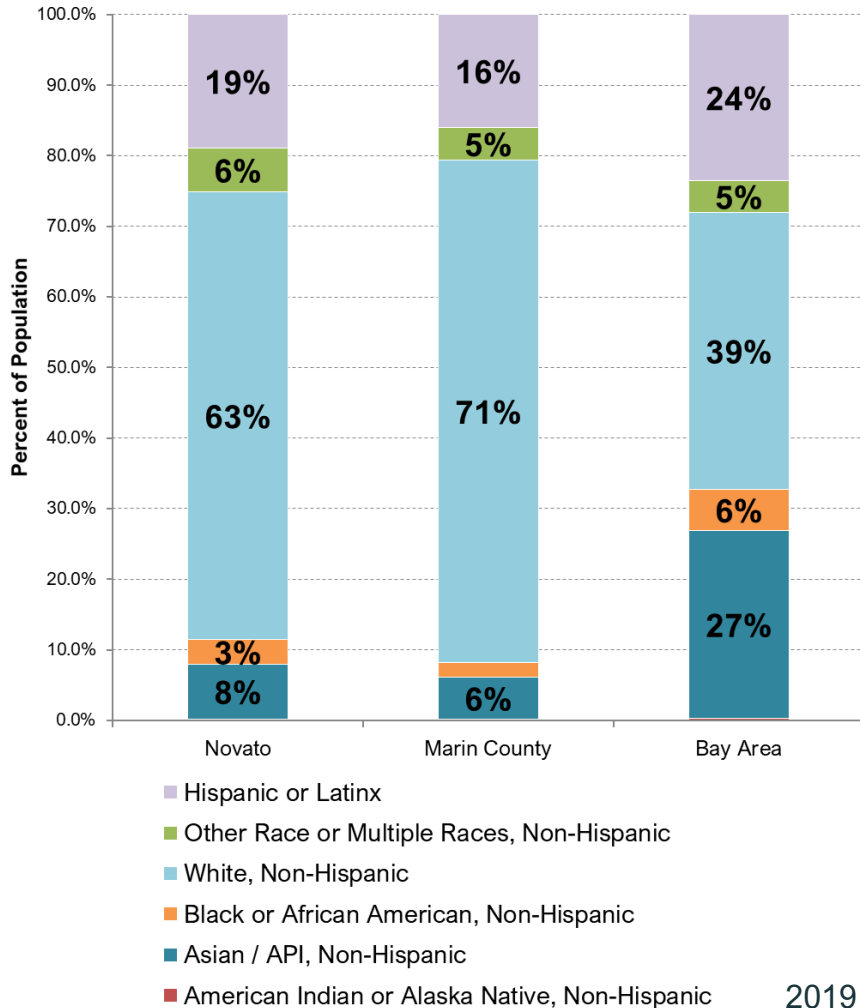
2019



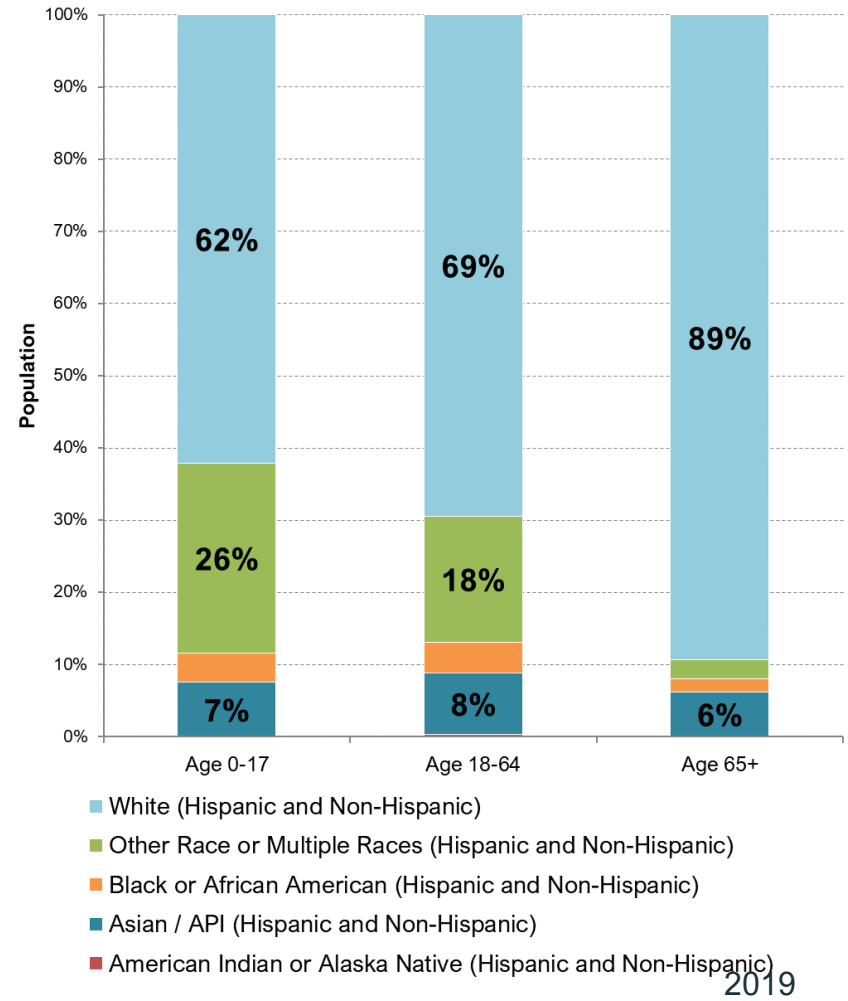
Marin County Housing Element | Fair Housing & Equity

City of Novato

Racial Breakdown Novato, Marin and Bay Area



Racial Breakdown by Age Group

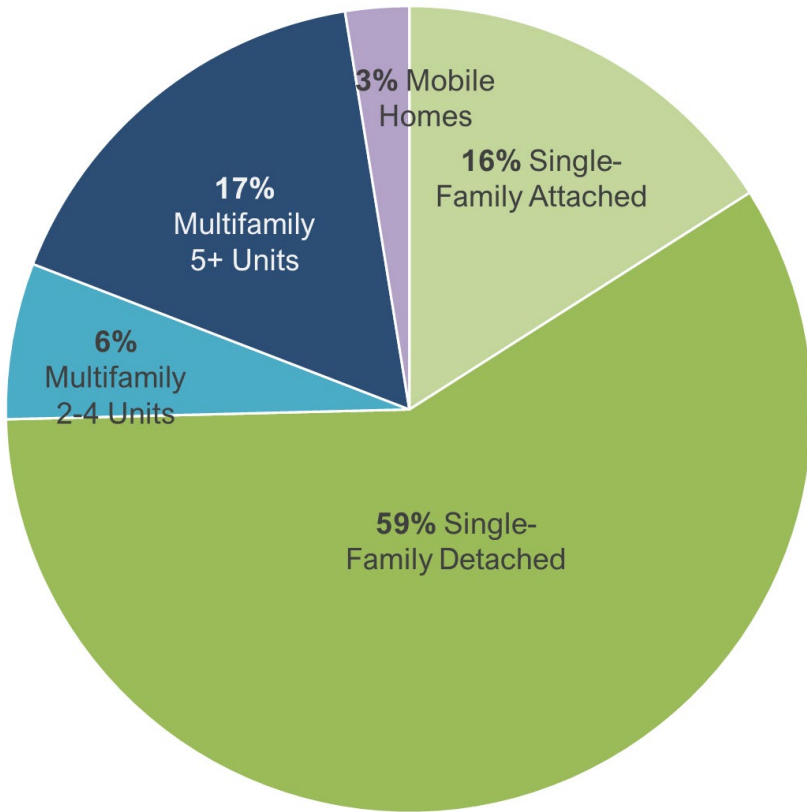




Marin County Housing Element | Fair Housing & Equity

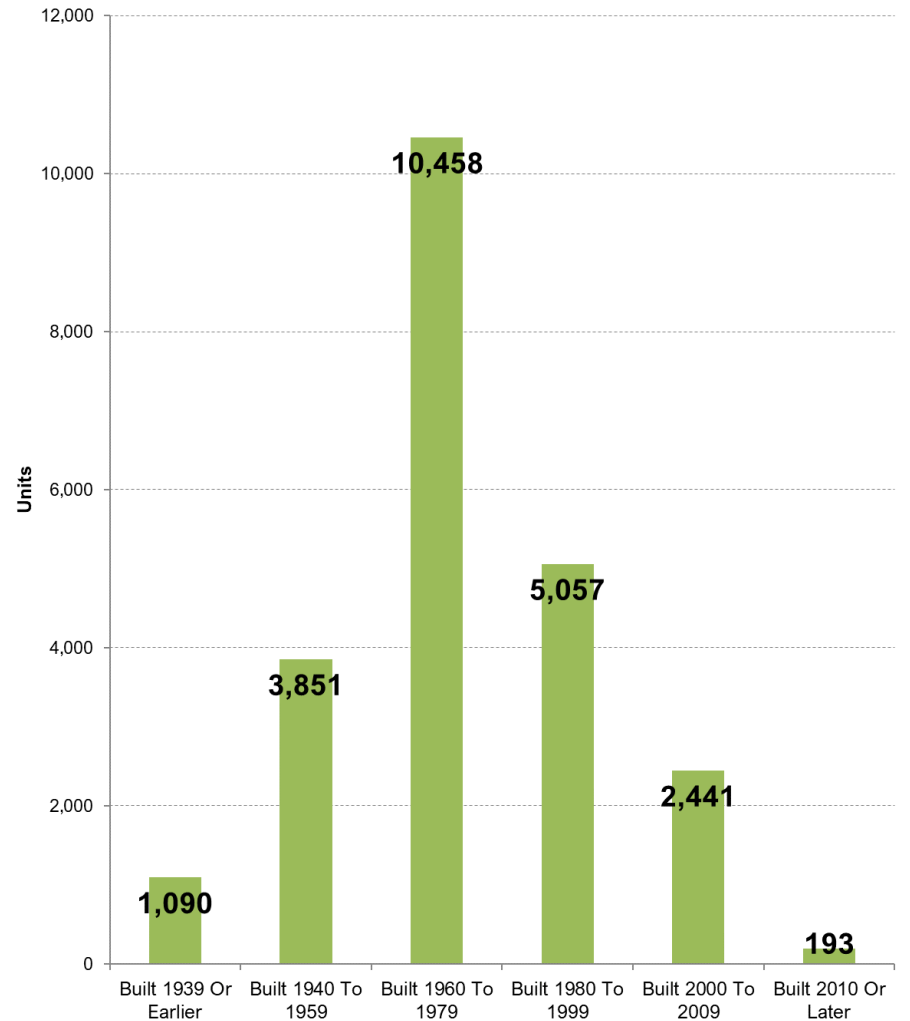
City of Novato

Housing Stock



2020

Housing Units by Year Structure Built



2019



Overcrowding by Tenure

	Owner Occupied	Renter Occupied
1 to 1.5 occupants/room	1.0%	9.8%
More than 1.5 occupants/room	0.5%	3.7%

Number of Bedrooms by Housing Tenure

	Owner Occupied	Renter Occupied
0 Bedrooms	1%	6%
1 Bedrooms	1%	23%
2 Bedrooms	16%	40%
3-4 Bedrooms	76%	29%
5 Or More Bedrooms	7%	1%



City of Novato

Income levels to Qualify for Affordable Housing in Marin County

Income Level	1-Person	2-Person	3-Person	4-Person
Extremely Low	\$38,400	\$43,850	\$49,350	\$54,800
Very Low	\$63,950	\$73,100	\$82,250	\$91,350
Low	\$102,450	\$117,100	\$131,750	\$146,350
Moderate	\$125,650	\$143,600	\$161,550	\$179,500
Area Median Income	\$104,700	\$119,700	\$134,650	\$149,600



Marin County Housing Element | Fair Housing & Equity

City of Novato

	2019	2014	2009
Median Annual Renter Household Income	\$64,536	\$52,483	\$44,864
Market-Rate Rent 2-Bedroom	\$3,170	\$1,956	\$1,658

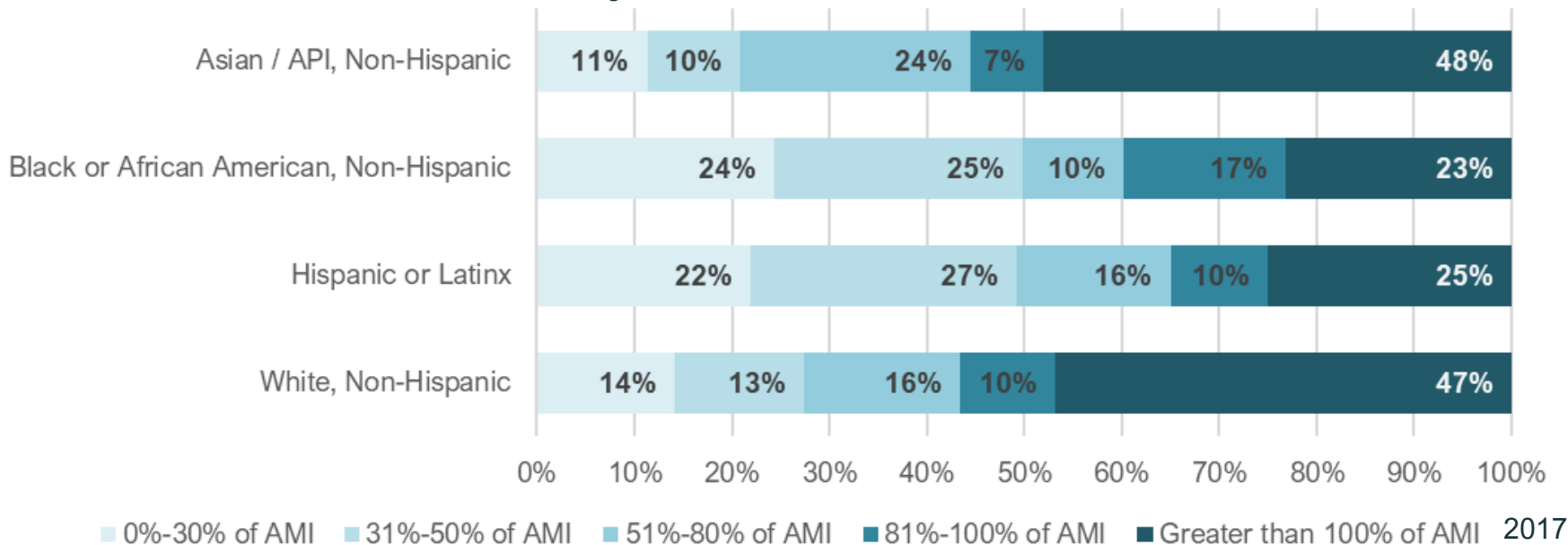
Market-rate rent in Marin increased by 91% from 2009-2019 while incomes increased by 44% in Novato.



Marin County Housing Element | Fair Housing & Equity

City of Novato

Household Income Distribution by Race



Tenure by Race

	White, non-Hispanic	Hispanic or Latinx	Black or African American (Hispanic and Non-Hispanic)*	Asian/API (Hispanic and Non-Hispanic)
Owner-occupied	74%	35%	48%	68%
Renter-occupied	26%	65%	52%	32%

* Small sample size



Marin County Housing Element | Fair Housing & Equity

City of Novato

Affordable housing = 30% of household income

- **Low-Income Household of 1:**
 - Income = \$102,450 | Housing Costs = \$2,561
- **Low-Income Household of 4:**
 - Income = \$146,350 | Housing Costs = \$3,659

Position	Gross Annual Income	Monthly Housing Costs
Senior on Fixed Income	\$18,516 (\$1,543/month)	\$463
Veterinary Customer Service Representative	\$36,400 (\$17.5/hour, 40 hours/week)	\$910
Novato High School Teacher	\$54,466	\$1,361
Firefighter/Paramedic, Novato Fire	\$106,080	\$2,652