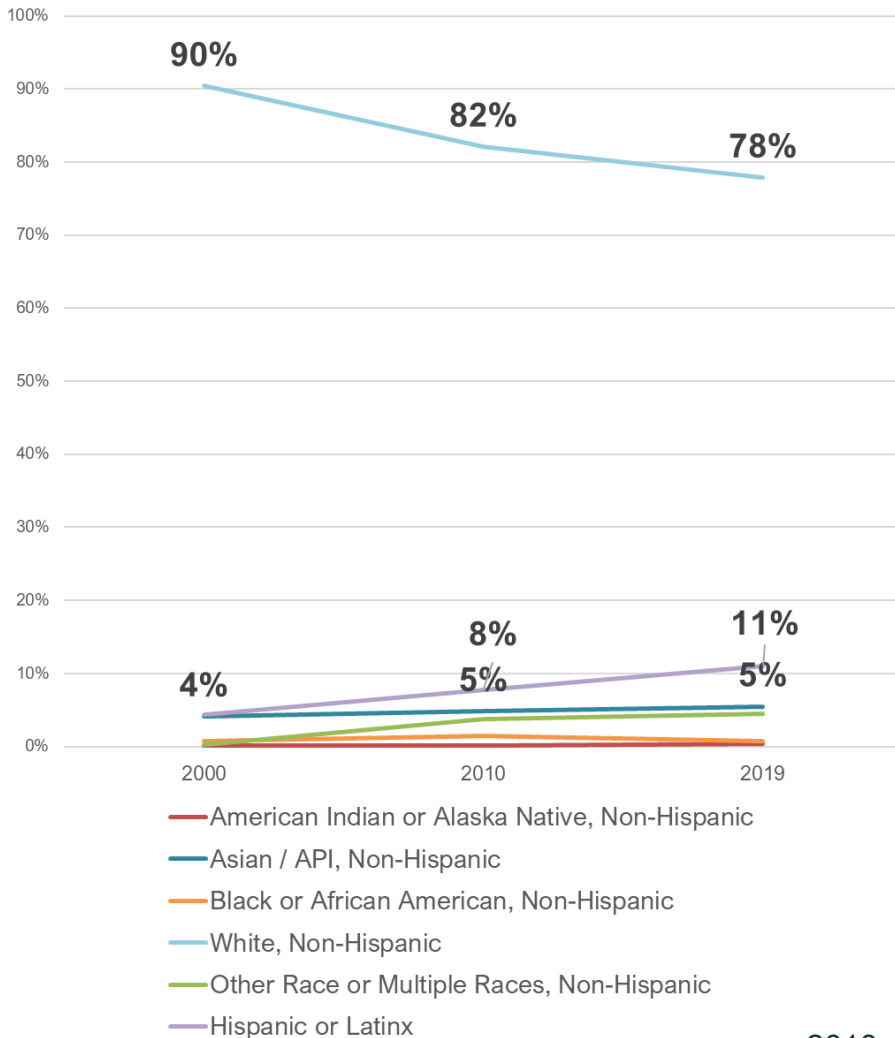




Marin County Housing Element | Fair Housing & Equity

City of Larkspur

Larkspur Racial Breakdown Over Time



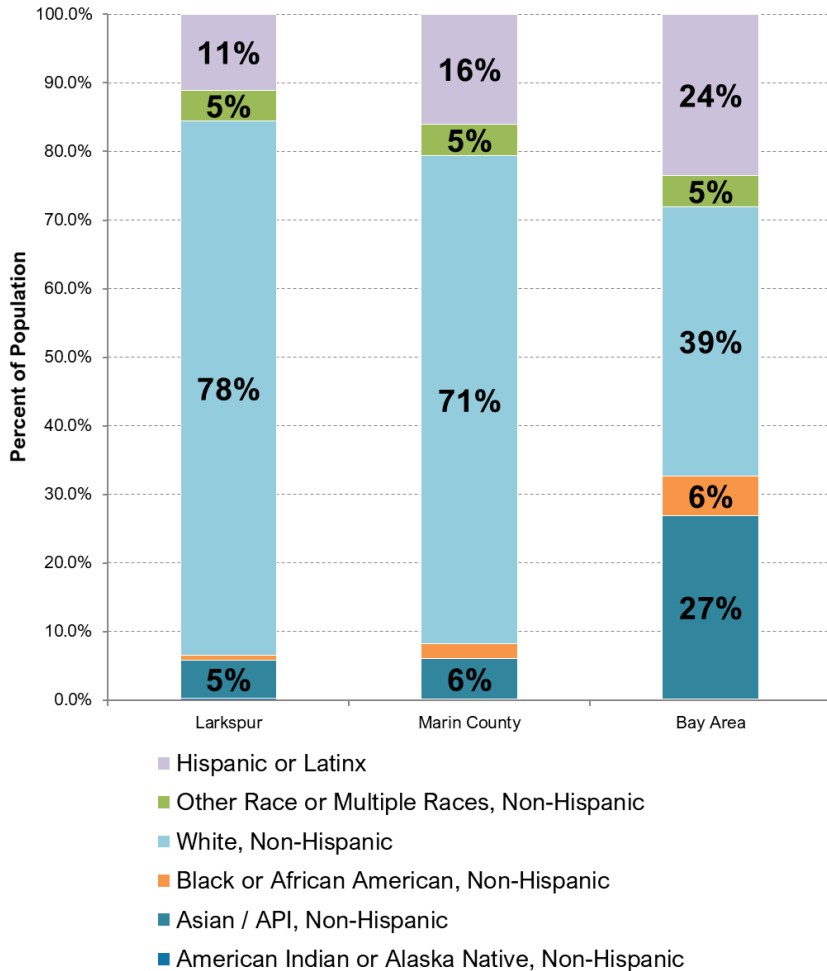
	2000	2010	2019
American Indian or Alaska Native, Non-Hispanic	19	16	44
Asian, Non-Hispanic	481	575	675
Black or African American, Non-Hispanic	91	174	88
White, Non-Hispanic	10,623	9,791	9,594
Other Race or Multiple Races, Non-Hispanic	22	452	558
Hispanic/Latinx	512	918	1360
Total	11,751	11,926	12,319



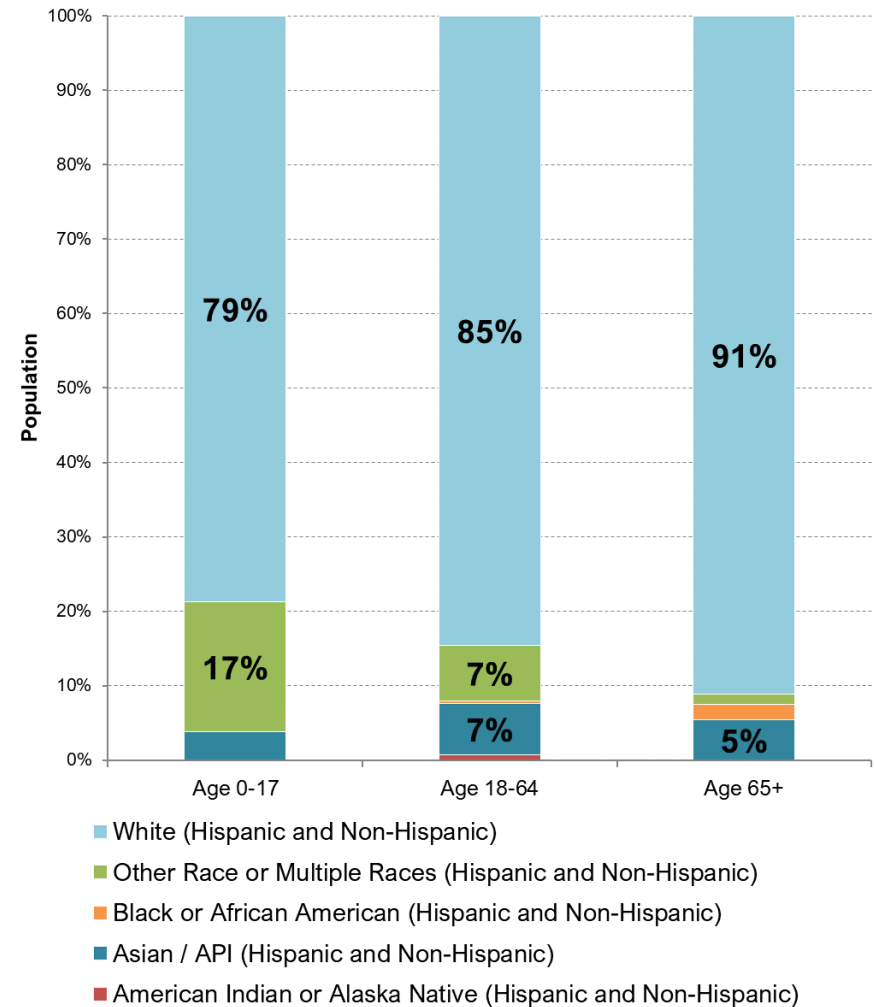
Marin County Housing Element | Fair Housing & Equity

City of Larkspur

Racial Breakdown Larkspur, Marin and Bay Area



Racial Breakdown by Age Group

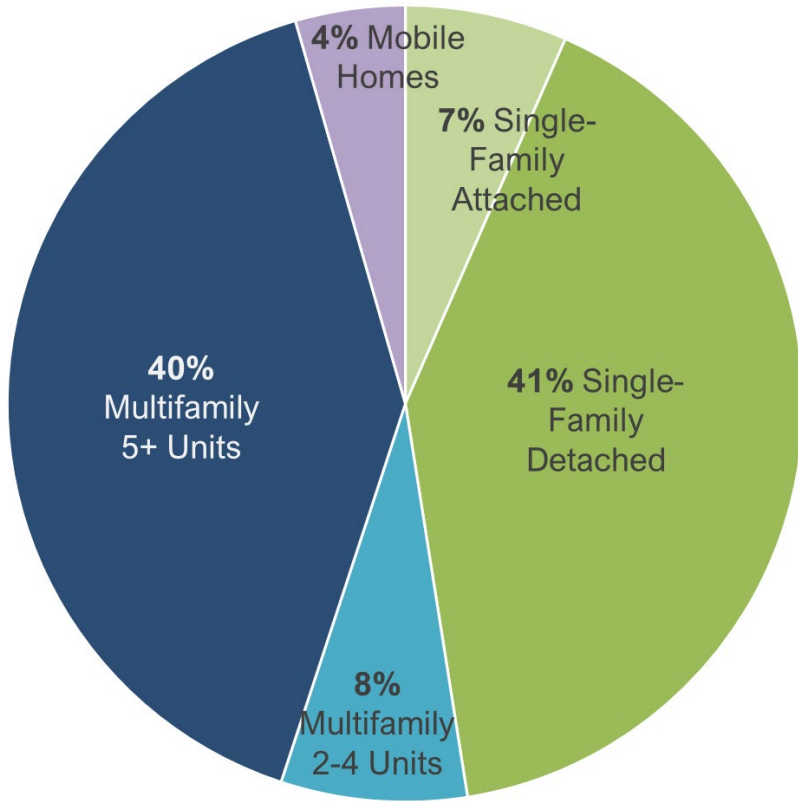




Marin County Housing Element | Fair Housing & Equity

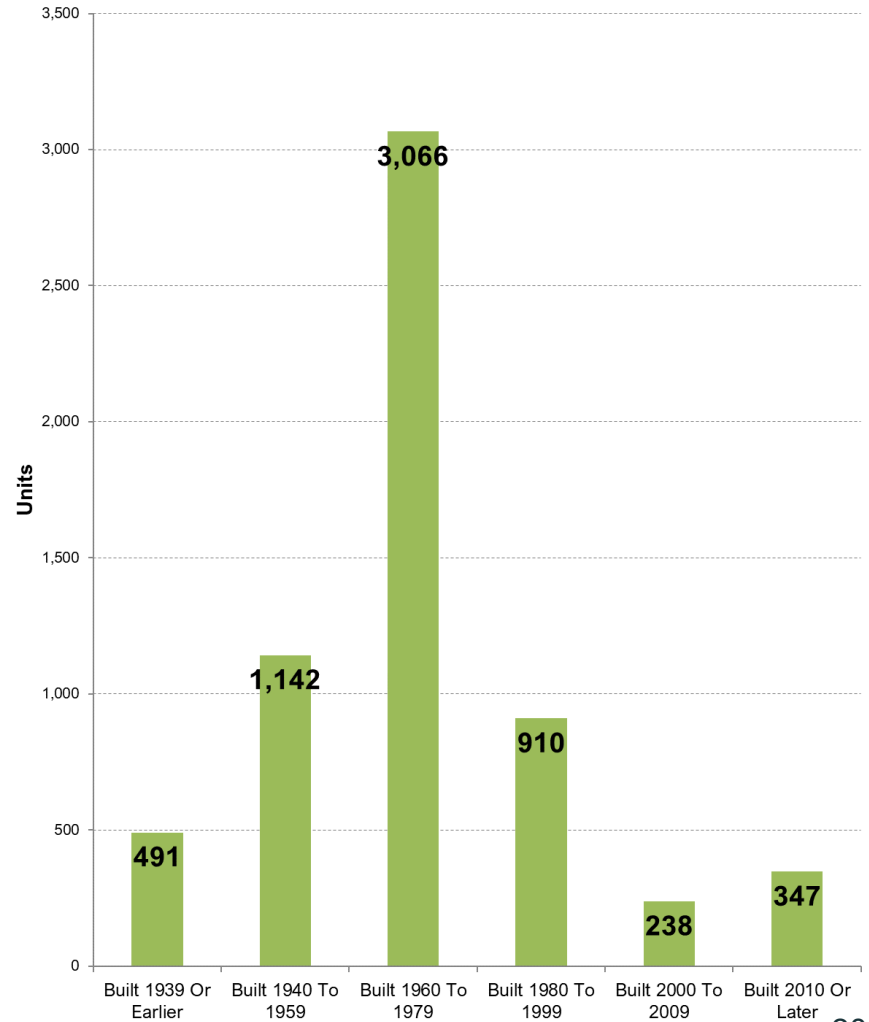
City of Larkspur

Housing Stock



2020

Housing Units by Year Structure Built



2019



City of Larkspur

Overcrowding by Tenure

	Owner Occupied	Renter Occupied
1 to 1.5 occupants/room	0%	2.1%
More than 1.5 occupants/room	0%	2.2%

Number of Bedrooms by Housing Tenure

	Owner Occupied	Renter Occupied
0 Bedrooms	1%	8%
1 Bedrooms	5%	44%
2 Bedrooms	21%	39%
3-4 Bedrooms	63%	7%
5 Or More Bedrooms	10%	1%



City of Larkspur

Income levels to Qualify for Affordable Housing in Marin County

Income Level	1-Person	2-Person	3-Person	4-Person
Extremely Low	\$38,400	\$43,850	\$49,350	\$54,800
Very Low	\$63,950	\$73,100	\$82,250	\$91,350
Low	\$102,450	\$117,100	\$131,750	\$146,350
Moderate	\$125,650	\$143,600	\$161,550	\$179,500
Area Median Income	\$104,700	\$119,700	\$134,650	\$149,600

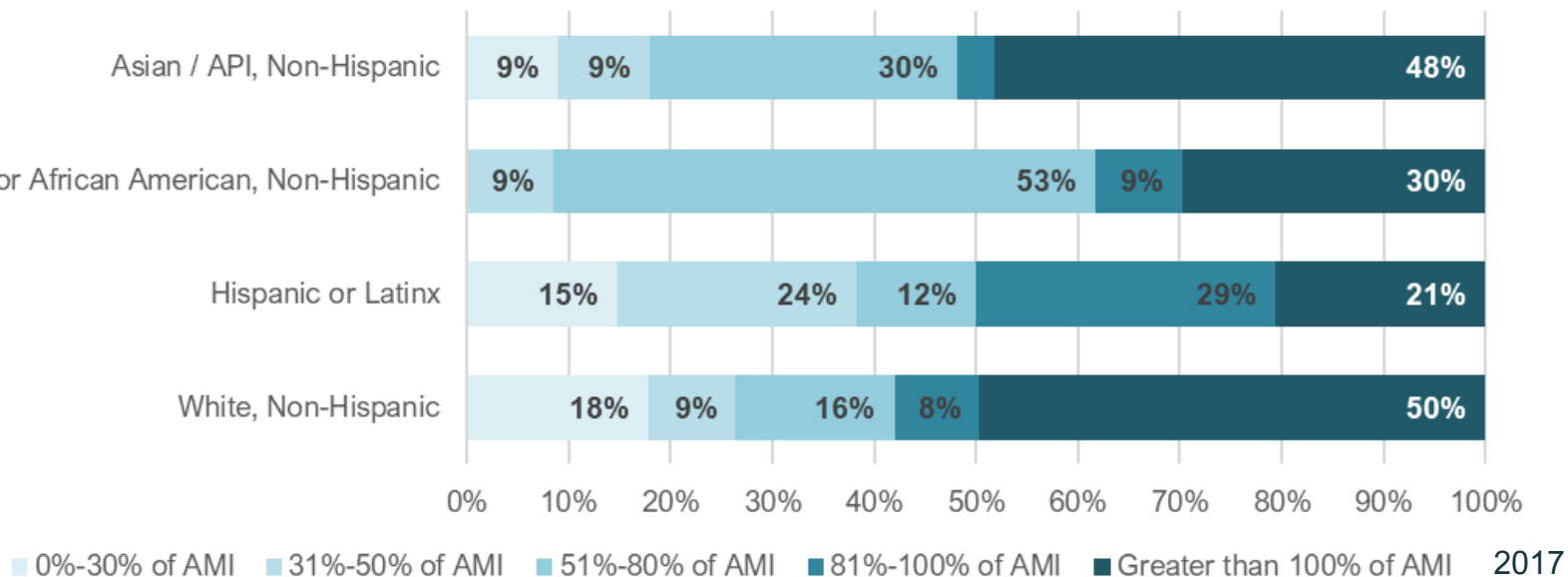


City of Larkspur

	2019	2014	2009
Median Annual Renter Household Income	\$79,972	\$64,833	\$64,572
Market-Rate Rent 2-Bedroom	\$3,170	\$1,956	\$1,658

Market-rate rent in Marin increased by 91% from 2009-2019 while incomes increased by 24% in Larkspur.

Household Income Distribution by Race



Tenure by Race

	White, non-Hispanic	Hispanic or Latinx	Black or African American (Hispanic and Non-Hispanic)*	Asian/API (Hispanic and Non-Hispanic)
Owner-occupied	54%	15%	33%	47%
Renter-occupied	46%	85%	67%	53%

* Small sample size



Marin County Housing Element | Fair Housing & Equity

City of Larkspur

Affordable housing = 30% of household income

- **Low-Income Household of 1:**
 - Income = \$102,450 | Housing Costs = \$2,561
- **Low-Income Household of 4:**
 - Income = \$146,350 | Housing Costs = \$3,659

Position	Gross Annual Income	Monthly Housing Costs
Senior on Fixed Income	\$18,516 (\$1,543/month)	\$463
Crew Member, Greenbrae Trader Joe's	\$41,600 (\$20/hour, 40 hours/week)	\$1,040
Redwood High School Teacher	\$67,575	\$1,689
Fire Inspector, Central Marin Fire	\$112,902	\$2,823