

Case Overview

Total no. of Cases

3,973

Created Date

All values

Status Name

All

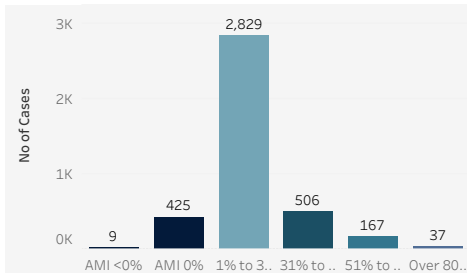
Applied By

Multiple values

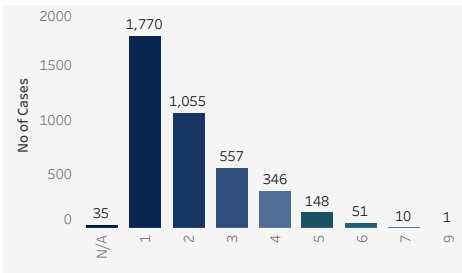
Case Breakdown By

Status Name

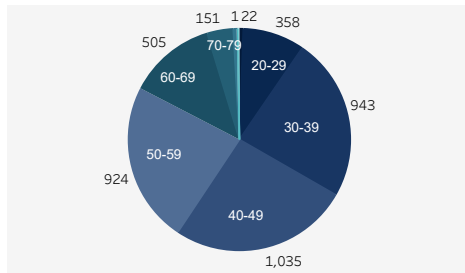
Tenant AMI Distribution



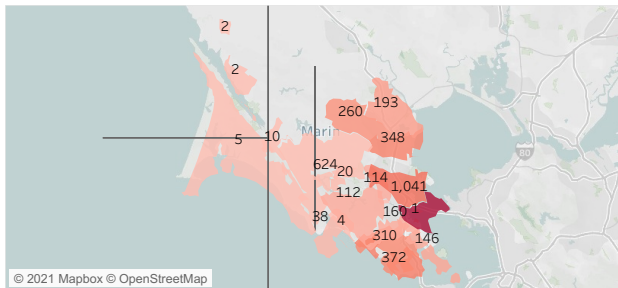
Household Size Distribution



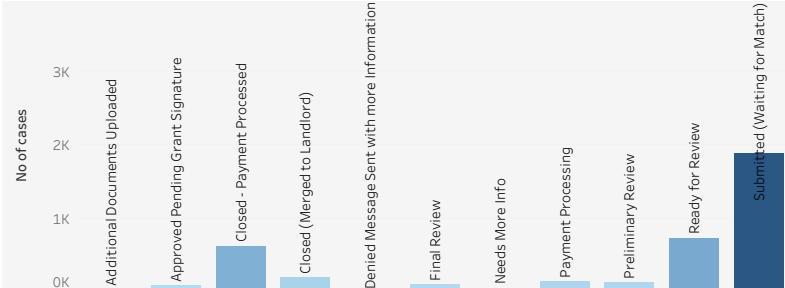
Tenant Age Distribution



Geographical Distribution (shows only Current County)



Case Breakdown by Status Name



Marin Rental Assistance Cases by Geography (as of 11/03/21):

City	Percent of Total Cases
SAN RAFAEL	40%
NOVATO	17%
SAUSALITO	12%
MILL VALLEY	9%
LARKSPUR	5%
CORTE MADERA	4%
SAN ANSELMO	4%
BELVEDERE/TIBURON	3%
FAIRFAX	3%
BOLINAS	2%
WOODACRE	1%

Ethnicity, Race and Other Details

Median Combined Household Income \$20,000

Average Combined Household Income \$27,038

Median Rent Award Amount \$1,400

Average Rent Award Amount \$1,726

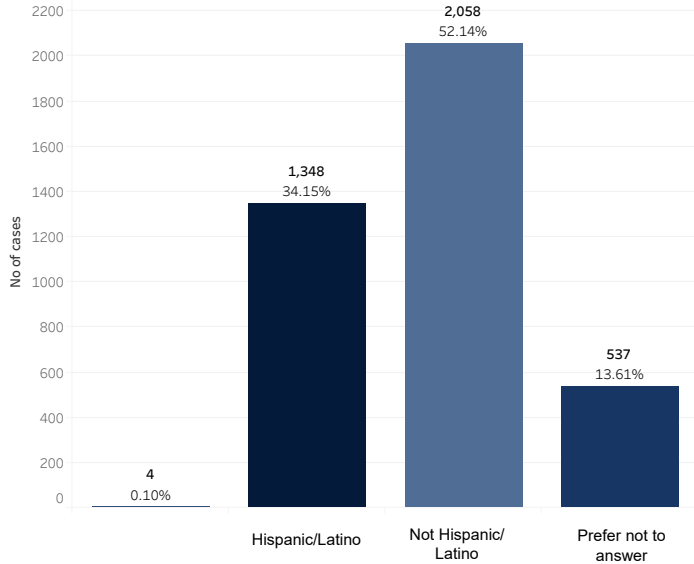
Applied By
Multiple values

Status Name
Multiple values

Created Date
All values

Case Number
All

Ethnicity Breakdown



Race Breakdown

