

DIVISION OF THE DEPARTMENT OF FINANCE  
TREASURER

Excellent and responsive fiscal leadership.

Roy Given, CPA  
DIRECTOR

July 21, 2015

Karen Shaw  
INVESTMENT OFFICER

Katie Rice, President  
Board of Supervisors  
County of Marin  
3501 Civic Center Dr. #329  
San Rafael, CA 94903

Mary Jane Burke  
Superintendent of Schools  
Marin County Office of Education MCERA  
P. O. Box 4925  
San Rafael, CA 94913

Marin County Schools,  
Special Districts, and  
MCERA

Marin County Civic Center  
3501 Civic Center Drive  
Suite 209  
PO Box 4220  
San Rafael, CA 94913-4220  
415 473 6143 T  
415 473 3741 F  
CRS Dial 711  
www.marincounty.org/treas

RE: MONTHLY REPORT OF COUNTY, SCHOOLS AND DISTRICT INVESTMENTS  
as of May 31, 2015.

Dear Investment Fund Participants:

The attached Monthly Report of County, Schools and District investments is provided for your review.

\* The investments were made pursuant to Government Code Sections 53601, 53635 and comply with the County Treasurer's Statement of Investment Policy. The investment policy provides for:

- Preservation of capital through high quality investments;
- Maintenance of sufficient liquidity to meet participant operating needs; and
- A rate of return consistent with the above objectives.

\* Maturities are scheduled to meet participant expenditure requirements for the next six months.

\* Attached spreadsheets identify investment type, issuer, maturity date, amount invested and fair market value for each security held. Fair market values were determined by Wells Fargo Institutional Trust Services on all securities except for investments in the Local Agency Investment Fund which was valued at face value by us. Adjustments have been made for premiums, discounts and accrued interest on discount securities to make the book value and fair market value more comparable.

I trust you find this report informative. Should you have any questions do not hesitate to call me.

Respectfully submitted,

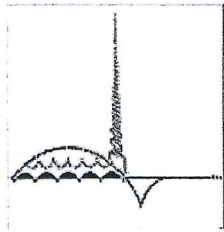
Roy Given  
Director of Finance

RG: mg  
Attachments

cc: Matthew Hymel, County Administrator  
Marin County Treasury Oversight Committee

Requests for accommodations may be made by calling (415) 473-4381 (Voice/TTY), 711 for California Relay Service or by e-mail at disabilityaccess@marincounty.org. Copies of documents are available in alternative formats, upon request.

CA-4a



**TREASURER DIVISION - DEPARTMENT OF FINANCE**  
**REPORT OF INVESTMENTS - OPERATING FUNDS**  
**COUNTY OF MARIN, SCHOOLS & SPECIAL DISTRICTS**

May 31, 2015

Page 1

INVESTMENT #	TYPE	FACE VALUE	STATED RATE	MATURITY DATE	PURCHASE DATE	BOOK VALUE	YTM 360 DAYS	YTM 365 DAYS	DESCRIPTION	MARKET VALUE
142	LA1	236,824.67	2.967	//	07/01/2011	236,824.67	0.286	0.290	Local Agency Investment Fund	236,824.67
3490	LA2	0.00	5.170	//	07/01/2011	0.00	0.000	0.001	MM-DREYFUS	0.00
9149	LA2	10,004,087.44	0.040	//	07/01/2011	10,004,087.44	0.009	0.010	MM-FIDELITY Institutional Gov	10,004,087.44
4366	LA2	0.00	4.930	//	07/01/2011	0.00	0.009	0.010	NATIONS Treasury Reserves	0.00
2246	LA2	10,001,920.08	4.760	//	07/01/2011	10,001,920.08	0.009	0.010	MM-WELLS FARGO Institutional G	10,001,920.08
10998	FAD	5,000,000.00	0.000	06/01/2015	01/23/2015	4,998,566.67	0.080	0.081	Federal Home Loan Discount	5,000,000.00
10981	FAD	3,000,000.00	0.100	06/02/2015	12/29/2014	2,998,708.33	0.100	0.101	Fed Natl Mtg Assoc Disc	3,000,000.00
10982	FAD	3,500,000.00	0.100	06/03/2015	12/29/2014	3,498,483.33	0.100	0.101	Fed Natl Mtg Assoc Disc	3,500,000.00
10984	FAD	4,000,000.00	0.100	06/04/2015	12/30/2014	3,998,266.67	0.100	0.101	Fed Natl Mtg Assoc Disc	4,000,000.00
10996	FAD	7,600,000.00	0.080	06/05/2015	01/20/2015	7,597,703.11	0.080	0.081	Fed Natl Mtg Assoc Disc	7,600,000.00
11004	FAD	5,500,000.00	0.065	06/08/2015	02/03/2015	5,498,758.68	0.065	0.065	Federal Home Loan Discount	5,500,000.00
11013	FAD	3,000,000.00	0.055	06/09/2015	02/19/2015	2,999,495.83	0.055	0.055	Federal Home Loan Discount	3,000,000.00
10989	FAD	3,600,000.00	0.105	06/10/2015	01/06/2015	3,598,372.50	0.105	0.106	Fed Natl Mtg Assoc Disc	3,599,964.00
11014	FAD	3,000,000.00	0.055	06/11/2015	02/19/2015	2,999,486.67	0.055	0.055	Federal Home Loan Discount	2,999,970.00
11010	FAD	3,300,000.00	0.055	06/12/2015	02/12/2015	3,299,395.00	0.055	0.055	Federal Home Loan Discount	3,299,967.00
11008	FAD	3,000,000.00	0.060	06/15/2015	02/09/2015	2,999,370.00	0.060	0.060	Federal Home Loan Discount	2,999,970.00
10992	FAD	4,000,000.00	0.110	06/15/2015	01/12/2015	3,998,117.78	0.110	0.111	Fed Natl Mtg Assoc Disc	3,999,960.00
10979	FAD	5,000,000.00	0.160	06/17/2015	12/26/2014	4,996,155.56	0.160	0.162	Fed Natl Mtg Assoc Disc	4,999,950.00
11011	FAD	3,000,000.00	0.060	06/18/2015	02/17/2015	2,999,395.00	0.060	0.060	Federal Home Loan Discount	2,999,970.00
11012	FAD	7,300,000.00	0.060	06/19/2015	02/18/2015	7,298,527.83	0.060	0.060	Federal Home Loan Discount	7,299,927.00
10994	FAD	6,500,000.00	0.095	06/22/2015	01/14/2015	6,497,272.71	0.095	0.096	Fed Natl Mtg Assoc Disc	6,499,935.00
11006	FAD	3,000,000.00	0.065	06/23/2015	02/05/2015	2,999,252.50	0.065	0.065	Federal Home Loan Discount	2,999,970.00

INVESTMENT #	TYPE	FACE VALUE	STATED RATE	MATURITY DATE	PURCHASE DATE	BOOK VALUE	YTM 360 DAYS	YTM 365 DAYS	DESCRIPTION	MARKET VALUE
10995	FAD	3,200,000.00	0.090	06/24/2015	01/15/2015	3,198,720.00	0.090	0.091	Fed Natl Mtg Assoc Disc	3,199,968.00
11005	FAD	4,200,000.00	0.065	06/25/2015	02/04/2015	4,198,930.75	0.065	0.065	Federal Home Loan Discount	4,199,958.00
11009	FAD	10,000,000.00	0.060	06/26/2015	02/11/2015	9,997,750.00	0.060	0.060	Federal Home Loan Discount	9,999,900.00
11007	FAD	2,200,000.00	0.065	06/29/2015	02/06/2015	2,199,431.97	0.065	0.065	Federal Home Loan Discount	2,199,956.00
11015	FAD	6,600,000.00	0.060	06/29/2015	02/19/2015	6,598,570.00	0.060	0.060	Federal Home Loan Discount	6,599,868.00
11001	FAD	5,500,000.00	0.080	06/30/2015	01/29/2015	5,498,142.22	0.080	0.081	Federal Home Loan Discount	5,499,890.00
10993	FAD	5,000,000.00	0.095	06/30/2015	01/13/2015	4,997,783.33	0.095	0.096	Fed Natl Mtg Assoc Disc	4,999,900.00
11033	FAD	5,000,000.00	0.000	07/01/2015	03/13/2015	4,998,930.55	0.070	0.070	Fed Natl Mtg Assoc Disc	4,999,850.00
11027	FAD	7,000,000.00	0.050	07/02/2015	03/09/2015	6,998,881.94	0.050	0.050	Federal Home Loan Discount	6,999,790.00
11017	FAD	5,100,000.00	0.070	07/06/2015	02/20/2015	5,098,651.33	0.070	0.070	Federal Home Loan Discount	5,099,796.00
11024	FAD	3,000,000.00	0.065	07/07/2015	03/03/2015	2,999,317.50	0.065	0.065	Federal Home Loan Discount	2,999,880.00
11021	FAD	6,000,000.00	0.065	07/08/2015	02/26/2015	5,998,570.00	0.065	0.065	Federal Home Loan Discount	5,999,760.00
11029	FAD	14,000,000.00	0.070	07/09/2015	03/09/2015	13,996,678.89	0.070	0.070	Fed Natl Mtg Assoc Disc	13,999,440.00
11025	FAD	3,000,000.00	0.065	07/10/2015	03/04/2015	2,999,306.67	0.065	0.065	Federal Home Loan Discount	2,999,880.00
11030	FAD	3,000,000.00	0.070	07/13/2015	03/09/2015	2,999,265.00	0.070	0.070	Fed Natl Mtg Assoc Disc	2,999,850.00
11044	FAD	3,500,000.00	0.075	07/14/2015	03/23/2015	3,499,176.04	0.075	0.076	Federal Home Loan Discount	3,499,825.00
11042	FAD	3,000,000.00	0.050	07/14/2015	03/20/2015	2,999,516.67	0.050	0.050	Fed Natl Mtg Assoc Disc	2,999,850.00
11036	FAD	3,000,000.00	0.000	07/15/2015	03/18/2015	2,999,107.50	0.090	0.091	Fed Natl Mtg Assoc Disc	2,999,850.00
11037	FAD	5,000,000.00	0.090	07/16/2015	03/18/2015	4,998,500.00	0.090	0.091	Fed Natl Mtg Assoc Disc	4,999,750.00
11038	FAD	10,000,000.00	0.090	07/17/2015	03/18/2015	9,996,975.00	0.090	0.091	Fed Natl Mtg Assoc Disc	9,999,500.00
11020	FAD	5,000,000.00	0.070	07/20/2015	02/25/2015	4,998,590.28	0.070	0.070	Federal Home Loan Discount	4,999,750.00
11031	FAD	5,000,000.00	0.060	07/20/2015	03/10/2015	4,998,900.00	0.060	0.060	Federal Home Loan Discount	4,999,750.00
11023	FAD	3,000,000.00	0.060	07/21/2015	02/27/2015	2,999,280.00	0.060	0.060	Federal Home Loan Discount	2,999,820.00
11039	FAD	3,000,000.00	0.000	07/22/2015	03/19/2015	2,999,218.75	0.075	0.076	Federal Home Loan Discount	2,999,820.00
11040	FAD	3,000,000.00	0.075	07/23/2015	03/19/2015	2,999,212.50	0.075	0.076	Federal Home Loan Discount	2,999,820.00
11041	FAD	4,000,000.00	0.075	07/24/2015	03/19/2015	3,998,941.67	0.075	0.076	Federal Home Loan Discount	3,999,760.00
11045	FAD	3,000,000.00	0.080	07/27/2015	03/23/2015	2,999,160.00	0.080	0.081	Federal Home Loan Discount	2,999,820.00

INVESTMENT #	TYPE	FACE VALUE	STATED RATE	MATURITY DATE	PURCHASE DATE	BOOK VALUE	YTM 360 DAYS	YTM 365 DAYS	DESCRIPTION	MARKET VALUE
11043	FAD	5,100,000.00	0.065	07/27/2015	03/20/2015	5,098,812.13	0.065	0.065	Fed Natl Mtg Assoc Disc	5,099,694.00
11018	FAD	4,300,000.00	0.065	07/28/2015	02/23/2015	4,298,796.60	0.065	0.065	Fed Home Ln Mtg Corp Disc	4,299,742.00
11019	FAD	2,700,000.00	0.070	07/29/2015	02/24/2015	2,699,186.25	0.070	0.070	Federal Home Loan Discount	2,699,838.00
11056	FAD	13,500,000.00	0.060	07/30/2015	03/27/2015	13,497,187.50	0.060	0.060	Federal Home Loan Discount	13,499,055.00
11057	FAD	10,500,000.00	0.055	07/30/2015	03/30/2015	10,498,042.92	0.055	0.055	Federal Home Loan Discount	10,499,265.00
11058	FAD	10,000,000.00	0.055	07/30/2015	03/31/2015	9,998,151.39	0.055	0.055	Federal Home Loan Discount	9,999,300.00
11060	FAD	10,000,000.00	0.050	07/30/2015	04/01/2015	9,998,333.33	0.050	0.050	Federal Home Loan Discount	9,999,300.00
11046	FAD	5,000,000.00	0.080	07/31/2015	03/24/2015	4,998,566.67	0.080	0.081	Federal Home Loan Discount	4,999,650.00
11032	FAD	6,000,000.00	0.070	07/31/2015	03/11/2015	5,998,343.34	0.070	0.070	Fed Home Ln Mtg Corp Disc	5,999,580.00
11065	FAD	3,600,000.00	0.065	08/03/2015	04/06/2015	3,599,226.50	0.065	0.065	Federal Home Loan Discount	3,599,676.00
11053	FAD	3,600,000.00	0.100	08/04/2015	03/26/2015	3,598,690.00	0.100	0.101	Fed Natl Mtg Assoc Disc	3,599,676.00
11054	FAD	3,000,000.00	0.100	08/05/2015	03/26/2015	2,998,900.00	0.100	0.101	Fed Natl Mtg Assoc Disc	2,999,730.00
11055	FAD	3,000,000.00	0.100	08/06/2015	03/26/2015	2,998,891.67	0.100	0.101	Fed Natl Mtg Assoc Disc	2,999,730.00
11049	FAD	3,500,000.00	0.110	08/07/2015	03/25/2015	3,498,556.25	0.110	0.111	Fed Home Ln Mtg Corp Disc	3,499,685.00
11059	FAD	3,000,000.00	0.095	08/10/2015	03/31/2015	2,998,955.00	0.095	0.096	Federal Home Loan Discount	2,999,700.00
11062	FAD	3,000,000.00	0.100	08/11/2015	04/02/2015	2,998,908.33	0.100	0.101	Fed Home Ln Mtg Corp Disc	2,999,700.00
11063	FAD	3,000,000.00	0.100	08/12/2015	04/02/2015	2,998,900.00	0.100	0.101	Fed Home Ln Mtg Corp Disc	2,999,700.00
11064	FAD	3,000,000.00	0.100	08/13/2015	04/02/2015	2,998,891.67	0.100	0.101	Fed Home Ln Mtg Corp Disc	2,999,700.00
11050	FAD	5,000,000.00	0.100	08/14/2015	03/25/2015	4,998,027.78	0.100	0.101	Fed Natl Mtg Assoc Disc	4,999,500.00
11051	FAD	3,500,000.00	0.110	08/17/2015	03/25/2015	3,498,449.31	0.110	0.111	Fed Natl Mtg Assoc Disc	3,499,615.00
11091	FAD	3,000,000.00	0.080	08/18/2015	04/14/2015	2,999,160.00	0.080	0.081	Federal Home Loan Discount	2,999,670.00
11083	FAD	3,000,000.00	0.080	08/19/2015	04/10/2015	2,999,126.67	0.080	0.081	Fed Home Ln Mtg Corp Disc	2,999,670.00
11084	FAD	3,000,000.00	0.080	08/20/2015	04/10/2015	2,999,120.00	0.080	0.081	Fed Home Ln Mtg Corp Disc	2,999,670.00
11085	FAD	3,000,000.00	0.080	08/21/2015	04/10/2015	2,999,113.33	0.080	0.081	Fed Home Ln Mtg Corp Disc	2,999,670.00
11086	FAD	3,000,000.00	0.080	08/24/2015	04/10/2015	2,999,093.33	0.080	0.081	Fed Home Ln Mtg Corp Disc	2,999,640.00
11047	FAD	3,500,000.00	0.115	08/25/2015	03/24/2015	3,498,278.19	0.115	0.116	Fed Home Ln Mtg Corp Disc	3,499,580.00
11048	FAD	3,500,000.00	0.000	08/26/2015	03/24/2015	3,498,267.01	0.115	0.116	Fed Home Ln Mtg Corp Disc	3,499,580.00

INVESTMENT #	TYPE	FACE VALUE	STATED RATE	MATURITY DATE	PURCHASE DATE	BOOK VALUE	YTM 360 DAYS	YTM 365 DAYS	DESCRIPTION	MARKET VALUE
11061	FAD	5,000,000.00	0.115	08/27/2015	04/01/2015	4,997,636.11	0.115	0.116	Fed Home Ln Mtg Corp Disc	4,999,400.00
11066	FAD	16,000,000.00	0.105	08/28/2015	04/06/2015	15,993,280.00	0.105	0.106	Fed Natl Mtg Assoc Disc	15,998,080.00
11092	FAD	3,000,000.00	0.000	08/31/2015	04/14/2015	2,999,189.17	0.070	0.070	Federal Home Loan Discount	2,999,610.00
11067	FAD	4,000,000.00	0.000	08/31/2015	04/06/2015	3,998,285.00	0.105	0.106	Fed Natl Mtg Assoc Disc	3,999,480.00
11078	FAD	3,000,000.00	0.000	09/01/2015	04/09/2015	2,999,154.17	0.070	0.070	Federal Home Loan Discount	2,999,550.00
11121	MC1	626,458.00	3.500	09/01/2015	05/13/2015	626,458.00	3.452	3.500	MARIN COUNTY	626,458.00
11080	FAD	3,000,000.00	0.090	09/02/2015	04/09/2015	2,998,905.00	0.090	0.091	Fed Natl Mtg Assoc Disc	2,999,520.00
11068	FAD	3,000,000.00	0.105	09/03/2015	04/07/2015	2,998,696.25	0.105	0.106	Fed Home Ln Mtg Corp Disc	2,999,520.00
11069	FAD	3,000,000.00	0.105	09/04/2015	04/07/2015	2,998,687.50	0.105	0.106	Fed Home Ln Mtg Corp Disc	2,999,520.00
11070	FAD	3,000,000.00	0.105	09/08/2015	04/07/2015	2,998,652.50	0.105	0.106	Fed Home Ln Mtg Corp Disc	2,999,490.00
11071	FAD	4,000,000.00	0.000	09/09/2015	04/07/2015	3,997,933.33	0.120	0.121	Fed Natl Mtg Assoc Disc	3,999,320.00
11081	FAD	4,000,000.00	0.090	09/10/2015	04/09/2015	3,998,460.00	0.090	0.091	Fed Natl Mtg Assoc Disc	3,999,320.00
11082	FAD	8,500,000.00	0.090	09/11/2015	04/09/2015	8,496,706.25	0.090	0.091	Fed Natl Mtg Assoc Disc	8,498,555.00
11079	FAD	4,000,000.00	0.070	09/14/2015	04/09/2015	3,998,771.11	0.070	0.070	Federal Home Loan Discount	3,999,280.00
11093	FAD	4,000,000.00	0.070	09/14/2015	04/14/2015	3,998,810.00	0.070	0.070	Federal Home Loan Discount	3,999,280.00
11087	FAD	3,000,000.00	0.080	09/15/2015	04/13/2015	2,998,966.67	0.080	0.081	Fed Natl Mtg Assoc Disc	2,999,460.00
11088	FAD	3,000,000.00	0.000	09/16/2015	04/13/2015	2,998,960.00	0.080	0.081	Fed Natl Mtg Assoc Disc	2,999,460.00
11072	FAD	4,000,000.00	0.135	09/17/2015	04/08/2015	3,997,570.00	0.135	0.136	Fed Home Ln Mtg Corp Disc	3,999,280.00
10333	FAC	5,000,000.00	0.420	09/18/2015	03/18/2013	5,000,000.00	0.414	0.420	Fed Home Ln Mtg Corp	5,004,000.00
11073	FAD	3,000,000.00	0.105	09/21/2015	04/08/2015	2,998,547.50	0.105	0.106	Fed Home Ln Mtg Corp Disc	2,999,430.00
11074	FAD	3,000,000.00	0.000	09/22/2015	04/08/2015	2,998,538.75	0.105	0.106	Fed Home Ln Mtg Corp Disc	2,999,430.00
11075	FAD	3,000,000.00	0.105	09/23/2015	04/08/2015	2,998,530.00	0.105	0.106	Fed Home Ln Mtg Corp Disc	2,999,430.00
11076	FAD	3,000,000.00	0.105	09/24/2015	04/08/2015	2,998,521.25	0.105	0.106	Fed Home Ln Mtg Corp Disc	2,999,430.00
11094	FAD	5,000,000.00	0.070	09/25/2015	04/14/2015	4,998,405.56	0.070	0.070	Federal Home Loan Discount	4,999,050.00
11095	FAD	5,000,000.00	0.070	09/28/2015	04/14/2015	4,998,376.39	0.070	0.070	Federal Home Loan Discount	4,999,000.00
11089	FAD	3,000,000.00	0.080	09/29/2015	04/13/2015	2,998,873.33	0.080	0.081	Fed Natl Mtg Assoc Disc	2,999,400.00
11090	FAD	22,000,000.00	0.000	09/30/2015	04/13/2015	21,985,975.00	0.135	0.136	Fed Natl Mtg Assoc Disc	21,995,600.00

INVESTMENT #	TYPE	FACE VALUE	STATED RATE	MATURITY DATE	PURCHASE DATE	BOOK VALUE	YTM 360 DAYS	YTM 365 DAYS	DESCRIPTION	MARKET VALUE
11097	FAD	4,000,000.00	0.070	10/01/2015	04/16/2015	3,998,693.33	0.070	0.070	Federal Home Loan Discount	3,998,840.00
11098	FAD	3,000,000.00	0.000	10/02/2015	04/16/2015	2,999,014.17	0.070	0.070	Federal Home Loan Discount	2,999,130.00
11099	FAD	3,000,000.00	0.070	10/05/2015	04/16/2015	2,998,996.67	0.070	0.070	Federal Home Loan Discount	2,999,100.00
11101	FAD	3,000,000.00	0.000	10/07/2015	04/17/2015	2,998,990.83	0.070	0.070	Federal Home Loan Discount	2,999,100.00
11102	FAD	6,000,000.00	0.070	10/09/2015	04/17/2015	5,997,958.33	0.070	0.070	Federal Home Loan Discount	5,998,140.00
11112	FAD	5,000,000.00	0.070	10/13/2015	04/29/2015	4,998,376.39	0.070	0.070	Federal Home Loan Discount	4,998,400.00
11100	FAD	4,500,000.00	0.000	10/14/2015	04/16/2015	4,496,945.63	0.135	0.136	Federal Home Loan Discount	4,498,560.00
11123	FAD	3,000,000.00	0.100	10/15/2015	05/15/2015	2,998,725.00	0.100	0.101	Fed Home Ln Mtg Corp Disc	2,999,040.00
11127	FAD	4,000,000.00	0.085	10/16/2015	05/22/2015	3,998,611.67	0.085	0.086	Federal Home Loan Discount	3,998,720.00
11103	FAD	5,000,000.00	0.135	10/20/2015	04/20/2015	4,996,568.75	0.137	0.139	Fed Home Ln Mtg Corp Disc	4,998,350.00
11122	FAD	4,500,000.00	0.110	10/22/2015	05/14/2015	4,497,786.25	0.110	0.111	Fed Home Ln Mtg Corp Disc	4,498,470.00
11109	FAD	5,000,000.00	0.133	10/23/2015	04/27/2015	4,996,693.47	0.133	0.134	Fed Home Ln Mtg Corp Disc	4,998,300.00
11111	FAD	5,000,000.00	0.095	10/26/2015	04/28/2015	4,997,611.81	0.095	0.096	Federal Home Loan Discount	4,998,250.00
11124	FAD	4,500,000.00	0.120	10/27/2015	05/18/2015	4,497,570.00	0.120	0.121	Fed Home Ln Mtg Corp Disc	4,498,425.00
11125	FAD	3,000,000.00	0.100	10/28/2015	05/20/2015	2,998,658.33	0.100	0.101	Fed Home Ln Mtg Corp Disc	2,998,950.00
11107	FAD	3,500,000.00	0.080	10/29/2015	04/24/2015	3,498,537.78	0.081	0.082	Federal Home Loan Discount	3,498,775.00
11115	FAD	4,000,000.00	0.130	10/30/2015	05/01/2015	3,997,371.11	0.130	0.131	Federal Home Loan Discount	3,998,560.00
11117	FAD	3,000,000.00	0.135	10/30/2015	05/06/2015	2,998,008.75	0.135	0.136	Federal Home Loan Discount	2,998,920.00
11116	FAD	5,000,000.00	0.124	10/30/2015	05/04/2015	4,996,917.22	0.124	0.125	Fed Home Ln Mtg Corp Disc	4,998,200.00
11118	FAD	5,000,000.00	0.125	10/30/2015	05/08/2015	4,996,961.81	0.125	0.126	Fed Home Ln Mtg Corp Disc	4,998,200.00
11119	FAD	4,000,000.00	0.125	10/30/2015	05/12/2015	3,997,625.00	0.125	0.126	Fed Home Ln Mtg Corp Disc	3,998,560.00
11106	FAD	8,000,000.00	0.115	11/06/2015	04/21/2015	7,994,914.44	0.116	0.118	Fed Home Ln Mtg Corp Disc	7,996,800.00
11129	FAD	5,000,000.00	0.085	11/09/2015	05/27/2015	4,998,040.28	0.085	0.086	Fed Natl Mtg Assoc Disc	4,998,000.00
11104	FAD	3,500,000.00	0.120	11/19/2015	04/20/2015	3,497,515.00	0.122	0.123	Fed Home Ln Mtg Corp Disc	3,498,495.00
11105	FAD	8,500,000.00	0.120	11/20/2015	04/20/2015	8,493,936.67	0.122	0.123	Fed Home Ln Mtg Corp Disc	8,496,345.00
11130	FAD	5,000,000.00	0.128	11/25/2015	05/27/2015	4,996,764.44	0.128	0.129	Fed Natl Mtg Assoc Disc	4,997,800.00
11132	FAD	4,000,000.00	0.128	11/25/2015	05/29/2015	3,997,440.00	0.128	0.129	Fed Natl Mtg Assoc Disc	3,998,240.00

INVESTMENT #	TYPE	FACE VALUE	STATED RATE	MATURITY DATE	PURCHASE DATE	BOOK VALUE	YTM 360 DAYS	YTM 365 DAYS	DESCRIPTION	MARKET VALUE
11126	FAD	8,000,000.00	0.120	12/04/2015	05/21/2015	7,994,746.67	0.122	0.124	Fed Home Ln Mtg Corp Disc	7,995,760.00
11077	FAD	34,000,000.00	0.000	12/15/2015	04/08/2015	33,966,812.22	0.142	0.144	Fed Home Ln Mtg Corp Disc	33,980,960.00
11114	FAD	17,500,000.00	0.000	12/15/2015	04/30/2015	17,485,528.47	0.132	0.134	Fed Home Ln Mtg Corp Disc	17,490,200.00
11096	FAD	15,000,000.00	0.000	12/15/2015	04/15/2015	14,983,733.33	0.162	0.165	Fed Natl Mtg Assoc Disc	14,991,600.00
11120	FAD	19,000,000.00	0.000	12/15/2015	05/13/2015	18,984,040.00	0.142	0.144	Fed Natl Mtg Assoc Disc	18,989,360.00
10445	FAC	5,000,000.00	0.570	06/20/2016	06/20/2013	5,000,000.00	0.562	0.570	Fed Home Ln Mtg Corp	4,997,900.00
10620	FAC	5,000,000.00	0.500	06/20/2016	12/20/2013	5,000,000.00	0.493	0.500	Fed Home Ln Mtg Corp	4,997,750.00
10799	FAC	5,000,000.00	0.570	09/30/2016	06/30/2014	4,998,000.00	0.579	0.587	Federal Home Loan Bank	5,001,950.00
10684	FAC	5,000,000.00	0.750	12/12/2016	03/12/2014	5,000,000.00	0.739	0.750	Fed Home Ln Mtg Corp	4,996,050.00
10789	FAC	5,000,000.00	0.700	12/12/2016	06/12/2014	5,000,000.00	0.690	0.700	Fed Home Ln Mtg Corp	5,000,750.00
10605	FAC	5,000,000.00	0.750	12/13/2016	12/13/2013	5,000,000.00	0.739	0.750	Fed Home Ln Mtg Corp	4,997,350.00
10965	FAC	5,000,000.00	0.750	12/16/2016	12/16/2014	5,000,000.00	0.739	0.750	Federal Home Loan Bank	5,001,050.00
10610	FAC	5,000,000.00	0.750	12/16/2016	12/16/2013	5,000,000.00	0.739	0.750	Fed Home Ln Mtg Corp	4,988,550.00
10690	FAC	5,000,000.00	0.650	12/19/2016	03/19/2014	4,998,500.00	0.652	0.661	Federal Home Loan Bank	5,011,050.00
10617	FAC	5,000,000.00	0.500	12/19/2016	12/19/2013	5,000,000.00	0.795	0.806	Fed Home Ln Mtg Corp	5,000,850.00
10256	MC1	178,000.00	3.560	12/19/2016	12/19/2012	178,000.00	3.511	3.560	Town of Ross	178,000.00
10626	FAC	5,000,000.00	0.800	12/27/2016	12/27/2013	5,000,000.00	0.789	0.800	Fed Home Ln Mtg Corp	4,919,750.00
10579	FAC	5,000,000.00	0.875	03/27/2017	11/27/2013	5,000,000.00	0.863	0.875	Fed Natl Mtg Assoc	5,002,650.00
10999	FAC	5,000,000.00	1.000	04/26/2017	01/26/2015	5,000,000.00	0.986	1.000	Fed Home Ln Mtg Corp	5,005,100.00
11110	FAC	5,000,000.00	0.800	04/28/2017	04/28/2015	5,000,000.00	0.789	0.800	Fed Home Ln Mtg Corp	4,992,900.00
11128	FAC	5,000,000.00	0.800	05/26/2017	05/26/2015	5,000,000.00	0.789	0.800	Fed Home Ln Mtg Corp	4,997,450.00
11034	FAC	5,000,000.00	1.000	06/16/2017	03/16/2015	5,000,000.00	0.986	1.000	Federal Home Loan Bank	5,001,500.00
10980	FAC	5,000,000.00	0.900	06/29/2017	12/29/2014	5,000,000.00	0.887	0.900	Fed Home Ln Mtg Corp	5,003,300.00
11028	FAC	5,000,000.00	1.000	06/30/2017	03/30/2015	5,000,000.00	0.986	1.000	Fed Home Ln Mtg Corp	5,003,300.00
10806	FAC	5,000,000.00	1.000	07/17/2017	07/17/2014	5,000,000.00	0.986	1.000	Fed Agric Mrg Corp (FarmerMac)	5,005,850.00
11131	FAC	4,000,000.00	0.970	08/28/2017	05/28/2015	4,000,000.00	0.956	0.970	Federal Home Loan Bank	4,001,600.00
10838	FAC	5,000,000.00	1.125	09/15/2017	09/15/2014	4,995,000.00	1.143	1.159	Fed Home Ln Mtg Corp	5,002,050.00

INVESTMENT #	TYPE	FACE VALUE	STATED RATE	MATURITY DATE	PURCHASE DATE	BOOK VALUE	YTM 360 DAYS	YTM 365 DAYS	DESCRIPTION	MARKET VALUE
10839	FAC	5,000,000.00	1.200	09/18/2017	09/18/2014	5,000,000.00	1.183	1.200	Fed Home Ln Mtg Corp	5,002,350.00
10974	FAC	5,000,000.00	1.000	09/22/2017	12/22/2014	5,000,000.00	0.986	1.000	Federal Home Loan Bank	5,011,600.00
11052	FAC	5,000,000.00	0.500	09/26/2017	03/26/2015	5,000,000.00	1.421	1.441	Fed Home Ln Mtg Corp	5,000,950.00
11113	FAC	5,000,000.00	1.000	10/30/2017	04/30/2015	5,000,000.00	0.986	1.000	Federal Home Loan Bank	4,989,300.00
10902	FAC	5,000,000.00	1.125	11/10/2017	11/10/2014	5,000,000.00	1.109	1.125	Fed Home Ln Mtg Corp	4,989,800.00
10914	FAC	5,000,000.00	1.100	11/17/2017	11/17/2014	5,000,000.00	1.084	1.100	Fed Home Ln Mtg Corp	5,008,650.00
11022	FAC	5,000,000.00	1.000	11/27/2017	02/27/2015	5,000,000.00	0.986	1.000	Fed Home Ln Mtg Corp	5,003,850.00
10937	FAC	5,000,000.00	1.250	12/05/2017	12/05/2014	5,000,000.00	1.232	1.250	Fed Home Ln Mtg Corp	5,000,500.00
10954	FAC	5,000,000.00	1.300	12/12/2017	12/12/2014	5,000,000.00	1.282	1.300	Fed Home Ln Mtg Corp	4,999,500.00
10956	FAC	5,000,000.00	1.200	12/15/2017	12/15/2014	5,000,000.00	1.183	1.200	Fed Home Ln Mtg Corp	5,015,200.00
10971	FAC	5,000,000.00	1.300	12/18/2017	12/18/2014	5,000,000.00	1.282	1.300	Federal Home Loan Bank	5,002,350.00
10257	MC1	172,777.00	3.648	12/19/2017	12/19/2012	172,777.00	3.598	3.648	Town of Ross	172,777.00
10983	FAC	5,000,000.00	0.625	12/29/2017	12/29/2014	4,991,000.00	1.328	1.346	Federal Home Loan Bank	5,009,450.00
11016	FAC	5,000,000.00	1.250	02/20/2018	02/20/2015	5,000,000.00	1.232	1.250	Fed Home Ln Mtg Corp	4,996,450.00
11026	FAC	5,000,000.00	1.375	03/05/2018	03/05/2015	5,000,000.00	1.356	1.375	Federal Home Loan Bank	5,000,600.00
11035	FAC	5,000,000.00	1.450	03/16/2018	03/16/2015	5,000,000.00	1.430	1.450	Fed Home Ln Mtg Corp	5,002,250.00
11108	FAC	5,000,000.00	1.170	04/27/2018	04/27/2015	5,000,000.00	1.153	1.170	Fed Home Ln Mtg Corp	4,982,700.00
10800	RRP	235,675.00	3.500	07/01/2019	07/01/2014	235,675.00	3.452	3.500	MARIN COUNTY	235,675.00

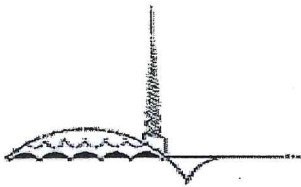


---

882,355,742.19	882,037,578.75	882,171,287.19
AMORTIZATION & ACCRETION OF PREMIUMS & DISCOUNTS	508.42	ACCRUED INTEREST DISCOUNT INVESTMENTS
882,355,742.19	882,038,087.17	882,171,287.19

---

---



TREASURER DIVISION - DEPARTMENT OF FINANCE  
 PORTFOLIO SUMMARY REPORT - OPERATING FUNDS  
 COUNTY OF MARIN, SCHOOLS & SPECIAL DISTRICTS  
 May 31, 2015

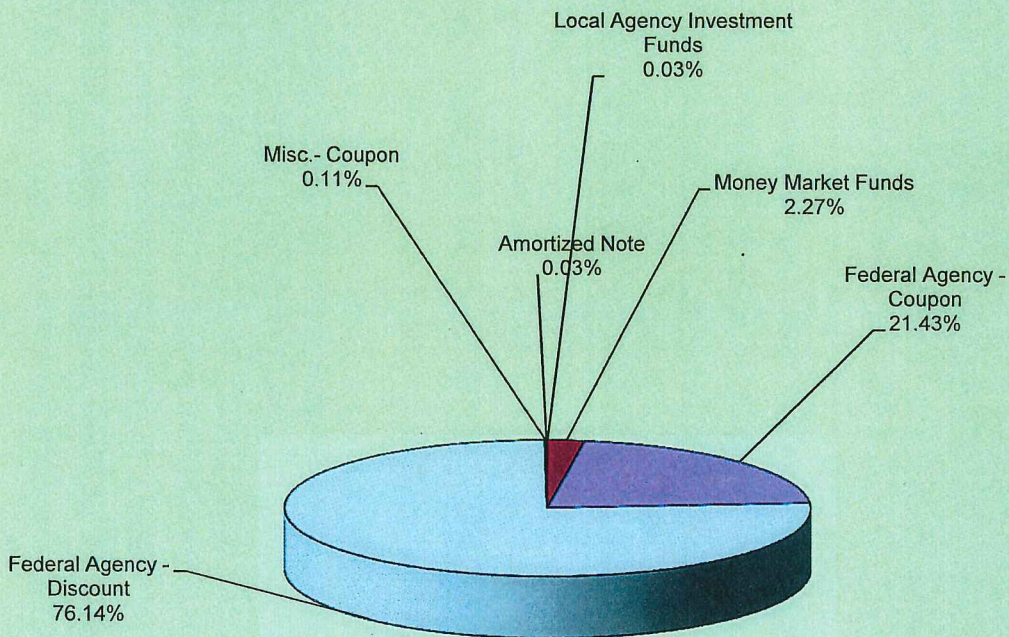
DESCRIPTION	ENDING BALANCE May 31, 2015	AVERAGE BALANCE May 31, 2015	WEIGHTED AVERAGE DAYS TO MATURITY	ANNUALIZED YIELD May 31, 2015	YIELD May 31, 2015
LOCAL AGENCY INVESTMENT FUNDS	\$236,824.67	\$236,824.67	1	0.290	0.290
MONEY MARKET FUNDS	\$20,006,007.52	\$20,006,007.52	1	0.010	0.010
FEDERAL AGENCY ISSUES - COUPON	\$188,982,500.00	\$195,179,734.18	742	0.915	0.975
FEDERAL AGENCY ISSUES - DISCOUNT	\$671,599,336.56	\$695,310,587.03	94	0.097	0.097
TREASURY SECURITIES - COUPON					
TREASURY SECURITIES - DISCOUNT					
MISC SECURITIES - COUPON	\$977,235.00	\$734,735.13	327	3.549	3.537
AMORTIZED NOTE	\$235,675.00	\$235,675.00	1,491	3.502	3.500
<b>TOTALS &amp; AVERAGES</b>	<b>\$882,037,578.75</b>	<b>\$911,703,563.53</b>	<b>232</b>	<b>0.274%</b>	<b>0.288%</b>

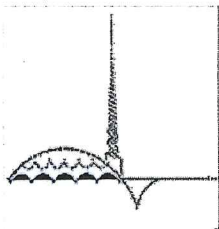
The Local Agency Investment Funds is an open ended account and is not included in the total weighted days to maturity.

**Treasurer Division - Department of Finance  
 Portfolio Yield Report - Operating Funds  
 County of Marin, Schools & Special Districts  
 May 31, 2015**

INVESTMENT HOLDINGS	BOOK VALUE	5/31/15
Local Agency Investment Funds	\$236,824.67	0.290%
Money Market Funds	\$20,006,007.52	0.010%
Federal Agency - Coupon	\$188,982,500.00	0.975%
Federal Agency - Discount	\$671,599,336.56	0.097%
Misc.- Coupon	\$977,235.00	3.537%
Amortized Note	\$235,675.00	3.500%
<b>TOTAL</b>	<b>\$882,037,578.75</b>	<b>0.288%</b>

PORTFOLIO ALLOCATION





TREASURER DIVISION - DEPARTMENT OF FINANCE

REPORT OF INVESTMENTS - NON-OPERATING FUNDS

CHILDREN & FAMILIES COMMISSION

May 31, 2015

Page 1

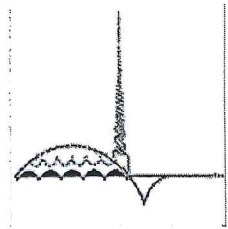
INVESTMENT #	TYPE	FACE VALUE	MATURITY DATE	PURCHASE DATE	BOOK VALUE	YTM 360 DAYS	YTM 365 DAYS	DESCRIPTION	MARKET VALUE
101	LA2	98,365.98	//	//	98,365.98	0.286	0.290	LOCAL AGENCY INVESTMENT FUND	98,365.98
		98,365.98			98,365.98				98,365.98

TREASURER DIVISION - DEPARTMENT OF FINANCE

REPORT OF INVESTMENTS - NON-OPERATING FUNDS

SAN RAFAEL SCHOOLS

May 31, 2015



Page 1

INVESTMENT #	TYPE	FACE VALUE	MATURITY DATE	PURCHASE DATE	BOOK VALUE	YTM 360 DAYS	YTM 365 DAYS	DESCRIPTION	MARKET VALUE
687	LA1	0.00	//	//	0.00	5.181	5.253	LOCAL AGENCY INVESTMENT FUND	0.00
746	LA1	426,089.03	//	//	426,089.03	0.286	0.290	LOCAL AGENCY INVESTMENT FUND	426,089.03
		<b>426,089.03</b>			<b>426,089.03</b>				<b>426,089.03</b>
AMORTIZATION & ACCRETION OF PREMIUMS & DISCOUNTS					-0-				
		<b>426,089.03</b>			<b>426,089.03</b>				<b>426,089.03</b>