

DIVISION OF THE DEPARTMENT OF FINANCE
TREASURER

Excellent and responsive fiscal leadership.

Roy Given, CPA
DIRECTOR

Karen Shaw
INVESTMENT OFFICER

Marin County Civic Center
3501 Civic Center Drive
Suite 209
PO Box 4220
San Rafael, CA 94913-4220
415 473 6143 T
415 473 3741 F
CRS Dial 711
www.marincounty.org/treas

May 20, 2014

Kathrin Sears, President
Board of Supervisors
County of Marin
3501 Civic Center Dr. #329
San Rafael, CA 94903

Mary Jane Burke
Superintendent of Schools
Marin County Office of Education
P. O. Box 4925
San Rafael, CA 94913

Marin County Schools,
Special Districts, and
MCERA

RE: MONTHLY REPORT OF COUNTY, SCHOOLS AND DISTRICT INVESTMENTS
as of April 30, 2014.

Dear Investment Fund Participants:

The attached Monthly Report of County, Schools and District investments is provided for your review.

* The investments were made pursuant to Government Code Sections 53601, 53635 and comply with the County Treasurer's Statement of Investment Policy. The investment policy provides for:

- Preservation of capital through high quality investments;
- Maintenance of sufficient liquidity to meet participant operating needs; and
- A rate of return consistent with the above objectives.


* Maturities are scheduled to meet participant expenditure requirements for the next six months.

* Attached spreadsheets identify investment type, issuer, maturity date, amount invested and fair market value for each security held. Fair market values were determined by Wells Fargo Institutional Trust Services on all securities except for investments in the Local Agency Investment Fund which was valued at face value by us. Adjustments have been made for premiums, discounts and accrued interest on discount securities to make the book value and fair market value more comparable.

I trust you find this report informative. Should you have any questions do not hesitate to call me.

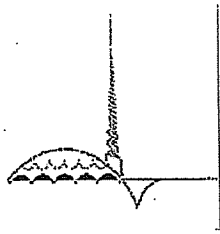
Respectfully submitted,

Roy Given
Director of Finance



cc: Matthew Hymel, County Administrator
Marin County Treasury Oversight Committee

C.A. 4a



TREASURER DIVISION - DEPARTMENT OF FINANCE
REPORT OF INVESTMENTS - OPERATING FUNDS
COUNTY OF MARIN, SCHOOLS & SPECIAL DISTRICTS

April 30, 2014

Page 1

INVESTMENT #	TYPE	FACE VALUE	STATED RATE	MATURITY DATE	PURCHASE DATE	BOOK VALUE	YTM 360 DAYS	YTM 365 DAYS	DESCRIPTION	MARKET VALUE
142	LA1	236,247.01	2.967	//	//	236,247.01	0.229	0.233	Local Agency Investment Fund	236,247.01
3490	LA2	0.00	5.170	//	//	0.00	0.000	0.001	MM-DREYFUS	0.00
9149	LA2	10,003,007.50	0.040	//	//	10,003,007.50	0.009	0.010	MM-FIDELITY Institutional Gov	10,003,007.50
4366	LA2	0.00	4.930	//	//	0.00	0.009	0.010	NATIONS Treasury Reserves	0.00
2246	LA2	10,000,863.25	4.760	//	//	10,000,863.25	0.009	0.010	MM-WELLS FARGO Institutional G	10,000,863.25
10577	FAD	1,900,000.00	0.090	05/01/2014	11/26/2013	1,899,259.00	0.090	0.091	Fed Natl Mtg Assoc Disc	1,900,000.00
10703	FAD	9,523,000.00	0.050	05/02/2014	03/26/2014	9,522,510.62	0.050	0.050	Federal Home Loan Discount	9,523,000.00
10616	FAD	5,810,000.00	0.110	05/02/2014	12/17/2013	5,807,585.62	0.110	0.111	Fed Home Ln Mtg Corp Disc	5,810,000.00
10608	FAD	4,000,000.00	0.115	05/05/2014	12/13/2013	3,998,172.78	0.115	0.116	Fed Home Ln Mtg Corp Disc	4,000,000.00
10609	FAD	4,000,000.00	0.115	05/06/2014	12/13/2013	3,998,160.00	0.115	0.116	Fed Home Ln Mtg Corp Disc	4,000,000.00
10621	FAD	3,500,000.00	0.090	05/08/2014	12/24/2013	3,498,818.75	0.090	0.091	Federal Home Loan Discount	3,499,965.00
10600	FAD	10,000,000.00	0.080	05/09/2014	12/11/2013	9,996,688.89	0.080	0.081	Federal Home Loan Discount	9,999,900.00
10726	FAD	4,800,000.00	0.045	05/09/2014	04/09/2014	4,799,820.00	0.045	0.045	Federal Home Loan Discount	4,799,952.00
10622	FAD	3,500,000.00	0.090	05/13/2014	12/24/2013	3,498,775.00	0.090	0.091	Federal Home Loan Discount	3,499,965.00
10599	FAD	4,000,000.00	0.110	05/14/2014	12/11/2013	3,998,117.78	0.110	0.111	Federal Home Loan Discount	3,999,960.00
10629	FAD	5,000,000.00	0.080	05/15/2014	12/27/2013	4,998,455.55	0.080	0.081	Federal Home Loan Discount	4,999,950.00
10607	FAD	3,000,000.00	0.110	05/16/2014	12/13/2013	2,998,588.33	0.110	0.111	Fed Home Ln Mtg Corp Disc	2,999,970.00
10601	FAD	15,000,000.00	0.100	05/19/2014	12/11/2013	14,993,375.00	0.100	0.101	Federal Home Loan Discount	14,999,700.00
10749	FAD	4,000,000.00	0.030	05/19/2014	04/23/2014	3,999,913.33	0.030	0.030	Federal Home Loan Discount	3,999,920.00
10623	FAD	6,000,000.00	0.095	05/20/2014	12/26/2013	5,997,704.17	0.095	0.096	Federal Home Loan Discount	5,999,880.00
10624	FAD	5,000,000.00	0.000	05/21/2014	12/27/2013	4,997,986.11	0.100	0.101	Federal Home Loan Discount	4,999,900.00
10750	FAD	3,200,000.00	0.040	05/21/2014	04/23/2014	3,199,900.44	0.040	0.040	Federal Home Loan Discount	3,199,936.00

INVESTMENT #	TYPE	FACE VALUE	STATED RATE	MATURITY DATE	PURCHASE DATE	BOOK VALUE	YTM 360 DAYS	YTM 365 DAYS	DESCRIPTION	MARKET VALUE
10597	FAD	8,500,000.00	0.100	05/23/2014	12/10/2013	8,496,127.78	0.100	0.101	Fed Natl Mtg Assoc Disc	8,499,830.00
10603	FAD	8,850,000.00	0.120	05/27/2014	12/12/2013	8,845,103.00	0.120	0.121	Fed Home Ln Mtg Corp Disc	8,849,823.00
10611	FAD	5,000,000.00	0.110	05/28/2014	12/16/2013	4,997,509.72	0.110	0.111	Federal Home Loan Discount	4,999,900.00
10612	FAD	5,000,000.00	0.090	05/29/2014	12/16/2013	4,997,950.00	0.090	0.091	Fed Natl Mtg Assoc Disc	4,999,900.00
10604	FAD	20,000,000.00	0.080	05/30/2014	12/12/2013	19,992,488.89	0.080	0.081	Federal Home Loan Discount	19,999,600.00
10613	FAD	5,000,000.00	0.090	05/30/2014	12/16/2013	4,997,937.50	0.090	0.091	Fed Natl Mtg Assoc Disc	4,999,900.00
10631	FAD	4,000,000.00	0.090	06/02/2014	12/30/2013	3,998,460.00	0.090	0.091	Federal Home Loan Discount	3,999,880.00
10632	FAD	4,600,000.00	0.090	06/03/2014	12/30/2013	4,598,217.50	0.090	0.091	Federal Home Loan Discount	4,599,954.00
10628	FAD	5,000,000.00	0.120	06/04/2014	12/27/2013	4,997,350.00	0.120	0.121	Fed Home Ln Mtg Corp Disc	4,999,850.00
10635	FAD	3,000,000.00	0.060	06/05/2014	01/02/2014	2,999,230.00	0.060	0.060	Federal Home Loan Discount	2,999,910.00
10591	FAD	5,000,000.00	0.130	06/06/2014	12/06/2013	4,996,713.89	0.130	0.131	Federal Home Loan Discount	4,999,850.00
10641	FAD	5,000,000.00	0.060	06/09/2014	01/07/2014	4,998,725.00	0.060	0.060	Federal Home Loan Discount	4,999,850.00
10636	FAD	3,400,000.00	0.080	06/10/2014	01/03/2014	3,398,806.22	0.080	0.081	Fed Home Ln Mtg Corp Disc	3,399,898.00
10637	FAD	4,000,000.00	0.080	06/11/2014	01/03/2014	3,998,586.67	0.080	0.081	Fed Home Ln Mtg Corp Disc	3,999,880.00
10638	FAD	4,000,000.00	0.080	06/12/2014	01/03/2014	3,998,577.78	0.080	0.081	Fed Home Ln Mtg Corp Disc	3,999,840.00
10642	FAD	10,200,000.00	0.090	06/13/2014	01/08/2014	10,196,022.00	0.090	0.091	Federal Home Loan Discount	10,199,592.00
10644	FAD	8,283,000.00	0.060	06/17/2014	01/09/2014	8,280,805.01	0.060	0.060	Federal Home Loan Discount	8,282,668.68
10645	FAD	4,300,000.00	0.050	06/17/2014	01/10/2014	4,299,056.39	0.050	0.050	Federal Home Loan Discount	4,299,828.00
10627	FAD	5,000,000.00	0.115	06/18/2014	12/27/2013	4,997,236.81	0.115	0.116	Federal Home Loan Discount	4,999,800.00
10650	FAD	7,200,000.00	0.065	06/20/2014	01/24/2014	7,198,089.00	0.065	0.065	Federal Home Loan Discount	7,199,712.00
10614	FAD	7,000,000.00	0.105	06/23/2014	12/16/2013	6,996,141.25	0.106	0.107	Federal Home Loan Discount	6,999,720.00
10618	FAD	3,500,000.00	0.105	06/24/2014	12/19/2013	3,498,091.04	0.106	0.107	Federal Home Loan Discount	3,499,825.00
10619	FAD	3,500,000.00	0.000	06/25/2014	12/19/2013	3,498,080.83	0.106	0.107	Federal Home Loan Discount	3,499,825.00
10592	FAD	20,000,000.00	0.100	06/26/2014	12/06/2013	19,988,777.78	0.101	0.102	Fed Natl Mtg Assoc Disc	19,999,000.00
10593	FAD	9,100,000.00	0.100	06/27/2014	12/06/2013	9,094,868.61	0.101	0.102	Fed Natl Mtg Assoc Disc	9,099,545.00
10662	FAD	4,000,000.00	0.100	06/30/2014	02/10/2014	3,998,444.44	0.100	0.101	Fed Natl Mtg Assoc Disc	3,999,800.00
10670	FAD	3,250,000.00	0.040	07/01/2014	02/19/2014	3,249,523.33	0.040	0.040	Federal Home Loan Discount	3,249,772.50

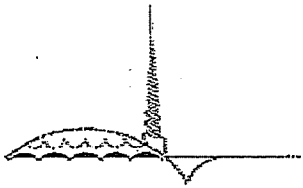
INVESTMENT #	TYPE	FACE VALUE	STATED RATE	MATURITY DATE	PURCHASE DATE	BOOK VALUE	YTM 360 DAYS	YTM 365 DAYS	DESCRIPTION	MARKET VALUE
10633	FAD	3,500,000.00	0.117	07/02/2014	12/31/2013	3,497,918.38	0.117	0.119	Fed Natl Mtg Assoc Disc	3,499,755.00
10680	FAD	3,800,000.00	0.040	07/03/2014	03/05/2014	3,799,493.33	0.040	0.040	Federal Home Loan Discount	3,799,734.00
10679	FAD	4,000,000.00	0.040	07/03/2014	03/04/2014	3,999,462.22	0.040	0.040	Fed Natl Mtg Assoc Disc	3,999,720.00
10654	FAD	2,500,000.00	0.080	07/08/2014	01/28/2014	2,499,105.56	0.080	0.081	Fed Home Ln Mtg Corp Disc	2,499,800.00
10663	FAD	3,300,000.00	0.100	07/09/2014	02/12/2014	3,298,652.50	0.100	0.101	Federal Home Loan Discount	3,299,736.00
10664	FAD	4,300,000.00	0.070	07/09/2014	02/12/2014	4,298,770.92	0.070	0.070	Fed Natl Mtg Assoc Disc	4,299,656.00
10672	FAD	3,300,000.00	0.050	07/10/2014	02/20/2014	3,299,358.33	0.050	0.050	Fed Natl Mtg Assoc Disc	3,299,736.00
10648	FAD	5,525,000.00	0.085	07/11/2014	01/15/2014	5,522,691.01	0.085	0.086	Federal Home Loan Discount	5,524,558.00
10651	FAD	5,000,000.00	0.000	07/14/2014	01/27/2014	4,998,133.33	0.080	0.081	Fed Home Ln Mtg Corp Disc	4,999,600.00
10669	FAD	4,800,000.00	0.050	07/15/2014	02/18/2014	4,799,020.00	0.050	0.050	Fed Natl Mtg Assoc Disc	4,799,616.00
10652	FAD	3,200,000.00	0.000	07/16/2014	01/27/2014	3,198,715.56	0.085	0.086	Federal Home Loan Discount	3,199,744.00
10667	FAD	5,000,000.00	0.090	07/17/2014	02/14/2014	4,998,087.50	0.090	0.091	Federal Home Loan Discount	4,999,550.00
10673	FAD	5,500,000.00	0.085	07/18/2014	02/24/2014	5,498,130.00	0.085	0.086	Federal Home Loan Discount	5,499,505.00
10678	FAD	2,800,000.00	0.075	07/18/2014	03/03/2014	2,799,200.83	0.075	0.076	Federal Home Loan Discount	2,799,748.00
10682	FAD	6,000,000.00	0.055	07/21/2014	03/10/2014	5,998,780.83	0.055	0.055	Federal Home Loan Discount	5,999,460.00
10671	FAD	2,500,000.00	0.050	07/22/2014	02/19/2014	2,499,468.75	0.050	0.050	Fed Natl Mtg Assoc Disc	2,499,775.00
10661	FAD	3,000,000.00	0.000	07/23/2014	02/07/2014	2,998,478.33	0.110	0.111	Federal Home Loan Discount	2,999,730.00
10674	FAD	3,200,000.00	0.084	07/23/2014	02/25/2014	3,198,881.79	0.085	0.086	Federal Home Loan Discount	3,199,712.00
10634	FAD	3,300,000.00	0.080	07/25/2014	12/31/2013	3,298,489.33	0.080	0.081	Federal Home Loan Discount	3,299,703.00
10681	FAD	3,000,000.00	0.000	07/29/2014	03/06/2014	2,999,033.33	0.080	0.081	Federal Home Loan Discount	2,999,700.00
10677	FAD	3,400,000.00	0.040	07/29/2014	02/27/2014	3,399,425.78	0.040	0.040	Fed Natl Mtg Assoc Disc	3,399,660.00
10656	FAD	8,000,000.00	0.000	07/30/2014	01/29/2014	7,995,955.56	0.100	0.101	Federal Home Loan Discount	7,999,200.00
10659	FAD	13,900,000.00	0.000	07/30/2014	01/30/2014	13,893,011.39	0.100	0.101	Federal Home Loan Discount	13,898,610.00
10666	FAD	3,770,000.00	0.110	07/30/2014	02/13/2014	3,768,076.25	0.110	0.111	Federal Home Loan Discount	3,769,623.00
10668	FAD	12,000,000.00	0.100	07/30/2014	02/18/2014	11,994,600.00	0.100	0.101	Federal Home Loan Discount	11,998,800.00
10683	FAD	6,000,000.00	0.000	07/31/2014	03/11/2014	5,998,698.33	0.055	0.055	Federal Home Loan Discount	5,999,400.00
10686	FAD	3,000,000.00	0.060	07/31/2014	03/14/2014	2,999,305.00	0.060	0.060	Federal Home Loan Discount	2,999,700.00

INVESTMENT #	TYPE	FACE VALUE	STATED RATE	MATURITY DATE	PURCHASE DATE	BOOK VALUE	YTM 360 DAYS	YTM 365 DAYS	DESCRIPTION	MARKET VALUE
10688	FAD	8,000,000.00	0.055	08/01/2014	03/18/2014	7,998,337.78	0.055	0.055	Federal Home Loan Discount	7,999,200.00
10689	FAD	5,000,000.00	0.055	08/04/2014	03/18/2014	4,998,938.19	0.055	0.055	Federal Home Loan Discount	4,999,450.00
10693	FAD	3,000,000.00	0.060	08/05/2014	03/20/2014	2,999,310.00	0.060	0.060	Fed Natl Mtg Assoc Disc	2,999,670.00
10694	FAD	3,500,000.00	0.060	08/06/2014	03/20/2014	3,499,189.17	0.060	0.060	Fed Natl Mtg Assoc Disc	3,499,615.00
10695	FAD	5,000,000.00	0.060	08/07/2014	03/21/2014	4,998,841.67	0.060	0.060	Fed Natl Mtg Assoc Disc	4,999,400.00
10697	FAD	3,600,000.00	0.060	08/08/2014	03/24/2014	3,599,178.00	0.060	0.060	Fed Natl Mtg Assoc Disc	3,599,604.00
10701	FAD	4,000,000.00	0.060	08/11/2014	03/26/2014	3,999,080.00	0.060	0.060	Fed Natl Mtg Assoc Disc	3,999,560.00
10702	FAD	4,000,000.00	0.060	08/12/2014	03/26/2014	3,999,073.33	0.060	0.060	Fed Natl Mtg Assoc Disc	3,999,560.00
10717	FAD	3,000,000.00	0.020	08/13/2014	04/04/2014	2,999,781.67	0.020	0.020	Fed Natl Mtg Assoc Disc	2,999,640.00
10718	FAD	3,000,000.00	0.020	08/14/2014	04/04/2014	2,999,780.00	0.020	0.020	Fed Natl Mtg Assoc Disc	2,999,640.00
10691	FAD	11,000,000.00	0.060	08/15/2014	03/19/2014	10,997,268.33	0.060	0.060	Fed Natl Mtg Assoc Disc	10,998,680.00
10696	FAD	4,400,000.00	0.080	08/18/2014	03/24/2014	4,398,562.67	0.080	0.081	Fed Home Ln Mtg Corp Disc	4,399,472.00
10699	FAD	4,000,000.00	0.060	08/19/2014	03/25/2014	3,999,020.00	0.060	0.060	Fed Natl Mtg Assoc Disc	3,999,520.00
10711	FAD	2,200,000.00	0.050	08/20/2014	04/01/2014	2,199,569.17	0.050	0.050	Fed Natl Mtg Assoc Disc	2,199,736.00
10698	FAD	5,000,000.00	0.070	08/21/2014	03/25/2014	4,998,551.39	0.070	0.070	Fed Home Ln Mtg Corp Disc	4,999,400.00
10700	FAD	4,000,000.00	0.060	08/22/2014	03/25/2014	3,999,000.00	0.060	0.060	Fed Natl Mtg Assoc Disc	3,999,480.00
10722	FAD	4,000,000.00	0.030	08/25/2014	04/08/2014	3,999,536.67	0.030	0.030	Fed Natl Mtg Assoc Disc	3,999,480.00
10715	FAD	5,000,000.00	0.075	08/27/2014	04/03/2014	4,998,479.17	0.075	0.076	Federal Home Loan Discount	4,999,350.00
10707	FAD	3,900,000.00	0.060	08/28/2014	03/27/2014	3,898,999.00	0.060	0.060	Fed Natl Mtg Assoc Disc	3,899,493.00
10685	FAD	10,700,000.00	0.090	08/29/2014	03/13/2014	10,695,479.25	0.090	0.091	Federal Home Loan Discount	10,698,609.00
10706	FAD	6,000,000.00	0.060	08/29/2014	03/27/2014	5,998,450.00	0.060	0.060	Fed Natl Mtg Assoc Disc	5,999,220.00
10737	FAD	5,000,000.00	0.060	09/02/2014	04/11/2014	4,998,800.00	0.060	0.060	Fed Natl Mtg Assoc Disc	4,999,150.00
10716	FAD	4,500,000.00	0.045	09/03/2014	04/03/2014	4,499,139.38	0.045	0.045	Federal Home Loan Discount	4,499,235.00
10731	FAD	4,800,000.00	0.065	09/04/2014	04/10/2014	4,798,726.00	0.065	0.065	Fed Home Ln Mtg Corp Disc	4,799,136.00
10736	FAD	5,000,000.00	0.060	09/05/2014	04/11/2014	4,998,775.00	0.060	0.060	Fed Natl Mtg Assoc Disc	4,999,100.00
10735	FAD	5,000,000.00	0.060	09/08/2014	04/11/2014	4,998,750.00	0.060	0.060	Fed Natl Mtg Assoc Disc	4,999,100.00
10733	FAD	4,000,000.00	0.050	09/09/2014	04/10/2014	3,999,155.56	0.050	0.050	Fed Home Ln Mtg Corp Disc	3,999,280.00

INVESTMENT #	TYPE	FACE VALUE	STATED RATE	MATURITY DATE	PURCHASE DATE	BOOK VALUE	YTM 360 DAYS	YTM 365 DAYS	DESCRIPTION	MARKET VALUE
10713	FAD	4,000,000.00	0.085	09/10/2014	04/02/2014	3,998,479.44	0.085	0.086	Federal Home Loan Discount	3,999,280.00
10728	FAD	5,000,000.00	0.050	09/11/2014	04/09/2014	4,998,923.61	0.050	0.050	Fed Home Ln Mtg Corp Disc	4,999,050.00
10744	FAD	3,000,000.00	0.040	09/12/2014	04/16/2014	2,999,503.33	0.040	0.040	Federal Home Loan Discount	2,999,430.00
10729	FAD	5,000,000.00	0.050	09/12/2014	04/09/2014	4,998,916.67	0.050	0.050	Fed Home Ln Mtg Corp Disc	4,999,050.00
10719	FAD	6,200,000.00	0.045	09/15/2014	04/04/2014	6,198,729.00	0.045	0.045	Federal Home Loan Discount	6,198,822.00
10724	FAD	4,500,000.00	0.070	09/16/2014	04/08/2014	4,498,591.25	0.070	0.070	Fed Home Ln Mtg Corp Disc	4,499,145.00
10727	FAD	5,000,000.00	0.065	09/17/2014	04/09/2014	4,998,546.53	0.065	0.065	Fed Home Ln Mtg Corp Disc	4,999,050.00
10732	FAD	4,000,000.00	0.000	09/18/2014	04/10/2014	3,999,105.56	0.050	0.050	Fed Home Ln Mtg Corp Disc	3,999,240.00
10723	FAD	5,000,000.00	0.000	09/19/2014	04/08/2014	4,998,405.56	0.070	0.070	Federal Home Loan Discount	4,999,000.00
10738	FAD	4,000,000.00	0.065	09/22/2014	04/15/2014	3,998,844.44	0.065	0.065	Fed Natl Mtg Assoc Disc	3,999,200.00
10739	FAD	3,500,000.00	0.065	09/23/2014	04/15/2014	3,498,982.57	0.065	0.065	Fed Natl Mtg Assoc Disc	3,499,300.00
10708	FAD	5,000,000.00	0.080	09/24/2014	03/28/2014	4,998,000.00	0.080	0.081	Fed Natl Mtg Assoc Disc	4,999,000.00
10747	FAD	3,200,000.00	0.055	09/25/2014	04/21/2014	3,199,232.44	0.055	0.055	Fed Natl Mtg Assoc Disc	3,199,360.00
10709	FAD	4,000,000.00	0.085	09/26/2014	03/28/2014	3,998,281.11	0.085	0.086	Federal Home Loan Discount	3,999,160.00
10746	FAD	7,500,000.00	0.050	09/29/2014	04/17/2014	7,498,281.25	0.050	0.050	Federal Home Loan Discount	7,498,425.00
10720	FAD	7,000,000.00	0.050	09/30/2014	04/07/2014	6,998,288.89	0.050	0.050	Federal Home Loan Discount	6,998,530.00
10743	FAD	10,000,000.00	0.040	09/30/2014	04/16/2014	9,998,144.44	0.040	0.040	Federal Home Loan Discount	9,997,900.00
10714	FAD	5,000,000.00	0.075	10/01/2014	04/02/2014	4,998,104.17	0.075	0.076	Fed Natl Mtg Assoc Disc	4,998,950.00
10734	FAD	4,000,000.00	0.070	10/06/2014	04/10/2014	3,998,607.78	0.070	0.070	Fed Home Ln Mtg Corp Disc	3,999,120.00
10740	FAD	4,000,000.00	0.070	10/08/2014	04/15/2014	3,998,631.11	0.070	0.070	Fed Natl Mtg Assoc Disc	3,999,120.00
10741	FAD	4,000,000.00	0.075	10/10/2014	04/15/2014	3,998,516.67	0.075	0.076	Federal Home Loan Discount	3,999,080.00
10754	FAD	4,000,000.00	0.070	10/10/2014	04/25/2014	3,998,693.33	0.070	0.070	Federal Home Loan Discount	3,999,080.00
10748	FAD	3,000,000.00	0.075	10/15/2014	04/21/2014	2,998,893.75	0.075	0.076	Federal Home Loan Discount	2,999,310.00
10756	FAD	1,500,000.00	0.070	10/15/2014	04/28/2014	1,499,504.17	0.070	0.070	Federal Home Loan Discount	1,499,655.00
10753	FAD	5,100,000.00	0.070	10/17/2014	04/25/2014	5,098,264.58	0.070	0.070	Federal Home Loan Discount	5,098,776.00
10758	FAD	4,200,000.00	0.065	10/22/2014	04/30/2014	4,198,672.92	0.065	0.065	Fed Natl Mtg Assoc Disc	4,198,983.60
10757	FAD	4,000,000.00	0.070	10/24/2014	04/29/2014	3,998,615.56	0.070	0.070	Federal Home Loan Discount	3,999,040.00

INVESTMENT #	TYPE	FACE VALUE	STATED RATE	MATURITY DATE	PURCHASE DATE	BOOK VALUE	YTM 360 DAYS	YTM 365 DAYS	DESCRIPTION	MARKET VALUE
10742	FAD	8,200,000.00	0.070	10/24/2014	04/15/2014	8,196,938.67	0.071	0.072	Fed Home Ln Mtg Corp Disc	8,198,032.00
10759	FAD	4,200,000.00	0.075	10/29/2014	04/30/2014	4,198,407.49	0.075	0.076	Federal Home Loan Discount	4,198,950.00
10721	FAD	25,000,000.00	0.055	10/31/2014	04/07/2014	24,992,093.75	0.055	0.056	Federal Home Loan Discount	24,993,750.00
10675	FAC	5,000,000.00	0.210	02/26/2015	02/26/2014	5,000,000.00	0.207	0.210	Federal Home Loan Bank	5,001,850.00
10333	FAC	5,000,000.00	0.420	09/18/2015	03/18/2013	5,000,000.00	0.414	0.420	Fed Home Ln Mtg Corp	5,015,050.00
10551	FAC	5,000,000.00	0.400	11/12/2015	11/12/2013	5,000,000.00	0.394	0.400	Fed Home Ln Mtg Corp	5,000,500.00
10598	FAC	5,000,000.00	0.400	12/11/2015	12/11/2013	5,000,000.00	0.394	0.400	Fed Home Ln Mtg Corp	5,001,800.00
10255	MC1	184,000.00	3.500	12/19/2015	12/19/2012	184,000.00	3.452	3.500	Town of Ross	184,000.00
10653	FAC	5,000,000.00	0.450	01/28/2016	01/28/2014	5,000,000.00	0.443	0.450	Fed Home Ln Mtg Corp	5,004,200.00
10676	FAC	5,000,000.00	0.450	02/26/2016	02/27/2014	5,000,000.00	0.443	0.450	Federal Home Loan Bank	5,000,700.00
10710	FAC	5,000,000.00	0.500	04/01/2016	04/01/2014	4,996,250.00	0.530	0.537	Fed Home Ln Mtg Corp	4,993,550.00
10752	FAC	5,000,000.00	0.600	04/25/2016	04/25/2014	5,000,000.00	0.591	0.600	Federal Home Loan Bank	5,005,350.00
10432	FAC	5,000,000.00	0.520	05/27/2016	05/30/2013	5,000,000.00	0.512	0.520	Fed Natl Mtg Assoc	4,999,900.00
10434	FAC	5,000,000.00	0.550	06/03/2016	06/03/2013	5,000,000.00	0.542	0.550	Federal Home Loan Bank	5,000,500.00
10692	FAC	5,000,000.00	0.530	06/20/2016	03/20/2014	5,000,000.00	0.522	0.530	Federal Home Loan Bank	5,001,050.00
10445	FAC	5,000,000.00	0.570	06/20/2016	06/20/2013	5,000,000.00	0.562	0.570	Fed Home Ln Mtg Corp	4,996,800.00
10620	FAC	5,000,000.00	0.500	06/20/2016	12/20/2013	5,000,000.00	0.493	0.500	Fed Home Ln Mtg Corp	4,997,800.00
10640	FAC	5,000,000.00	0.600	07/07/2016	01/07/2014	5,000,000.00	0.591	0.600	Fed Home Ln Mtg Corp	5,003,750.00
10587	FAC	5,000,000.00	0.250	09/06/2016	12/06/2013	5,000,000.00	0.810	0.822	Fed Home Ln Mtg Corp	5,000,600.00
10704	FAC	5,000,000.00	0.700	09/27/2016	03/27/2014	5,000,000.00	0.690	0.700	Federal Home Loan Bank	5,002,300.00
10547	FAC	5,000,000.00	0.800	11/07/2016	11/07/2013	5,000,000.00	0.789	0.800	Fed Home Ln Mtg Corp	4,997,650.00
10556	FAC	5,000,000.00	0.750	11/14/2016	11/14/2013	5,000,000.00	0.739	0.750	Fed Natl Mtg Assoc	5,002,400.00
10571	FAC	5,000,000.00	0.800	11/22/2016	11/22/2013	5,000,000.00	0.789	0.800	Fed Natl Mtg Assoc	5,002,050.00
10684	FAC	5,000,000.00	0.750	12/12/2016	03/12/2014	5,000,000.00	0.739	0.750	Fed Home Ln Mtg Corp	4,998,250.00
10605	FAC	5,000,000.00	0.750	12/13/2016	12/13/2013	5,000,000.00	0.739	0.750	Fed Home Ln Mtg Corp	4,992,650.00
10610	FAC	5,000,000.00	0.750	12/16/2016	12/16/2013	5,000,000.00	0.739	0.750	Fed Home Ln Mtg Corp	4,988,700.00
10690	FAC	5,000,000.00	0.650	12/19/2016	03/19/2014	4,998,500.00	0.652	0.661	Federal Home Loan Bank	4,998,200.00

INVESTMENT #	TYPE	FACE VALUE	STATED RATE	MATURITY DATE	PURCHASE DATE	BOOK VALUE	YTM 360 DAYS	YTM 365 DAYS	DESCRIPTION	MARKET VALUE
10617	FAC	5,000,000.00	0.500	12/19/2016	12/19/2013	5,000,000.00	0.795	0.806	Fed Home Ln Mtg Corp	4,995,750.00
10256	MC1	178,000.00	3.560	12/19/2016	12/19/2012	178,000.00	3.511	3.560	Town of Ross	178,000.00
10626	FAC	5,000,000.00	0.800	12/27/2016	12/27/2013	5,000,000.00	0.789	0.800	Fed Home Ln Mtg Corp	4,986,600.00
10630	FAC	5,000,000.00	0.800	12/30/2016	12/30/2013	5,000,000.00	0.789	0.800	Fed Natl Mtg Assoc	4,995,300.00
10725	FAC	5,000,000.00	0.850	01/09/2017	04/09/2014	5,000,000.00	0.838	0.850	Federal Home Loan Bank	4,999,400.00
10646	FAC	5,000,000.00	0.830	01/13/2017	01/13/2014	5,000,000.00	0.818	0.830	Fed Home Ln Mtg Corp	4,999,900.00
10658	FAC	5,000,000.00	0.900	01/30/2017	01/30/2014	5,000,000.00	0.887	0.900	Fed Home Ln Mtg Corp	5,004,950.00
10665	FAC	5,000,000.00	1.000	02/13/2017	02/13/2014	5,000,000.00	0.986	1.000	Federal Home Loan Bank	5,001,450.00
10705	FAC	5,000,000.00	0.450	03/27/2017	03/27/2014	5,000,000.00	0.990	1.004	Federal Home Loan Bank	4,993,250.00
10579	FAC	5,000,000.00	0.875	03/27/2017	11/27/2013	5,000,000.00	0.863	0.875	Fed Natl Mtg Assoc	4,990,300.00
10730	FAC	5,000,000.00	1.000	04/10/2017	04/10/2014	5,000,000.00	0.986	1.000	Fed Home Ln Mtg Corp	4,995,200.00
10745	FAC	5,000,000.00	1.150	04/17/2017	04/17/2014	5,000,000.00	1.134	1.150	Federal Home Loan Bank	5,007,700.00
10751	FAC	5,000,000.00	0.500	04/24/2017	04/24/2014	5,000,000.00	1.469	1.490	Federal Home Loan Bank	4,998,350.00
10755	FAC	5,000,000.00	1.200	04/28/2017	04/28/2014	5,000,000.00	1.183	1.200	Federal Home Loan Bank	5,008,550.00
10257	MC1	172,777.00	3.648	12/19/2017	12/19/2012	172,777.00	3.598	3.648	Town of Ross	172,777.00
		888,985,894.76			888,748,312.15					888,897,245.54
AMORTIZATION & ACCRETION OF PREMIUMS & DISCOUNTS						201.71			ACCRUED INTEREST DISCOUNT INVESTMENTS	
		888,985,894.76			888,748,513.86					888,897,245.54



TREASURER DIVISION - DEPARTMENT OF FINANCE
PORTFOLIO SUMMARY REPORT - OPERATING FUNDS
COUNTY OF MARIN, SCHOOLS & SPECIAL DISTRICTS
April 30, 2014

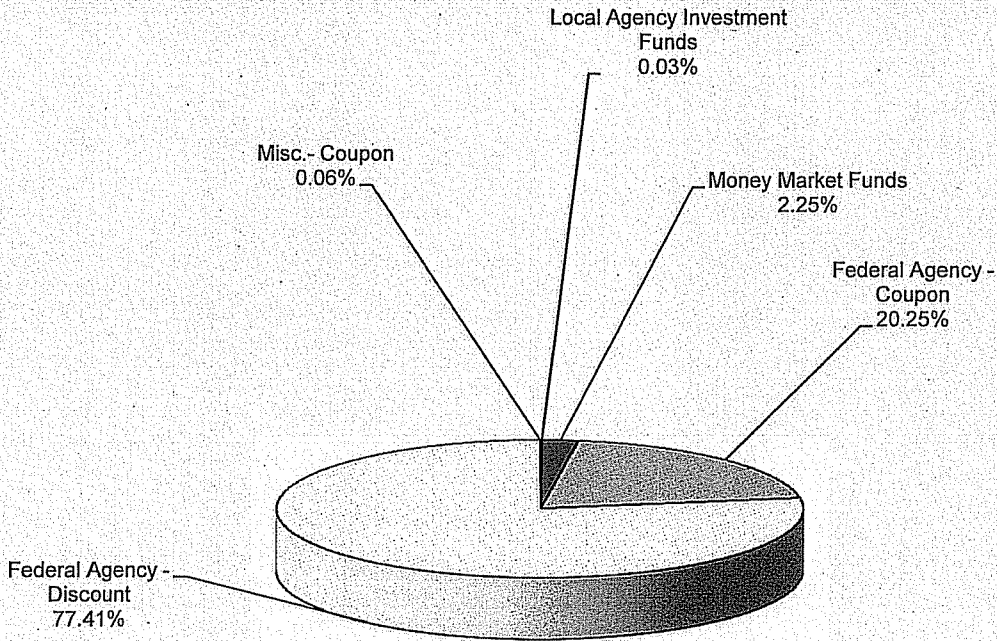
DESCRIPTION	ENDING BALANCE April 30, 2014	AVERAGE BALANCE April 30, 2014	WEIGHTED AVERAGE DAYS TO MATURITY	ANNUALIZED YIELD April 30, 2014	YIELD April 30, 2014
LOCAL AGENCY INVESTMENT FUNDS	\$236,247.01	\$236,184.38	1	0.233	0.233
MONEY MARKET FUNDS	\$20,003,870.75	\$19,337,204.08	1	0.010	0.010
FEDERAL AGENCY ISSUES - COUPON	\$179,994,750.00	\$175,328,205.73	863	0.648	0.729
FEDERAL AGENCY ISSUES - DISCOUNT	\$687,978,667.39	\$696,469,696.34	85	0.079	0.077
TREASURY SECURITIES - COUPON					
TREASURY SECURITIES - DISCOUNT					
MISC SECURITIES - COUPON	\$534,777.00	\$534,777.00	955	3.568	3.568
TOTALS & AVERAGES	\$888,748,312.15	\$891,906,067.53	241	0.192%	0.209%

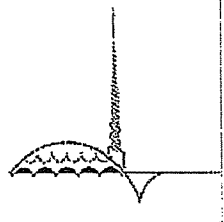
The Local Agency Investment Funds is an open ended account and is not included in the total weighted days to maturity.

**Treasurer Division - Department of Finance
 Portfolio Yield Report - Operating Funds
 County of Marin, Schools & Special Districts
 April 30, 2014**

INVESTMENT HOLDINGS	BOOK VALUE	4/30/14
Local Agency Investment Funds	\$236,247.01	0.233%
Money Market Funds	\$20,003,870.75	0.010%
Federal Agency - Coupon	\$179,994,750.00	0.729%
Federal Agency - Discount	\$687,978,667.39	0.077%
Misc.- Coupon	\$534,777.00	3.568%
TOTAL	\$888,748,312.15	0.209%

PORTFOLIO ALLOCATION



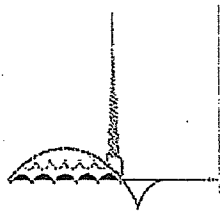


TREASURER DIVISION - DEPARTMENT OF FINANCE
REPORT OF INVESTMENTS - NON-OPERATING FUNDS
CHILDREN & FAMILIES COMMISSION

April 30, 2014

Page 1

INVESTMENT #	TYPE	FACE VALUE	MATURITY DATE	PURCHASE DATE	BOOK VALUE	YTM 360 DAYS	YTM 365 DAYS	DESCRIPTION	MARKET VALUE
101	LA2	98,126.05	//	//	98,126.05	0.229	0.233	LOCAL AGENCY INVESTMENT FUND	98,126.05
		98,126.05			98,126.05				98,126.05



TREASURER DIVISION - DEPARTMENT OF FINANCE

REPORT OF INVESTMENTS - NON-OPERATING FUNDS

SAN RAFAEL SCHOOLS

April 30, 2014

Page 1

INVESTMENT #	TYPE	FACE VALUE	MATURITY DATE	PURCHASE DATE	BOOK VALUE	YTM 360 DAYS	YTM 365 DAYS	DESCRIPTION	MARKET VALUE
687	LA1	0.00	11	11	0.00	5.181	5.253	LOCAL AGENCY INVESTMENT FUND	0.00
746	LA1	425,049.72	11	11	425,049.72	0.229	0.233	LOCAL AGENCY INVESTMENT FUND	425,049.72
		425,049.72			425,049.72				425,049.72
AMORTIZATION & ACCRETION OF PREMIUMS & DISCOUNTS					-0-				
		425,049.72			425,049.72				425,049.72