


COUNTY OF MARIN



DIVISION OF THE DEPARTMENT OF FINANCE
TREASURER
Excellent and responsive fiscal leadership.

Roy Given, CPA
DIRECTOR

May 21, 2013

Karen Shaw
INVESTMENT OFFICER

Judy Arnold, President
Board of Supervisors
County of Marin
3501 Civic Center Dr. #329
San Rafael, CA 94903

Mary Jane Burke
Superintendent of Schools
Marin County Office of Education
P. O. Box 4925
San Rafael, CA 94913

Marin County Schools,
Special Districts, and
MCERA

Marin County Civic Center
3501 Civic Center Drive
Suite 209
PO Box 4220
San Rafael, CA 94913-4220
415 473 6143 T
415 473 3741 F
CRS Dial 711
www.marincounty.org/treas

RE: MONTHLY REPORT OF COUNTY, SCHOOLS AND DISTRICT INVESTMENTS
as of April 30, 2013.

Dear Investment Fund Participants:

The attached Monthly Report of County, Schools and District investments is provided for your review.

* The investments were made pursuant to Government Code Sections 53601, 53635 and comply with the County Treasurer's Statement of Investment Policy. The investment policy provides for:

- Preservation of capital through high quality investments;
- Maintenance of sufficient liquidity to meet participant operating needs; and
- A rate of return consistent with the above objectives.

* Maturities are scheduled to meet participant expenditure requirements for the next six months.

* Attached spreadsheets identify investment type, issuer, maturity date, amount invested and fair market value for each security held. Fair market values were determined by Wells Fargo Institutional Trust Services on all securities except for investments in the Local Agency Investment Fund which was valued at face value by us. Adjustments have been made for premiums, discounts and accrued interest on discount securities to make the book value and fair market value more comparable.

I trust you find this report informative. Should you have any questions do not hesitate to call me.

Respectfully submitted,


A handwritten signature in black ink that reads "Roy Given".

Roy Given
Director of Finance

cc: Matthew Hymel, County Administrator
Marin County Treasury Oversight Committee

Requests for accommodations may be made by calling (415) 473-4381 (Voice/TTY), 711 for California Relay Service or by e-mail at disabilityaccess@marincounty.org. Copies of documents are available in alternative formats, upon request.

CA 5



TREASURER DIVISION - DEPARTMENT OF FINANCE
REPORT OF INVESTMENTS - OPERATING FUNDS
COUNTY OF MARIN, SCHOOLS & SPECIAL DISTRICTS

April 30, 2013

Page 1

INVESTMENT #	TYPE	FACE VALUE	STATED RATE	MATURITY DATE	PURCHASE DATE	BOOK VALUE	YTM 360 DAYS	YTM 365 DAYS	DESCRIPTION	MARKET VALUE
142	LA1	235,665.13	2.967	//	//	235,665.13	0.260	0.264	Local Agency Investment Fund	235,665.13
3490	LA2	0.00	5.170	//	//	0.00	0.000	0.001	MM-DREYFUS	0.00
9149	LA2	10,002,038.12	0.040	//	//	10,002,038.12	0.009	0.010	MM-FIDELITY Institutional Gov	10,002,038.12
4366	LA2	0.00	4.930	//	//	0.00	0.009	0.010	NATIONS Treasury Reserves	0.00
2246	LA2	9,998,656.99	4.760	//	//	9,998,656.99	0.009	0.010	MM-WELLS FARGO Institutional G	9,998,656.99
10280	FAD	5,000,000.00	0.090	05/01/2013	01/18/2013	4,998,712.50	0.090	0.091	Fed Natl Mtg Assoc Disc	5,000,000.00
10317	FAD	4,000,000.00	0.092	05/01/2013	03/08/2013	3,999,448.00	0.092	0.093	Fed Natl Mtg Assoc Disc	4,000,000.00
10302	FAD	4,400,000.00	0.060	05/02/2013	02/22/2013	4,399,494.00	0.060	0.060	Federal Home Loan Discount	4,400,000.00
10272	FAD	8,200,000.00	0.080	05/03/2013	01/09/2013	8,197,922.67	0.080	0.081	Fed Natl Mtg Assoc Disc	8,200,000.00
10274	FAD	6,200,000.00	0.080	05/06/2013	01/11/2013	6,198,415.56	0.080	0.081	Fed Natl Mtg Assoc Disc	6,200,000.00
10281	FAD	6,100,000.00	0.090	05/07/2013	01/18/2013	6,098,337.75	0.090	0.091	Fed Natl Mtg Assoc Disc	6,100,000.00
10291	FAD	8,000,000.00	0.085	05/08/2013	02/07/2013	7,998,300.00	0.085	0.086	Federal Home Loan Discount	8,000,000.00
10292	FAD	8,400,000.00	0.093	05/10/2013	02/08/2013	8,398,025.30	0.093	0.094	Federal Home Loan Discount	8,399,916.00
10290	FAD	5,300,000.00	0.085	05/14/2013	02/05/2013	5,298,773.64	0.085	0.086	Fed Home Ln Mtg Corp Disc	5,299,947.00
10298	FAD	5,500,000.00	0.125	05/15/2013	02/19/2013	5,498,376.74	0.125	0.126	Federal Home Loan Discount	5,499,945.00
10301	FAD	5,000,000.00	0.130	05/15/2013	02/21/2013	4,998,501.39	0.130	0.131	Federal Home Loan Discount	4,999,950.00
10315	FAD	2,500,000.00	0.110	05/16/2013	03/07/2013	2,499,465.28	0.110	0.111	Federal Home Loan Discount	2,499,975.00
10303	FAD	3,500,000.00	0.140	05/17/2013	02/25/2013	3,498,897.50	0.140	0.141	Federal Home Loan Discount	3,499,965.00
10230	FAD	16,000,000.00	0.140	05/17/2013	12/06/2012	15,989,920.00	0.140	0.142	Fed Home Ln Mtg Corp Disc	15,999,840.00
10316	FAD	7,426,000.00	0.110	05/20/2013	03/08/2013	7,424,343.59	0.110	0.111	Federal Farm Credit Bank Disc	7,425,925.74
10297	FAD	4,100,000.00	0.000	05/21/2013	02/15/2013	4,098,647.57	0.126	0.128	Fed Home Ln Mtg Corp Disc	4,099,959.00
10300	FAD	4,200,000.00	0.130	05/22/2013	02/20/2013	4,198,619.83	0.130	0.131	Fed Natl Mtg Assoc Disc	4,199,950.00

INVESTMENT #	TYPE	FACE VALUE	STATED RATE	MATURITY DATE	PURCHASE DATE	BOOK VALUE	YTM 360 DAYS	YTM 365 DAYS	DESCRIPTION	MARKET VALUE
10296	FAD	3,600,000.00	0.100	05/23/2013	02/15/2013	3,599,030.00	0.100	0.101	Fed Natl Mtg Assoc Disc	3,599,964.00
10307	FAD	1,600,000.00	0.000	05/28/2013	02/28/2013	1,599,683.56	0.080	0.081	Federal Home Loan Discount	1,599,968.00
10304	FAD	1,400,000.00	0.130	05/28/2013	02/26/2013	1,399,539.94	0.130	0.131	Fed Home Ln Mtg Corp Disc	1,399,972.00
10288	FAD	4,800,000.00	0.085	05/29/2013	02/01/2013	4,798,674.00	0.085	0.086	Federal Home Loan Discount	4,799,904.00
10305	FAD	17,800,000.00	0.135	05/29/2013	02/27/2013	17,793,925.75	0.135	0.136	Fed Natl Mtg Assoc Disc	17,799,644.00
10295	FAD	6,500,000.00	0.090	05/30/2013	02/14/2013	6,498,293.75	0.090	0.091	Fed Home Ln Mtg Corp Disc	6,499,870.00
10278	FAD	6,320,000.00	0.100	05/31/2013	01/17/2013	6,317,647.56	0.100	0.101	Federal Home Loan Discount	6,319,873.60
10279	FAD	1,800,000.00	0.090	05/31/2013	01/17/2013	1,799,397.00	0.090	0.091	Fed Natl Mtg Assoc Disc	1,799,964.00
10283	FAD	7,400,000.00	0.090	05/31/2013	01/24/2013	7,397,650.50	0.090	0.091	Fed Natl Mtg Assoc Disc	7,399,852.00
10310	FAD	6,100,000.00	0.122	06/03/2013	03/04/2013	6,098,118.83	0.122	0.123	Fed Home Ln Mtg Corp Disc	6,099,817.00
10312	FAD	5,000,000.00	0.115	06/03/2013	03/06/2013	4,998,578.47	0.115	0.116	Fed Home Ln Mtg Corp Disc	4,999,850.00
10321	FAD	3,000,000.00	0.070	06/04/2013	03/12/2013	2,999,510.00	0.070	0.070	Federal Home Loan Discount	2,999,910.00
10308	FAD	6,300,000.00	0.124	06/05/2013	03/01/2013	6,297,900.02	0.125	0.126	Federal Home Loan Discount	6,299,811.00
10322	FAD	2,514,000.00	0.070	06/06/2013	03/12/2013	2,513,579.60	0.070	0.070	Federal Home Loan Discount	2,513,924.58
10320	FAD	4,600,000.00	0.110	06/07/2013	03/11/2013	4,598,763.11	0.110	0.111	Federal Home Loan Discount	4,599,862.00
10313	FAD	5,000,000.00	0.115	06/10/2013	03/06/2013	4,998,466.67	0.115	0.116	Fed Home Ln Mtg Corp Disc	4,999,850.00
10334	FAD	4,000,000.00	0.070	06/11/2013	03/18/2013	3,999,338.89	0.070	0.070	Federal Home Loan Discount	3,999,880.00
10335	FAD	4,000,000.00	0.070	06/13/2013	03/18/2013	3,999,323.33	0.070	0.070	Federal Home Loan Discount	3,999,840.00
10224	FAD	15,000,000.00	0.150	06/14/2013	12/04/2012	14,988,000.00	0.151	0.153	Fed Home Ln Mtg Corp Disc	14,999,400.00
10309	FAD	6,132,000.00	0.130	06/17/2013	03/01/2013	6,129,608.52	0.130	0.131	Federal Home Loan Discount	6,131,754.72
10336	FAD	4,200,000.00	0.070	06/18/2013	03/18/2013	4,199,248.67	0.070	0.070	Federal Home Loan Discount	4,199,832.00
10284	FAD	5,000,000.00	0.105	06/19/2013	01/25/2013	4,997,885.42	0.105	0.106	Federal Home Loan Discount	4,999,800.00
10347	FAD	5,000,000.00	0.080	06/20/2013	03/25/2013	4,999,033.33	0.080	0.081	Fed Agric Mtg Corp Discount	4,999,800.00
10327	FAD	5,900,000.00	0.115	06/21/2013	03/14/2013	5,898,134.13	0.115	0.116	Federal Home Loan Discount	5,899,764.00
10285	FAD	4,900,000.00	0.090	06/24/2013	01/25/2013	4,898,162.50	0.090	0.091	Fed Natl Mtg Assoc Disc	4,899,755.00
10311	FAD	3,500,000.00	0.130	06/25/2013	03/05/2013	3,498,584.44	0.130	0.131	Fed Home Ln Mtg Corp Disc	3,499,825.00
10221	FAD	10,000,000.00	0.160	06/26/2013	12/04/2012	9,990,933.33	0.162	0.164	Fed Home Ln Mtg Corp Disc	9,999,500.00

INVESTMENT #	TYPE	FACE VALUE	STATED RATE	MATURITY DATE	PURCHASE DATE	BOOK VALUE	YTM 360 DAYS	YTM 365 DAYS	DESCRIPTION	MARKET VALUE
10222	FAD	10,000,000.00	0.160	06/27/2013	12/04/2012	9,990,888.89	0.162	0.164	Fed Home Ln Mtg Corp Disc	9,999,500.00
10223	FAD	15,000,000.00	0.160	06/28/2013	12/04/2012	14,986,266.67	0.162	0.164	Fed Home Ln Mtg Corp Disc	14,999,250.00
10329	FAD	4,000,000.00	0.110	07/01/2013	03/15/2013	3,998,680.00	0.110	0.111	Fed Natl Mtg Assoc Disc	3,999,720.00
10338	FAD	5,000,000.00	0.080	07/02/2013	03/19/2013	4,998,833.33	0.080	0.081	Fed Home Ln Mtg Corp Disc	4,999,650.00
10323	FAD	4,200,000.00	0.120	07/03/2013	03/13/2013	4,198,432.00	0.120	0.121	Federal Home Loan Discount	4,199,706.00
10337	FAD	5,000,000.00	0.105	07/05/2013	03/19/2013	4,998,425.00	0.105	0.106	Federal Home Loan Discount	4,999,650.00
10356	FAD	4,900,000.00	0.060	07/08/2013	03/28/2013	4,899,167.00	0.060	0.060	Federal Home Loan Discount	4,899,608.00
10397	FAD	5,000,000.00	0.069	07/09/2013	04/16/2013	4,999,183.35	0.070	0.070	Fed Home Ln Mtg Corp Disc	4,999,600.00
10343	FAD	2,800,000.00	0.100	07/10/2013	03/22/2013	2,799,144.44	0.100	0.101	Fed Home Ln Mtg Corp Disc	2,799,776.00
10344	FAD	3,000,000.00	0.100	07/11/2013	03/22/2013	2,999,075.00	0.100	0.101	Fed Home Ln Mtg Corp Disc	2,999,760.00
10325	FAD	10,000,000.00	0.110	07/12/2013	03/13/2013	9,996,302.78	0.110	0.111	Fed Home Ln Mtg Corp Disc	9,999,200.00
10351	FAD	7,000,000.00	0.080	07/15/2013	03/27/2013	6,998,288.89	0.080	0.081	Federal Home Loan Discount	6,999,440.00
10330	FAD	5,000,000.00	0.000	07/17/2013	03/15/2013	4,997,933.33	0.120	0.121	Federal Home Loan Discount	4,999,550.00
10349	FAD	4,000,000.00	0.100	07/18/2013	03/26/2013	3,998,733.33	0.100	0.101	Fed Home Ln Mtg Corp Disc	3,999,640.00
10340	FAD	7,600,000.00	0.110	07/19/2013	03/20/2013	7,597,190.11	0.110	0.111	Federal Home Loan Discount	7,599,316.00
10331	FAD	4,000,000.00	0.120	07/22/2013	03/15/2013	3,998,280.00	0.120	0.121	Fed Home Ln Mtg Corp Disc	3,999,640.00
10345	FAD	4,000,000.00	0.100	07/24/2013	03/25/2013	3,998,655.56	0.100	0.101	Fed Home Ln Mtg Corp	3,999,640.00
10350	FAD	3,500,000.00	0.100	07/25/2013	03/26/2013	3,498,823.61	0.100	0.101	Fed Home Ln Mtg Corp Disc	3,499,685.00
10332	FAD	3,400,000.00	0.120	07/26/2013	03/15/2013	3,398,492.67	0.120	0.121	Federal Home Loan Discount	3,399,660.00
10346	FAD	4,000,000.00	0.100	07/26/2013	03/25/2013	3,998,633.33	0.100	0.101	Fed Home Ln Mtg Corp Disc	3,999,600.00
10352	FAD	5,000,000.00	0.100	07/29/2013	03/27/2013	4,998,277.78	0.100	0.101	Fed Home Ln Mtg Corp Disc	4,999,500.00
10319	FAD	25,000,000.00	0.110	07/30/2013	03/11/2013	24,989,229.17	0.110	0.111	Federal Home Loan Discount	24,997,500.00
10328	FAD	16,915,000.00	0.100	07/30/2013	03/15/2013	16,908,562.90	0.100	0.101	Federal Home Loan Discount	16,913,308.50
10339	FAD	15,000,000.00	0.080	07/30/2013	03/20/2013	14,995,600.00	0.080	0.081	Fed Natl Mtg Assoc Disc	14,998,500.00
10341	FAD	15,500,000.00	0.080	07/30/2013	03/21/2013	15,495,487.78	0.080	0.081	Fed Natl Mtg Assoc Disc	15,498,450.00
10342	FAD	17,000,000.00	0.080	07/30/2013	03/22/2013	16,995,088.89	0.080	0.081	Fed Natl Mtg Assoc Disc	16,998,300.00
10233	FAD	10,000,000.00	0.140	07/31/2013	12/07/2012	9,990,820.00	0.141	0.143	Fed Natl Mtg Assoc Disc	9,999,000.00

INVESTMENT #	TYPE	FACE VALUE	STATED RATE	MATURITY DATE	PURCHASE DATE	BOOK VALUE	YTM 360 DAYS	YTM 365 DAYS	DESCRIPTION	MARKET VALUE
10324	FAD	10,300,000.00	0.125	08/01/2013	03/13/2013	10,294,957.29	0.125	0.126	Fed Natl Mtg Assoc Disc	10,298,455.00
10361	FAD	8,600,000.00	0.080	08/02/2013	04/03/2013	8,597,687.56	0.080	0.081	Fed Home Ln Mtg Corp Disc	8,598,624.00
10367	FAD	6,200,000.00	0.080	08/05/2013	04/05/2013	6,198,319.11	0.080	0.081	Fed Home Ln Mtg Corp Disc	6,199,008.00
10368	FAD	4,000,000.00	0.080	08/06/2013	04/05/2013	3,998,906.67	0.080	0.081	Fed Home Ln Mtg Corp Disc	3,999,360.00
10360	FAD	4,000,000.00	0.105	08/07/2013	04/02/2013	3,998,518.33	0.105	0.106	Fed Natl Mtg Assoc Disc	3,999,360.00
10369	FAD	4,000,000.00	0.080	08/08/2013	04/05/2013	3,998,888.89	0.080	0.081	Fed Home Ln Mtg Corp Disc	3,999,320.00
10370	FAD	4,000,000.00	0.080	08/09/2013	04/05/2013	3,998,880.00	0.080	0.081	Fed Home Ln Mtg Corp Disc	3,999,320.00
10371	FAD	5,000,000.00	0.080	08/13/2013	04/05/2013	4,998,555.56	0.080	0.081	Fed Home Ln Mtg Corp Disc	4,999,150.00
10374	FAD	4,000,000.00	0.080	08/14/2013	04/09/2013	3,998,871.11	0.080	0.081	Fed Home Ln Mtg Corp	3,999,280.00
10375	FAD	5,200,000.00	0.080	08/15/2013	04/09/2013	5,198,520.89	0.080	0.081	Fed Home Ln Mtg Corp Disc	5,199,064.00
10354	FAD	9,400,000.00	0.090	08/16/2013	03/27/2013	9,396,663.00	0.090	0.091	Fed Home Ln Mtg Corp Disc	9,398,308.00
10372	FAD	6,000,000.00	0.090	08/19/2013	04/08/2013	5,998,005.00	0.090	0.091	Fed Natl Mtg Assoc Disc	5,998,920.00
10359	FAD	5,000,000.00	0.100	08/21/2013	04/01/2013	4,998,027.78	0.100	0.101	Fed Natl Mtg Assoc Disc	4,999,050.00
10394	FAD	4,000,000.00	0.070	08/22/2013	04/16/2013	3,999,004.44	0.070	0.070	Fed Natl Mtg Assoc Disc	3,999,240.00
10395	FAD	4,000,000.00	0.070	08/23/2013	04/16/2013	3,998,996.67	0.070	0.070	Fed Natl Mtg Assoc Disc	3,999,240.00
10358	FAD	5,000,000.00	0.105	08/26/2013	04/01/2013	4,997,856.25	0.105	0.106	Fed Home Ln Mtg Corp Disc	4,999,000.00
10396	FAD	4,000,000.00	0.070	08/27/2013	04/16/2013	3,998,965.56	0.070	0.070	Fed Natl Mtg Assoc Disc	3,999,200.00
10376	FAD	5,000,000.00	0.080	08/29/2013	04/09/2013	4,998,422.22	0.080	0.081	Fed Home Ln Mtg Corp Disc	4,999,000.00
10232	FAD	11,000,000.00	0.150	08/30/2013	12/07/2012	10,987,808.33	0.152	0.154	Fed Natl Mtg Assoc Disc	10,997,800.00
10355	FAD	3,500,000.00	0.110	08/30/2013	03/27/2013	3,498,331.66	0.110	0.111	Fed Natl Mtg Assoc Disc	3,499,300.00
10357	FAD	6,000,000.00	0.120	09/03/2013	04/01/2013	5,996,899.98	0.120	0.121	Fed Home Ln Mtg Corp Disc	5,998,560.00
10379	FAD	5,000,000.00	0.080	09/04/2013	04/11/2013	4,998,377.78	0.080	0.081	Fed Natl Mtg Assoc Disc	4,998,750.00
10380	FAD	5,000,000.00	0.080	09/05/2013	04/11/2013	4,998,366.67	0.080	0.081	Fed Natl Mtg Assoc Disc	4,998,750.00
10381	FAD	4,000,000.00	0.080	09/06/2013	04/11/2013	3,998,684.44	0.080	0.081	Fed Natl Mtg Assoc Disc	3,999,000.00
10382	FAD	4,000,000.00	0.080	09/09/2013	04/11/2013	3,998,657.78	0.080	0.081	Fed Natl Mtg Assoc Disc	3,998,960.00
10362	FAD	4,700,000.00	0.090	09/10/2013	04/04/2013	4,698,131.75	0.090	0.091	Fed Home Ln Mtg Corp Disc	4,698,778.00
10363	FAD	4,000,000.00	0.090	09/12/2013	04/04/2013	3,998,390.00	0.090	0.091	Fed Home Ln Mtg Corp Disc	3,998,960.00

INVESTMENT #	TYPE	FACE VALUE	STATED RATE	MATURITY DATE	PURCHASE DATE	BOOK VALUE	YTM 360 DAYS	YTM 365 DAYS	DESCRIPTION	MARKET VALUE
10364	FAD	10,000,000.00	0.090	09/13/2013	04/04/2013	9,995,950.00	0.090	0.091	Fed Home Ln Mtg Corp Disc	9,997,400.00
10383	FAD	5,500,000.00	0.080	09/16/2013	04/11/2013	5,498,068.89	0.080	0.081	Fed Natl Mtg Assoc Disc	5,498,515.00
9299	FAC	5,000,000.00	1.125	09/17/2013	09/17/2010	4,997,500.00	1.126	1.142	Fed Natl Mtg Assoc	5,019,150.00
10365	FAD	4,000,000.00	0.090	09/19/2013	04/04/2013	3,998,320.00	0.090	0.091	Fed Home Ln Mtg Corp Disc	3,998,920.00
10366	FAD	5,000,000.00	0.090	09/20/2013	04/04/2013	4,997,887.50	0.090	0.091	Fed Home Ln Mtg Corp Disc	4,998,600.00
10390	FAD	5,000,000.00	0.080	09/23/2013	04/12/2013	4,998,177.78	0.080	0.081	Fed Natl Mtg Assoc Disc	4,998,600.00
10384	FAD	5,000,000.00	0.090	09/24/2013	04/12/2013	4,997,937.50	0.090	0.091	Fed Home Ln Mtg Corp Disc	4,998,600.00
10385	FAD	5,000,000.00	0.090	09/25/2013	04/12/2013	4,997,925.00	0.090	0.091	Fed Home Ln Mtg Corp Disc	4,998,550.00
10386	FAD	5,000,000.00	0.090	09/26/2013	04/12/2013	4,997,912.50	0.090	0.091	Fed Home Ln Mtg Corp Disc	4,998,550.00
10373	FAD	8,170,000.00	0.080	09/27/2013	04/09/2013	8,166,895.40	0.080	0.081	Federal Home Loan Discount	8,167,630.70
10231	FAD	20,000,000.00	0.150	09/30/2013	12/07/2012	19,975,250.00	0.152	0.154	Fed Natl Mtg Assoc Disc	19,994,000.00
10387	FAD	5,000,000.00	0.090	10/01/2013	04/12/2013	4,997,850.00	0.090	0.091	Federal Home Loan Discount	4,998,300.00
10388	FAD	5,000,000.00	0.000	10/02/2013	04/12/2013	4,997,837.50	0.091	0.092	Federal Home Loan Discount	4,998,300.00
10389	FAD	3,300,000.00	0.090	10/03/2013	04/12/2013	3,298,564.50	0.090	0.091	Federal Home Loan Discount	3,298,878.00
10405	FAD	5,400,000.00	0.090	10/04/2013	04/30/2013	5,397,880.50	0.090	0.091	Federal Home Loan Discount	5,398,110.00
10400	FAD	3,200,000.00	0.105	10/09/2013	04/17/2013	3,198,366.67	0.105	0.106	Federal Home Loan Discount	3,198,848.00
10391	FAD	7,500,000.00	0.110	10/11/2013	04/12/2013	7,495,829.18	0.110	0.111	Federal Home Loan Discount	7,497,300.00
10398	FAD	5,900,000.00	0.104	10/15/2013	04/16/2013	5,896,868.10	0.105	0.106	Fed Home Ln Mtg Corp Disc	5,897,817.00
10402	FAD	4,200,000.00	0.105	10/18/2013	04/19/2013	4,197,770.50	0.105	0.106	Federal Home Loan Discount	4,198,404.00
10403	FAD	2,500,000.00	0.100	10/21/2013	04/22/2013	2,498,736.11	0.100	0.101	Fed Home Ln Mtg Corp Disc	2,499,050.00
10178	FAC	5,000,000.00	0.200	10/22/2013	10/22/2012	4,999,250.00	0.212	0.215	Federal Farm Credit Bank	5,001,800.00
10406	FAD	5,250,000.00	0.095	10/23/2013	04/30/2013	5,247,561.67	0.095	0.096	Fed Natl Mtg Assoc Disc	5,247,561.67
10029	FAC	5,000,000.00	0.280	10/25/2013	04/27/2012	5,000,000.00	0.276	0.280	Federal Home Loan Bank	5,003,700.00
10407	FAD	5,000,000.00	0.097	10/25/2013	04/30/2013	4,997,601.94	0.097	0.098	Federal Home Loan Discount	4,998,050.00
10408	FAD	5,000,000.00	0.094	10/28/2013	04/30/2013	4,997,636.94	0.094	0.095	Fed Home Ln Mtg Corp Disc	4,997,636.94
10378	FAD	16,800,000.00	0.110	10/31/2013	04/10/2013	16,789,528.00	0.111	0.113	Fed Home Ln Mtg Corp Disc	16,793,112.00
10393	FAD	21,000,000.00	0.110	11/27/2013	04/15/2013	20,985,497.00	0.111	0.113	Fed Home Ln Mtg Corp Disc	20,988,700.00

INVESTMENT #	TYPE	FACE VALUE	STATED RATE	MATURITY DATE	PURCHASE DATE	BOOK VALUE	YTM 360 DAYS	YTM 365 DAYS	DESCRIPTION	MARKET VALUE
10243	FAC	5,000,000.00	0.190	12/13/2013	12/13/2012	4,999,500.00	0.197	0.200	Federal Farm Credit Bank	5,001,700.00
10251	FAC	5,000,000.00	0.190	12/19/2013	12/19/2012	4,999,870.00	0.189	0.192	Federal Farm Credit Bank	5,001,700.00
10253	MC1	197,000.00	3.500	12/19/2013	12/19/2012	197,000.00	3.452	3.500	Town of Ross	197,000.00
10353	FAC	5,000,000.00	0.170	03/27/2014	03/27/2013	4,999,400.00	0.179	0.182	Federal Home Loan Bank	5,000,900.00
10377	FAC	5,000,000.00	0.250	04/10/2014	04/10/2013	5,000,000.00	0.246	0.250	Federal Home Loan Bank	5,000,200.00
10277	FAC	5,000,000.00	0.250	07/16/2014	01/16/2013	4,999,000.00	0.259	0.263	Federal Home Loan Bank	5,001,200.00
10254	MC1	189,000.00	3.500	12/19/2014	12/19/2012	189,000.00	3.452	3.500	Town of Ross	189,000.00
10260	FAC	5,000,000.00	0.320	12/26/2014	12/26/2012	4,999,500.00	0.320	0.325	Federal Home Loan Bank	5,001,600.00
10085	FAC	5,000,000.00	0.500	01/09/2015	07/09/2012	4,999,250.00	0.499	0.506	Fed Natl Mtg Assoc	5,002,850.00
10282	FAC	5,000,000.00	0.320	01/23/2015	01/23/2013	4,999,750.00	0.318	0.322	Federal Home Loan Bank	5,001,900.00
10294	FAC	5,000,000.00	0.375	02/13/2015	02/13/2013	5,000,000.00	0.369	0.375	Fed Home Ln Mtg Corp	5,000,400.00
10299	FAC	5,000,000.00	0.350	02/20/2015	02/20/2013	5,000,000.00	0.345	0.350	Federal Home Loan Bank	5,002,100.00
10392	FAC	5,000,000.00	0.400	04/15/2015	04/15/2013	5,000,000.00	0.394	0.400	Federal Home Loan Bank	5,000,350.00
10404	FAC	5,000,000.00	0.320	04/29/2015	04/29/2013	4,999,750.00	0.318	0.322	Fed Home Ln Mtg Corp	5,001,200.00
10070	FAC	5,000,000.00	0.500	06/12/2015	06/12/2012	5,000,000.00	0.982	0.995	Fed Natl Mtg Assoc	5,001,350.00
10259	FAC	5,000,000.00	0.400	06/24/2015	12/24/2012	5,000,000.00	0.394	0.400	Fed Natl Mtg Assoc	5,004,900.00
10348	FAC	5,000,000.00	0.350	06/26/2015	03/26/2013	5,000,000.00	0.345	0.350	Fed Natl Mtg Assoc	5,003,800.00
10399	FAC	5,000,000.00	0.375	07/17/2015	04/17/2013	5,000,000.00	0.369	0.375	Federal Home Loan Bank	5,002,000.00
10286	FAC	5,000,000.00	0.400	07/30/2015	01/30/2013	4,999,500.00	0.398	0.404	Fed Natl Mtg Assoc	5,000,250.00
10326	FAC	5,000,000.00	0.500	09/14/2015	03/14/2013	5,000,000.00	0.493	0.500	Fed Home Ln Mtg Corp	5,001,550.00
10333	FAC	5,000,000.00	0.420	09/18/2015	03/18/2013	5,000,000.00	0.414	0.420	Fed Home Ln Mtg Corp	5,003,850.00
10205	FAC	5,000,000.00	0.525	11/20/2015	11/20/2012	5,000,000.00	0.517	0.525	Fed Home Ln Mtg Corp	5,000,950.00
10217	FAC	5,000,000.00	0.500	11/24/2015	11/30/2012	5,000,000.00	0.493	0.500	Fed Home Ln Mtg Corp	5,001,000.00
10255	MC1	184,000.00	3.500	12/19/2015	12/19/2012	184,000.00	3.452	3.500	Town of Ross	184,000.00
10293	FAC	5,000,000.00	0.550	02/12/2016	02/12/2013	4,998,500.00	0.552	0.560	Fed Natl Mtg Assoc	5,004,150.00
10318	FAC	5,000,000.00	0.625	03/11/2016	03/11/2013	5,000,000.00	0.616	0.625	Fed Natl Mtg Assoc	5,004,500.00
10306	FAC	5,000,000.00	0.650	03/28/2016	02/28/2013	5,000,000.00	0.641	0.649	Fed Natl Mtg Assoc	5,005,750.00

INVESTMENT #	TYPE	FACE VALUE	STATED RATE	MATURITY DATE	PURCHASE DATE	BOOK VALUE	YTM 360 DAYS	YTM 365 DAYS	DESCRIPTION	MARKET VALUE
10256	MC1	178,000.00	3.560	12/19/2016	12/19/2012	178,000.00	3.511	3.560	Town of Ross	178,000.00
10257	MC1	172,777.00	3.648	12/19/2017	12/19/2012	172,777.00	3.598	3.648	Town of Ross	172,777.00
		939,784,137.24			939,435,167.14					939,746,014.69
AMORTIZATION & ACCRETION OF PREMIUMS & DISCOUNTS						405.29			ACCRUED INTEREST DISCOUNT INVESTMENTS	
		939,784,137.24			939,435,572.43					939,746,014.69

POOLED INVESTMENTS
Portfolio Management
Portfolio Summary
April 30, 2013

Marin County
 3501 Civic Center Dr.
 San Rafael, San Rafael, CA
 (415)499-6144

Investments	Par Value	Market Value	Book Value	% of Portfolio	Term	Days to Maturity	YTM 360 Equiv.	YTM 365 Equiv.
Local Agency Investment Funds	235,665.13	235,665.13	235,665.13	0.03	1	1	0.260	0.264
Money Market Funds	20,000,695.11	20,000,695.11	20,000,695.11	2.13	1	1	0.010	0.010
Federal Agency Issues - Coupon	135,000,000.00	135,074,800.00	134,990,770.00	14.37	785	643	0.425	0.431
Federal Agency Issues - Discount	783,627,000.00	783,514,077.45	783,287,259.90	83.38	144	87	0.105	0.106
Miscellaneous Securities - Coupon	920,777.00	920,777.00	920,777.00	0.10	1,072	939	3.491	3.539
Investments	939,784,137.24	939,746,014.69	939,435,167.14	100.00%	234	166	0.152	0.154

Total Earnings	April 30 Month Ending
Current Year	126,542.39
Average Daily Balance	934,085,035.26
Effective Rate of Return	0.16%

TREASURER'S DIVISION, DEPARTMENT OF FINANCE

Reporting period 04/01/2013-04/30/2013

Run Date: 05/07/2013 - 14:07

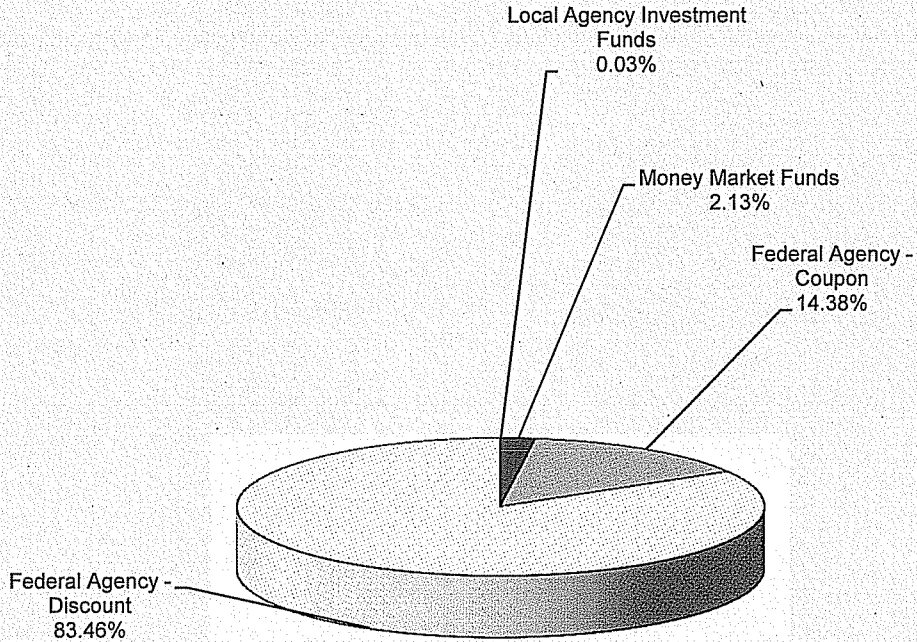
No fiscal year history available


Portfolio 102
 CC
 PM (PRF_PM1) 7.3.0
 Report Ver. 7.3.3a

**Treasurer Division - Department of Finance
 Portfolio Yield Report - Operating Funds
 County of Marin, Schools & Special Districts
 April 30, 2013**

INVESTMENT HOLDINGS	BOOK VALUE	4/30/13
Local Agency Investment Funds	\$235,665.13	0.264%
Money Market Funds	\$20,000,695.11	0.010%
Federal Agency - Coupon	\$134,990,770.00	0.431%
Federal Agency - Discount	\$783,287,259.90	0.106%
Misc.- Coupon	\$920,777.00	3.539%
TOTAL	\$939,435,167.14	0.154%

PORTFOLIO ALLOCATION





TREASURER DIVISION - DEPARTMENT OF FINANCE
REPORT OF INVESTMENTS - NON-OPERATING FUNDS
CHILDREN & FAMILIES COMMISSION

April 30, 2013

Page 1

INVESTMENT #	TYPE	FACE VALUE	MATURITY DATE	PURCHASE DATE	BOOK VALUE	YTM		DESCRIPTION	MARKET VALUE
						360 DAYS	365 DAYS		
101	LA2	97,884.36	//	//	97,884.36	0.260	0.264	LOCAL AGENCY INVESTMENT FUND	97,884.36
		97,884.36			97,884.36				97,884.36

TREASURER DIVISION - DEPARTMENT OF FINANCE

REPORT OF INVESTMENTS - NON-OPERATING FUNDS

SAN RAFAEL SCHOOLS

April 30, 2013

Page 1

INVESTMENT #	TYPE	FACE VALUE	MATURITY DATE	PURCHASE DATE	BOOK VALUE	YTM 360 DAYS	YTM 365 DAYS	DESCRIPTION	MARKET VALUE
687	LA1	0.00	//	//	0.00	5.181	5.253	LOCAL AGENCY INVESTMENT FUND	0.00
746	LA1	424,002.83	//	//	424,002.83	0.260	0.264	LOCAL AGENCY INVESTMENT FUND	424,002.83
		424,002.83			424,002.83				424,002.83
AMORTIZATION & ACCRETION OF PREMIUMS & DISCOUNTS					-0-				
		424,002.83			424,002.83				424,002.83