


COUNTY OF MARIN



DIVISION OF THE DEPARTMENT OF FINANCE
TREASURER

Excellent and responsive fiscal leadership.

Roy Given, CPA
DIRECTOR

Karen Shaw
INVESTMENT OFFICER

Marin County Civic Center
3501 Civic Center Drive
Suite 209
PO Box 4220
San Rafael, CA 94913-4220
415 473 6143 T
415 473 3741 F
CRS Dial 711
www.marincounty.org/treas

March 19, 2013

Judy Arnold, President
Board of Supervisors
County of Marin
3501 Civic Center Dr. #329
San Rafael, CA 94903

Mary Jane Burke
Superintendent of Schools
Marin County Office of Education
P. O. Box 4925
San Rafael, CA 94913
Marin County Schools,
Special Districts, and
MCERA

RE: MONTHLY REPORT OF COUNTY, SCHOOLS AND DISTRICT INVESTMENTS
as of February 28, 2013.

Dear Investment Fund Participants:

The attached Monthly Report of County, Schools and District investments is provided for your review.

* The investments were made pursuant to Government Code Sections 53601, 53635 and comply with the County Treasurer's Statement of Investment Policy. The investment policy provides for:

- Preservation of capital through high quality investments;
- Maintenance of sufficient liquidity to meet participant operating needs; and
- A rate of return consistent with the above objectives.

* Maturities are scheduled to meet participant expenditure requirements for the next six months.

* Attached spreadsheets identify investment type, issuer, maturity date, amount invested and fair market value for each security held. Fair market values were determined by Wells Fargo Institutional Trust Services on all securities except for investments in the Local Agency Investment Fund which was valued at face value by us. Adjustments have been made for premiums, discounts and accrued interest on discount securities to make the book value and fair market value more comparable.

I trust you find this report informative. Should you have any questions do not hesitate to call me.

Respectfully submitted,

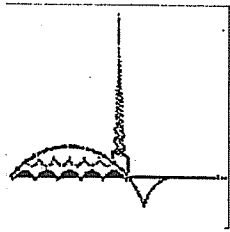
A handwritten signature in black ink, appearing to read "Roy Given".

Roy Given
Director of Finance

cc: Matthew Hymel, County Administrator
Marin County Treasury Oversight Committee

Requests for accommodations may be made by calling (415) 473-4381 (Voice/TTY), 711 for California Relay Service or by e-mail at disabilityaccess@marincounty.org. Copies of documents are available in alternative formats, upon request.

CA-4



TREASURER DIVISION - DEPARTMENT OF FINANCE
REPORT OF INVESTMENTS - OPERATING FUNDS
COUNTY OF MARIN, SCHOOLS & SPECIAL DISTRICTS

February 28, 2013

Page 1

INVESTMENT #	TYPE	FACE VALUE	STATED RATE	MATURITY DATE	PURCHASE DATE	BOOK VALUE	YTM 360 DAYS	YTM 365 DAYS	DESCRIPTION	MARKET VALUE
142	LA1	235,501.14	2.967	//	//	235,501.14	0.282	0.286	Local Agency Investment Fund	235,501.14
3490	LA2	0.00	5.170	//	//	0.00	0.000	0.001	MM-DREYFUS	0.00
9149	LA2	10,001,876.43	0.040	//	//	10,001,876.43	0.009	0.010	MM-FIDELITY Institutional Gov	10,001,876.43
4366	LA2	0.00	4.930	//	//	0.00	0.009	0.010	NATIONS Treasury Reserves	0.00
2246	LA2	10,098,502.23	4.760	//	//	10,098,502.23	0.009	0.010	MM-WELLS FARGO Institutional G	10,098,502.23
10226	FAD	7,000,000.00	0.125	03/01/2013	12/05/2012	6,997,909.72	0.125	0.126	Federal Home Loan Discount	7,000,000.00
10180	FAD	3,900,000.00	0.140	03/01/2013	10/23/2012	3,898,043.50	0.140	0.142	Fed Home Ln Mtg Corp Disc	3,900,000.00
10213	FAD	4,000,000.00	0.110	03/04/2013	11/27/2012	3,998,814.44	0.110	0.111	Federal Home Loan Discount	4,000,000.00
10181	FAD	3,000,000.00	0.140	03/04/2013	10/23/2012	2,998,460.00	0.140	0.142	Fed Home Ln Mtg Corp Disc	3,000,000.00
10227	FAD	5,250,000.00	0.120	03/04/2013	12/05/2012	5,248,442.50	0.120	0.121	Fed Home Ln Mtg Corp Disc	5,250,000.00
10191	FAD	3,800,000.00	0.140	03/05/2013	11/06/2012	3,798,241.44	0.140	0.142	Fed Home Ln Mtg Corp Disc	3,800,000.00
10214	FAD	4,500,000.00	0.110	03/06/2013	11/27/2012	4,498,638.75	0.110	0.111	Federal Home Loan Discount	4,499,955.00
10229	FAD	4,000,000.00	0.124	03/06/2013	12/05/2012	3,998,736.12	0.125	0.126	Federal Home Loan Discount	3,999,960.00
10238	FAD	10,000,000.00	0.115	03/06/2013	12/11/2012	9,997,284.72	0.115	0.116	Federal Home Loan Discount	9,999,900.00
10192	FAD	3,000,000.00	0.140	03/06/2013	11/06/2012	2,998,600.00	0.140	0.142	Fed Home Ln Mtg Corp Disc	2,999,970.00
10193	FAD	4,400,000.00	0.140	03/07/2013	11/07/2012	4,397,946.65	0.140	0.142	Fed Home Ln Mtg Corp Disc	4,399,956.00
10165	FAD	11,400,000.00	0.120	03/08/2013	10/09/2012	11,394,300.00	0.120	0.121	Federal Home Loan Discount	11,399,886.00
10236	FAD	6,800,000.00	0.125	03/08/2013	12/10/2012	6,797,922.22	0.125	0.126	Federal Home Loan Discount	6,799,932.00
10186	FAD	9,000,000.00	0.150	03/11/2013	10/29/2012	8,995,012.50	0.150	0.152	Federal Farm Credit Bank Disc	8,999,910.00
10235	FAD	12,400,000.00	0.110	03/11/2013	12/10/2012	12,396,552.11	0.110	0.111	Fed Home Ln Mtg Corp Disc	12,399,876.00
10237	FAD	10,000,000.00	0.118	03/11/2013	12/11/2012	9,997,050.00	0.118	0.119	Fed Home Ln Mtg Corp Disc	9,999,900.00
10199	FAD	5,000,000.00	0.135	03/12/2013	11/15/2012	4,997,806.25	0.135	0.136	Federal Home Loan Discount	4,999,900.00

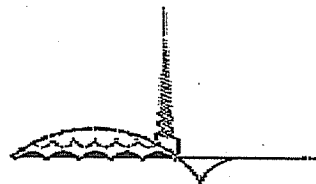
INVESTMENT #	TYPE	FACE VALUE	STATED RATE	MATURITY DATE	PURCHASE DATE	BOOK VALUE	YTM 360 DAYS	YTM 365 DAYS	DESCRIPTION	MARKET VALUE
10240	FAD	10,000,000.00	0.120	03/13/2013	12/12/2012	9,996,966.67	0.120	0.121	Federal Home Loan Discount	9,999,900.00
10242	FAD	11,225,000.00	0.120	03/13/2013	12/12/2012	11,221,595.08	0.120	0.121	Federal Home Loan Discount	11,224,887.75
10202	FAD	4,700,000.00	0.120	03/13/2013	11/16/2012	4,698,167.00	0.120	0.121	Fed Home Ln Mtg Corp Disc	4,699,953.00
10203	FAD	5,000,000.00	0.120	03/14/2013	11/19/2012	4,998,083.33	0.120	0.121	Fed Natl Mtg Assoc Disc	4,999,950.00
10219	FAD	2,000,000.00	0.125	03/15/2013	12/03/2012	1,999,291.67	0.125	0.126	Federal Home Loan Discount	1,999,960.00
10248	FAD	11,000,000.00	0.105	03/15/2013	12/14/2012	10,997,080.38	0.105	0.106	Federal Home Loan Discount	10,999,780.00
10252	FAD	5,000,000.00	0.090	03/15/2013	12/20/2012	4,998,937.50	0.090	0.091	Federal Home Loan Discount	4,999,900.00
10198	FAD	2,500,000.00	0.140	03/15/2013	11/14/2012	2,498,823.61	0.140	0.142	Fed Natl Mtg Assoc Disc	2,499,950.00
10206	FAD	3,000,000.00	0.130	03/15/2013	11/20/2012	2,998,754.17	0.130	0.131	Fed Natl Mtg Assoc Disc	2,999,940.00
10249	FAD	6,000,000.00	0.069	03/18/2013	12/17/2012	5,998,938.36	0.070	0.070	Fed Home Ln Mtg Corp Disc	5,999,880.00
10250	FAD	5,600,000.00	0.070	03/18/2013	12/18/2012	5,599,020.00	0.070	0.070	Fed Home Ln Mtg Corp Disc	5,599,888.00
10204	FAD	4,500,000.00	0.120	03/18/2013	11/19/2012	4,498,215.00	0.120	0.121	Fed Natl Mtg Assoc Disc	4,499,910.00
10207	FAD	5,000,000.00	0.130	03/19/2013	11/20/2012	4,997,851.39	0.130	0.131	Fed Natl Mtg Assoc Disc	4,999,900.00
10201	FAD	2,500,000.00	0.135	03/20/2013	11/16/2012	2,498,837.50	0.135	0.136	Federal Home Loan Discount	2,499,950.00
10220	FAD	2,500,000.00	0.125	03/20/2013	12/03/2012	2,499,071.18	0.125	0.126	Federal Home Loan Discount	2,499,950.00
10210	FAD	3,000,000.00	0.120	03/20/2013	11/26/2012	2,998,860.00	0.120	0.121	Fed Home Ln Mtg Corp Disc	2,999,940.00
10241	FAD	6,000,000.00	0.115	03/20/2013	12/12/2012	5,998,121.67	0.115	0.116	Fed Natl Mtg Assoc Disc	5,999,880.00
10211	FAD	6,000,000.00	0.120	03/21/2013	11/26/2012	5,997,700.00	0.120	0.121	Fed Home Ln Mtg Corp Disc	5,999,880.00
10239	FAD	9,200,000.00	0.100	03/21/2013	12/11/2012	9,197,444.44	0.100	0.101	Fed Home Ln Mtg Corp Disc	9,199,816.00
10189	FAD	4,000,000.00	0.140	03/22/2013	11/01/2012	3,997,806.67	0.140	0.142	Federal Home Loan Discount	3,999,920.00
10228	FAD	4,750,000.00	0.125	03/22/2013	12/05/2012	4,748,235.23	0.125	0.126	Federal Home Loan Discount	4,749,905.00
10216	FAD	8,300,000.00	0.120	03/22/2013	11/28/2012	8,296,846.00	0.120	0.121	Fed Home Ln Mtg Corp Disc	8,299,834.00
10188	FAD	3,800,000.00	0.130	03/22/2013	11/01/2012	3,798,065.17	0.130	0.131	Fed Natl Mtg Assoc Disc	3,799,924.00
10225	FAD	3,900,000.00	0.110	03/25/2013	12/04/2012	3,898,677.25	0.110	0.111	Federal Home Loan Discount	3,899,883.00
10187	FAD	7,500,000.00	0.145	03/25/2013	10/31/2012	7,495,619.79	0.145	0.147	Fed Home Ln Mtg Corp Disc	7,499,775.00
10209	FAD	5,500,000.00	0.130	03/26/2013	11/23/2012	5,497,557.08	0.130	0.131	Fed Home Ln Mtg Corp Disc	5,499,835.00
10208	FAD	15,000,000.00	0.135	03/27/2013	11/21/2012	14,992,912.50	0.135	0.136	Federal Home Loan Discount	14,999,550.00

INVESTMENT #	TYPE	FACE VALUE	STATED RATE	MATURITY DATE	PURCHASE DATE	BOOK VALUE	YTM 360 DAYS	YTM 365 DAYS	DESCRIPTION	MARKET VALUE
10200	FAD	5,400,000.00	0.000	03/27/2013	11/15/2012	5,397,425.98	0.130	0.131	Fed Home Ln Mtg Corp Disc	5,399,838.00
10190	FAD	6,500,000.00	0.150	03/28/2013	11/02/2012	6,496,045.83	0.150	0.152	Fed Home Ln Mtg Corp Disc	6,499,805.00
10196	FAD	9,500,000.00	0.150	03/28/2013	11/09/2012	9,494,497.92	0.150	0.152	Fed Home Ln Mtg Corp Disc	9,499,715.00
10194	FAD	8,300,000.00	0.150	03/28/2013	11/08/2012	8,295,158.33	0.150	0.152	Fed Natl Mtg Assoc Disc	8,299,751.00
10182	FAD	1,450,000.00	0.150	04/02/2013	10/24/2012	1,449,033.33	0.150	0.152	Federal Home Loan Discount	1,449,913.00
10176	FAD	13,400,000.00	0.160	04/12/2013	10/18/2012	13,389,518.22	0.160	0.162	Federal Home Loan Discount	13,398,928.00
10155	FAD	30,000,000.00	0.130	04/12/2013	09/26/2012	29,978,550.00	0.130	0.132	Fed Home Ln Mtg Corp Disc	29,997,600.00
10289	FAD	4,100,000.00	0.075	04/15/2013	02/04/2013	4,099,402.08	0.075	0.076	Federal Home Loan Discount	4,099,631.00
10184	FAD	12,000,000.00	0.155	04/15/2013	10/26/2012	11,991,165.00	0.155	0.157	Fed Home Ln Mtg Corp Disc	11,998,920.00
10197	FAD	17,600,000.00	0.140	04/15/2013	11/13/2012	17,589,528.00	0.140	0.142	Fed Natl Mtg Assoc Disc	17,598,416.00
10185	MC1	3,000,000.00	3.500	04/15/2013	10/24/2012	3,000,000.00	3.452	3.500	Ross Valley Sanitary District	3,000,000.00
10245	FAD	15,000,000.00	0.115	04/16/2013	12/14/2012	14,994,106.25	0.115	0.116	Fed Home Ln Mtg Corp Disc	14,998,650.00
10266	FAD	1,250,000.00	0.090	04/17/2013	01/03/2013	1,249,675.00	0.090	0.091	Federal Home Loan Discount	1,249,887.50
10244	FAD	2,000,000.00	0.120	04/18/2013	12/13/2012	1,999,160.00	0.120	0.121	Fed Natl Mtg Assoc Disc	1,999,820.00
10246	FAD	10,000,000.00	0.110	04/19/2013	12/13/2012	9,996,119.44	0.110	0.111	Fed Home Ln Mtg Corp Disc	9,999,000.00
10273	FAD	5,800,000.00	0.060	04/22/2013	01/10/2013	5,799,014.00	0.060	0.060	Fed Natl Mtg Assoc Disc	5,799,420.00
10264	FAD	2,610,000.00	0.090	04/23/2013	12/31/2012	2,609,262.68	0.090	0.091	Fed Home Ln Mtg Corp Disc	2,609,739.00
10267	FAD	3,250,000.00	0.090	04/24/2013	01/03/2013	3,249,098.13	0.090	0.091	Fed Home Ln Mtg Corp Disc	3,249,642.50
10268	FAD	4,000,000.00	0.080	04/25/2013	01/04/2013	3,999,013.33	0.080	0.081	Fed Home Ln Mtg Corp Disc	3,999,560.00
10269	FAD	4,000,000.00	0.080	04/26/2013	01/04/2013	3,999,004.44	0.080	0.081	Fed Home Ln Mtg Corp Disc	3,999,560.00
10270	FAD	4,125,000.00	0.095	04/29/2013	01/07/2013	4,123,780.83	0.095	0.096	Fed Home Ln Mtg Corp Disc	4,124,505.00
9909	FAC	5,000,000.00	0.200	04/30/2013	02/01/2012	5,000,000.00	0.197	0.200	Federal Home Loan Bank	5,000,400.00
10275	FAD	7,100,000.00	0.080	04/30/2013	01/14/2013	7,098,327.56	0.080	0.081	Fed Natl Mtg Assoc Disc	7,099,148.00
10280	FAD	5,000,000.00	0.090	05/01/2013	01/18/2013	4,998,712.50	0.090	0.091	Fed Natl Mtg Assoc Disc	4,999,150.00
10302	FAD	4,400,000.00	0.060	05/02/2013	02/22/2013	4,399,494.00	0.060	0.060	Federal Home Loan Discount	4,399,252.00
10272	FAD	8,200,000.00	0.080	05/03/2013	01/09/2013	8,197,922.67	0.080	0.081	Fed Natl Mtg Assoc Disc	8,198,524.00
10274	FAD	6,200,000.00	0.080	05/06/2013	01/11/2013	6,198,415.56	0.080	0.081	Fed Natl Mtg Assoc Disc	6,198,884.00

INVESTMENT #	TYPE	FACE VALUE	STATED RATE	MATURITY DATE	PURCHASE DATE	BOOK VALUE	YTM 360 DAYS	YTM 365 DAYS	DESCRIPTION	MARKET VALUE
10281	FAD	6,100,000.00	0.090	05/07/2013	01/18/2013	6,098,337.75	0.090	0.091	Fed Natl Mtg Assoc Disc	6,098,841.00
10291	FAD	8,000,000.00	0.085	05/08/2013	02/07/2013	7,998,300.00	0.085	0.086	Federal Home Loan Discount	7,998,480.00
10292	FAD	8,400,000.00	0.093	05/10/2013	02/08/2013	8,398,025.30	0.093	0.094	Federal Home Loan Discount	8,398,404.00
10290	FAD	5,300,000.00	0.085	05/14/2013	02/05/2013	5,298,773.64	0.085	0.086	Fed Home Ln Mtg Corp Disc	5,298,887.00
10298	FAD	5,500,000.00	0.125	05/15/2013	02/19/2013	5,498,376.74	0.125	0.126	Federal Home Loan Discount	5,498,845.00
10301	FAD	5,000,000.00	0.130	05/15/2013	02/21/2013	4,998,501.39	0.130	0.131	Federal Home Loan Discount	4,998,950.00
10303	FAD	3,500,000.00	0.140	05/17/2013	02/25/2013	3,498,897.50	0.140	0.141	Federal Home Loan Discount	3,499,265.00
10230	FAD	16,000,000.00	0.140	05/17/2013	12/06/2012	15,989,920.00	0.140	0.142	Fed Home Ln Mtg Corp Disc	15,996,640.00
10297	FAD	4,100,000.00	0.000	05/21/2013	02/15/2013	4,098,647.57	0.126	0.128	Fed Home Ln Mtg Corp Disc	4,099,057.00
10300	FAD	4,200,000.00	0.130	05/22/2013	02/20/2013	4,198,619.83	0.130	0.131	Fed Natl Mtg Assoc Disc	4,199,034.00
10296	FAD	3,600,000.00	0.100	05/23/2013	02/15/2013	3,599,030.00	0.100	0.101	Fed Natl Mtg Assoc Disc	3,599,172.00
10304	FAD	1,400,000.00	0.130	05/28/2013	02/26/2013	1,399,539.94	0.130	0.131	Fed Home Ln Mtg Corp Disc	1,399,664.00
10307	FAD	1,600,000.00	0.080	05/28/2013	02/28/2013	1,599,683.56	0.080	0.081	WELLS FARGO BANK	1,599,616.00
10288	FAD	4,800,000.00	0.085	05/29/2013	02/01/2013	4,798,674.00	0.085	0.086	Federal Home Loan Discount	4,798,800.00
10305	FAD	17,800,000.00	0.135	05/29/2013	02/27/2013	17,793,925.75	0.135	0.136	Fed Natl Mtg Assoc Disc	17,795,550.00
10295	FAD	6,500,000.00	0.090	05/30/2013	02/14/2013	6,498,293.75	0.090	0.091	Fed Home Ln Mtg Corp Disc	6,498,375.00
10278	FAD	6,320,000.00	0.100	05/31/2013	01/17/2013	6,317,647.56	0.100	0.101	Federal Home Loan Discount	6,318,420.00
10279	FAD	1,800,000.00	0.090	05/31/2013	01/17/2013	1,799,397.00	0.090	0.091	Fed Natl Mtg Assoc Disc	1,799,550.00
10283	FAD	7,400,000.00	0.090	05/31/2013	01/24/2013	7,397,650.50	0.090	0.091	Fed Natl Mtg Assoc Disc	7,398,150.00
10224	FAD	15,000,000.00	0.150	06/14/2013	12/04/2012	14,988,000.00	0.151	0.153	Fed Home Ln Mtg Corp Disc	14,994,750.00
10284	FAD	5,000,000.00	0.105	06/19/2013	01/25/2013	4,997,885.42	0.105	0.106	Federal Home Loan Discount	4,998,150.00
10285	FAD	4,900,000.00	0.090	06/24/2013	01/25/2013	4,898,162.50	0.090	0.091	Fed Natl Mtg Assoc Disc	4,898,138.00
10221	FAD	10,000,000.00	0.160	06/26/2013	12/04/2012	9,990,933.33	0.162	0.164	Fed Home Ln Mtg Corp Disc	9,996,100.00
10222	FAD	10,000,000.00	0.160	06/27/2013	12/04/2012	9,990,888.89	0.162	0.164	Fed Home Ln Mtg Corp Disc	9,996,100.00
10223	FAD	15,000,000.00	0.160	06/28/2013	12/04/2012	14,986,266.67	0.162	0.164	Fed Home Ln Mtg Corp Disc	14,994,000.00
10233	FAD	10,000,000.00	0.140	07/31/2013	12/07/2012	9,990,822.22	0.141	0.143	Fed Natl Mtg Assoc Disc	9,994,500.00
10232	FAD	11,000,000.00	0.150	08/30/2013	12/07/2012	10,987,808.33	0.152	0.154	Fed Natl Mtg Assoc Disc	10,992,190.00

INVESTMENT #	TYPE	FACE VALUE	STATED RATE	MATURITY DATE	PURCHASE DATE	BOOK VALUE	YTM 360 DAYS	YTM 365 DAYS	DESCRIPTION	MARKET VALUE
9299	FAC	5,000,000.00	1.125	09/17/2013	09/17/2010	4,997,500.00	1.126	1.142	Fed Natl Mtg Assoc	5,025,500.00
10231	FAD	20,000,000.00	0.150	09/30/2013	12/07/2012	19,975,250.00	0.152	0.154	Fed Natl Mtg Assoc Disc	19,983,400.00
10178	FAC	5,000,000.00	0.200	10/22/2013	10/22/2012	4,999,250.00	0.212	0.215	Federal Farm Credit Bank	5,000,000.00
10029	FAC	5,000,000.00	0.280	10/25/2013	04/27/2012	5,000,000.00	0.276	0.280	Federal Home Loan Bank	5,002,600.00
10243	FAC	5,000,000.00	0.190	12/13/2013	12/13/2012	4,999,500.00	0.197	0.200	Federal Farm Credit Bank	4,999,600.00
10251	FAC	5,000,000.00	0.190	12/19/2013	12/19/2012	4,999,870.00	0.189	0.192	Federal Farm Credit Bank	4,999,600.00
10253	MC1	197,000.00	3.500	12/19/2013	12/19/2012	197,000.00	3.452	3.500	Town of Ross	197,000.00
10277	FAC	5,000,000.00	0.250	07/16/2014	01/16/2013	4,999,000.00	0.259	0.263	Federal Home Loan Bank	5,000,450.00
10031	FAC	5,000,000.00	0.500	10/30/2014	04/30/2012	5,000,000.00	0.493	0.500	Fed Natl Mtg Assoc	5,001,200.00
10254	MC1	189,000.00	3.500	12/19/2014	12/19/2012	189,000.00	3.452	3.500	Town of Ross	189,000.00
10260	FAC	5,000,000.00	0.320	12/26/2014	12/26/2012	4,999,500.00	0.320	0.325	Federal Home Loan Bank	5,002,100.00
10085	FAC	5,000,000.00	0.500	01/09/2015	07/09/2012	4,999,250.00	0.499	0.506	Fed Natl Mtg Assoc	5,003,900.00
10276	FAC	5,000,000.00	0.375	01/15/2015	01/15/2013	5,000,000.00	0.369	0.375	Federal Home Loan Bank	5,000,250.00
10282	FAC	5,000,000.00	0.320	01/23/2015	01/23/2013	4,999,750.00	0.318	0.322	Federal Home Loan Bank	4,999,600.00
10294	FAC	5,000,000.00	0.375	02/13/2015	02/13/2013	5,000,000.00	0.369	0.375	Fed Home Ln Mtg Corp	5,001,450.00
10299	FAC	5,000,000.00	0.350	02/20/2015	02/20/2013	5,000,000.00	0.345	0.350	Federal Home Loan Bank	4,996,800.00
9966	FAC	5,000,000.00	0.700	03/26/2015	03/26/2012	5,000,000.00	0.690	0.700	Fed Natl Mtg Assoc	5,001,800.00
10005	FAC	15,000,000.00	0.710	04/15/2015	04/13/2012	15,000,000.00	0.700	0.709	Fed Natl Mtg Assoc	15,008,100.00
10013	FAC	5,000,000.00	0.750	04/17/2015	04/17/2012	5,000,000.00	0.739	0.750	Fed Natl Mtg Assoc	5,003,000.00
10070	FAC	5,000,000.00	0.500	06/12/2015	06/12/2012	5,000,000.00	0.982	0.995	Fed Natl Mtg Assoc	5,002,250.00
10259	FAC	5,000,000.00	0.400	06/24/2015	12/24/2012	5,000,000.00	0.394	0.400	Fed Natl Mtg Assoc	4,998,750.00
10286	FAC	5,000,000.00	0.400	07/30/2015	01/30/2013	4,999,500.00	0.398	0.404	Fed Natl Mtg Assoc	4,992,750.00
10205	FAC	5,000,000.00	0.525	11/20/2015	11/20/2012	5,000,000.00	0.517	0.525	Fed Home Ln Mtg Corp	5,002,600.00
10217	FAC	5,000,000.00	0.500	11/24/2015	11/30/2012	5,000,000.00	0.493	0.500	Fed Home Ln Mtg Corp	5,001,850.00
10255	MC1	184,000.00	3.500	12/19/2015	12/19/2012	184,000.00	3.452	3.500	Town of Ross	184,000.00
10293	FAC	5,000,000.00	0.550	02/12/2016	02/12/2013	4,998,500.00	0.552	0.560	Fed Natl Mtg Assoc	5,003,800.00
10306	FAC	5,000,000.00	0.650	03/28/2016	02/28/2013	5,000,000.00	0.641	0.649	Fed Natl Mtg Assoc	5,004,750.00

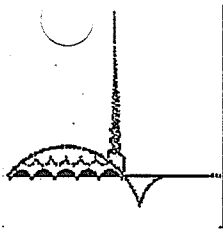
INVESTMENT #	TYPE	FACE VALUE	STATED RATE	MATURITY DATE	PURCHASE DATE	BOOK VALUE	YTM 360 DAYS	YTM 365 DAYS	DESCRIPTION	MARKET VALUE
10256	MC1	178,000.00	3.560	12/19/2016	12/19/2012	178,000.00	3.511	3.560	Town of Ross	178,000.00
10257	MC1	172,777.00	3.648	12/19/2017	12/19/2012	172,777.00	3.598	3.648	Town of Ross	172,777.00
		828,586,656.80				828,253,206.58				828,539,079.55
AMORTIZATION & ACCRETION OF PREMIUMS & DISCOUNTS						339.28			ACCRUED INTEREST DISCOUNT INVESTMENTS	
		828,586,656.80				828,253,545.86				828,539,079.55



TREASURER DIVISION - DEPARTMENT OF FINANCE
PORTFOLIO SUMMARY REPORT - OPERATING FUNDS
COUNTY OF MARIN, SCHOOLS & SPECIAL DISTRICTS
February 28, 2013

DESCRIPTION	ENDING BALANCE February 28, 2013	AVERAGE BALANCE February 28, 2013	WEIGHTED AVERAGE DAYS TO MATURITY	ANNUALIZED YIELD February 28, 2013	YIELD February 28, 2013
LOCAL AGENCY INVESTMENT FUNDS	\$235,501.14	\$235,501.14	1	0.286	0.286
MONEY MARKET FUNDS	\$20,100,378.66	\$19,778,950.09	1	0.010	0.010
FEDERAL AGENCY ISSUES - COUPON	\$129,991,620.00	\$128,387,714.79	661	0.502	0.495
FEDERAL AGENCY ISSUES - DISCOUNT	\$674,004,929.78	\$694,182,980.02	54	0.125	0.125
TREASURY SECURITIES - COUPON					
TREASURY SECURITIES - DISCOUNT					
MISC SECURITIES - COUPON	\$3,920,777.00	\$3,920,777.00	269	3.740	3.509
TOTALS & AVERAGES	\$828,253,206.58	\$846,505,923.04	149	0.196%	0.196%

The Local Agency Investment Funds is an open ended account and is not included in the total weighted days to maturity.



TREASURER DIVISION - DEPARTMENT OF FINANCE

REPORT OF INVESTMENTS - NON-OPERATING FUNDS

CHILDREN & FAMILIES COMMISSION

February 28, 2013


Page 1

INVESTMENT #	TYPE	FACE VALUE	MATURITY DATE	PURCHASE DATE	BOOK VALUE	YTM 360 DAYS	YTM 365 DAYS	DESCRIPTION	MARKET VALUE
101	LA2	97,816.24	//	//	97,816.24	0.282	0.286	LOCAL AGENCY INVESTMENT FUND	97,816.24
					97,816.24				97,816.24

Treasurer Division - Department of Finance
Portfolio Yield Report - Operating Funds
County of Marin, Schools & Special Districts
February 28, 2013

INVESTMENT HOLDINGS	BOOK VALUE	2/28/13
Local Agency Investment Funds	\$235,501.14	0.286%
Money Market Funds	\$20,100,378.66	0.010%
Federal Agency - Coupon	\$129,991,620.00	0.495%
Federal Agency - Discount	\$674,004,929.78	0.125%
Misc.- Coupon	\$3,920,777.00	3.509%
TOTAL	\$828,253,206.58	0.196%

PORTFOLIO ALLOCATION



TREASURER DIVISION - DEPARTMENT OF FINANCE

REPORT OF INVESTMENTS - NON-OPERATING FUNDS

SAN RAFAEL SCHOOLS

February 28, 2013

Page 1

INVESTMENT #	TYPE	FACE VALUE	MATURITY DATE	PURCHASE DATE	BOOK VALUE	YTM 360 DAYS	YTM 365 DAYS	DESCRIPTION	MARKET VALUE
687	LA1	0.00	//	//	0.00	5.181	5.253	LOCAL AGENCY INVESTMENT FUND	0.00
746	LA1	423,707.78	//	//	423,707.78	0.282	0.286	LOCAL AGENCY INVESTMENT FUND	423,707.78
		423,707.78			423,707.78				423,707.78
AMORTIZATION & ACCRETION OF PREMIUMS & DISCOUNTS					-0-				
		423,707.78			423,707.78				423,707.78