

DIVISION OF THE DEPARTMENT OF FINANCE
TREASURER

Excellent and responsive fiscal leadership.

Roy Given, CPA
DIRECTOR

February 15, 2022

Mina Martinovich, CPA
ASSISTANT DIRECTOR

Katie Rice, President
Board of Supervisors
County of Marin
3501 Civic Center Dr. #329
San Rafael, CA 94903

Mary Jane Burke
Superintendent of Schools
Marin County Office of Education
P.O. Box 4925
San Rafael, CA 94913

Marin County Schools,
Special Districts, and
MCERA

Karen Shaw
FINANCE DIVISION CHIEF

RE: MONTHLY REPORT OF COUNTY, SCHOOLS AND DISTRICT INVESTMENTS
as of December 31, 2021.

Marin County Civic Center
3501 Civic Center Drive
Suite 209
PO Box 4220
San Rafael, CA 94913-4220
415 473 6143 T
415 473 3741 F
CRS Dial 711
www.marincounty.org/treas

Dear Investment Fund Participants:

The attached Monthly Report of County, Schools and District investments is provided for your review.

* The investments were made pursuant to Government Code Sections 53601, 53635 and comply with the County Treasurer's Statement of Investment Policy. The investment policy provides for:

- Preservation of capital through high quality investments;
- Maintenance of sufficient liquidity to meet participant operating needs; and
- A rate of return consistent with the above objectives.

* Maturities are scheduled to meet participant expenditure requirements for the next six months.

* Attached spreadsheets identify investment type, issuer, maturity date, amount invested and fair market value for each security held. Fair market values were determined by Wells Fargo Institutional Trust Services on all securities except for investments in the Local Agency Investment Fund which was valued at face value by us. Adjustments have been made for premiums, discounts and accrued interest on discount securities to make the book value and fair market value more comparable.

I trust you find this report informative. Should you have any questions or need additional information, please do not hesitate to call me directly at 415.473.3736. You can also visit our website at: <https://www.marincounty.org/depts/df/divisions/treasurer>

Respectfully submitted,

Roy Given
Director of Finance

RG: bg
Attachments

cc: Matthew Hymel, County Administrator
Marin County Treasury Oversight Committee

CA-4

TREASURER DIVISION - DEPARTMENT OF FINANCE
REPORT OF INVESTMENTS - OPERATING FUNDS
COUNTY OF MARIN, SCHOOLS & SPECIAL DISTRICTS

December 31, 2021

Page 1

INVESTMENT #	TYPE	FACE VALUE	STATED RATE	MATURITY DATE	PURCHASE DATE	BOOK VALUE	YTM 360 DAYS	YTM 365 DAYS	DESCRIPTION	MARKET VALUE
142	LA1	255,877.56	2.967	//	07/01/2011	255,877.56	0.209	0.212	Local Agency Investment Fund	255,877.56
3490	LA2	0.00	5.170	//	07/01/2011	0.00	0.000	0.001	MM-DREYFUS	0.00
9149	LA2	30,188,418.91	0.040	//	07/01/2011	30,188,418.91	0.009	0.010	MM-FIDELITY Institutional Gov	30,188,418.91
4366	LA2	0.00	4.930	//	07/01/2011	0.00	0.009	0.010	NATIONS Treasury Reserves	0.00
2246	LA2	18,792,557.65	4.760	//	07/01/2011	18,792,557.65	0.009	0.010	MM-WELLS FARGO Institutional G	18,792,557.65
13069	FAD	3,000,000.00	0.040	01/03/2022	02/02/2021	2,998,883.33	0.040	0.041	Federal Home Loan Discount	3,000,000.00
13070	FAD	3,000,000.00	0.040	01/04/2022	02/02/2021	2,998,880.00	0.040	0.041	Federal Home Loan Discount	3,000,000.00
13087	FAD	3,000,000.00	0.020	01/05/2022	03/03/2021	2,999,486.67	0.020	0.020	Federal Home Loan Discount	3,000,000.00
13088	FAD	3,000,000.00	0.020	01/06/2022	03/03/2021	2,999,485.00	0.020	0.020	Federal Home Loan Discount	3,000,000.00
13076	FAD	13,000,000.00	0.020	01/07/2022	02/16/2021	12,997,652.78	0.020	0.020	Federal Home Loan Discount	13,000,000.00
13089	FAD	5,500,000.00	0.020	01/10/2022	03/04/2021	5,499,046.67	0.020	0.020	Federal Home Loan Discount	5,500,000.00
13171	FAD	3,000,000.00	0.030	01/11/2022	07/01/2021	2,999,515.00	0.030	0.031	Federal Home Loan Discount	3,000,000.00
13172	FAD	3,000,000.00	0.030	01/12/2022	07/01/2021	2,999,512.50	0.030	0.031	Federal Home Loan Discount	3,000,000.00
13173	FAD	5,000,000.00	0.030	01/13/2022	07/01/2021	4,999,183.33	0.030	0.031	Federal Home Loan Discount	5,000,000.00
13174	FAD	3,000,000.00	0.030	01/14/2022	07/01/2021	2,999,507.50	0.030	0.031	Federal Home Loan Discount	3,000,000.00
13165	FAD	3,000,000.00	0.030	01/18/2022	06/25/2021	2,999,482.50	0.030	0.030	Federal Home Loan Discount	3,000,000.00
13166	FAD	3,000,000.00	0.030	01/19/2022	06/25/2021	2,999,480.00	0.030	0.030	Federal Home Loan Discount	3,000,000.00
13167	FAD	3,000,000.00	0.030	01/20/2022	06/25/2021	2,999,477.50	0.030	0.030	Federal Home Loan Discount	3,000,000.00
13168	FAD	9,000,000.00	0.030	01/21/2022	06/25/2021	8,998,425.00	0.030	0.030	Federal Home Loan Discount	9,000,000.00
13175	FAD	5,000,000.00	0.030	01/24/2022	07/20/2021	4,999,216.67	0.030	0.031	Federal Home Loan Discount	4,999,950.00
13176	FAD	3,000,000.00	0.030	01/25/2022	07/20/2021	2,999,527.50	0.030	0.031	Federal Home Loan Discount	2,999,970.00
13084	FAD	3,000,000.00	0.020	01/26/2022	03/01/2021	2,999,448.33	0.020	0.020	Federal Home Loan Discount	2,999,970.00

INVESTMENT #	TYPE	FACE VALUE	STATED RATE	MATURITY DATE	PURCHASE DATE	BOOK VALUE	YTM 360 DAYS	YTM 365 DAYS	DESCRIPTION	MARKET VALUE
13085	FAD	3,000,000.00	0.020	01/27/2022	03/01/2021	2,999,446.67	0.020	0.020	Federal Home Loan Discount	2,999,970.00
13178	FAC	5,000,000.00	0.050	01/28/2022	07/29/2021	5,000,000.00	0.050	0.050	Federal Home Loan Bank	4,999,150.00
13092	FAD	28,000,000.00	0.020	01/28/2022	03/15/2021	27,995,037.78	0.020	0.020	Federal Home Loan Discount	27,999,720.00
13082	FAD	20,000,000.00	0.020	01/31/2022	02/26/2021	19,996,233.33	0.020	0.020	Federal Home Loan Discount	19,999,800.00
13086	FAD	7,000,000.00	0.020	02/01/2022	03/01/2021	6,998,689.44	0.020	0.020	Federal Home Loan Discount	6,999,860.00
12041	MC1	100,000.00	3.560	02/01/2022	02/13/2018	100,117.04	3.507	3.555	MARIN COUNTY	100,117.04
13072	FAD	3,000,000.00	0.055	02/03/2022	02/08/2021	2,998,350.00	0.055	0.056	Federal Home Loan Discount	2,999,940.00
13071	FAD	13,000,000.00	0.055	02/04/2022	02/08/2021	12,992,830.14	0.055	0.056	Federal Home Loan Discount	12,999,740.00
13075	FAD	7,000,000.00	0.060	02/07/2022	02/11/2021	6,995,788.33	0.060	0.061	Federal Home Loan Discount	6,999,860.00
13078	FAD	3,000,000.00	0.060	02/08/2022	02/17/2021	2,998,220.00	0.060	0.061	Federal Home Loan Discount	2,999,940.00
13073	FAC	5,000,000.00	0.070	02/09/2022	02/09/2021	4,999,445.00	0.079	0.081	Federal Farm Credit Bank	4,999,600.00
13079	FAD	3,000,000.00	0.060	02/10/2022	02/17/2021	2,998,210.00	0.060	0.061	Federal Home Loan Discount	2,999,940.00
13227	FAD	5,000,000.00	0.040	02/10/2022	10/15/2021	4,999,344.44	0.040	0.040	Federal Home Loan Discount	4,999,900.00
13080	FAD	4,551,000.00	0.060	02/11/2022	02/17/2021	4,548,276.99	0.060	0.061	Federal Home Loan Discount	4,550,908.98
13179	FAD	3,000,000.00	0.040	02/14/2022	08/02/2021	2,999,346.67	0.040	0.041	Federal Home Loan Discount	2,999,940.00
13180	FAD	3,000,000.00	0.040	02/15/2022	08/02/2021	2,999,343.33	0.040	0.041	Federal Home Loan Discount	2,999,940.00
13142	FAD	5,000,000.00	0.050	02/16/2022	05/11/2021	4,998,048.61	0.050	0.051	Federal Farm Credit Bank Disc	4,999,900.00
13181	FAD	3,000,000.00	0.040	02/17/2022	08/02/2021	2,999,336.67	0.040	0.041	Federal Home Loan Discount	2,999,940.00
13199	FAD	10,000,000.00	0.045	02/18/2022	09/01/2021	9,997,875.00	0.045	0.045	Federal Home Loan Discount	9,999,700.00
13081	FAC	10,000,000.00	0.100	02/22/2022	02/22/2021	10,000,000.00	0.098	0.100	Fed Agric Mrg Corp (FarmerMac)	9,997,300.00
13198	FAD	3,000,000.00	0.045	02/23/2022	09/01/2021	2,999,343.75	0.045	0.045	Federal Home Loan Discount	2,999,910.00
13197	FAD	3,000,000.00	0.045	02/24/2022	09/01/2021	2,999,340.00	0.045	0.045	Federal Home Loan Discount	2,999,910.00
13132	FAD	5,000,000.00	0.060	02/25/2022	04/26/2021	4,997,458.33	0.060	0.061	Federal Farm Credit Bank Disc	4,999,850.00
13102	FAD	20,000,000.00	0.010	02/28/2022	03/30/2021	19,998,138.89	0.010	0.010	Federal Home Loan Discount	19,999,400.00
11738	RRP	177,905.05	4.500	02/28/2022	03/01/2017	177,905.05	4.438	4.500	MARIN COUNTY	177,905.05
13161	FAD	7,000,000.00	0.060	03/01/2022	06/22/2021	6,997,060.00	0.060	0.061	Federal Farm Credit Bank Disc	6,999,440.00
13112	FAD	10,000,000.00	0.060	03/02/2022	04/08/2021	9,994,533.33	0.060	0.061	Federal Farm Credit Bank Disc	9,999,200.00

INVESTMENT #	TYPE	FACE VALUE	STATED RATE	MATURITY DATE	PURCHASE DATE	BOOK VALUE	YTM 360 DAYS	YTM 365 DAYS	DESCRIPTION	MARKET VALUE
13193	FAD	3,000,000.00	0.020	03/03/2022	08/31/2021	2,999,693.33	0.020	0.020	Federal Home Loan Discount	2,999,760.00
13194	FAD	15,000,000.00	0.020	03/04/2022	08/31/2021	14,998,458.33	0.020	0.020	Federal Home Loan Discount	14,998,800.00
13213	FAD	5,000,000.00	0.040	03/07/2022	09/28/2021	4,999,111.11	0.040	0.040	Federal Farm Credit Bank Disc	4,999,550.00
13216	FAD	3,000,000.00	0.040	03/08/2022	10/06/2021	2,999,490.00	0.040	0.040	Federal Home Loan Discount	2,999,730.00
13217	FAD	3,000,000.00	0.040	03/09/2022	10/06/2021	2,999,486.67	0.040	0.040	Federal Home Loan Discount	2,999,730.00
13218	FAD	5,000,000.00	0.040	03/10/2022	10/06/2021	4,999,138.89	0.040	0.040	Federal Home Loan Discount	4,999,550.00
13135	FAD	5,000,000.00	0.060	03/11/2022	04/27/2021	4,997,350.00	0.060	0.061	Federal Farm Credit Bank Disc	4,999,550.00
13195	FAD	3,000,000.00	0.020	03/14/2022	08/31/2021	2,999,675.00	0.020	0.020	Federal Home Loan Discount	2,999,700.00
13150	FAD	5,000,000.00	0.030	03/15/2022	06/02/2021	4,998,808.33	0.030	0.030	Fed Agric Mtg Corp Discount	4,999,500.00
13093	FAC	5,000,000.00	0.080	03/16/2022	03/16/2021	4,999,750.00	0.083	0.085	Federal Farm Credit Bank	4,999,250.00
13095	FAD	10,000,000.00	0.070	03/17/2022	03/18/2021	9,992,922.22	0.071	0.071	Federal Home Loan Discount	9,999,000.00
12770	FAC	5,000,000.00	0.625	03/18/2022	03/18/2020	5,000,000.00	0.616	0.625	Federal Farm Credit Bank	5,005,550.00
13130	FAD	10,000,000.00	0.070	03/21/2022	04/21/2021	9,993,505.56	0.071	0.072	Federal Farm Credit Bank Disc	9,998,900.00
13192	FAD	21,000,000.00	0.020	03/31/2022	08/30/2021	20,997,515.00	0.020	0.020	Federal Home Loan Discount	20,997,480.00
13214	FAD	18,000,000.00	0.020	04/01/2022	09/30/2021	17,998,170.00	0.020	0.020	Federal Home Loan Discount	17,996,040.00
13119	FAD	5,000,000.00	0.060	04/11/2022	04/13/2021	4,996,975.00	0.060	0.061	Fed Agric Mtg Corp Discount	4,998,800.00
13124	FAD	10,000,000.00	0.055	04/14/2022	04/16/2021	9,994,454.17	0.055	0.056	Federal Home Loan Discount	9,997,500.00
13125	FAD	20,000,000.00	0.055	04/14/2022	04/16/2021	19,988,908.33	0.055	0.056	Federal Home Loan Discount	19,995,000.00
13225	TRD	70,000,000.00	0.040	04/14/2022	10/14/2021	69,985,844.44	0.040	0.041	T BILL	69,985,300.00
13231	FAD	12,000,000.00	0.030	04/18/2022	10/19/2021	11,998,190.00	0.030	0.030	Federal Home Loan Discount	11,996,880.00
13202	FAD	5,000,000.00	0.050	04/19/2022	09/10/2021	4,998,465.28	0.050	0.051	Federal Farm Credit Bank Disc	4,998,700.00
13236	FAD	10,000,000.00	0.030	04/20/2022	10/22/2021	9,998,500.00	0.030	0.030	Federal Home Loan Discount	9,997,300.00
13240	FAD	3,000,000.00	0.030	04/21/2022	10/26/2021	2,999,557.50	0.030	0.030	Federal Home Loan Discount	2,999,190.00
13238	FAD	10,000,000.00	0.056	04/22/2022	10/22/2021	9,997,168.89	0.056	0.056	Federal Home Loan Discount	9,997,300.00
13228	FAD	3,000,000.00	0.030	04/25/2022	10/18/2021	2,999,527.50	0.030	0.030	Federal Home Loan Discount	2,999,160.00
13229	FAD	3,000,000.00	0.030	04/26/2022	10/18/2021	2,999,525.00	0.030	0.030	Federal Home Loan Discount	2,999,160.00
13134	FAC	5,000,000.00	0.060	04/27/2022	04/27/2021	5,000,000.00	0.059	0.060	Federal Farm Credit Bank	4,998,700.00

INVESTMENT #	TYPE	FACE VALUE	STATED RATE	MATURITY DATE	PURCHASE DATE	BOOK VALUE	YTM 360 DAYS	YTM 365 DAYS	DESCRIPTION	MARKET VALUE
13235	FAD	5,000,000.00	0.050	04/28/2022	10/21/2021	4,998,687.50	0.050	0.051	Federal Farm Credit Bank Disc	4,998,550.00
13244	FAD	23,000,000.00	0.045	04/29/2022	10/27/2021	22,994,710.00	0.045	0.046	Federal Home Loan Discount	22,993,330.00
13222	FAD	5,000,000.00	0.060	05/02/2022	10/08/2021	4,998,283.33	0.060	0.061	Federal Farm Credit Bank Disc	4,997,700.00
13241	FAD	3,000,000.00	0.030	05/03/2022	10/26/2021	2,999,527.50	0.030	0.030	Federal Home Loan Discount	2,998,590.00
13242	FAD	6,000,000.00	0.030	05/04/2022	10/26/2021	5,999,050.00	0.030	0.030	Federal Home Loan Discount	5,997,180.00
13250	FAD	3,000,000.00	0.030	05/05/2022	11/02/2021	2,999,540.00	0.030	0.030	Federal Home Loan Discount	2,998,590.00
13237	FAD	7,000,000.00	0.030	05/06/2022	10/22/2021	6,998,856.67	0.030	0.030	Federal Home Loan Discount	6,996,640.00
13251	FAD	3,000,000.00	0.030	05/09/2022	11/02/2021	2,999,530.00	0.030	0.030	Federal Home Loan Discount	2,998,530.00
13252	FAD	3,000,000.00	0.030	05/10/2022	11/02/2021	2,999,527.50	0.030	0.030	Federal Home Loan Discount	2,998,530.00
13266	FAD	3,000,000.00	0.035	05/11/2022	11/17/2021	2,999,489.58	0.035	0.035	Federal Home Loan Discount	2,998,500.00
13145	FAD	5,000,000.00	0.040	05/12/2022	05/26/2021	4,998,050.00	0.040	0.041	Federal Farm Credit Bank Disc	4,997,500.00
13246	FAD	10,000,000.00	0.030	05/13/2022	10/29/2021	9,998,366.67	0.030	0.030	Federal Home Loan Discount	9,995,000.00
13247	TRC	6,000,000.00	2.125	05/15/2022	10/29/2021	6,067,968.75	0.049	0.050	TREASURY NOTE	6,043,380.00
13317	FAD	3,000,000.00	0.055	05/17/2022	12/10/2021	2,999,275.83	0.055	0.055	Federal Home Loan Discount	2,998,440.00
13209	FAD	5,000,000.00	0.050	05/18/2022	09/21/2021	4,998,340.28	0.050	0.051	Federal Farm Credit Bank Disc	4,997,400.00
13144	FAD	5,000,000.00	0.040	05/19/2022	05/25/2021	4,998,005.56	0.040	0.041	Federal Farm Credit Bank Disc	4,997,350.00
13248	FAD	5,000,000.00	0.070	05/20/2022	11/01/2021	4,998,055.56	0.070	0.071	Federal Farm Credit Bank Disc	4,997,350.00
13318	FAD	3,000,000.00	0.055	05/23/2022	12/10/2021	2,999,248.33	0.055	0.055	Federal Home Loan Discount	2,998,380.00
13319	FAD	3,000,000.00	0.055	05/24/2022	12/10/2021	2,999,243.75	0.055	0.055	Federal Home Loan Discount	2,998,350.00
13147	FAD	5,000,000.00	0.040	05/25/2022	05/28/2021	4,997,988.89	0.040	0.041	Federal Farm Credit Bank Disc	4,997,250.00
13324	TRD	3,000,000.00	0.070	05/26/2022	12/10/2021	2,999,025.83	0.070	0.071	T BILL	2,998,890.00
13148	FAD	10,000,000.00	0.045	05/27/2022	06/01/2021	9,995,500.00	0.045	0.046	Federal Home Loan Discount	9,994,400.00
13315	FAD	25,000,000.00	0.040	05/31/2022	12/09/2021	24,995,194.44	0.040	0.040	Federal Home Loan Discount	24,985,750.00
13258	FAD	7,000,000.00	0.035	06/01/2022	11/09/2021	6,998,611.67	0.035	0.035	Federal Home Loan Discount	6,994,540.00
13325	TRD	3,000,000.00	0.080	06/02/2022	12/10/2021	2,998,840.00	0.081	0.082	T BILL	2,998,680.00
13259	FAD	7,000,000.00	0.035	06/03/2022	11/09/2021	6,998,598.06	0.035	0.035	Federal Home Loan Discount	6,994,400.00
13224	FAD	5,000,000.00	0.060	06/06/2022	10/12/2021	4,998,025.00	0.060	0.061	Federal Farm Credit Bank Disc	4,995,950.00

INVESTMENT #	TYPE	FACE VALUE	STATED RATE	MATURITY DATE	PURCHASE DATE	BOOK VALUE	YTM 360 DAYS	YTM 365 DAYS	DESCRIPTION	MARKET VALUE
13320	FAD	3,000,000.00	0.055	06/07/2022	12/10/2021	2,999,179.58	0.055	0.055	Federal Home Loan Discount	2,997,540.00
13308	FAD	4,000,000.00	0.100	06/08/2022	12/08/2021	3,997,977.78	0.100	0.101	Federal Home Loan Discount	3,996,720.00
13154	FAC	5,000,000.00	0.060	06/09/2022	06/09/2021	5,000,000.00	0.059	0.060	Federal Farm Credit Bank	4,998,550.00
13156	FAD	10,000,000.00	0.050	06/10/2022	06/14/2021	9,994,986.11	0.050	0.051	Federal Home Loan Discount	9,991,700.00
13155	FAD	5,000,000.00	0.050	06/13/2022	06/14/2021	4,997,472.22	0.050	0.051	Federal Home Loan Discount	4,995,750.00
13163	FAD	3,000,000.00	0.065	06/14/2022	06/24/2021	2,998,077.08	0.065	0.066	Federal Home Loan Discount	2,997,450.00
13158	FAD	3,000,000.00	0.050	06/15/2022	06/16/2021	2,998,483.33	0.050	0.051	Federal Home Loan Discount	2,997,420.00
13159	FAD	3,000,000.00	0.050	06/16/2022	06/16/2021	2,998,479.17	0.050	0.051	Federal Home Loan Discount	2,997,420.00
13160	FAD	12,000,000.00	0.055	06/17/2022	06/18/2021	11,993,326.67	0.055	0.056	Federal Home Loan Discount	11,989,560.00
13164	FAD	3,000,000.00	0.065	06/21/2022	06/24/2021	2,998,039.17	0.065	0.066	Federal Home Loan Discount	2,997,330.00
13321	FAD	3,000,000.00	0.055	06/22/2022	12/10/2021	2,999,110.83	0.055	0.056	Federal Home Loan Discount	2,997,300.00
13206	FAD	5,000,000.00	0.060	06/23/2022	09/16/2021	4,997,666.67	0.060	0.061	Federal Farm Credit Bank Disc	4,995,500.00
13210	FAC	10,000,000.00	0.050	06/24/2022	09/24/2021	9,999,950.00	0.049	0.050	Federal Farm Credit Bank	9,996,800.00
13249	FAD	5,000,000.00	0.080	06/27/2022	11/01/2021	4,997,355.56	0.080	0.081	Federal Farm Credit Bank Disc	4,995,400.00
13169	FAC	15,000,000.00	0.080	06/28/2022	06/28/2021	14,998,500.00	0.088	0.090	Federal Farm Credit Bank	14,997,300.00
13074	FAC	10,000,000.00	0.100	06/29/2022	02/10/2021	10,000,000.00	0.098	0.100	Fed Agric Mrg Corp (FarmerMac)	9,993,700.00
13260	FAD	10,000,000.00	0.035	06/30/2022	11/10/2021	9,997,744.44	0.035	0.035	Federal Home Loan Discount	9,990,600.00
13309	FAD	7,000,000.00	0.030	07/01/2022	12/08/2021	6,998,804.17	0.030	0.030	Federal Home Loan Discount	6,992,370.00
13287	FAD	5,000,000.00	0.100	07/05/2022	11/24/2021	4,996,902.78	0.100	0.102	Federal Home Loan Discount	4,994,450.00
13310	FAD	6,000,000.00	0.030	07/05/2022	12/08/2021	5,998,955.00	0.030	0.030	Federal Home Loan Discount	5,993,340.00
13312	FAD	9,000,000.00	0.080	07/06/2022	12/08/2021	8,995,800.00	0.080	0.082	Federal Home Loan Discount	8,989,920.00
13322	FAD	3,000,000.00	0.080	07/07/2022	12/10/2021	2,998,606.67	0.080	0.082	Federal Home Loan Discount	2,996,640.00
13256	FAD	12,000,000.00	0.035	07/08/2022	11/08/2021	11,997,176.67	0.035	0.035	Federal Home Loan Discount	11,986,440.00
13326	FAD	3,000,000.00	0.080	07/11/2022	12/13/2021	2,998,600.00	0.080	0.082	Federal Home Loan Discount	2,996,550.00
13327	FAD	3,000,000.00	0.080	07/12/2022	12/13/2021	2,998,593.33	0.080	0.082	Federal Home Loan Discount	2,996,550.00
13328	FAD	5,000,000.00	0.080	07/13/2022	12/13/2021	4,997,644.44	0.080	0.082	Federal Home Loan Discount	4,994,200.00
13307	TRD	4,000,000.00	0.110	07/14/2022	12/08/2021	3,997,335.56	0.111	0.113	T BILL	3,996,160.00

INVESTMENT #	TYPE	FACE VALUE	STATED RATE	MATURITY DATE	PURCHASE DATE	BOOK VALUE	YTM 360 DAYS	YTM 365 DAYS	DESCRIPTION	MARKET VALUE
13323	FAD	6,000,000.00	0.080	07/15/2022	12/10/2021	5,997,106.67	0.080	0.082	Federal Home Loan Discount	5,992,980.00
13343	FAD	4,000,000.00	0.070	07/18/2022	12/23/2021	3,998,390.00	0.070	0.071	Federal Home Loan Discount	3,995,240.00
13143	FAC	5,000,000.00	0.070	07/19/2022	05/18/2021	5,000,000.00	0.069	0.070	Federal Farm Credit Bank	4,998,750.00
13311	FAD	3,000,000.00	0.030	07/20/2022	12/08/2021	2,999,440.00	0.030	0.030	Federal Home Loan Discount	2,996,400.00
13304	FAD	3,000,000.00	0.030	07/21/2022	12/03/2021	2,999,425.00	0.030	0.030	Federal Home Loan Discount	2,996,370.00
13303	FAD	10,000,000.00	0.030	07/22/2022	12/03/2021	9,998,075.00	0.030	0.030	Federal Home Loan Discount	9,987,900.00
13211	FAD	8,000,000.00	0.060	07/25/2022	09/24/2021	7,995,946.67	0.060	0.061	Federal Farm Credit Bank Disc	7,990,160.00
13262	FAD	5,000,000.00	0.090	07/26/2022	11/15/2021	4,996,837.50	0.090	0.092	Federal Farm Credit Bank Disc	4,993,850.00
13306	FAD	27,000,000.00	0.040	07/27/2022	12/07/2021	26,993,040.00	0.040	0.041	Federal Home Loan Discount	26,966,520.00
13340	FAD	3,000,000.00	0.080	07/28/2022	12/16/2021	2,998,506.67	0.081	0.082	Federal Home Loan Discount	2,996,250.00
13245	FAC	10,000,000.00	0.080	07/29/2022	10/29/2021	10,000,000.00	0.078	0.080	Federal Farm Credit Bank	9,998,300.00
13184	FAD	5,000,000.00	0.065	08/01/2022	08/04/2021	4,996,731.94	0.065	0.066	Federal Home Loan Discount	4,993,050.00
13182	FAD	5,000,000.00	0.065	08/02/2022	08/04/2021	4,996,722.92	0.065	0.066	Federal Home Loan Discount	4,993,050.00
13183	FAD	5,000,000.00	0.065	08/03/2022	08/04/2021	4,996,713.89	0.065	0.066	Federal Home Loan Discount	4,993,000.00
13141	FAC	5,000,000.00	0.080	08/04/2022	05/04/2021	5,000,000.00	0.078	0.080	Federal Farm Credit Bank	4,999,200.00
13339	FAD	13,000,000.00	0.080	08/05/2022	12/16/2021	12,993,297.78	0.081	0.082	Federal Home Loan Discount	12,981,670.00
13344	FAD	4,000,000.00	0.070	08/08/2022	12/23/2021	3,998,226.67	0.070	0.071	Federal Home Loan Discount	3,994,280.00
13345	FAD	3,000,000.00	0.070	08/09/2022	12/23/2021	2,998,664.17	0.070	0.071	Federal Home Loan Discount	2,995,680.00
13185	FAC	5,000,000.00	0.070	08/10/2022	08/10/2021	5,000,000.00	0.069	0.070	Federal Farm Credit Bank	4,998,850.00
13243	TRD	5,000,000.00	0.085	08/11/2022	10/27/2021	4,996,600.00	0.086	0.087	T BILL	4,993,950.00
13351	FAD	3,000,000.00	0.070	08/12/2022	12/30/2021	2,998,687.50	0.070	0.071	Federal Home Loan Discount	2,995,620.00
13350	FAD	3,000,000.00	0.070	08/15/2022	12/30/2021	2,998,670.00	0.070	0.071	Federal Home Loan Discount	2,995,560.00
13352	FAD	3,000,000.00	0.070	08/16/2022	12/30/2021	2,998,664.17	0.070	0.071	Federal Home Loan Discount	2,995,560.00
13353	FAD	3,000,000.00	0.070	08/17/2022	12/30/2021	2,998,658.33	0.070	0.071	Federal Home Loan Discount	2,995,530.00
13233	FAD	5,000,000.00	0.090	08/18/2022	10/19/2021	4,996,212.50	0.091	0.092	Federal Farm Credit Bank Disc	4,992,500.00
13186	FAC	5,000,000.00	0.070	08/19/2022	08/19/2021	4,999,950.00	0.070	0.071	Federal Home Loan Bank	4,994,800.00
13189	FAC	5,000,000.00	0.070	08/25/2022	08/25/2021	5,000,000.00	0.069	0.070	Federal Farm Credit Bank	4,998,700.00

INVESTMENT #	TYPE	FACE VALUE	STATED RATE	MATURITY DATE	PURCHASE DATE	BOOK VALUE	YTM 360 DAYS	YTM 365 DAYS	DESCRIPTION	MARKET VALUE
13354	FAD	3,000,000.00	0.070	08/30/2022	12/30/2021	2,998,582.50	0.070	0.071	Federal Home Loan Discount	2,995,290.00
13305	FAD	22,000,000.00	0.030	08/31/2022	12/07/2021	21,995,105.00	0.030	0.030	Federal Home Loan Discount	21,965,240.00
13200	FAD	10,000,000.00	0.065	09/01/2022	09/07/2021	9,993,518.06	0.065	0.066	Federal Home Loan Discount	9,982,100.00
13201	FAD	5,000,000.00	0.065	09/02/2022	09/07/2021	4,996,750.00	0.065	0.066	Federal Home Loan Discount	4,991,050.00
13220	FAD	10,000,000.00	0.020	09/02/2022	10/08/2021	9,998,172.22	0.020	0.020	Federal Home Loan Discount	9,982,100.00
13263	FAD	5,000,000.00	0.060	09/06/2022	11/16/2021	4,997,550.00	0.060	0.061	Federal Home Loan Discount	4,990,900.00
13264	FAD	3,000,000.00	0.060	09/07/2022	11/16/2021	2,998,525.00	0.060	0.061	Federal Home Loan Discount	2,994,510.00
13265	FAD	3,000,000.00	0.060	09/08/2022	11/16/2021	2,998,520.00	0.060	0.061	Federal Home Loan Discount	2,994,480.00
13267	FAD	5,000,000.00	0.060	09/09/2022	11/17/2021	4,997,533.33	0.060	0.061	Federal Home Loan Discount	4,990,800.00
13268	FAD	3,000,000.00	0.060	09/12/2022	11/17/2021	2,998,505.00	0.060	0.061	Federal Home Loan Discount	2,994,390.00
13253	FAD	4,000,000.00	0.130	09/13/2022	11/03/2021	3,995,464.44	0.131	0.133	Federal Farm Credit Bank Disc	3,992,520.00
13269	FAD	5,000,000.00	0.060	09/14/2022	11/17/2021	4,997,491.67	0.060	0.061	Federal Home Loan Discount	4,990,600.00
13149	FAC	5,000,000.00	0.080	09/15/2022	06/01/2021	5,000,000.00	0.078	0.080	Federal Farm Credit Bank	4,998,850.00
11878	MC1	40,000.00	3.648	09/15/2022	09/15/2017	40,000.00	3.598	3.648	MARIN COUNTY	40,000.00
13094	FAC	5,000,000.00	0.125	09/16/2022	03/16/2021	5,000,000.00	0.123	0.125	Federal Farm Credit Bank	5,000,400.00
13157	FAC	5,000,000.00	0.080	09/16/2022	06/16/2021	5,000,000.00	0.078	0.080	Federal Farm Credit Bank	4,998,800.00
13207	FAD	5,000,000.00	0.070	09/16/2022	09/20/2021	4,996,490.28	0.071	0.071	Federal Home Loan Discount	4,990,500.00
13230	FAD	5,000,000.00	0.100	09/19/2022	10/18/2021	4,995,333.33	0.101	0.102	Federal Farm Credit Bank Disc	4,990,400.00
13272	FAD	3,000,000.00	0.060	09/20/2022	11/19/2021	2,998,475.00	0.060	0.061	Federal Home Loan Discount	2,994,240.00
13208	FAC	5,000,000.00	0.070	09/21/2022	09/21/2021	5,000,000.00	0.069	0.070	Federal Farm Credit Bank	4,998,400.00
13226	FAD	5,000,000.00	0.090	09/22/2022	10/14/2021	4,995,712.50	0.091	0.092	Federal Farm Credit Bank Disc	4,990,300.00
13273	FAD	3,000,000.00	0.060	09/23/2022	11/19/2021	2,998,460.00	0.060	0.061	Federal Home Loan Discount	2,994,150.00
13274	FAD	3,000,000.00	0.060	09/26/2022	11/19/2021	2,998,445.00	0.060	0.061	Federal Home Loan Discount	2,994,090.00
13275	FAD	3,000,000.00	0.060	09/27/2022	11/19/2021	2,998,440.00	0.060	0.061	Federal Home Loan Discount	2,994,060.00
13276	FAD	3,000,000.00	0.060	09/28/2022	11/19/2021	2,998,435.00	0.060	0.061	Federal Home Loan Discount	2,994,060.00
13099	FAC	10,000,000.00	0.125	09/29/2022	03/29/2021	10,000,000.00	0.123	0.125	Fed Agric Mrg Corp (FarmerMac)	9,987,400.00
13215	FAC	10,000,000.00	0.070	09/30/2022	09/30/2021	9,999,900.00	0.070	0.071	Federal Home Loan Bank	9,987,600.00


INVESTMENT #	TYPE	FACE VALUE	STATED RATE	MATURITY DATE	PURCHASE DATE	BOOK VALUE	YTM 360 DAYS	YTM 365 DAYS	DESCRIPTION	MARKET VALUE
13221	FAD	20,000,000.00	0.020	09/30/2022	10/08/2021	19,996,033.33	0.020	0.020	Federal Home Loan Discount	19,960,000.00
13292	FAD	8,000,000.00	0.065	10/03/2022	11/30/2021	7,995,565.56	0.065	0.066	Federal Home Loan Discount	7,982,640.00
13293	FAD	3,000,000.00	0.065	10/04/2022	11/30/2021	2,998,331.67	0.065	0.066	Federal Home Loan Discount	2,993,460.00
13297	FAD	3,000,000.00	0.065	10/05/2022	12/02/2021	2,998,337.08	0.065	0.066	Federal Home Loan Discount	2,993,460.00
13298	FAD	3,000,000.00	0.065	10/06/2022	12/02/2021	2,998,331.67	0.065	0.066	Federal Home Loan Discount	2,993,430.00
13299	FAD	7,000,000.00	0.065	10/07/2022	12/02/2021	6,996,094.58	0.065	0.066	Federal Home Loan Discount	6,984,600.00
13300	FAD	3,000,000.00	0.065	10/11/2022	12/03/2021	2,998,310.00	0.065	0.066	Federal Home Loan Discount	2,993,310.00
13301	FAD	3,000,000.00	0.065	10/12/2022	12/03/2021	2,998,304.58	0.065	0.066	Federal Home Loan Discount	2,993,280.00
13302	FAD	3,000,000.00	0.065	10/13/2022	12/03/2021	2,998,299.17	0.065	0.066	Federal Home Loan Discount	2,993,250.00
13289	FAD	12,000,000.00	0.070	10/14/2022	11/29/2021	11,992,556.67	0.070	0.071	Federal Home Loan Discount	11,972,880.00
13283	FAD	5,000,000.00	0.065	10/17/2022	11/24/2021	4,997,047.92	0.065	0.066	Federal Home Loan Discount	4,988,600.00
13232	FAD	5,000,000.00	0.090	10/18/2022	10/19/2021	4,995,450.00	0.091	0.092	Federal Home Loan Discount	4,988,550.00
13284	FAD	3,000,000.00	0.065	10/19/2022	11/24/2021	2,998,217.92	0.065	0.066	Federal Home Loan Discount	2,993,130.00
13285	FAD	3,000,000.00	0.065	10/20/2022	11/24/2021	2,998,212.50	0.065	0.066	Federal Home Loan Discount	2,993,100.00
13234	FAC	5,000,000.00	0.110	10/21/2022	10/21/2021	5,000,000.00	0.108	0.110	Federal Home Loan Bank	4,993,500.00
13333	FAD	3,000,000.00	0.110	10/24/2022	12/13/2021	2,997,112.50	0.111	0.113	Federal Home Loan Discount	2,993,010.00
13329	FAD	3,000,000.00	0.110	10/25/2022	12/13/2021	2,997,103.33	0.111	0.113	Federal Home Loan Discount	2,992,980.00
13295	FAD	3,000,000.00	0.250	10/26/2022	12/01/2021	2,993,145.83	0.253	0.257	Federal Farm Credit Bank Disc	2,992,950.00
13330	FAD	3,000,000.00	0.110	10/27/2022	12/13/2021	2,997,085.00	0.111	0.113	Federal Home Loan Discount	2,992,920.00
13136	FAC	10,000,000.00	0.130	10/28/2022	04/28/2021	10,000,000.00	0.128	0.130	Fed Agric Mrg Corp (FarmerMac)	9,985,000.00
13294	FAD	22,000,000.00	0.125	10/31/2022	12/01/2021	21,974,486.11	0.126	0.128	Federal Home Loan Discount	21,947,420.00
13332	FAD	7,000,000.00	0.110	11/01/2022	12/13/2021	6,993,091.39	0.111	0.113	Federal Home Loan Discount	6,981,520.00
13331	FAD	3,000,000.00	0.110	11/02/2022	12/13/2021	2,997,030.00	0.111	0.113	Federal Home Loan Discount	2,992,050.00
13277	FAD	7,000,000.00	0.130	11/04/2022	11/22/2021	6,991,228.61	0.131	0.133	Federal Home Loan Discount	6,981,310.00
13296	FAD	3,000,000.00	0.250	11/08/2022	12/01/2021	2,992,875.00	0.253	0.257	Federal Farm Credit Bank Disc	2,991,900.00
13278	FAD	8,000,000.00	0.140	11/10/2022	11/22/2021	7,989,017.78	0.142	0.144	Federal Home Loan Discount	7,978,240.00
13313	FAD	4,000,000.00	0.140	11/14/2022	12/08/2021	3,994,695.56	0.142	0.144	Federal Home Loan Discount	3,988,960.00

INVESTMENT #	TYPE	FACE VALUE	STATED RATE	MATURITY DATE	PURCHASE DATE	BOOK VALUE	YTM 360 DAYS	YTM 365 DAYS	DESCRIPTION	MARKET VALUE
13335	FAD	3,000,000.00	0.140	11/15/2022	12/14/2021	2,996,080.00	0.142	0.144	Federal Home Loan Discount	2,991,690.00
13336	FAD	3,000,000.00	0.140	11/16/2022	12/14/2021	2,996,068.33	0.142	0.144	Federal Home Loan Discount	2,991,690.00
13334	FAD	3,000,000.00	0.140	11/17/2022	12/14/2021	2,996,056.67	0.142	0.144	Federal Home Loan Discount	2,991,660.00
12977	FAC	5,000,000.00	0.200	11/21/2022	11/06/2020	5,000,000.00	0.197	0.199	Fed Agric Mrg Corp (FarmerMac)	4,993,550.00
13288	FAD	3,000,000.00	0.180	11/22/2022	11/29/2021	2,994,630.00	0.182	0.185	Federal Home Loan Discount	2,991,510.00
13004	FAC	5,000,000.00	0.125	11/23/2022	11/23/2020	4,996,500.00	0.157	0.160	Federal Farm Credit Bank	4,989,500.00
13188	FAC	5,000,000.00	0.100	11/23/2022	08/23/2021	4,999,685.00	0.103	0.105	Federal Farm Credit Bank	4,998,950.00
13005	FAC	5,000,000.00	0.190	11/23/2022	11/23/2020	5,000,000.00	0.187	0.190	Fed Home Ln Mtg Corp	4,991,200.00
13290	FAD	5,000,000.00	0.180	11/28/2022	11/29/2021	4,990,900.00	0.182	0.185	Federal Home Loan Discount	4,985,600.00
13100	FAC	5,000,000.00	0.120	11/29/2022	03/29/2021	4,998,750.00	0.133	0.135	Federal Farm Credit Bank	4,999,500.00
13191	FAC	5,000,000.00	0.120	11/29/2022	08/26/2021	5,000,628.35	0.108	0.110	Federal Farm Credit Bank	4,999,500.00
13314	FAD	22,000,000.00	0.140	11/30/2022	12/09/2021	21,969,542.22	0.142	0.144	Federal Home Loan Discount	21,936,200.00
13083	FAC	5,000,000.00	0.140	12/01/2022	03/01/2021	5,000,000.00	0.138	0.140	Fed Agric Mrg Corp (FarmerMac)	4,995,300.00
13254	FAC	5,000,000.00	0.160	12/05/2022	11/05/2021	4,999,890.00	0.159	0.162	Federal Farm Credit Bank	5,001,200.00
12662	RRP	103,459.19	3.500	12/05/2022	12/05/2019	103,459.19	3.452	3.500	MARIN COUNTY	103,459.19
13153	FAC	5,000,000.00	0.100	12/08/2022	06/08/2021	5,000,000.00	0.098	0.100	Federal Farm Credit Bank	4,998,250.00
13316	FAD	10,000,000.00	0.160	12/09/2022	12/09/2021	9,983,777.78	0.162	0.164	Federal Home Loan Discount	9,968,400.00
13044	FAC	5,000,000.00	0.200	12/15/2022	12/15/2020	5,000,000.00	0.197	0.200	Fed Home Ln Mtg Corp	4,993,650.00
13341	FAD	25,000,000.00	0.240	12/15/2022	12/17/2021	24,939,500.00	0.243	0.247	Federal Home Loan Discount	24,919,750.00
13050	FAC	5,000,000.00	0.200	12/16/2022	12/16/2020	5,000,000.00	0.197	0.200	Fed Home Ln Mtg Corp	4,981,900.00
13152	FAC	5,000,000.00	0.100	01/03/2023	06/03/2021	5,000,000.00	0.098	0.099	Federal Farm Credit Bank	4,995,600.00
13128	FAC	10,000,000.00	0.140	01/19/2023	04/19/2021	10,000,000.00	0.138	0.140	Federal Farm Credit Bank	9,993,400.00
13177	FAC	5,000,000.00	0.125	01/23/2023	07/23/2021	5,000,000.00	0.123	0.125	Federal Farm Credit Bank	4,995,850.00
13239	FAC	5,000,000.00	0.180	01/25/2023	10/25/2021	4,999,350.00	0.187	0.190	Federal Farm Credit Bank	4,990,200.00
12042	MC1	100,000.00	3.648	02/01/2023	02/13/2018	100,119.93	3.593	3.643	MARIN COUNTY	100,119.93
13187	FAC	5,000,000.00	0.160	02/28/2023	08/23/2021	5,000,000.00	0.158	0.161	Fed Agric Mrg Corp (FarmerMac)	4,984,800.00
13090	FAC	5,000,000.00	0.125	03/09/2023	03/09/2021	4,997,500.00	0.147	0.150	Federal Farm Credit Bank	4,979,600.00

INVESTMENT #	TYPE	FACE VALUE	STATED RATE	MATURITY DATE	PURCHASE DATE	BOOK VALUE	YTM 360 DAYS	YTM 365 DAYS	DESCRIPTION	MARKET VALUE
13043	FAC	5,000,000.00	0.220	03/14/2023	12/14/2020	5,000,000.00	0.216	0.220	Fed Home Ln Mtg Corp	4,992,750.00
13098	FAC	5,000,000.00	0.125	03/23/2023	03/23/2021	4,996,500.00	0.157	0.160	Federal Farm Credit Bank	4,991,900.00
13162	FAC	5,000,000.00	0.170	03/23/2023	06/23/2021	4,996,500.00	0.207	0.210	Federal Farm Credit Bank	4,994,650.00
13117	FAC	5,000,000.00	0.125	04/13/2023	04/13/2021	4,996,825.00	0.154	0.156	Federal Farm Credit Bank	4,975,100.00
13118	FAC	10,000,000.00	0.125	04/13/2023	04/13/2021	9,995,000.00	0.147	0.150	Federal Farm Credit Bank	9,950,200.00
13203	FAC	5,000,000.00	0.150	04/14/2023	09/14/2021	5,000,000.00	0.147	0.150	Federal Farm Credit Bank	4,991,700.00
13133	FAC	5,000,000.00	0.125	04/27/2023	04/27/2021	4,996,500.00	0.157	0.160	Federal Farm Credit Bank	4,989,200.00
13140	FAC	10,000,000.00	0.175	05/03/2023	05/03/2021	10,000,000.00	0.172	0.175	Fed Agric Mrg Corp (FarmerMac)	9,954,900.00
13204	FAC	5,000,000.00	0.170	05/15/2023	09/15/2021	5,000,000.00	0.167	0.170	Federal Farm Credit Bank	4,990,750.00
13281	FAC	5,000,000.00	0.400	05/23/2023	11/23/2021	4,998,100.00	0.419	0.425	Federal Farm Credit Bank	4,986,150.00
13151	FAC	5,000,000.00	0.125	06/02/2023	06/02/2021	4,997,500.00	0.147	0.150	Federal Farm Credit Bank	4,985,950.00
13255	FAC	5,000,000.00	0.350	06/08/2023	11/08/2021	4,996,700.00	0.386	0.391	Federal Farm Credit Bank	4,983,900.00
13146	FAC	5,000,000.00	2.750	06/19/2023	05/28/2021	5,265,580.00	0.161	0.164	Fed Home Ln Mtg Corp	5,156,850.00
13190	FAC	5,000,000.00	0.200	06/26/2023	08/26/2021	4,999,540.00	0.202	0.205	Federal Farm Credit Bank	4,989,300.00
13170	FAC	5,000,000.00	0.250	06/28/2023	06/28/2021	5,000,000.00	0.246	0.250	Federal Farm Credit Bank	4,992,900.00
13129	FAC	10,000,000.00	0.200	07/19/2023	04/19/2021	10,000,000.00	0.197	0.200	Federal Farm Credit Bank	9,974,600.00
13291	FAC	5,000,000.00	0.500	08/25/2023	11/30/2021	5,000,000.00	0.493	0.500	Federal Home Loan Bank	4,993,950.00
13196	TRC	5,000,000.00	0.125	08/31/2023	08/31/2021	4,991,406.25	0.208	0.211	T BILL	4,956,050.00
13205	FAC	15,000,000.00	0.240	09/01/2023	09/15/2021	15,000,000.00	0.236	0.240	Fed Agric Mrg Corp (FarmerMac)	14,901,300.00
13097	FAC	5,000,000.00	0.220	09/22/2023	03/22/2021	5,000,000.00	0.216	0.220	Federal Farm Credit Bank	4,982,500.00
13212	FAC	5,000,000.00	0.170	09/27/2023	09/27/2021	4,995,530.00	0.211	0.214	Federal Farm Credit Bank	4,977,500.00
13223	FAC	5,000,000.00	0.290	10/12/2023	10/12/2021	4,999,740.00	0.288	0.292	Federal Farm Credit Bank	4,966,450.00
13127	FAC	10,000,000.00	0.270	10/16/2023	04/16/2021	10,000,000.00	0.266	0.270	Fed Agric Mrg Corp (FarmerMac)	9,927,500.00
13257	FAC	5,000,000.00	0.400	11/09/2023	11/09/2021	5,000,000.00	0.394	0.400	Federal Farm Credit Bank	4,972,100.00
13261	FAC	5,000,000.00	0.500	11/09/2023	11/12/2021	5,000,000.00	0.493	0.500	Federal Home Loan Bank	4,979,600.00
13270	FAC	5,000,000.00	0.500	11/17/2023	11/17/2021	5,000,000.00	0.493	0.500	Federal Home Loan Bank	4,978,300.00
13279	FAC	4,915,000.00	0.625	11/22/2023	11/22/2021	4,915,000.00	0.616	0.625	Federal Home Loan Bank	4,907,922.40

INVESTMENT #	TYPE	FACE VALUE	STATED RATE	MATURITY DATE	PURCHASE DATE	BOOK VALUE	YTM 360 DAYS	YTM 365 DAYS	DESCRIPTION	MARKET VALUE
13280	FAC	5,000,000.00	0.650	11/22/2023	11/22/2021	5,000,000.00	0.641	0.650	Federal Home Loan Bank	4,991,200.00
13286	FAC	5,000,000.00	0.500	11/24/2023	11/24/2021	5,000,000.00	0.493	0.500	Federal Home Loan Bank	4,989,600.00
13338	FAC	5,000,000.00	0.700	12/14/2023	12/14/2021	5,000,000.00	0.690	0.700	Federal Home Loan Bank	4,996,000.00
13342	FAC	5,000,000.00	0.680	12/20/2023	12/20/2021	5,000,000.00	0.670	0.680	Federal Farm Credit Bank	4,992,300.00
13346	FAC	5,000,000.00	0.750	12/27/2023	12/27/2021	5,000,000.00	0.739	0.750	Federal Home Loan Bank	4,997,700.00
13347	FAC	5,000,000.00	0.800	12/28/2023	12/28/2021	5,000,000.00	0.789	0.800	Federal Home Loan Bank	4,999,350.00
13348	FAC	5,000,000.00	0.750	12/29/2023	12/29/2021	5,000,000.00	0.739	0.750	Federal Home Loan Bank	4,998,850.00
13349	FAC	5,000,000.00	0.750	12/29/2023	12/29/2021	5,000,000.00	0.739	0.750	Federal Home Loan Bank	4,996,700.00
13282	FAC	5,000,000.00	0.570	02/23/2024	11/23/2021	5,000,000.00	0.562	0.570	Federal Home Loan Bank	4,979,250.00
13337	FAC	5,000,000.00	0.820	03/14/2024	12/14/2021	5,000,000.00	0.808	0.820	Federal Home Loan Bank	4,998,700.00
13101	FAC	5,000,000.00	0.350	03/28/2024	03/30/2021	5,000,000.00	0.345	0.350	Federal Home Loan Bank	4,964,000.00
13110	FAC	10,000,000.00	0.375	04/08/2024	04/08/2021	10,000,000.00	0.369	0.375	Federal Home Loan Bank	9,929,500.00
13111	FAC	5,000,000.00	0.375	04/08/2024	04/08/2021	5,000,000.00	0.369	0.375	Federal Home Loan Bank	4,964,750.00
13122	FAC	10,000,000.00	0.400	04/15/2024	04/15/2021	10,000,000.00	0.394	0.400	Federal Home Loan Bank	9,933,000.00
13137	FAC	5,000,000.00	0.500	04/29/2024	04/29/2021	5,000,000.00	0.493	0.500	Federal Home Loan Bank	4,974,050.00
13138	FAC	5,000,000.00	0.400	04/29/2024	04/29/2021	5,000,000.00	0.394	0.400	Federal Home Loan Bank	4,943,400.00
13139	FAC	5,000,000.00	0.400	04/29/2024	04/29/2021	5,000,000.00	0.394	0.400	Federal Home Loan Bank	4,943,400.00
13219	FAC	5,000,000.00	0.650	10/07/2024	10/07/2021	5,000,000.00	0.641	0.650	Federal Home Loan Bank	4,958,900.00
13271	FAC	5,000,000.00	0.350	11/18/2024	11/18/2021	5,000,000.00	0.999	1.013	Federal Home Loan Bank	4,987,100.00
12980	RRP	400,000.00	4.000	11/01/2025	11/01/2020	400,000.00	3.945	4.000	MARIN COUNTY	400,000.00

	1,826,124,218.36	1,825,810,079.86	1,823,854,566.71
AMORTIZATION & ACCRETION OF PREMIUMS & DISCOUNTS		-19,060.84	ACCRUED INTEREST DISCOUNT INVESTMENTS
	1,826,124,218.36	1,825,791,019.02	1,823,854,566.71



TREASURER DIVISION - DEPARTMENT OF FINANCE
 PORTFOLIO SUMMARY REPORT - OPERATING FUNDS
 COUNTY OF MARIN, SCHOOLS & SPECIAL DISTRICTS
 December 31, 2021

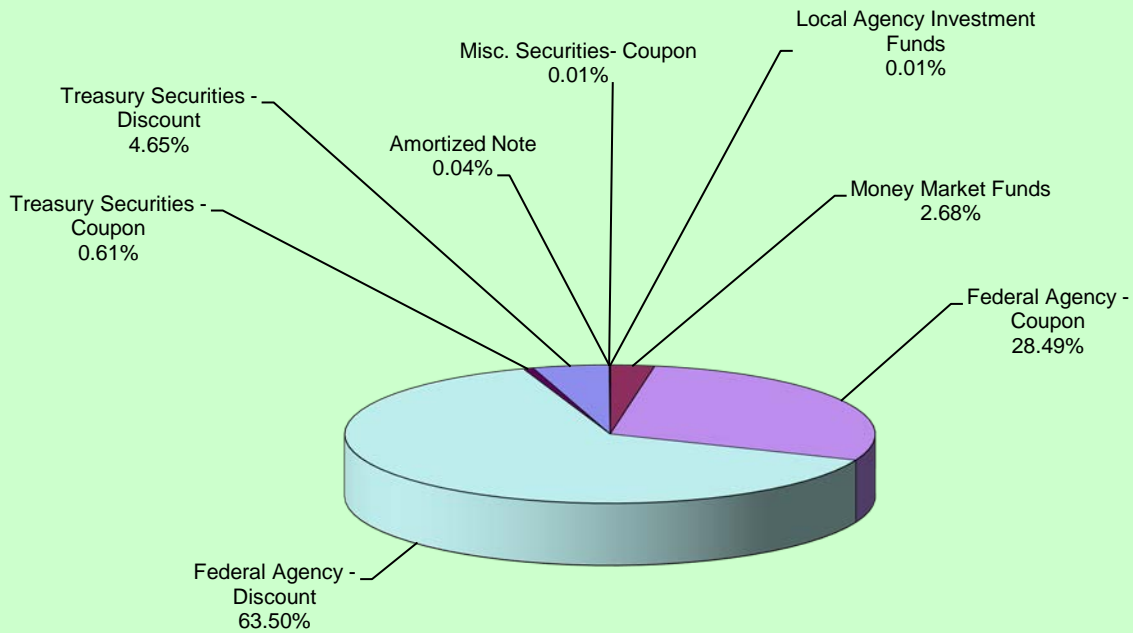
DESCRIPTION	ENDING BALANCE December 31, 2021	AVERAGE BALANCE December 31, 2021	WEIGHTED AVERAGE DAYS TO MATURITY	ANNUALIZED YIELD December 31, 2021	YIELD December 31, 2021
LOCAL AGENCY INVESTMENT FUNDS	\$255,877.56	\$255,877.56	1	0.228	0.212
MONEY MARKET FUNDS	\$48,980,976.56	\$66,077,750.75	1	0.013	0.010
FEDERAL AGENCY ISSUES - COUPON	\$520,138,813.35	\$499,757,442.16	457	0.218	0.256
FEDERAL AGENCY ISSUES - DISCOUNT	\$1,159,475,790.35	\$1,170,062,792.81	162	0.058	0.062
TREASURY SECURITIES - COUPON	\$11,059,375.00	\$11,043,825.86	347	0.125	0.123
TREASURY SECURITIES - DISCOUNT	\$84,977,645.83	\$82,333,705.79	117	0.048	0.050
MISC SECURITIES - COUPON	\$240,236.97	\$240,000.00	221	3.611	3.608
AMORTIZED NOTE	\$681,364.24	\$694,262.38	888	4.579	4.055
TOTALS & AVERAGES	\$1,825,810,079.86	\$1,830,465,657.31	241	0.103%	0.117%

The Local Agency Investment Funds is an open ended account and is not included in the total weighted days to maturity.

**Treasurer Division - Department of Finance
Portfolio Yield Report - Operating Funds
County of Marin, Schools & Special Districts
December 31, 2021**

INVESTMENT HOLDINGS	BOOK VALUE	12/31/21
Local Agency Investment Funds	\$255,877.56	0.212%
Money Market Funds	\$48,980,976.56	0.010%
Federal Agency - Coupon	\$520,138,813.35	0.256%
Federal Agency - Discount	\$1,159,475,790.35	0.062%
Treasury Securities - Coupon	\$11,059,375.00	0.123%
Treasury Securities - Discount	\$84,977,645.83	0.050%
Misc. Securities- Coupon	\$240,236.97	3.608%
Amortized Note	\$681,364.24	4.055%
TOTAL	\$1,825,810,079.86	0.117%

PORTFOLIO ALLOCATION




TREASURER DIVISION - DEPARTMENT OF FINANCE

REPORT OF INVESTMENTS - NON-OPERATING FUNDS

CHILDREN & FAMILIES COMMISSION

December 31, 2021



Page 1

INVESTMENT #	TYPE	FACE VALUE	MATURITY DATE	PURCHASE DATE	BOOK VALUE	YTM 360 DAYS	YTM 365 DAYS	DESCRIPTION	MARKET VALUE
101	LA2	106,279.65	/ /	/ /	106,279.65	0.209	0.212	LOCAL AGENCY INVESTMENT FUND	106,279.65
		106,279.65			106,279.65				106,279.65