

COUNTY OF MARIN

DIVISION OF THE DEPARTMENT OF FINANCE



TREASURER

Excellent and responsive fiscal leadership.

Roy Given, CPA
DIRECTOR

April 20, 2021

Mina Martinovich, CPA
ASSISTANT DIRECTOR

Dennis Rodoni, President
Board of Supervisors
County of Marin
3501 Civic Center Dr. #329
San Rafael, CA 94903

Mary Jane Burke
Superintendent of Schools
Marin County Office of Education
P.O. Box 4925
San Rafael, CA 94913

Marin County Schools,
Special Districts, and
MCERA

Karen Shaw
FINANCE DIVISION CHIEF

RE: MONTHLY REPORT OF COUNTY, SCHOOLS AND DISTRICT INVESTMENTS
as of February 28, 2021.

Marin County Civic Center
3501 Civic Center Drive
Suite 209
PO Box 4220
San Rafael, CA 94913-4220
415 473 6143 T
415 473 3741 F
CRS Dial 711
www.marincounty.org/treas

Dear Investment Fund Participants:

The attached Monthly Report of County, Schools and District investments is provided for your review.

* The investments were made pursuant to Government Code Sections 53601, 53635 and comply with the County Treasurer's Statement of Investment Policy. The investment policy provides for:

- Preservation of capital through high quality investments;
- Maintenance of sufficient liquidity to meet participant operating needs; and
- A rate of return consistent with the above objectives.

* Maturities are scheduled to meet participant expenditure requirements for the next six months.

* Attached spreadsheets identify investment type, issuer, maturity date, amount invested and fair market value for each security held. Fair market values were determined by Wells Fargo Institutional Trust Services on all securities except for investments in the Local Agency Investment Fund which was valued at face value by us. Adjustments have been made for premiums, discounts and accrued interest on discount securities to make the book value and fair market value more comparable.

I trust you find this report informative. Should you have any questions or need additional information, please do not hesitate to call me directly at 415.473.3736. You can also visit our website at: <https://www.marincounty.org/depts/df/divisions/treasurer>

Respectfully submitted,

Roy Given
Director of Finance

RG: bg
Attachments

cc: Matthew Hymel, County Administrator
Marin County Treasury Oversight Committee

TREASURER DIVISION - DEPARTMENT OF FINANCE
REPORT OF INVESTMENTS - OPERATING FUNDS
COUNTY OF MARIN, SCHOOLS & SPECIAL DISTRICTS

February 28, 2021

Page 1

INVESTMENT #	TYPE	FACE VALUE	STATED RATE	MATURITY DATE	PURCHASE DATE	BOOK VALUE	YTM 360 DAYS	YTM 365 DAYS	DESCRIPTION	MARKET VALUE
142	LA1	255,234.38	2.967	//	07/01/2011	255,234.38	0.401	0.407	Local Agency Investment Fund	255,234.38
3490	LA2	0.00	5.170	//	07/01/2011	0.00	0.000	0.001	MM-DREYFUS	0.00
9149	LA2	13,185,460.23	0.040	//	07/01/2011	13,185,460.23	0.009	0.010	MM-FIDELITY Institutional Gov	13,185,460.23
4366	LA2	0.00	4.930	//	07/01/2011	0.00	0.009	0.010	NATIONS Treasury Reserves	0.00
2246	LA2	11,790,434.44	4.760	//	07/01/2011	11,790,434.44	0.009	0.010	MM-WELLS FARGO Institutional G	11,790,434.44
12782	FAD	10,000,000.00	0.130	03/01/2021	03/30/2020	9,987,866.67	0.132	0.133	Fed Agric Mtg Corp Discount	10,000,000.00
12793	FAD	3,000,000.00	0.200	03/02/2021	04/07/2020	2,994,516.67	0.203	0.205	Fed Natl Mtg Assoc Disc	3,000,000.00
12794	FAD	3,000,000.00	0.200	03/03/2021	04/07/2020	2,994,500.00	0.203	0.205	Fed Natl Mtg Assoc Disc	3,000,000.00
12795	FAD	3,000,000.00	0.200	03/04/2021	04/07/2020	2,994,483.33	0.203	0.205	Fed Natl Mtg Assoc Disc	3,000,000.00
12796	FAD	8,000,000.00	0.200	03/05/2021	04/07/2020	7,985,244.44	0.203	0.205	Fed Natl Mtg Assoc Disc	8,000,000.00
12797	FAD	7,000,000.00	0.200	03/08/2021	04/08/2020	6,987,011.11	0.203	0.205	Fed Natl Mtg Assoc Disc	6,999,930.00
12798	FAD	3,000,000.00	0.200	03/09/2021	04/08/2020	2,994,416.67	0.203	0.205	Fed Natl Mtg Assoc Disc	2,999,970.00
12821	FAD	3,000,000.00	0.130	03/10/2021	04/22/2020	2,996,511.67	0.131	0.133	Federal Home Loan Discount	2,999,970.00
12915	FAD	3,000,000.00	0.090	03/11/2021	08/28/2020	2,998,537.50	0.091	0.093	Federal Home Loan Discount	2,999,970.00
12916	FAD	3,000,000.00	0.090	03/12/2021	08/28/2020	2,998,530.00	0.091	0.093	Federal Home Loan Discount	2,999,970.00
12862	FAD	10,000,000.00	0.190	03/15/2021	06/17/2020	9,985,697.22	0.193	0.195	Federal Home Loan Discount	9,999,900.00
12773	FAD	3,000,000.00	0.350	03/18/2021	03/19/2020	2,989,383.33	0.355	0.360	Federal Home Loan Discount	2,999,970.00
12774	FAD	8,000,000.00	0.350	03/19/2021	03/19/2020	7,971,611.11	0.355	0.360	Federal Home Loan Discount	7,999,920.00
12822	FAD	5,000,000.00	0.170	03/22/2021	04/23/2020	4,992,137.50	0.172	0.175	Fed Agric Mtg Corp Discount	4,999,900.00
12832	FAD	3,000,000.00	0.160	03/29/2021	04/30/2020	2,995,560.00	0.162	0.164	Federal Home Loan Discount	2,999,940.00
12833	FAD	3,000,000.00	0.160	03/30/2021	04/30/2020	2,995,546.67	0.162	0.164	Federal Home Loan Discount	2,999,940.00
12831	FAD	10,000,000.00	0.180	03/31/2021	04/29/2020	9,983,200.00	0.182	0.185	Federal Home Loan Discount	9,999,800.00

INVESTMENT #	TYPE	FACE VALUE	STATED RATE	MATURITY DATE	PURCHASE DATE	BOOK VALUE	YTM 360 DAYS	YTM 365 DAYS	DESCRIPTION	MARKET VALUE
12834	FAD	8,000,000.00	0.160	03/31/2021	04/30/2020	7,988,088.89	0.162	0.164	Federal Home Loan Discount	7,999,840.00
12877	FAC	10,000,000.00	0.170	04/01/2021	07/01/2020	10,000,000.00	0.167	0.170	Fed Agric Mrg Corp (FarmerMac)	10,001,000.00
12493	FAC	10,000,000.00	1.770	04/05/2021	07/05/2019	9,983,600.00	1.840	1.866	Federal Farm Credit Bank	10,016,300.00
12716	FAC	5,000,000.00	1.600	04/09/2021	01/09/2020	5,000,000.00	1.578	1.600	Federal Farm Credit Bank	5,008,200.00
12805	FAD	60,000,000.00	0.300	04/12/2021	04/13/2020	59,818,000.00	0.304	0.309	Federal Home Loan Discount	59,997,000.00
12814	FAD	15,000,000.00	0.220	04/15/2021	04/15/2020	14,966,541.67	0.223	0.226	Federal Home Loan Discount	14,999,250.00
12835	FAD	15,000,000.00	0.140	04/15/2021	05/05/2020	14,979,875.00	0.142	0.144	Federal Home Loan Discount	14,999,250.00
12828	FAD	8,000,000.00	0.210	04/16/2021	04/28/2020	7,983,526.67	0.213	0.216	Federal Home Loan Discount	7,999,600.00
12829	FAD	5,000,000.00	0.210	04/19/2021	04/28/2020	4,989,616.67	0.213	0.216	Federal Home Loan Discount	4,999,750.00
12825	FAD	3,000,000.00	0.210	04/20/2021	04/24/2020	2,993,682.50	0.213	0.216	Federal Home Loan Discount	2,999,820.00
12917	FAD	3,000,000.00	0.090	04/21/2021	08/28/2020	2,998,230.00	0.091	0.092	Federal Home Loan Discount	2,999,820.00
12823	FAD	4,000,000.00	0.180	04/22/2021	04/24/2020	3,992,740.00	0.182	0.185	Federal Home Loan Discount	3,999,760.00
12844	FAD	3,500,000.00	0.140	04/23/2021	05/26/2020	3,495,481.11	0.142	0.144	Federal Home Loan Discount	3,499,790.00
12845	FAD	5,000,000.00	0.140	04/26/2021	05/27/2020	4,993,505.56	0.142	0.144	Federal Home Loan Discount	4,999,700.00
12846	FAD	3,000,000.00	0.140	04/27/2021	05/27/2020	2,996,091.67	0.142	0.144	Federal Home Loan Discount	2,999,820.00
12847	FAD	3,000,000.00	0.140	04/28/2021	05/27/2020	2,996,080.00	0.142	0.144	Federal Home Loan Discount	2,999,820.00
12848	FAD	3,000,000.00	0.140	04/29/2021	05/27/2020	2,996,068.33	0.142	0.144	Federal Home Loan Discount	2,999,790.00
12842	FAD	26,000,000.00	0.120	04/30/2021	05/26/2020	25,970,620.00	0.121	0.123	Federal Home Loan Discount	25,998,180.00
12849	FAD	10,000,000.00	0.140	05/03/2021	05/29/2020	9,986,816.67	0.142	0.144	Federal Home Loan Discount	9,999,300.00
12919	FAD	3,000,000.00	0.090	05/04/2021	08/31/2020	2,998,155.00	0.090	0.092	Federal Home Loan Discount	2,999,790.00
12920	FAD	3,000,000.00	0.090	05/05/2021	08/31/2020	2,998,147.50	0.090	0.092	Federal Home Loan Discount	2,999,790.00
12836	FAD	4,000,000.00	0.150	05/06/2021	05/08/2020	3,993,950.00	0.152	0.154	Federal Home Loan Discount	3,999,720.00
12921	FAD	5,000,000.00	0.090	05/07/2021	09/01/2020	4,996,900.00	0.090	0.092	Federal Home Loan Discount	4,999,650.00
12930	FAD	3,000,000.00	0.080	05/10/2021	09/25/2020	2,998,486.67	0.080	0.081	Federal Home Loan Discount	2,999,760.00
12931	FAD	3,000,000.00	0.080	05/11/2021	09/25/2020	2,998,480.00	0.080	0.081	Federal Home Loan Discount	2,999,760.00
12932	FAD	5,000,000.00	0.080	05/12/2021	09/25/2020	4,997,455.56	0.080	0.081	Federal Home Loan Discount	4,999,600.00
12878	FAD	3,000,000.00	0.130	05/13/2021	07/02/2020	2,996,587.50	0.132	0.133	Fed Natl Mtg Assoc Disc	2,999,760.00

INVESTMENT #	TYPE	FACE VALUE	STATED RATE	MATURITY DATE	PURCHASE DATE	BOOK VALUE	YTM 360 DAYS	YTM 365 DAYS	DESCRIPTION	MARKET VALUE
12855	FAD	8,000,000.00	0.120	05/14/2021	06/15/2020	7,991,120.00	0.121	0.123	Federal Home Loan Discount	7,999,360.00
12459	FAC	5,000,000.00	2.250	05/17/2021	05/17/2019	4,998,650.00	2.232	2.263	Federal Farm Credit Bank	5,023,250.00
12935	FAD	3,000,000.00	0.070	05/18/2021	10/07/2020	2,998,699.17	0.070	0.071	Federal Home Loan Discount	2,999,730.00
12933	FAD	5,000,000.00	0.080	05/19/2021	09/25/2020	4,997,377.78	0.080	0.081	Federal Home Loan Discount	4,999,550.00
12929	FAD	3,000,000.00	0.090	05/20/2021	09/22/2020	2,998,200.00	0.090	0.092	Federal Home Loan Discount	2,999,730.00
12936	FAD	3,000,000.00	0.070	05/21/2021	10/07/2020	2,998,681.67	0.070	0.071	Federal Home Loan Discount	2,999,730.00
12923	FAD	3,000,000.00	0.100	05/24/2021	09/08/2020	2,997,850.00	0.101	0.102	Federal Home Loan Discount	2,999,730.00
12924	FAD	3,000,000.00	0.100	05/25/2021	09/08/2020	2,997,841.67	0.101	0.102	Federal Home Loan Discount	2,999,730.00
12925	FAD	3,000,000.00	0.100	05/27/2021	09/08/2020	2,997,825.00	0.101	0.102	Federal Home Loan Discount	2,999,700.00
12955	FAD	25,000,000.00	0.105	05/28/2021	10/20/2020	24,983,958.33	0.106	0.107	Federal Home Loan Discount	24,997,500.00
12851	FAD	5,000,000.00	0.180	06/01/2021	06/04/2020	4,990,950.00	0.182	0.185	Fed Agric Mtg Corp Discount	4,999,350.00
12913	FAD	5,000,000.00	0.090	06/01/2021	08/27/2020	4,996,525.00	0.091	0.092	Federal Home Loan Discount	4,999,350.00
12856	FAD	7,000,000.00	0.120	06/02/2021	06/15/2020	6,991,786.67	0.121	0.123	Federal Home Loan Discount	6,999,090.00
12914	FAD	4,551,000.00	0.110	06/03/2021	08/28/2020	4,547,120.27	0.111	0.113	Federal Home Loan Discount	4,550,408.37
12857	FAD	8,000,000.00	0.170	06/04/2021	06/15/2020	7,986,626.67	0.172	0.174	Federal Home Loan Bank	7,998,960.00
12858	FAD	3,000,000.00	0.170	06/07/2021	06/15/2020	2,994,942.50	0.172	0.174	Federal Home Loan Discount	2,999,580.00
12859	FAD	3,000,000.00	0.170	06/08/2021	06/15/2020	2,994,928.33	0.172	0.174	Federal Home Loan Discount	2,999,580.00
12943	FAD	3,000,000.00	0.080	06/09/2021	10/09/2020	2,998,380.00	0.081	0.082	Federal Home Loan Discount	2,999,580.00
12959	FAD	3,000,000.00	0.070	06/10/2021	10/23/2020	2,998,658.33	0.070	0.071	Federal Home Loan Discount	2,999,580.00
12860	FAD	8,000,000.00	0.170	06/11/2021	06/15/2020	7,986,362.22	0.172	0.174	Federal Home Loan Discount	7,998,880.00
12879	FAD	8,000,000.00	0.130	06/14/2021	07/06/2020	7,990,091.11	0.132	0.133	Fed Natl Mtg Assoc Disc	7,998,800.00
13023	FAD	10,000,000.00	0.060	06/15/2021	12/07/2020	9,996,833.33	0.060	0.061	Federal Home Loan Discount	9,998,500.00
12880	FAD	3,000,000.00	0.130	06/15/2021	07/06/2020	2,996,273.33	0.131	0.133	Fed Natl Mtg Assoc Disc	2,999,550.00
12881	FAD	3,000,000.00	0.130	06/16/2021	07/06/2020	2,996,262.50	0.131	0.133	Fed Natl Mtg Assoc Disc	2,999,550.00
12864	FAD	3,000,000.00	0.180	06/17/2021	06/22/2020	2,994,600.00	0.182	0.185	Federal Home Loan Discount	2,999,550.00
12938	FAD	5,000,000.00	0.080	06/18/2021	10/08/2020	4,997,188.89	0.081	0.082	Federal Home Loan Discount	4,999,250.00
12939	FAD	3,000,000.00	0.080	06/21/2021	10/08/2020	2,998,293.33	0.081	0.082	Federal Home Loan Discount	2,999,520.00

INVESTMENT #	TYPE	FACE VALUE	STATED RATE	MATURITY DATE	PURCHASE DATE	BOOK VALUE	YTM 360 DAYS	YTM 365 DAYS	DESCRIPTION	MARKET VALUE
12940	FAD	3,000,000.00	0.080	06/22/2021	10/08/2020	2,998,286.67	0.081	0.082	Federal Home Loan Discount	2,999,520.00
12941	FAD	5,000,000.00	0.080	06/23/2021	10/08/2020	4,997,133.33	0.081	0.082	Federal Home Loan Discount	4,999,200.00
12944	FAD	5,000,000.00	0.080	06/24/2021	10/09/2020	4,997,133.33	0.081	0.082	Federal Home Loan Discount	4,999,200.00
12904	FAD	19,606,000.00	0.115	06/25/2021	08/18/2020	19,586,521.98	0.116	0.118	Federal Home Loan Discount	19,602,863.04
13077	FAC	5,000,000.00	0.045	06/28/2021	02/16/2021	4,999,910.00	0.049	0.049	Federal Home Loan Bank	4,999,850.00
12903	FAD	10,000,000.00	0.115	06/28/2021	08/17/2020	9,989,937.50	0.116	0.118	Federal Home Loan Discount	9,998,400.00
12948	FAD	3,000,000.00	0.080	06/28/2021	10/14/2020	2,998,286.67	0.081	0.082	Federal Home Loan Discount	2,999,520.00
12872	FAC	5,000,000.00	0.125	06/29/2021	06/29/2020	4,997,250.00	0.177	0.180	Federal Home Loan Bank	5,001,450.00
12937	FAD	5,000,000.00	0.080	06/30/2021	10/07/2020	4,997,044.44	0.081	0.082	Federal Home Loan Discount	4,999,150.00
12947	FAD	12,000,000.00	0.080	07/01/2021	10/14/2020	11,993,066.67	0.081	0.082	Federal Home Loan Discount	11,997,960.00
12954	FAD	6,000,000.00	0.080	07/02/2021	10/20/2020	5,996,600.00	0.081	0.082	Federal Home Loan Discount	5,998,980.00
12960	FAD	3,000,000.00	0.080	07/06/2021	10/23/2020	2,998,293.33	0.081	0.082	Federal Home Loan Discount	2,999,460.00
12965	FAD	3,000,000.00	0.070	07/07/2021	10/29/2020	2,998,535.83	0.070	0.071	Federal Home Loan Discount	2,999,460.00
12966	FAD	3,000,000.00	0.070	07/08/2021	10/29/2020	2,998,530.00	0.070	0.071	Federal Home Loan Discount	2,999,460.00
12928	FAD	10,000,000.00	0.090	07/09/2021	09/22/2020	9,992,750.00	0.091	0.092	Federal Home Loan Discount	9,998,200.00
12918	FAD	5,000,000.00	0.090	07/12/2021	08/28/2020	4,996,025.00	0.091	0.092	Federal Home Loan Discount	4,999,100.00
12967	FAD	3,000,000.00	0.070	07/13/2021	10/29/2020	2,998,500.83	0.070	0.071	Federal Home Loan Discount	2,999,430.00
12968	FAD	3,000,000.00	0.070	07/15/2021	10/29/2020	2,998,489.17	0.070	0.071	Federal Home Loan Discount	2,999,430.00
12969	FAD	3,000,000.00	0.060	07/16/2021	11/02/2020	2,998,720.00	0.060	0.061	Federal Home Loan Discount	2,999,430.00
12970	FAD	3,000,000.00	0.060	07/19/2021	11/02/2020	2,998,705.00	0.060	0.061	Federal Home Loan Discount	2,999,430.00
12971	FAD	3,000,000.00	0.060	07/20/2021	11/02/2020	2,998,700.00	0.060	0.061	Federal Home Loan Discount	2,999,400.00
12972	FAD	3,000,000.00	0.060	07/22/2021	11/02/2020	2,998,690.00	0.060	0.061	Federal Home Loan Discount	2,999,400.00
12956	FAD	8,000,000.00	0.080	07/23/2021	10/20/2020	7,995,093.33	0.081	0.082	Federal Home Loan Discount	7,998,400.00
12961	FAD	7,000,000.00	0.080	07/26/2021	10/26/2020	6,995,753.33	0.081	0.082	Federal Home Loan Discount	6,998,600.00
12826	FAC	5,000,000.00	0.250	07/27/2021	04/27/2020	4,999,350.00	0.256	0.260	Federal Farm Credit Bank	5,004,050.00
13024	FAD	75,000,000.00	0.065	07/28/2021	12/08/2020	74,968,583.34	0.065	0.066	Federal Home Loan Discount	74,984,250.00
12912	FAD	10,000,000.00	0.100	07/30/2021	08/26/2020	9,990,611.11	0.101	0.102	Federal Home Loan Discount	9,997,900.00

INVESTMENT #	TYPE	FACE VALUE	STATED RATE	MATURITY DATE	PURCHASE DATE	BOOK VALUE	YTM 360 DAYS	YTM 365 DAYS	DESCRIPTION	MARKET VALUE
12949	FAD	5,000,000.00	0.080	08/02/2021	10/15/2020	4,996,766.67	0.081	0.082	Federal Home Loan Discount	4,998,700.00
12978	FAD	3,000,000.00	0.060	08/03/2021	11/09/2020	2,998,665.00	0.060	0.061	Federal Home Loan Discount	2,999,220.00
12979	FAD	3,000,000.00	0.060	08/04/2021	11/09/2020	2,998,660.00	0.060	0.061	Federal Home Loan Discount	2,999,220.00
12985	FAD	3,000,000.00	0.060	08/05/2021	11/13/2020	2,998,675.00	0.060	0.061	Federal Home Loan Discount	2,999,220.00
12934	FAD	10,000,000.00	0.080	08/06/2021	09/28/2020	9,993,066.67	0.081	0.082	Federal Home Loan Discount	9,997,400.00
12962	FAD	7,000,000.00	0.080	08/09/2021	10/27/2020	6,995,551.11	0.081	0.082	Federal Home Loan Discount	6,998,110.00
12974	FAD	5,000,000.00	0.060	08/10/2021	11/03/2020	4,997,666.67	0.060	0.061	Federal Home Loan Discount	4,998,650.00
12982	FAD	4,000,000.00	0.060	08/11/2021	11/12/2020	3,998,186.67	0.060	0.061	Federal Home Loan Discount	3,998,920.00
12837	FAC	5,000,000.00	0.160	08/12/2021	05/12/2020	4,998,450.00	0.182	0.184	Federal Farm Credit Bank	5,002,400.00
12983	FAD	5,000,000.00	0.060	08/13/2021	11/13/2020	4,997,725.00	0.060	0.061	Federal Home Loan Discount	4,998,650.00
12986	FAD	3,000,000.00	0.060	08/16/2021	11/13/2020	2,998,620.00	0.060	0.061	Federal Home Loan Discount	2,999,160.00
12989	FAD	3,500,000.00	0.070	08/17/2021	11/16/2020	3,498,135.28	0.070	0.071	Federal Home Loan Discount	3,499,020.00
12988	FAD	4,000,000.00	0.060	08/18/2021	11/16/2020	3,998,166.67	0.060	0.061	Federal Home Loan Discount	3,998,880.00
12992	FAD	3,000,000.00	0.080	08/19/2021	11/18/2020	2,998,173.33	0.080	0.082	Federal Home Loan Discount	2,999,160.00
12905	FAC	5,000,000.00	0.125	08/20/2021	08/20/2020	5,000,000.00	0.123	0.125	Federal Home Loan Bank	5,002,050.00
12991	FAD	4,000,000.00	0.080	08/20/2021	11/17/2020	3,997,546.67	0.080	0.082	Federal Home Loan Discount	3,998,840.00
12976	FAD	7,000,000.00	0.060	08/23/2021	11/05/2020	6,996,605.00	0.060	0.061	Federal Home Loan Discount	6,997,970.00
12993	FAD	3,000,000.00	0.080	08/24/2021	11/18/2020	2,998,140.00	0.080	0.082	Federal Home Loan Discount	2,999,130.00
12990	FAD	5,000,000.00	0.070	08/25/2021	11/17/2020	4,997,268.06	0.070	0.071	Federal Home Loan Discount	4,998,550.00
12911	FAC	5,000,000.00	0.125	08/26/2021	08/26/2020	4,999,660.00	0.130	0.131	Federal Home Loan Bank	5,002,100.00
12946	FAD	18,000,000.00	0.080	08/27/2021	10/13/2020	17,987,280.00	0.081	0.082	Federal Home Loan Discount	17,994,600.00
12963	FAD	9,000,000.00	0.080	08/30/2021	10/28/2020	8,993,880.00	0.081	0.082	Federal Home Loan Discount	8,997,300.00
12996	FAD	18,000,000.00	0.060	08/31/2021	11/19/2020	17,991,450.00	0.060	0.061	Federal Home Loan Discount	17,994,600.00
12997	FAD	10,000,000.00	0.060	09/01/2021	11/19/2020	9,995,233.33	0.060	0.061	Federal Home Loan Discount	9,996,400.00
13017	FAD	3,000,000.00	0.060	09/02/2021	12/07/2020	2,998,655.00	0.060	0.061	Federal Home Loan Discount	2,998,920.00
12942	FAD	12,000,000.00	0.080	09/03/2021	10/08/2020	11,991,200.00	0.081	0.082	Federal Home Loan Discount	11,995,680.00
13022	FAD	5,000,000.00	0.060	09/07/2021	12/07/2020	4,997,716.67	0.060	0.061	Federal Home Loan Discount	4,998,150.00


INVESTMENT #	TYPE	FACE VALUE	STATED RATE	MATURITY DATE	PURCHASE DATE	BOOK VALUE	YTM 360 DAYS	YTM 365 DAYS	DESCRIPTION	MARKET VALUE
12994	FAD	4,000,000.00	0.080	09/08/2021	11/18/2020	3,997,386.67	0.080	0.082	Federal Home Loan Discount	3,998,520.00
13020	FAD	3,000,000.00	0.060	09/09/2021	12/07/2020	2,998,620.00	0.060	0.061	Federal Home Loan Discount	2,998,890.00
12927	FAC	5,000,000.00	0.125	09/10/2021	09/10/2020	4,999,650.00	0.130	0.132	Federal Home Loan Bank	5,002,200.00
13018	FAD	3,000,000.00	0.060	09/13/2021	12/07/2020	2,998,600.00	0.060	0.061	Federal Home Loan Discount	2,998,860.00
13019	FAD	3,000,000.00	0.060	09/14/2021	12/07/2020	2,998,595.00	0.060	0.061	Federal Home Loan Discount	2,998,860.00
12951	FAD	3,000,000.00	0.115	09/15/2021	10/19/2020	2,996,827.92	0.116	0.118	Federal Home Loan Discount	2,998,860.00
11877	MC1	42,000.00	3.560	09/15/2021	09/15/2017	42,000.00	3.511	3.560	MARIN COUNTY	42,000.00
12952	FAD	3,000,000.00	0.115	09/16/2021	10/19/2020	2,996,818.33	0.116	0.118	Federal Home Loan Discount	2,998,830.00
12540	FAC	5,000,000.00	1.625	09/17/2021	09/17/2019	4,992,500.00	1.678	1.701	Federal Farm Credit Bank	5,042,750.00
12953	FAD	7,000,000.00	0.115	09/20/2021	10/19/2020	6,992,486.67	0.116	0.118	Federal Home Loan Discount	6,997,270.00
13021	FAD	3,000,000.00	0.060	09/21/2021	12/07/2020	2,998,560.00	0.060	0.061	Federal Home Loan Discount	2,998,800.00
13030	FAD	3,000,000.00	0.065	09/22/2021	12/10/2020	2,998,450.83	0.065	0.066	Federal Home Loan Discount	2,998,800.00
13031	FAD	3,000,000.00	0.065	09/23/2021	12/10/2020	2,998,445.42	0.065	0.066	Federal Home Loan Discount	2,998,800.00
13032	FAD	3,000,000.00	0.065	09/24/2021	12/10/2020	2,998,440.00	0.065	0.066	Federal Home Loan Discount	2,998,800.00
13033	FAD	3,000,000.00	0.065	09/27/2021	12/10/2020	2,998,423.75	0.065	0.066	Federal Home Loan Discount	2,998,770.00
13034	FAD	3,000,000.00	0.065	09/28/2021	12/10/2020	2,998,418.33	0.065	0.066	Federal Home Loan Discount	2,998,770.00
13035	FAD	3,000,000.00	0.065	09/29/2021	12/10/2020	2,998,412.92	0.065	0.066	Federal Home Loan Discount	2,998,770.00
12995	FAD	21,000,000.00	0.080	09/30/2021	11/19/2020	20,985,300.00	0.081	0.082	Federal Home Loan Bank	20,991,390.00
12981	FAD	15,000,000.00	0.060	10/01/2021	11/10/2020	14,991,875.00	0.060	0.061	Federal Home Loan Discount	14,993,700.00
12964	FAD	7,000,000.00	0.080	10/04/2021	10/28/2020	6,994,695.56	0.081	0.082	Federal Home Loan Discount	6,997,060.00
13036	FAD	3,000,000.00	0.065	10/05/2021	12/11/2020	2,998,385.83	0.065	0.066	Federal Home Loan Discount	2,998,740.00
13037	FAD	3,000,000.00	0.065	10/06/2021	12/11/2020	2,998,380.42	0.065	0.066	Federal Home Loan Discount	2,998,710.00
13038	FAD	3,000,000.00	0.065	10/07/2021	12/11/2020	2,998,375.00	0.065	0.066	Federal Home Loan Discount	2,998,710.00
13039	FAD	3,000,000.00	0.065	10/08/2021	12/11/2020	2,998,369.58	0.065	0.066	Federal Home Loan Discount	2,998,710.00
13040	FAD	3,000,000.00	0.065	10/12/2021	12/11/2020	2,998,347.92	0.065	0.066	Federal Home Loan Discount	2,998,680.00
12945	FAD	3,000,000.00	0.120	10/13/2021	10/13/2020	2,996,350.00	0.121	0.123	Federal Home Loan Discount	2,998,680.00
12958	FAD	4,000,000.00	0.080	10/14/2021	10/22/2020	3,996,826.67	0.081	0.082	Federal Home Loan Discount	3,998,240.00

INVESTMENT #	TYPE	FACE VALUE	STATED RATE	MATURITY DATE	PURCHASE DATE	BOOK VALUE	YTM 360 DAYS	YTM 365 DAYS	DESCRIPTION	MARKET VALUE
12957	FAD	8,000,000.00	0.080	10/15/2021	10/22/2020	7,993,635.56	0.081	0.082	Federal Home Loan Discount	7,996,480.00
13026	FAD	8,000,000.00	0.065	10/18/2021	12/09/2020	7,995,478.89	0.065	0.066	Federal Home Loan Discount	7,996,400.00
12950	FAC	5,000,000.00	0.125	10/19/2021	10/19/2020	4,999,660.00	0.130	0.131	Federal Home Loan Bank	5,002,550.00
13041	FAD	5,000,000.00	0.065	10/20/2021	12/11/2020	4,997,174.31	0.065	0.066	Federal Home Loan Discount	4,997,750.00
13001	FAD	3,000,000.00	0.050	10/21/2021	11/20/2020	2,998,604.17	0.050	0.051	Federal Home Loan Discount	2,998,650.00
13046	FAD	3,000,000.00	0.070	10/22/2021	12/15/2020	2,998,185.83	0.070	0.071	Federal Home Loan Discount	2,998,620.00
13002	FAD	3,000,000.00	0.050	10/25/2021	11/20/2020	2,998,587.50	0.050	0.051	Federal Home Loan Discount	2,998,620.00
13047	FAD	3,000,000.00	0.070	10/26/2021	12/15/2020	2,998,162.50	0.070	0.071	Federal Home Loan Discount	2,998,620.00
13003	FAD	5,000,000.00	0.050	10/27/2021	11/20/2020	4,997,631.94	0.050	0.051	Federal Home Loan Discount	4,997,650.00
13048	FAD	3,000,000.00	0.070	10/28/2021	12/15/2020	2,998,150.83	0.070	0.071	Federal Home Loan Discount	2,998,590.00
12876	FAC	20,000,000.00	0.180	10/29/2021	07/01/2020	20,000,000.00	0.177	0.180	Fed Agric Mrg Corp (FarmerMac)	20,015,200.00
12975	FAD	5,000,000.00	0.060	10/29/2021	11/04/2020	4,997,008.33	0.060	0.061	Federal Home Loan Discount	4,997,650.00
12973	FAD	5,000,000.00	0.120	11/01/2021	11/03/2020	4,993,950.00	0.121	0.123	Federal Farm Credit Bank Disc	4,997,300.00
13000	FAD	10,000,000.00	0.060	11/01/2021	11/19/2020	9,994,216.67	0.060	0.061	Federal Home Loan Discount	9,994,600.00
12998	FAD	10,000,000.00	0.060	11/02/2021	11/19/2020	9,994,200.00	0.060	0.061	Federal Home Loan Discount	9,994,500.00
12999	FAD	8,000,000.00	0.060	11/05/2021	11/19/2020	7,995,320.00	0.060	0.061	Federal Home Loan Discount	7,995,600.00
13025	FAD	3,000,000.00	0.070	11/08/2021	12/09/2020	2,998,051.67	0.070	0.071	Federal Home Loan Discount	2,998,320.00
13029	FAD	3,000,000.00	0.070	11/09/2021	12/09/2020	2,998,045.83	0.070	0.071	Federal Home Loan Discount	2,998,320.00
13028	FAD	3,000,000.00	0.070	11/10/2021	12/09/2020	2,998,040.00	0.070	0.071	Federal Home Loan Discount	2,998,320.00
12984	FAD	5,000,000.00	0.120	11/12/2021	11/13/2020	4,993,933.33	0.121	0.123	Federal Farm Credit Bank Disc	4,997,150.00
13027	FAD	3,000,000.00	0.070	11/12/2021	12/09/2020	2,998,028.33	0.070	0.071	Federal Home Loan Discount	2,998,290.00
13006	FAD	8,000,000.00	0.050	11/15/2021	11/24/2020	7,996,044.44	0.050	0.051	Federal Home Loan Discount	7,995,360.00
13012	FAD	3,000,000.00	0.090	11/16/2021	12/02/2020	2,997,382.50	0.091	0.092	Federal Home Loan Discount	2,998,260.00
13013	FAD	4,000,000.00	0.090	11/17/2021	12/02/2020	3,996,500.00	0.091	0.092	Federal Home Loan Discount	3,997,680.00
13014	FAD	3,000,000.00	0.090	11/18/2021	12/02/2020	2,997,367.50	0.091	0.092	Federal Home Loan Discount	2,998,260.00
13015	FAD	4,000,000.00	0.090	11/19/2021	12/02/2020	3,996,480.00	0.091	0.092	Federal Home Loan Discount	3,997,680.00
13007	FAD	3,000,000.00	0.050	11/22/2021	11/24/2020	2,998,487.50	0.050	0.051	Federal Home Loan Discount	2,998,230.00

INVESTMENT #	TYPE	FACE VALUE	STATED RATE	MATURITY DATE	PURCHASE DATE	BOOK VALUE	YTM 360 DAYS	YTM 365 DAYS	DESCRIPTION	MARKET VALUE
13008	FAD	9,000,000.00	0.050	11/24/2021	11/24/2020	8,995,437.50	0.050	0.051	Federal Home Loan Discount	8,994,600.00
13016	FAD	8,000,000.00	0.090	11/24/2021	12/02/2020	7,992,860.00	0.091	0.092	Federal Home Loan Discount	7,995,200.00
12910	FAC	10,000,000.00	0.140	11/29/2021	08/25/2020	10,000,000.00	0.138	0.140	Fed Agric Mrg Corp (FarmerMac)	10,004,100.00
13009	FAC	5,000,000.00	0.100	11/30/2021	11/30/2020	4,999,675.00	0.105	0.106	Federal Farm Credit Bank	5,000,550.00
13010	FAD	15,000,000.00	0.070	11/30/2021	11/30/2020	14,989,354.17	0.071	0.071	Federal Home Loan Discount	14,990,850.00
13011	FAC	10,000,000.00	0.125	12/01/2021	12/01/2020	10,000,000.00	0.123	0.125	Fed Agric Mrg Corp (FarmerMac)	10,000,000.00
13058	FAD	18,000,000.00	0.070	12/07/2021	01/05/2021	17,988,240.00	0.070	0.071	Federal Home Loan Discount	17,990,100.00
13056	FAD	8,000,000.00	0.070	12/10/2021	12/28/2020	7,994,602.22	0.070	0.071	Federal Home Loan Discount	7,995,600.00
13055	FAD	4,000,000.00	0.070	12/13/2021	12/28/2020	3,997,277.78	0.071	0.071	Federal Home Loan Discount	3,997,760.00
13042	FAC	5,000,000.00	0.090	12/14/2021	12/14/2020	4,999,685.00	0.094	0.096	Federal Home Loan Bank	5,001,100.00
13045	FAD	50,000,000.00	0.085	12/15/2021	12/15/2020	49,956,909.72	0.086	0.087	Federal Home Loan Discount	49,968,000.00
13054	FAD	50,000,000.00	0.070	12/15/2021	12/22/2020	49,965,194.44	0.071	0.071	Federal Home Loan Discount	49,968,000.00
13057	FAD	10,000,000.00	0.070	12/15/2021	12/30/2020	9,993,194.44	0.071	0.071	Federal Home Loan Discount	9,993,600.00
13065	FAD	10,000,000.00	0.070	12/15/2021	01/25/2021	9,993,700.00	0.070	0.071	Federal Home Loan Discount	9,993,600.00
13066	FAD	10,000,000.00	0.070	12/15/2021	01/26/2021	9,993,719.44	0.070	0.071	Federal Home Loan Discount	9,993,600.00
13049	FAC	5,000,000.00	0.090	12/16/2021	12/16/2020	4,999,940.00	0.089	0.091	Federal Home Loan Bank	5,001,100.00
13059	FAD	19,000,000.00	0.070	12/17/2021	01/05/2021	18,987,217.22	0.070	0.071	Federal Home Loan Discount	18,987,650.00
13051	FAD	8,000,000.00	0.050	12/20/2021	12/21/2020	7,995,955.56	0.050	0.051	Federal Home Loan Discount	7,994,800.00
13052	FAD	4,000,000.00	0.050	12/21/2021	12/21/2020	3,997,972.22	0.050	0.051	Federal Home Loan Discount	3,997,360.00
13060	FAD	3,500,000.00	0.070	12/22/2021	01/11/2021	3,497,652.08	0.070	0.071	Federal Home Loan Discount	3,497,690.00
13063	FAD	8,000,000.00	0.070	12/23/2021	01/21/2021	7,994,773.33	0.070	0.071	Federal Home Loan Discount	7,994,720.00
13064	FAD	4,000,000.00	0.070	12/27/2021	01/22/2021	3,997,363.33	0.070	0.071	Federal Home Loan Discount	3,997,320.00
13062	FAD	4,500,000.00	0.070	12/28/2021	01/20/2021	4,497,007.50	0.070	0.071	Federal Home Loan Discount	4,496,985.00
13061	FAD	5,000,000.00	0.070	12/29/2021	01/12/2021	4,996,587.50	0.070	0.071	Federal Home Loan Discount	4,996,650.00
13067	FAD	3,000,000.00	0.040	12/30/2021	01/28/2021	2,998,880.00	0.040	0.041	Federal Home Loan Discount	2,997,960.00
13068	FAD	3,000,000.00	0.040	12/31/2021	01/28/2021	2,998,876.67	0.040	0.041	Federal Home Loan Discount	2,997,960.00
13069	FAD	3,000,000.00	0.040	01/03/2022	02/02/2021	2,998,883.33	0.040	0.041	Federal Home Loan Discount	2,997,690.00

INVESTMENT #	TYPE	FACE VALUE	STATED RATE	MATURITY DATE	PURCHASE DATE	BOOK VALUE	YTM 360 DAYS	YTM 365 DAYS	DESCRIPTION	MARKET VALUE
13070	FAD	3,000,000.00	0.040	01/04/2022	02/02/2021	2,998,880.00	0.040	0.041	Federal Home Loan Discount	2,997,690.00
13076	FAD	13,000,000.00	0.020	01/07/2022	02/16/2021	12,997,652.78	0.020	0.020	Federal Home Loan Discount	12,989,860.00
13082	FAD	20,000,000.00	0.020	01/31/2022	02/26/2021	19,996,233.33	0.020	0.020	Federal Home Loan Discount	19,983,200.00
12041	MC1	100,000.00	3.560	02/01/2022	02/13/2018	100,117.04	3.507	3.555	MARIN COUNTY	100,117.04
13072	FAD	3,000,000.00	0.055	02/03/2022	02/08/2021	2,998,350.00	0.055	0.056	Federal Home Loan Discount	2,997,450.00
13071	FAD	13,000,000.00	0.055	02/04/2022	02/08/2021	12,992,830.14	0.055	0.056	Federal Home Loan Discount	12,988,950.00
13075	FAD	7,000,000.00	0.060	02/07/2022	02/11/2021	6,995,788.33	0.060	0.061	Federal Home Loan Discount	6,993,980.00
13078	FAD	3,000,000.00	0.060	02/08/2022	02/17/2021	2,998,220.00	0.060	0.061	Federal Home Loan Discount	2,997,420.00
13073	FAC	5,000,000.00	0.070	02/09/2022	02/09/2021	4,999,445.00	0.079	0.081	Federal Farm Credit Bank	4,998,200.00
13079	FAD	3,000,000.00	0.060	02/10/2022	02/17/2021	2,998,210.00	0.060	0.061	Federal Home Loan Discount	2,997,420.00
13080	FAD	4,551,000.00	0.060	02/11/2022	02/17/2021	4,548,276.99	0.060	0.061	Federal Home Loan Discount	4,547,040.63
13081	FAC	10,000,000.00	0.100	02/22/2022	02/22/2021	10,000,000.00	0.098	0.100	Fed Agric Mrg Corp (FarmerMac)	10,000,000.00
11738	RRP	177,905.05	4.500	02/28/2022	03/01/2017	177,905.05	4.438	4.500	MARIN COUNTY	177,905.05
12770	FAC	5,000,000.00	0.625	03/18/2022	03/18/2020	5,000,000.00	0.616	0.625	Federal Farm Credit Bank	5,025,850.00
12840	FAC	5,000,000.00	0.300	05/17/2022	05/15/2020	5,000,000.00	0.295	0.299	Fed Home Ln Mtg Corp	5,001,300.00
12843	FAC	5,000,000.00	0.270	05/26/2022	05/26/2020	5,000,000.00	0.266	0.270	Fed Home Ln Mtg Corp	5,000,450.00
13074	FAC	10,000,000.00	0.100	06/29/2022	02/10/2021	10,000,000.00	0.098	0.100	Fed Agric Mrg Corp (FarmerMac)	9,992,000.00
12873	FAC	5,000,000.00	0.300	06/30/2022	06/30/2020	5,000,000.00	0.295	0.300	Fed Home Ln Mtg Corp	5,002,600.00
12884	FAC	5,000,000.00	0.250	07/20/2022	07/20/2020	5,000,000.00	0.246	0.250	Fed Home Ln Mtg Corp	5,001,050.00
12891	FAC	5,000,000.00	0.250	07/28/2022	07/28/2020	5,000,000.00	0.246	0.250	Fed Home Ln Mtg Corp	5,000,900.00
12894	FAC	5,000,000.00	0.250	07/29/2022	07/29/2020	5,000,000.00	0.246	0.250	Fed Home Ln Mtg Corp	4,998,450.00
11869	RRP	981,129.53	4.500	09/01/2022	09/01/2017	981,129.53	4.438	4.500	MARIN COUNTY	981,129.53
11878	MC1	40,000.00	3.648	09/15/2022	09/15/2017	40,000.00	3.598	3.648	MARIN COUNTY	40,000.00
12883	FAC	5,000,000.00	0.300	10/14/2022	07/14/2020	5,000,000.00	0.295	0.300	Fed Home Ln Mtg Corp	5,002,100.00
12892	FAC	5,000,000.00	0.300	10/28/2022	07/28/2020	5,000,000.00	0.295	0.300	Fed Home Ln Mtg Corp	5,002,300.00
12977	FAC	5,000,000.00	0.200	11/21/2022	11/06/2020	5,000,000.00	0.197	0.199	Fed Agric Mrg Corp (FarmerMac)	5,002,400.00
13004	FAC	5,000,000.00	0.125	11/23/2022	11/23/2020	4,996,500.00	0.157	0.160	Federal Farm Credit Bank	4,999,000.00

INVESTMENT #	TYPE	FACE VALUE	STATED RATE	MATURITY DATE	PURCHASE DATE	BOOK VALUE	YTM 360 DAYS	YTM 365 DAYS	DESCRIPTION	MARKET VALUE
13005	FAC	5,000,000.00	0.190	11/23/2022	11/23/2020	5,000,000.00	0.187	0.190	Fed Home Ln Mtg Corp	5,000,050.00
12662	RRP	203,419.75	3.500	12/05/2022	12/05/2019	203,419.75	3.452	3.500	MARIN COUNTY	203,419.75
13044	FAC	5,000,000.00	0.200	12/15/2022	12/15/2020	5,000,000.00	0.197	0.200	Fed Home Ln Mtg Corp	5,000,950.00
13050	FAC	5,000,000.00	0.200	12/16/2022	12/16/2020	5,000,000.00	0.197	0.200	Fed Home Ln Mtg Corp	4,998,450.00
13053	FAC	6,000,000.00	0.180	12/22/2022	12/22/2020	6,000,000.00	0.177	0.180	Fed Agric Mrg Corp (FarmerMac)	5,995,080.00
12042	MC1	100,000.00	3.648	02/01/2023	02/13/2018	100,119.93	3.593	3.643	MARIN COUNTY	100,119.93
13043	FAC	5,000,000.00	0.220	03/14/2023	12/14/2020	5,000,000.00	0.216	0.220	Fed Home Ln Mtg Corp	4,995,200.00
12980	RRP	400,000.00	4.000	11/01/2025	11/01/2020	400,000.00	3.945	4.000	MARIN COUNTY	400,000.00
		1,617,983,583.38				1,616,708,185.44				1,617,686,107.39
AMORTIZATION & ACCRETION OF PREMIUMS & DISCOUNTS						1,859.68			ACCRUED INTEREST DISCOUNT INVESTMENTS	
		1,617,983,583.38				1,616,710,045.12				1,617,686,107.39



TREASURER DIVISION - DEPARTMENT OF FINANCE
 PORTFOLIO SUMMARY REPORT - OPERATING FUNDS
 COUNTY OF MARIN, SCHOOLS & SPECIAL DISTRICTS
 February 28, 2021

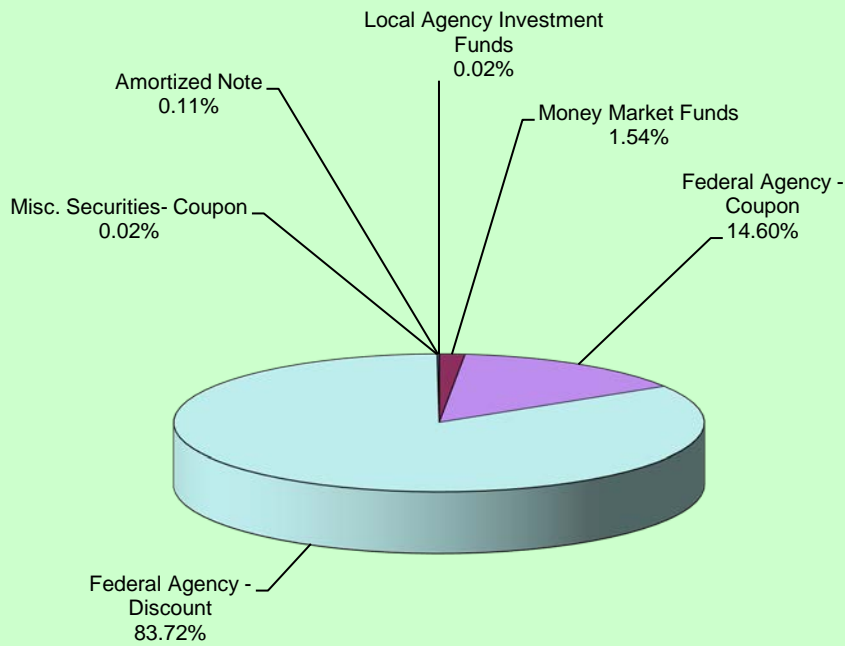
DESCRIPTION	ENDING BALANCE February 28, 2021	AVERAGE BALANCE February 28, 2021	WEIGHTED AVERAGE DAYS TO MATURITY	ANNUALIZED YIELD February 28, 2021	YIELD February 28, 2021
LOCAL AGENCY INVESTMENT FUNDS	\$255,234.38	\$255,234.38	1	0.407	0.407
MONEY MARKET FUNDS	\$24,975,894.67	\$36,886,608.96	1	0.010	0.010
FEDERAL AGENCY ISSUES - COUPON	\$235,963,925.00	\$222,954,065.71	338	0.412	0.362
FEDERAL AGENCY ISSUES - DISCOUNT	\$1,353,468,440.09	\$1,364,289,084.08	170	0.107	0.104
TREASURY SECURITIES - COUPON					
TREASURY SECURITIES - DISCOUNT		\$2,568,716.07		0.157	
MISC SECURITIES - COUPON	\$282,236.97	\$282,000.00	478	3.604	3.601
AMORTIZED NOTE	\$1,762,454.33	\$1,926,618.25	804	4.663	4.271
TOTALS & AVERAGES	\$1,616,708,185.44	\$1,629,162,327.45	193	0.152%	0.146%

The Local Agency Investment Funds is an open ended account and is not included in the total weighted days to maturity.

**Treasurer Division - Department of Finance
Portfolio Yield Report - Operating Funds
County of Marin, Schools & Special Districts
February 28, 2021**

INVESTMENT HOLDINGS	BOOK VALUE	2/28/21
Local Agency Investment Funds	\$255,234.38	0.407%
Money Market Funds	\$24,975,894.67	0.010%
Federal Agency - Coupon	\$235,963,925.00	0.362%
Federal Agency - Discount	\$1,353,468,440.09	0.104%
Misc. Securities- Coupon	\$282,236.97	3.601%
Amortized Note	\$1,762,454.33	4.271%
TOTAL	\$1,616,708,185.44	0.146%

PORTFOLIO ALLOCATION




TREASURER DIVISION - DEPARTMENT OF FINANCE

REPORT OF INVESTMENTS - NON-OPERATING FUNDS

CHILDREN & FAMILIES COMMISSION

February 28, 2021



Page 1


INVESTMENT #	TYPE	FACE VALUE	MATURITY DATE	PURCHASE DATE	BOOK VALUE	YTM 360 DAYS	YTM 365 DAYS	DESCRIPTION	MARKET VALUE
101	LA2	106,012.50	/ /	/ /	106,012.50	0.401	0.407	LOCAL AGENCY INVESTMENT FUND	106,012.50
		106,012.50			106,012.50				106,012.50

TREASURER DIVISION - DEPARTMENT OF FINANCE

REPORT OF INVESTMENTS - NON-OPERATING FUNDS

SAN RAFAEL SCHOOLS

February 28, 2021



Page 1

INVESTMENT #	TYPE	FACE VALUE	MATURITY DATE	PURCHASE DATE	BOOK VALUE	YTM 360 DAYS	YTM 365 DAYS	DESCRIPTION	MARKET VALUE
687	LA1	0.00	//	//	0.00	5.181	5.253	LOCAL AGENCY INVESTMENT FUND	0.00
746	LA1	459,211.30	//	//	459,211.30	0.401	0.407	LOCAL AGENCY INVESTMENT FUND	459,211.30
		459,211.30			459,211.30				459,211.30
AMORTIZATION & ACCRETION OF PREMIUMS & DISCOUNTS					-0-				
		459,211.30			459,211.30				459,211.30