

DIVISION OF THE DEPARTMENT OF FINANCE
TREASURER

Excellent and responsive fiscal leadership.

Roy Given, CPA
DIRECTOR

May 12, 2020

Mina Martinovich, CPA
ASSISTANT DIRECTOR

Katie Rice, President
Board of Supervisors
County of Marin
3501 Civic Center Dr. #329
San Rafael, CA 94903

Mary Jane Burke
Superintendent of Schools
Marin County Office of Education
P.O. Box 4925
San Rafael, CA 94913

Marin County Schools,
Special Districts, and
MCERA

Karen Shaw
FINANCE DIVISION CHIEF

RE: MONTHLY REPORT OF COUNTY, SCHOOLS AND DISTRICT INVESTMENTS
as of March 31, 2020.

Marin County Civic Center
3501 Civic Center Drive
Suite 209
PO Box 4220
San Rafael, CA 94913-4220
415 473 6143 T
415 473 3741 F
CRS Dial 711
www.marincounty.org/treas

Dear Investment Fund Participants:

The attached Monthly Report of County, Schools and District investments is provided for your review.

* The investments were made pursuant to Government Code Sections 53601, 53635 and comply with the County Treasurer's Statement of Investment Policy. The investment policy provides for:

- Preservation of capital through high quality investments;
- Maintenance of sufficient liquidity to meet participant operating needs; and
- A rate of return consistent with the above objectives.

* Maturities are scheduled to meet participant expenditure requirements for the next six months.

* Attached spreadsheets identify investment type, issuer, maturity date, amount invested and fair market value for each security held. Fair market values were determined by Wells Fargo Institutional Trust Services on all securities except for investments in the Local Agency Investment Fund which was valued at face value by us. Adjustments have been made for premiums, discounts and accrued interest on discount securities to make the book value and fair market value more comparable.

I trust you find this report informative. Should you have any questions do not hesitate to call me.

Respectfully submitted,

Roy Given
Director of Finance

RG: bg
Attachments

cc: Matthew Hymel, County Administrator
Marin County Treasury Oversight Committee

CA3

**TREASURER DIVISION - DEPARTMENT OF FINANCE
 REPORT OF INVESTMENTS - OPERATING FUNDS
 COUNTY OF MARIN, SCHOOLS & SPECIAL DISTRICTS**

March 31, 2020

Page 1

INVESTMENT #	TYPE	FACE VALUE	STATED RATE	MATURITY DATE	PURCHASE DATE	BOOK VALUE	YTM 360 DAYS	YTM 365 DAYS	DESCRIPTION	MARKET VALUE
142	LA1	252,098.22	2.967	//	07/01/2011	252,098.22	1.762	1.787	Local Agency Investment Fund	252,098.22
3490	LA2	0.00	5.170	//	07/01/2011	0.00	0.000	0.001	MM-DREYFUS	0.00
9149	LA2	22,172,348.24	0.040	//	07/01/2011	22,172,348.24	0.779	0.790	MM-FIDELITY Institutional Gov	22,172,348.24
4366	LA2	0.00	4.930	//	07/01/2011	0.00	0.009	0.010	NATIONS Treasury Reserves	0.00
2246	LA2	12,074,167.30	4.760	//	07/01/2011	12,074,167.30	0.739	0.750	MM-WELLS FARGO Institutional G	12,074,167.30
12766	FAD	5,000,000.00	0.920	04/03/2020	03/06/2020	4,996,422.22	0.920	0.933	Fed Agric Mtg Corp Discount	5,000,000.00
12562	FAD	8,000,000.00	1.600	04/13/2020	10/15/2019	7,935,644.44	1.612	1.635	Federal Home Loan Discount	7,999,840.00
12461	FAD	12,000,000.00	0.000	04/15/2020	05/23/2019	11,758,373.33	2.284	2.315	Federal Home Loan Discount	11,999,640.00
12465	FAD	12,500,000.00	0.000	04/15/2020	05/29/2019	12,256,263.89	2.252	2.283	Federal Home Loan Discount	12,499,625.00
12546	FAD	30,000,000.00	0.000	04/15/2020	09/27/2019	29,711,900.00	1.756	1.781	Federal Home Loan Discount	29,999,100.00
12549	FAD	17,000,000.00	1.530	04/15/2020	10/08/2019	16,862,725.00	1.567	1.589	Federal Home Loan Discount	16,999,490.00
12570	FAD	15,000,000.00	1.550	04/15/2020	10/18/2019	14,883,750.00	1.562	1.583	Federal Home Loan Discount	14,999,550.00
12663	FAD	23,000,000.00	1.530	04/15/2020	12/06/2019	22,871,947.50	1.538	1.559	Federal Home Loan Discount	22,999,310.00
12577	FAD	3,000,000.00	1.570	04/16/2020	10/24/2019	2,977,104.17	1.582	1.604	Federal Home Loan Discount	2,999,910.00
12576	FAD	8,000,000.00	1.560	04/17/2020	10/23/2019	7,938,640.00	1.572	1.593	Federal Home Loan Discount	7,999,760.00
12555	FAD	8,000,000.00	1.600	04/17/2020	10/11/2019	7,932,800.00	1.640	1.663	Fed Home Ln Mtg Corp Disc	7,999,760.00
12575	FAD	6,000,000.00	1.560	04/20/2020	10/22/2019	5,952,940.00	1.572	1.594	Federal Home Loan Discount	5,999,760.00
12602	FAD	3,000,000.00	1.500	04/21/2020	11/06/2019	2,979,125.00	1.510	1.531	Federal Home Loan Discount	2,999,880.00
12603	FAD	3,000,000.00	1.500	04/23/2020	11/06/2019	2,978,875.00	1.510	1.531	Federal Home Loan Discount	2,999,880.00
12314	FAC	5,000,000.00	2.600	04/24/2020	01/24/2019	4,998,880.00	2.584	2.620	Federal Farm Credit Bank	5,009,100.00
12678	FAD	5,000,000.00	1.520	04/24/2020	12/10/2019	4,971,288.89	1.528	1.550	Federal Home Loan Discount	4,999,800.00
12556	FAD	3,000,000.00	1.580	04/27/2020	10/11/2019	2,973,798.33	1.619	1.642	Fed Home Ln Mtg Corp Disc	2,999,850.00

INVESTMENT #	TYPE	FACE VALUE	STATED RATE	MATURITY DATE	PURCHASE DATE	BOOK VALUE	YTM 360 DAYS	YTM 365 DAYS	DESCRIPTION	MARKET VALUE
12593	FAD	3,000,000.00	1.510	04/27/2020	10/31/2019	2,977,475.83	1.521	1.542	Fed Home Ln Mtg Corp Disc	2,999,850.00
12594	FAD	5,000,000.00	1.510	04/28/2020	10/31/2019	4,962,250.00	1.521	1.542	Fed Home Ln Mtg Corp Disc	4,999,750.00
12672	FAD	5,000,000.00	1.520	04/29/2020	12/09/2019	4,970,022.22	1.529	1.550	Federal Home Loan Discount	4,999,750.00
12467	FAD	25,000,000.00	2.135	04/30/2020	06/06/2019	24,512,211.81	2.204	2.234	Fed Agric Mtg Corp Discount	24,998,500.00
12673	FAD	10,000,000.00	1.520	04/30/2020	12/09/2019	9,939,622.22	1.529	1.550	Federal Home Loan Discount	9,999,400.00
12609	FAD	12,000,000.00	1.520	05/01/2020	11/12/2019	11,913,360.00	1.531	1.552	Federal Home Loan Discount	11,999,280.00
12685	FAD	5,000,000.00	1.565	05/04/2020	12/12/2019	4,968,700.00	1.574	1.596	Federal Home Loan Discount	4,999,700.00
12595	FAD	5,000,000.00	1.500	05/04/2020	11/01/2019	4,961,458.33	1.528	1.549	Fed Home Ln Mtg Corp Disc	4,999,700.00
12596	FAD	7,000,000.00	1.500	05/05/2020	11/01/2019	6,945,750.00	1.528	1.549	Fed Home Ln Mtg Corp Disc	6,999,510.00
12597	FAD	3,000,000.00	1.500	05/06/2020	11/01/2019	2,976,625.00	1.528	1.550	Fed Home Ln Mtg Corp Disc	2,999,790.00
12680	FAD	5,000,000.00	1.520	05/07/2020	12/11/2019	4,968,755.56	1.529	1.550	Federal Home Loan Discount	4,999,650.00
12604	FAD	3,000,000.00	1.520	05/07/2020	11/07/2019	2,976,946.67	1.531	1.553	Fed Home Ln Mtg Corp Disc	2,999,790.00
12686	FAD	5,000,000.00	1.520	05/08/2020	12/12/2019	4,968,755.56	1.529	1.550	Federal Home Loan Discount	4,999,650.00
12578	FAD	3,000,000.00	1.560	05/11/2020	10/25/2019	2,974,130.00	1.599	1.621	Federal Home Loan Discount	2,999,760.00
12579	FAD	3,000,000.00	1.560	05/12/2020	10/25/2019	2,974,000.00	1.599	1.621	Federal Home Loan Discount	2,999,760.00
12587	FAD	3,000,000.00	1.560	05/13/2020	10/30/2019	2,974,520.00	1.599	1.621	Federal Home Loan Discount	2,999,760.00
12588	FAD	3,000,000.00	1.560	05/14/2020	10/30/2019	2,974,390.00	1.599	1.621	Federal Home Loan Discount	2,999,760.00
12580	FAD	9,000,000.00	1.560	05/15/2020	10/25/2019	8,920,830.00	1.599	1.621	Federal Home Loan Discount	8,999,190.00
12589	FAD	8,000,000.00	1.560	05/18/2020	10/30/2019	7,930,320.00	1.599	1.621	Federal Home Loan Discount	7,999,280.00
12590	FAD	3,000,000.00	1.560	05/19/2020	10/30/2019	2,973,740.00	1.599	1.621	Federal Home Loan Discount	2,999,730.00
12591	FAD	3,000,000.00	1.560	05/20/2020	10/30/2019	2,973,610.00	1.599	1.621	Federal Home Loan Discount	2,999,730.00
12592	FAD	3,000,000.00	1.560	05/21/2020	10/30/2019	2,973,480.00	1.599	1.621	Federal Home Loan Discount	2,999,700.00
12664	FAD	15,000,000.00	1.520	05/22/2020	12/06/2019	14,893,600.00	1.530	1.552	Federal Home Loan Discount	14,998,500.00
12599	FAD	3,000,000.00	1.470	05/26/2020	11/04/2019	2,975,010.00	1.499	1.520	Fed Home Ln Mtg Corp Disc	2,999,670.00
12600	FAD	3,000,000.00	1.470	05/27/2020	11/04/2019	2,974,887.50	1.500	1.520	Fed Home Ln Mtg Corp Disc	2,999,670.00
12605	FAD	4,000,000.00	1.510	05/28/2020	11/07/2019	3,965,941.11	1.540	1.562	Fed Home Ln Mtg Corp Disc	3,999,560.00
12466	FAD	8,000,000.00	1.980	05/29/2020	06/05/2019	7,842,040.00	2.043	2.071	Fed Agric Mtg Corp Discount	7,999,120.00

INVESTMENT #	TYPE	FACE VALUE	STATED RATE	MATURITY DATE	PURCHASE DATE	BOOK VALUE	YTM 360 DAYS	YTM 365 DAYS	DESCRIPTION	MARKET VALUE
12469	FAD	12,000,000.00	1.980	05/29/2020	06/06/2019	11,763,720.00	2.043	2.071	Fed Agric Mtg Corp Discount	11,998,680.00
12670	FAD	10,000,000.00	1.520	05/29/2020	12/09/2019	9,927,377.78	1.531	1.552	Federal Home Loan Discount	9,998,900.00
12581	FAD	5,000,000.00	1.500	05/29/2020	10/25/2019	4,954,791.67	1.537	1.559	Fed Home Ln Mtg Corp Disc	4,999,450.00
12544	FAD	13,000,000.00	1.710	06/01/2020	09/26/2019	12,846,242.50	1.752	1.776	Fed Home Ln Mtg Corp Disc	12,998,440.00
12620	FAD	3,000,000.00	1.530	06/02/2020	11/14/2019	2,974,372.50	1.561	1.582	Fed Home Ln Mtg Corp Disc	2,999,640.00
12627	FAD	3,000,000.00	1.530	06/03/2020	11/14/2019	2,974,245.00	1.561	1.583	Fed Home Ln Mtg Corp Disc	2,999,640.00
12621	FAD	3,000,000.00	1.530	06/04/2020	11/14/2019	2,974,117.50	1.561	1.583	Fed Home Ln Mtg Corp Disc	2,999,640.00
12610	FAD	7,000,000.00	1.530	06/05/2020	11/13/2019	6,939,012.50	1.561	1.583	Fed Home Ln Mtg Corp Disc	6,999,090.00
12622	FAD	3,000,000.00	1.530	06/08/2020	11/14/2019	2,973,607.50	1.561	1.583	Fed Home Ln Mtg Corp Disc	2,999,610.00
12628	FAD	3,000,000.00	1.530	06/09/2020	11/18/2019	2,973,990.00	1.561	1.583	Fed Home Ln Mtg Corp Disc	2,999,610.00
12629	FAD	3,000,000.00	1.530	06/10/2020	11/18/2019	2,973,862.50	1.561	1.583	Fed Home Ln Mtg Corp Disc	2,999,580.00
12566	FAD	10,000,000.00	1.530	06/11/2020	10/16/2019	9,898,425.00	1.569	1.591	Fed Home Ln Mtg Corp Disc	9,998,600.00
12634	FAD	8,000,000.00	1.530	06/12/2020	11/19/2019	7,929,960.00	1.561	1.583	Federal Home Loan Discount	7,998,880.00
12476	FAD	8,000,000.00	2.010	06/15/2020	06/19/2019	7,838,306.67	2.075	2.103	Fed Agric Mtg Corp Discount	7,998,800.00
12482	FAD	10,000,000.00	1.900	06/15/2020	06/26/2019	9,812,638.89	1.959	1.986	Fed Agric Mtg Corp Discount	9,998,500.00
12682	FAD	5,000,000.00	1.500	06/16/2020	12/11/2019	4,960,833.33	1.536	1.558	Federal Home Loan Discount	4,999,250.00
12624	FAD	3,000,000.00	1.530	06/17/2020	11/15/2019	2,972,587.50	1.562	1.584	Federal Home Loan Discount	2,999,550.00
12618	FAD	3,000,000.00	1.530	06/18/2020	11/14/2019	2,972,332.50	1.562	1.584	Fed Home Ln Mtg Corp Disc	2,999,550.00
12625	FAD	3,000,000.00	1.530	06/19/2020	11/15/2019	2,972,332.50	1.562	1.584	Federal Home Loan Discount	2,999,550.00
12626	FAD	3,000,000.00	1.530	06/22/2020	11/15/2019	2,971,950.00	1.563	1.584	Federal Home Loan Discount	2,999,520.00
12638	FAD	3,000,000.00	1.510	06/23/2020	11/21/2019	2,972,945.83	1.542	1.563	Federal Home Loan Discount	2,999,520.00
12619	FAD	3,000,000.00	1.530	06/24/2020	11/14/2019	2,971,567.50	1.563	1.585	Fed Home Ln Mtg Corp Disc	2,999,520.00
12639	FAD	3,000,000.00	1.510	06/25/2020	11/21/2019	2,972,694.17	1.542	1.563	Federal Home Loan Discount	2,999,520.00
12567	FAD	18,000,000.00	1.540	06/26/2020	10/16/2019	17,804,420.00	1.580	1.602	Fed Home Ln Mtg Corp Disc	17,996,940.00
12656	FAD	3,000,000.00	1.550	06/26/2020	12/03/2019	2,973,391.67	1.589	1.611	Fed Home Ln Mtg Corp Disc	2,999,490.00
12568	FAD	14,000,000.00	1.540	06/29/2020	10/16/2019	13,846,085.56	1.580	1.602	Fed Home Ln Mtg Corp Disc	13,997,620.00
12572	FAD	4,000,000.00	1.490	06/29/2020	10/21/2019	3,958,280.00	1.528	1.549	Fed Home Ln Mtg Corp Disc	3,999,320.00

INVESTMENT #	TYPE	FACE VALUE	STATED RATE	MATURITY DATE	PURCHASE DATE	BOOK VALUE	YTM		DESCRIPTION	MARKET VALUE
							360 DAYS	365 DAYS		
12569	FAD	9,000,000.00	1.540	06/30/2020	10/16/2019	8,900,670.00	1.580	1.602	Fed Home Ln Mtg Corp Disc	8,998,470.00
12573	FAD	10,000,000.00	1.490	06/30/2020	10/21/2019	9,895,286.11	1.528	1.549	Fed Home Ln Mtg Corp Disc	9,998,300.00
12683	FAD	5,000,000.00	1.540	06/30/2020	12/11/2019	4,956,794.44	1.578	1.600	Fed Home Ln Mtg Corp Disc	4,999,150.00
12630	FAD	5,000,000.00	1.530	07/01/2020	11/18/2019	4,951,975.00	1.563	1.585	Fed Home Ln Mtg Corp Disc	4,998,850.00
12709	FAD	6,000,000.00	1.550	07/02/2020	01/02/2020	5,952,983.33	1.562	1.583	Fed Agric Mtg Corp Discount	5,998,620.00
12631	FAD	3,000,000.00	1.530	07/02/2020	11/18/2019	2,971,057.50	1.563	1.585	Fed Home Ln Mtg Corp Disc	2,999,310.00
12636	FAD	3,000,000.00	1.520	07/06/2020	11/21/2019	2,971,120.00	1.553	1.575	Fed Home Ln Mtg Corp Disc	2,999,280.00
12611	FAD	7,000,000.00	1.530	07/07/2020	11/13/2019	6,929,492.50	1.564	1.586	Fed Home Ln Mtg Corp Disc	6,998,320.00
12648	FAD	12,000,000.00	1.590	07/09/2020	11/29/2019	11,881,810.00	1.625	1.648	Federal Home Loan Discount	11,997,000.00
12653	FAD	10,000,000.00	1.520	07/10/2020	12/02/2019	9,906,688.89	1.558	1.580	Federal Home Loan Discount	9,997,500.00
12665	FAD	4,000,000.00	1.500	07/14/2020	12/06/2019	3,963,166.67	1.537	1.559	Federal Home Loan Discount	3,998,960.00
12509	FAD	10,000,000.00	1.950	07/15/2020	07/30/2019	9,809,875.00	2.012	2.040	Fed Agric Mtg Corp Discount	9,997,400.00
12637	FAD	3,000,000.00	1.515	07/20/2020	11/21/2019	2,969,447.50	1.549	1.571	Fed Home Ln Mtg Corp Disc	2,999,190.00
12654	FAD	3,000,000.00	1.520	07/23/2020	12/02/2019	2,970,360.00	1.559	1.580	Federal Home Loan Discount	2,999,160.00
12612	FAD	9,000,000.00	1.530	07/24/2020	11/13/2019	8,902,845.00	1.566	1.588	Fed Home Ln Mtg Corp Disc	8,997,480.00
12613	FAD	8,000,000.00	1.530	07/27/2020	11/13/2019	7,912,620.00	1.566	1.588	Fed Home Ln Mtg Corp Disc	7,997,680.00
12655	FAD	4,000,000.00	1.520	07/28/2020	12/02/2019	3,959,635.56	1.559	1.580	Federal Home Loan Discount	3,998,840.00
12660	FAD	20,000,000.00	1.500	07/29/2020	12/04/2019	19,801,666.67	1.538	1.559	Federal Home Loan Discount	19,994,000.00
12661	FAD	32,000,000.00	1.500	07/29/2020	12/05/2019	31,684,000.00	1.538	1.559	Federal Home Loan Discount	31,990,400.00
12666	FAD	21,000,000.00	1.500	07/29/2020	12/06/2019	20,793,500.00	1.538	1.559	Federal Home Loan Discount	20,993,700.00
12708	FAD	3,000,000.00	1.500	07/29/2020	12/31/2019	2,973,625.00	1.531	1.552	Federal Home Loan Discount	2,999,100.00
12659	FAD	12,000,000.00	1.515	07/29/2020	12/03/2019	11,879,305.00	1.554	1.575	Fed Home Ln Mtg Corp Disc	11,996,400.00
12623	FAD	5,000,000.00	1.530	07/30/2020	11/14/2019	4,944,962.50	1.566	1.588	Fed Home Ln Mtg Corp Disc	4,998,500.00
12515	FAD	8,000,000.00	1.730	07/31/2020	08/09/2019	7,862,753.33	1.782	1.806	Fed Agric Mtg Corp Discount	7,997,600.00
12657	FAD	3,000,000.00	1.530	07/31/2020	12/03/2019	2,969,272.50	1.569	1.591	Fed Home Ln Mtg Corp Disc	2,999,100.00
12649	FAD	5,000,000.00	1.590	08/03/2020	11/29/2019	4,945,233.33	1.627	1.650	Federal Home Loan Discount	4,998,100.00
12650	FAD	3,000,000.00	1.590	08/04/2020	11/29/2019	2,967,007.50	1.627	1.650	Federal Home Loan Discount	2,998,860.00

INVESTMENT #	TYPE	FACE VALUE	STATED RATE	MATURITY DATE	PURCHASE DATE	BOOK VALUE	YTM		DESCRIPTION	MARKET VALUE
							360 DAYS	365 DAYS		
12651	FAD	3,000,000.00	1.590	08/05/2020	11/29/2019	2,966,875.00	1.627	1.650	Federal Home Loan Discount	2,998,860.00
12652	FAD	3,000,000.00	1.590	08/06/2020	11/29/2019	2,966,742.50	1.628	1.650	Federal Home Loan Discount	2,998,830.00
12614	FAD	11,000,000.00	1.530	08/07/2020	11/13/2019	10,874,710.00	1.567	1.589	Fed Home Ln Mtg Corp Disc	10,995,710.00
12615	FAD	8,000,000.00	1.530	08/10/2020	11/13/2019	7,907,860.00	1.567	1.589	Fed Home Ln Mtg Corp Disc	7,996,800.00
12667	FAD	4,000,000.00	1.475	08/11/2020	12/06/2019	3,959,191.67	1.512	1.533	Fed Home Ln Mtg Corp Disc	3,998,400.00
12647	FAD	4,000,000.00	1.595	08/13/2020	11/27/2019	3,953,922.22	1.634	1.656	Federal Home Loan Discount	3,998,360.00
12699	FAD	3,000,000.00	1.500	08/14/2020	12/23/2019	2,970,625.00	1.538	1.559	Federal Home Loan Discount	2,998,770.00
12700	FAD	3,000,000.00	1.500	08/17/2020	12/23/2019	2,970,250.00	1.538	1.559	Federal Home Loan Discount	2,998,740.00
12701	FAD	3,000,000.00	1.500	08/18/2020	12/23/2019	2,970,125.00	1.538	1.559	Federal Home Loan Discount	2,998,740.00
12525	FAD	3,500,000.00	1.720	08/19/2020	08/23/2019	3,439,465.56	1.771	1.796	Federal Home Loan Discount	3,498,495.00
12526	FAD	3,500,000.00	1.720	08/20/2020	08/23/2019	3,439,298.33	1.771	1.796	Federal Home Loan Discount	3,498,495.00
12703	FAD	5,000,000.00	1.610	08/21/2020	12/27/2019	4,946,780.56	1.652	1.675	Federal Farm Credit Bank Disc	4,997,850.00
12645	FAD	9,500,000.00	1.510	08/21/2020	11/26/2019	9,392,810.97	1.546	1.568	Fed Home Ln Mtg Corp Disc	9,495,915.00
12635	FAD	7,000,000.00	1.500	08/24/2020	11/20/2019	6,918,916.67	1.537	1.558	Fed Home Ln Mtg Corp Disc	6,996,920.00
12668	FAD	4,000,000.00	1.465	08/25/2020	12/06/2019	3,957,189.44	1.503	1.523	Fed Home Ln Mtg Corp Disc	3,998,200.00
12528	FAC	5,000,000.00	1.750	08/26/2020	08/26/2019	4,998,945.00	1.747	1.771	Federal Home Loan Bank	5,030,150.00
12658	FAD	4,000,000.00	1.520	08/27/2020	12/03/2019	3,954,737.78	1.560	1.581	Fed Home Ln Mtg Corp Disc	3,998,200.00
12616	FAD	18,000,000.00	1.530	08/28/2020	11/13/2019	17,778,915.00	1.568	1.590	Fed Home Ln Mtg Corp Disc	17,991,900.00
12617	FAD	9,000,000.00	1.530	08/31/2020	11/13/2019	8,888,310.00	1.569	1.590	Fed Home Ln Mtg Corp Disc	8,995,860.00
12684	FAD	5,000,000.00	1.520	08/31/2020	12/12/2019	4,944,477.78	1.560	1.581	Fed Home Ln Mtg Corp Disc	4,997,700.00
12713	FAD	6,000,000.00	1.480	09/01/2020	01/06/2020	5,941,046.67	1.513	1.534	Federal Home Loan Discount	5,996,700.00
12715	FAD	3,000,000.00	1.480	09/02/2020	01/08/2020	2,970,646.67	1.513	1.534	Federal Home Loan Discount	2,998,320.00
12534	FAC	5,000,000.00	1.750	09/03/2020	09/03/2019	5,000,440.00	1.717	1.741	Federal Home Loan Bank	5,031,500.00
12720	FAD	8,000,000.00	1.480	09/04/2020	01/15/2020	7,923,368.89	1.512	1.533	Federal Home Loan Discount	7,995,520.00
12747	FAD	5,000,000.00	1.480	09/08/2020	02/14/2020	4,957,450.00	1.510	1.531	Federal Home Loan Discount	4,997,100.00
12751	FAD	6,000,000.00	1.490	09/08/2020	02/20/2020	5,950,085.00	1.520	1.541	Federal Home Loan Discount	5,996,520.00
12753	FAD	3,000,000.00	1.490	09/09/2020	02/21/2020	2,975,042.50	1.520	1.541	Federal Home Loan Discount	2,998,260.00

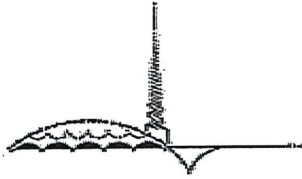
INVESTMENT #	TYPE	FACE VALUE	STATED RATE	MATURITY DATE	PURCHASE DATE	BOOK VALUE	YTM 360 DAYS	YTM 365 DAYS	DESCRIPTION	MARKET VALUE
12749	FAD	3,000,000.00	1.480	09/10/2020	02/19/2020	2,974,840.00	1.510	1.531	Federal Home Loan Discount	2,998,260.00
12750	FAD	3,000,000.00	1.480	09/11/2020	02/19/2020	2,974,716.67	1.510	1.531	Federal Home Loan Discount	2,998,230.00
12754	FAD	3,000,000.00	1.490	09/14/2020	02/24/2020	2,974,794.17	1.520	1.541	Federal Home Loan Discount	2,998,200.00
11876	MC1	44,000.00	3.500	09/14/2020	09/15/2017	44,000.00	3.452	3.500	MARIN COUNTY	44,000.00
12755	FAD	4,000,000.00	1.400	09/15/2020	02/25/2020	3,968,422.22	1.427	1.447	Federal Home Loan Discount	3,997,600.00
12756	FAD	4,000,000.00	1.400	09/16/2020	02/25/2020	3,968,266.67	1.427	1.447	Federal Home Loan Discount	3,997,560.00
12475	FAC	5,000,000.00	2.000	09/17/2020	06/17/2019	4,996,990.00	2.021	2.050	Federal Farm Credit Bank	5,041,300.00
12687	FAD	8,000,000.00	1.510	09/18/2020	12/12/2019	7,905,708.89	1.550	1.571	Fed Home Ln Mtg Corp Disc	7,995,120.00
12690	FAD	8,000,000.00	1.510	09/21/2020	12/13/2019	7,905,037.78	1.550	1.571	Fed Home Ln Mtg Corp Disc	7,995,040.00
12688	FAD	3,000,000.00	1.510	09/22/2020	12/12/2019	2,964,137.50	1.550	1.571	Fed Home Ln Mtg Corp Disc	2,998,110.00
12691	FAD	4,000,000.00	1.510	09/23/2020	12/13/2019	3,952,183.33	1.550	1.571	Fed Home Ln Mtg Corp Disc	3,997,480.00
12541	FAC	5,000,000.00	1.875	09/24/2020	09/24/2019	5,000,000.00	1.849	1.875	Federal Home Loan Bank	5,038,500.00
12706	FAD	3,000,000.00	1.470	09/25/2020	12/30/2019	2,966,925.00	1.508	1.529	Fed Home Ln Mtg Corp Disc	2,998,080.00
12694	FAD	7,000,000.00	1.520	09/28/2020	12/17/2019	6,915,471.11	1.560	1.582	Fed Home Ln Mtg Corp Disc	6,995,450.00
12707	FAD	10,000,000.00	1.470	09/28/2020	12/30/2019	9,888,525.00	1.508	1.529	Fed Home Ln Mtg Corp Disc	9,993,500.00
12640	FAD	10,000,000.00	1.530	09/30/2020	11/22/2019	9,866,975.00	1.570	1.592	Fed Agric Mtg Corp Discount	9,993,400.00
12719	FAD	8,000,000.00	1.500	10/01/2020	01/14/2020	7,913,000.00	1.535	1.557	Fed Home Ln Mtg Corp Disc	7,994,320.00
12490	FAC	5,000,000.00	1.850	10/02/2020	07/02/2019	4,995,730.00	1.894	1.920	Federal Farm Credit Bank	5,039,500.00
12491	FAC	10,000,000.00	1.850	10/02/2020	07/02/2019	9,992,100.00	1.888	1.915	Federal Farm Credit Bank	10,079,000.00
12736	FAD	4,000,000.00	1.470	10/05/2020	01/30/2020	3,959,330.00	1.503	1.524	Fed Home Ln Mtg Corp Disc	3,997,080.00
12721	FAD	3,000,000.00	1.500	10/06/2020	01/15/2020	2,966,875.00	1.536	1.557	Fed Home Ln Mtg Corp Disc	2,997,810.00
12731	FAD	8,000,000.00	1.470	10/07/2020	01/27/2020	7,917,026.67	1.504	1.525	Fed Home Ln Mtg Corp Disc	7,994,160.00
12734	FAD	5,000,000.00	1.470	10/08/2020	01/29/2020	4,948,345.83	1.504	1.525	Fed Home Ln Mtg Corp Disc	4,996,300.00
12723	FAD	3,000,000.00	1.500	10/09/2020	01/17/2020	2,966,750.00	1.536	1.557	Fed Home Ln Mtg Corp Disc	2,997,780.00
12724	FAD	3,000,000.00	1.500	10/13/2020	01/17/2020	2,966,250.00	1.536	1.557	Fed Home Ln Mtg Corp Disc	2,997,720.00
12771	FAD	3,000,000.00	0.520	10/14/2020	03/18/2020	2,990,900.00	0.531	0.539	Federal Home Loan Discount	2,997,720.00
12772	FAD	3,000,000.00	0.520	10/15/2020	03/18/2020	2,990,856.67	0.531	0.539	Federal Home Loan Discount	2,997,690.00

INVESTMENT #	TYPE	FACE VALUE	STATED RATE	MATURITY DATE	PURCHASE DATE	BOOK VALUE	YTM 360 DAYS	YTM 365 DAYS	DESCRIPTION	MARKET VALUE
12739	FAD	8,000,000.00	1.440	10/19/2020	02/04/2020	7,917,440.00	1.473	1.494	Fed Home Ln Mtg Corp Disc	7,993,760.00
12759	FAD	3,000,000.00	1.340	10/20/2020	02/26/2020	2,973,535.00	1.369	1.388	Fed Home Ln Mtg Corp Disc	2,997,630.00
12762	FAD	3,000,000.00	1.100	10/21/2020	03/02/2020	2,978,641.67	1.127	1.143	Fed Home Ln Mtg Corp Disc	2,997,630.00
12764	FAD	3,000,000.00	0.725	10/22/2020	03/04/2020	2,985,983.33	0.741	0.751	Fed Home Ln Mtg Corp Disc	2,997,630.00
12765	FAD	3,000,000.00	0.725	10/23/2020	03/04/2020	2,985,922.92	0.741	0.751	Fed Home Ln Mtg Corp Disc	2,997,600.00
12737	FAD	12,000,000.00	1.430	10/30/2020	01/31/2020	11,869,870.00	1.464	1.484	Fed Home Ln Mtg Corp Disc	11,990,160.00
12740	FAD	9,000,000.00	1.450	10/30/2020	02/05/2020	8,902,850.00	1.484	1.505	Fed Home Ln Mtg Corp Disc	8,992,620.00
12744	FAD	5,000,000.00	1.460	10/30/2020	02/12/2020	4,947,075.00	1.494	1.515	Fed Home Ln Mtg Corp Disc	4,995,900.00
12741	FAD	8,000,000.00	1.455	11/02/2020	02/06/2020	7,912,700.00	1.490	1.510	Fed Home Ln Mtg Corp Disc	7,993,280.00
12745	FAD	8,000,000.00	1.450	11/06/2020	02/13/2020	7,913,966.67	1.484	1.505	Fed Home Ln Mtg Corp Disc	7,993,200.00
12642	FAD	10,000,000.00	1.550	11/13/2020	11/25/2019	9,847,583.33	1.593	1.616	Fed Agric Mrg Corp (FarmerMac)	9,991,200.00
12689	FAD	5,000,000.00	1.590	11/17/2020	12/13/2019	4,924,916.67	1.635	1.658	Federal Farm Credit Bank Disc	4,995,550.00
12742	FAD	12,000,000.00	1.440	11/30/2020	02/11/2020	11,859,360.00	1.476	1.496	Fed Home Ln Mtg Corp Disc	11,988,720.00
12760	FAD	5,000,000.00	1.310	11/30/2020	02/27/2020	4,949,601.39	1.340	1.359	Fed Home Ln Mtg Corp Disc	4,995,300.00
12763	FAD	5,000,000.00	0.820	11/30/2020	03/02/2020	4,968,908.33	0.838	0.849	Fed Home Ln Mtg Corp Disc	4,995,300.00
12692	FAD	8,000,000.00	1.500	12/14/2020	12/16/2019	7,878,666.67	1.542	1.564	Federal Home Loan Discount	7,991,440.00
12768	FAD	25,000,000.00	0.420	12/14/2020	03/13/2020	24,919,500.00	0.428	0.434	Federal Home Loan Discount	24,973,250.00
12775	FAD	20,000,000.00	0.340	12/15/2020	03/20/2020	19,949,000.00	0.346	0.351	Fed Agric Mtg Corp Discount	19,978,600.00
12702	FAD	17,400,000.00	1.540	12/15/2020	12/26/2019	17,135,761.67	1.583	1.605	Federal Home Loan Discount	17,381,382.00
12769	FAD	28,000,000.00	0.520	12/15/2020	03/16/2020	27,889,182.22	0.530	0.537	Federal Home Loan Discount	27,970,040.00
12124	FAC	5,000,000.00	2.700	12/21/2020	05/21/2018	4,994,600.00	2.706	2.744	Federal Farm Credit Bank	5,080,950.00
12777	FAD	6,000,000.00	0.350	12/28/2020	03/24/2020	5,983,725.00	0.356	0.361	Federal Home Loan Discount	5,993,220.00
12779	FAD	3,000,000.00	0.350	12/29/2020	03/26/2020	2,991,891.67	0.356	0.361	Federal Home Loan Discount	2,996,610.00
12780	FAD	3,000,000.00	0.350	12/30/2020	03/26/2020	2,991,862.50	0.356	0.361	Federal Home Loan Discount	2,996,580.00
12778	FAD	10,000,000.00	0.350	01/04/2021	03/25/2020	9,972,291.67	0.356	0.361	Fed Agric Mtg Corp Discount	9,987,600.00
12783	FAD	3,000,000.00	0.170	01/07/2021	03/31/2020	2,996,005.00	0.172	0.175	Federal Home Loan Discount	2,996,253.30
12784	FAD	8,000,000.00	0.170	01/08/2021	03/31/2020	7,989,308.89	0.172	0.175	Federal Home Loan Discount	7,989,973.60

INVESTMENT #	TYPE	FACE VALUE	STATED RATE	MATURITY DATE	PURCHASE DATE	BOOK VALUE	YTM		DESCRIPTION	MARKET VALUE
							360 DAYS	365 DAYS		
12725	FAD	3,000,000.00	1.500	01/11/2021	01/21/2020	2,955,500.00	1.542	1.563	Federal Home Loan Discount	2,996,190.00
12726	FAD	3,000,000.00	1.500	01/12/2021	01/21/2020	2,955,375.00	1.542	1.563	Federal Home Loan Discount	2,996,190.00
12729	FAD	3,000,000.00	1.520	01/13/2021	01/24/2020	2,955,033.33	1.562	1.584	Federal Home Loan Discount	2,996,160.00
12761	FAD	28,000,000.00	1.100	01/28/2021	02/28/2020	27,713,388.89	1.126	1.142	Federal Home Loan Discount	27,962,480.00
12040	MC1	100,000.00	3.500	01/31/2021	02/13/2018	100,115.07	3.448	3.495	MARIN COUNTY	100,115.07
12743	FAD	5,000,000.00	1.490	02/08/2021	02/12/2020	4,925,086.11	1.532	1.553	Federal Home Loan Discount	4,993,050.00
12785	FAD	8,000,000.00	0.180	02/19/2021	03/31/2020	7,987,000.00	0.182	0.185	Fed Home Ln Mtg Corp Disc	7,988,480.00
12782	FAD	10,000,000.00	0.130	03/01/2021	03/30/2020	9,987,866.67	0.132	0.133	Fed Agric Mtg Corp Discount	9,984,200.00
12773	FAD	3,000,000.00	0.350	03/18/2021	03/19/2020	2,989,383.33	0.355	0.360	Federal Home Loan Discount	2,995,020.00
12774	FAD	8,000,000.00	0.350	03/19/2021	03/19/2020	7,971,611.11	0.355	0.360	Federal Home Loan Discount	7,986,720.00
12493	FAC	10,000,000.00	1.770	04/05/2021	07/05/2019	9,983,600.00	1.840	1.866	Federal Farm Credit Bank	10,152,800.00
12716	FAC	5,000,000.00	1.600	04/09/2021	01/09/2020	5,000,000.00	1.578	1.600	Federal Farm Credit Bank	5,064,700.00
12558	FAC	5,000,000.00	1.750	04/15/2021	10/15/2019	4,998,750.00	1.742	1.766	Federal Home Loan Bank	5,002,450.00
12459	FAC	5,000,000.00	2.250	05/17/2021	05/17/2019	4,998,650.00	2.232	2.263	Federal Farm Credit Bank	5,107,650.00
12499	FAC	5,000,000.00	2.000	07/22/2021	07/22/2019	5,000,000.00	1.972	2.000	Fed Home Ln Mtg Corp	5,023,150.00
12516	FAC	5,000,000.00	2.050	08/12/2021	08/12/2019	5,000,000.00	2.021	2.050	Fed Agric Mrg Corp (FarmerMac)	5,020,350.00
12757	FAC	5,000,000.00	1.550	08/26/2021	02/26/2020	5,000,000.00	1.528	1.550	Fed Agric Mrg Corp (FarmerMac)	5,004,150.00
12758	FAC	5,000,000.00	1.550	08/26/2021	02/26/2020	5,000,000.00	1.528	1.550	Fed Agric Mrg Corp (FarmerMac)	5,004,150.00
11877	MC1	42,000.00	3.560	09/15/2021	09/15/2017	42,000.00	3.511	3.560	MARIN COUNTY	42,000.00
12540	FAC	5,000,000.00	1.625	09/17/2021	09/17/2019	4,992,500.00	1.678	1.701	Federal Farm Credit Bank	5,089,800.00
12557	FAC	5,000,000.00	1.750	10/15/2021	10/15/2019	5,000,000.00	1.726	1.750	Fed Home Ln Mtg Corp	5,002,450.00
12574	FAC	5,000,000.00	1.875	10/22/2021	10/22/2019	5,000,000.00	1.849	1.875	Fed Home Ln Mtg Corp	5,003,800.00
12585	FAC	5,000,000.00	1.750	10/29/2021	10/29/2019	5,000,000.00	1.726	1.750	Fed Home Ln Mtg Corp	5,004,950.00
12586	FAC	5,000,000.00	1.650	10/29/2021	10/29/2019	5,000,000.00	1.627	1.650	Fed Home Ln Mtg Corp	5,038,250.00
12606	FAC	5,000,000.00	1.750	11/08/2021	11/08/2019	5,000,000.00	1.726	1.750	Fed Home Ln Mtg Corp	5,007,000.00
12641	FAC	5,000,000.00	1.750	11/22/2021	11/22/2019	5,000,000.00	1.726	1.750	Fed Home Ln Mtg Corp	5,009,550.00
12643	FAC	5,000,000.00	1.750	11/26/2021	11/26/2019	5,000,000.00	1.726	1.750	Fed Home Ln Mtg Corp	5,010,000.00

INVESTMENT #	TYPE	FACE VALUE	STATED RATE	MATURITY DATE	PURCHASE DATE	BOOK VALUE	YTM		DESCRIPTION	MARKET VALUE
							360 DAYS	365 DAYS		
12674	FAC	5,000,000.00	1.670	12/10/2021	12/10/2019	5,000,000.00	1.647	1.670	Fed Agric Mrg Corp (FarmerMac)	5,012,150.00
12693	FAC	5,000,000.00	1.700	12/16/2021	12/16/2019	5,000,000.00	1.676	1.700	Fed Home Ln Mtg Corp	5,013,050.00
12695	FAC	5,000,000.00	1.700	12/17/2021	12/17/2019	5,000,000.00	1.676	1.700	Fed Home Ln Mtg Corp	5,013,550.00
12696	FAC	5,000,000.00	1.700	12/17/2021	12/17/2019	5,000,000.00	1.676	1.700	Fed Home Ln Mtg Corp	5,013,550.00
12697	FAC	5,000,000.00	1.700	12/23/2021	12/23/2019	5,000,000.00	1.676	1.700	Fed Home Ln Mtg Corp	5,015,900.00
12704	FAC	10,000,000.00	1.700	12/30/2021	12/30/2019	10,000,000.00	1.676	1.700	Federal Home Loan Bank	10,032,000.00
12714	FAC	5,000,000.00	1.670	01/07/2022	01/07/2020	5,000,000.00	1.647	1.670	Fed Home Ln Mtg Corp	4,996,950.00
12717	FAC	5,000,000.00	1.625	01/10/2022	01/10/2020	5,000,000.00	1.602	1.625	Fed Home Ln Mtg Corp	5,017,100.00
12728	FAC	5,000,000.00	1.650	01/24/2022	01/24/2020	5,000,000.00	1.627	1.650	Fed Home Ln Mtg Corp	5,018,200.00
12732	FAC	5,000,000.00	1.625	01/28/2022	01/28/2020	5,000,000.00	1.602	1.625	Fed Home Ln Mtg Corp	5,018,950.00
12041	MC1	100,000.00	3.560	02/01/2022	02/13/2018	100,117.04	3.507	3.555	MARIN COUNTY	100,117.04
12738	FAC	5,000,000.00	1.550	02/04/2022	02/04/2020	5,000,000.00	1.528	1.550	Federal Home Loan Bank	5,019,050.00
12746	FAC	5,000,000.00	1.625	02/14/2022	02/14/2020	5,000,000.00	1.602	1.625	Fed Home Ln Mtg Corp	5,006,450.00
11738	RRP	348,149.12	4.500	02/28/2022	03/01/2017	348,149.12	4.438	4.500	MARIN COUNTY	348,149.12
12767	FAC	5,000,000.00	0.850	03/10/2022	03/10/2020	5,000,000.00	0.838	0.850	Fed Home Ln Mtg Corp	5,001,400.00
12770	FAC	5,000,000.00	0.625	03/18/2022	03/18/2020	5,000,000.00	0.616	0.625	Federal Farm Credit Bank	5,018,800.00
12776	FAC	9,000,000.00	1.000	03/22/2022	03/24/2020	9,000,000.00	0.986	1.000	Fed Agric Mrg Corp (FarmerMac)	9,002,610.00
12781	FAC	5,000,000.00	1.150	03/30/2022	03/30/2020	5,000,000.00	1.134	1.150	Fed Home Ln Mtg Corp	5,000,250.00
12582	FAC	5,000,000.00	1.800	04/28/2022	10/28/2019	5,000,000.00	1.775	1.800	Federal Home Loan Bank	5,004,900.00
12583	FAC	5,000,000.00	1.800	04/28/2022	10/28/2019	5,000,000.00	1.775	1.800	Federal Home Loan Bank	5,004,900.00
12644	FAC	5,000,000.00	1.800	05/26/2022	11/26/2019	5,000,000.00	1.775	1.800	Fed Home Ln Mtg Corp	5,009,800.00
12646	FAC	5,000,000.00	1.750	05/27/2022	11/27/2019	5,000,000.00	1.726	1.750	Fed Home Ln Mtg Corp	5,009,950.00
12675	FAC	5,000,000.00	1.750	06/10/2022	12/10/2019	5,000,000.00	1.726	1.750	Fed Home Ln Mtg Corp	5,011,550.00
12718	FAC	5,000,000.00	1.700	07/13/2022	01/13/2020	5,000,000.00	1.676	1.700	Fed Home Ln Mtg Corp	5,014,500.00
12727	FAC	5,000,000.00	1.700	07/22/2022	01/22/2020	5,000,000.00	1.676	1.700	Fed Home Ln Mtg Corp	5,018,600.00
12584	FAC	5,000,000.00	1.800	07/29/2022	10/29/2019	5,000,000.00	1.775	1.800	Fed Home Ln Mtg Corp	5,021,000.00
12733	FAC	5,000,000.00	1.625	07/29/2022	01/29/2020	5,000,000.00	1.602	1.625	Fed Home Ln Mtg Corp	5,019,000.00

INVESTMENT #	TYPE	FACE VALUE	STATED RATE	MATURITY DATE	PURCHASE DATE	BOOK VALUE	YTM 360 DAYS	YTM 365 DAYS	DESCRIPTION	MARKET VALUE
11869	RRP	1,440,239.52	4.500	09/01/2022	09/01/2017	1,440,239.52	4.438	4.500	MARIN COUNTY	1,440,239.52
11878	MC1	40,000.00	3.648	09/15/2022	09/15/2017	40,000.00	3.598	3.648	MARIN COUNTY	40,000.00
12748	FAC	5,000,000.00	1.650	11/18/2022	02/18/2020	5,000,000.00	1.627	1.650	Fed Home Ln Mtg Corp	5,020,850.00
12662	RRP	300,000.00	3.500	12/05/2022	12/05/2019	300,000.00	3.452	3.500	MARIN COUNTY	300,000.00
12698	FAC	5,000,000.00	1.800	12/23/2022	12/23/2019	5,000,000.00	1.775	1.800	Fed Home Ln Mtg Corp	5,015,550.00
12705	FAC	10,000,000.00	1.840	12/30/2022	12/30/2019	10,000,000.00	1.814	1.840	Fed Home Ln Mtg Corp	10,032,700.00
12712	FAC	5,000,000.00	1.800	01/06/2023	01/06/2020	5,000,000.00	1.775	1.800	Fed Home Ln Mtg Corp	5,017,100.00
12711	FAC	5,000,000.00	1.750	01/06/2023	01/06/2020	5,000,000.00	1.726	1.750	Fed Agric Mrg Corp (FarmerMac)	5,051,350.00
12722	FAC	5,000,000.00	1.800	01/17/2023	01/17/2020	5,000,000.00	1.775	1.800	Fed Home Ln Mtg Corp	5,014,900.00
12730	FAC	5,000,000.00	1.700	01/27/2023	01/27/2020	4,997,500.00	1.693	1.717	Fed Natl Mtg Assoc	5,050,650.00
12735	FAC	5,000,000.00	1.700	01/30/2023	01/30/2020	5,000,000.00	1.676	1.700	Fed Natl Mtg Assoc	5,013,100.00
12042	MC1	100,000.00	3.648	02/01/2023	02/13/2018	100,119.93	3.593	3.643	MARIN COUNTY	100,119.93
12752	FAC	5,000,000.00	1.700	02/21/2023	02/21/2020	5,000,000.00	1.676	1.700	Fed Natl Mtg Assoc	5,023,800.00
		1,618,413,002.40					1,605,877,287.68			1,619,291,753.34
AMORTIZATION & ACCRETION OF PREMIUMS & DISCOUNTS						2,600.71	ACCRUED INTEREST DISCOUNT INVESTMENTS			
		1,618,413,002.40					1,605,879,888.39			1,619,291,753.34



TREASURER DIVISION - DEPARTMENT OF FINANCE
 PORTFOLIO SUMMARY REPORT - OPERATING FUNDS
 COUNTY OF MARIN, SCHOOLS & SPECIAL DISTRICTS
 March 31, 2020

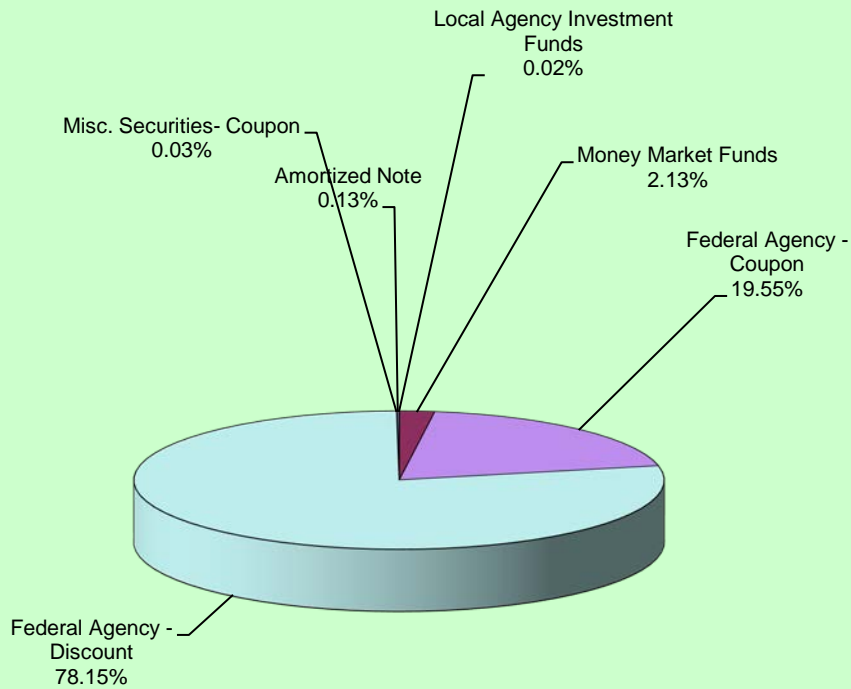
DESCRIPTION	ENDING BALANCE March 31, 2020	AVERAGE BALANCE March 31, 2020	WEIGHTED AVERAGE DAYS TO MATURITY	ANNUALIZED YIELD March 31, 2020	YIELD March 31, 2020
LOCAL AGENCY INVESTMENT FUNDS	\$252,098.22	\$252,098.22	1	2.020	1.787
MONEY MARKET FUNDS	\$34,246,515.54	\$27,987,684.82	1	0.769	0.776
FEDERAL AGENCY ISSUES - COUPON	\$313,948,685.00	\$304,875,264.31	624	1.734	1.726
FEDERAL AGENCY ISSUES - DISCOUNT	\$1,254,915,248.24	\$1,238,547,399.83	130	1.563	1.471
TREASURY SECURITIES - COUPON					
TREASURY SECURITIES - DISCOUNT					
MISC SECURITIES - COUPON	\$426,352.04	\$426,000.00	626	3.569	3.566
AMORTIZED NOTE	\$2,088,388.64	\$2,088,388.64	866	4.695	4.356
TOTALS & AVERAGES	\$1,605,877,287.68	\$1,574,176,835.82	225	1.587%	1.510%

The Local Agency Investment Funds is an open ended account and is not included in the total weighted days to maturity.

**Treasurer Division - Department of Finance
 Portfolio Yield Report - Operating Funds
 County of Marin, Schools & Special Districts
 March 31, 2020**

INVESTMENT HOLDINGS	BOOK VALUE	3/31/20
Local Agency Investment Funds	\$252,098.22	1.787%
Money Market Funds	\$34,246,515.54	0.776%
Federal Agency - Coupon	\$313,948,685.00	1.726%
Federal Agency - Discount	\$1,254,915,248.24	1.471%
Misc. Securities- Coupon	\$426,352.04	3.566%
Amortized Note	\$2,088,388.64	4.356%
TOTAL	\$1,605,877,287.68	1.510%

PORTFOLIO ALLOCATION




TREASURER DIVISION - DEPARTMENT OF FINANCE

REPORT OF INVESTMENTS - NON-OPERATING FUNDS

CHILDREN & FAMILIES COMMISSION

March 31, 2020



Page 1

INVESTMENT #	TYPE	FACE VALUE	MATURITY DATE	PURCHASE DATE	BOOK VALUE	YTM 360 DAYS	YTM 365 DAYS	DESCRIPTION	MARKET VALUE
101	LA2	104,709.89	/ /	/ /	104,709.89	1.762	1.787	LOCAL AGENCY INVESTMENT FUND	104,709.89
		104,709.89			104,709.89				104,709.89

TREASURER DIVISION - DEPARTMENT OF FINANCE

REPORT OF INVESTMENTS - NON-OPERATING FUNDS

SAN RAFAEL SCHOOLS

March 31, 2020

Page 1

INVESTMENT #	TYPE	FACE VALUE	MATURITY DATE	PURCHASE DATE	BOOK VALUE	YTM 360 DAYS	YTM 365 DAYS	DESCRIPTION	MARKET VALUE
687	LA1	0.00	//	//	0.00	5.181	5.253	LOCAL AGENCY INVESTMENT FUND	0.00
746	LA1	453,568.82	//	//	453,568.82	1.762	1.787	LOCAL AGENCY INVESTMENT FUND	453,568.82
		453,568.82			453,568.82				453,568.82
AMORTIZATION & ACCRETION OF PREMIUMS & DISCOUNTS					-0-				
		453,568.82			453,568.82				453,568.82