

DIVISION OF THE DEPARTMENT OF FINANCE
TREASURER

Excellent and responsive fiscal leadership.

Roy Given, CPA
DIRECTOR

June 4, 2019

Mina Martinovich, CPA
ASSISTANT DIRECTOR

Kathrin Sears, President
Board of Supervisors
County of Marin
3501 Civic Center Dr. #329
San Rafael, CA 94903

Mary Jane Burke
Superintendent of Schools
Marin County Office of Education
P.O. Box 4925
San Rafael, CA 94913

Marin County Schools,
Special Districts, and
MCERA

Karen Shaw
FINANCE DIVISION CHIEF

RE: MONTHLY REPORT OF COUNTY, SCHOOLS AND DISTRICT INVESTMENTS
as of April 30, 2019.

Marin County Civic Center
3501 Civic Center Drive
Suite 209
PO Box 4220
San Rafael, CA 94913-4220
415 473 6143 T
415 473 3741 F
CRS Dial 711
www.marincounty.org/treas

Dear Investment Fund Participants:

The attached Monthly Report of County, Schools and District investments is provided for your review.

* The investments were made pursuant to Government Code Sections 53601, 53635 and comply with the County Treasurer's Statement of Investment Policy. The investment policy provides for:

- Preservation of capital through high quality investments;
- Maintenance of sufficient liquidity to meet participant operating needs; and
- A rate of return consistent with the above objectives.

* Maturities are scheduled to meet participant expenditure requirements for the next six months.

* Attached spreadsheets identify investment type, issuer, maturity date, amount invested and fair market value for each security held. Fair market values were determined by Wells Fargo Institutional Trust Services on all securities except for investments in the Local Agency Investment Fund which was valued at face value by us. Adjustments have been made for premiums, discounts and accrued interest on discount securities to make the book value and fair market value more comparable.


I trust you find this report informative. Should you have any questions do not hesitate to call me.

Respectfully submitted,

Roy Given
Director of Finance

RG: sa
Attachments

cc: Matthew Hymel, County Administrator
Marin County Treasury Oversight Committee



**TREASURER DIVISION - DEPARTMENT OF FINANCE
 REPORT OF INVESTMENTS - OPERATING FUNDS
 COUNTY OF MARIN, SCHOOLS & SPECIAL DISTRICTS**

April 30, 2019

Page 1

INVESTMENT #	TYPE	FACE VALUE	STATED RATE	MATURITY DATE	PURCHASE DATE	BOOK VALUE	YTM 360 DAYS	YTM 365 DAYS	DESCRIPTION	MARKET VALUE
142	LA1	247,541.92	2.967	/ /	07/01/2011	247,541.92	2.411	2.445	Local Agency Investment Fund	247,541.92
3490	LA2	0.00	5.170	/ /	07/01/2011	0.00	0.000	0.001	MM-DREYFUS	0.00
9149	LA2	10,000,000.00	0.040	/ /	07/01/2011	10,000,000.00	2.278	2.310	MM-FIDELITY Institutional Gov	10,000,000.00
4366	LA2	0.00	4.930	/ /	07/01/2011	0.00	0.009	0.010	NATIONS Treasury Reserves	0.00
2246	LA2	10,000,000.00	4.760	/ /	07/01/2011	10,000,000.00	2.268	2.300	MM-WELLS FARGO Institutional G	10,000,000.00
12265	FAD	3,000,000.00	0.000	05/02/2019	12/10/2018	2,971,161.67	2.443	2.477	Fed Home Ln Mtg Corp Disc	2,999,790.00
12269	FAD	8,000,000.00	2.420	05/03/2019	12/12/2018	7,923,635.56	2.443	2.477	Fed Home Ln Mtg Corp Disc	7,998,960.00
12270	FAD	8,000,000.00	2.420	05/06/2019	12/12/2018	7,922,022.22	2.443	2.477	Fed Home Ln Mtg Corp Disc	7,997,360.00
12174	FAD	5,500,000.00	2.270	05/07/2019	08/31/2018	5,413,645.42	2.324	2.356	Fed Home Ln Mtg Corp Disc	5,497,800.00
12271	FAD	3,000,000.00	2.420	05/08/2019	12/12/2018	2,970,355.00	2.444	2.478	Fed Home Ln Mtg Corp Disc	2,998,590.00
12272	FAD	3,000,000.00	2.420	05/09/2019	12/12/2018	2,970,153.33	2.444	2.478	Fed Home Ln Mtg Corp Disc	2,998,380.00
12273	FAD	4,000,000.00	2.420	05/10/2019	12/12/2018	3,959,935.56	2.444	2.478	Fed Home Ln Mtg Corp Disc	3,997,600.00
12282	FAD	4,000,000.00	0.000	05/13/2019	12/17/2018	3,960,800.00	2.423	2.457	Fed Home Ln Mtg Corp Disc	3,996,800.00
12298	FAD	3,000,000.00	2.470	05/14/2019	12/24/2018	2,970,977.50	2.494	2.528	Federal Home Loan Discount	2,997,390.00
12117	FAC	5,000,000.00	2.250	05/15/2019	05/15/2018	5,000,000.00	2.219	2.250	Federal Home Loan Bank	4,999,700.00
11602	FAC	5,000,000.00	1.100	05/15/2019	11/15/2016	5,000,000.00	1.084	1.100	Fed Home Ln Mtg Corp	4,997,350.00
12299	FAD	3,000,000.00	2.470	05/15/2019	12/24/2018	2,970,771.67	2.494	2.528	Federal Home Loan Discount	2,997,180.00
12305	FAD	3,000,000.00	2.415	05/16/2019	01/03/2019	2,973,233.75	2.436	2.470	Federal Home Loan Discount	2,997,000.00
12274	FAD	8,000,000.00	2.430	05/17/2019	12/13/2018	7,916,300.00	2.455	2.489	Federal Home Loan Discount	7,991,440.00
12276	FAD	8,000,000.00	2.450	05/20/2019	12/14/2018	7,914,522.22	2.476	2.510	Fed Home Ln Mtg Corp Disc	7,989,840.00
12277	FAD	3,000,000.00	2.450	05/21/2019	12/14/2018	2,967,741.67	2.476	2.511	Fed Home Ln Mtg Corp Disc	2,995,980.00
12278	FAD	3,000,000.00	0.000	05/22/2019	12/14/2018	2,967,537.50	2.476	2.511	Fed Home Ln Mtg Corp Disc	2,995,770.00

INVESTMENT #	TYPE	FACE VALUE	STATED RATE	MATURITY DATE	PURCHASE DATE	BOOK VALUE	YTM 360 DAYS	YTM 365 DAYS	DESCRIPTION	MARKET VALUE
12279	FAD	3,000,000.00	2.450	05/23/2019	12/14/2018	2,967,333.33	2.476	2.511	Fed Home Ln Mtg Corp Disc	2,995,590.00
11813	FAC	5,000,000.00	1.400	05/24/2019	05/24/2017	5,000,000.00	1.380	1.400	Federal Home Loan Bank	4,996,850.00
12275	FAD	12,000,000.00	2.460	05/24/2019	12/13/2018	11,867,160.00	2.487	2.522	Fed Home Ln Mtg Corp Disc	11,981,520.00
12280	FAD	3,000,000.00	2.450	05/28/2019	12/14/2018	2,966,312.50	2.477	2.512	Fed Home Ln Mtg Corp Disc	2,994,570.00
12310	FAD	3,000,000.00	0.000	05/29/2019	01/17/2019	2,973,600.00	2.421	2.454	Federal Home Loan Discount	2,994,390.00
12283	FAD	4,000,000.00	2.440	05/29/2019	12/17/2018	3,955,808.89	2.467	2.501	Fed Home Ln Mtg Corp Disc	3,992,520.00
12304	FAD	4,000,000.00	2.420	05/30/2019	01/02/2019	3,960,204.44	2.444	2.478	Federal Home Loan Discount	3,992,240.00
12268	FAD	29,000,000.00	2.430	05/31/2019	12/11/2018	28,665,267.50	2.458	2.492	Federal Home Loan Discount	28,941,710.00
12303	FAD	7,500,000.00	2.430	06/03/2019	12/28/2018	7,420,518.75	2.456	2.490	Federal Home Loan Discount	7,483,425.00
12308	FAD	3,500,000.00	2.410	06/04/2019	01/08/2019	3,465,557.08	2.433	2.467	Federal Home Loan Discount	3,492,020.00
12315	FAD	3,500,000.00	2.400	06/05/2019	01/24/2019	3,469,200.00	2.421	2.454	Federal Home Loan Discount	3,491,810.00
12312	FAD	3,500,000.00	2.390	06/06/2019	01/22/2019	3,468,631.25	2.411	2.445	Federal Home Loan Discount	3,491,565.00
12313	FAD	3,000,000.00	2.390	06/07/2019	01/22/2019	2,972,913.33	2.411	2.445	Federal Home Loan Discount	2,992,560.00
12173	FAD	5,500,000.00	2.310	06/07/2019	08/30/2018	5,400,830.42	2.366	2.399	Fed Home Ln Mtg Corp Disc	5,486,360.00
12316	FAD	3,000,000.00	2.390	06/10/2019	01/25/2019	2,972,913.33	2.411	2.445	Federal Home Loan Discount	2,991,960.00
12317	FAD	3,000,000.00	0.000	06/11/2019	01/25/2019	2,972,714.17	2.411	2.445	Federal Home Loan Discount	2,991,780.00
12318	FAD	4,000,000.00	0.000	06/12/2019	01/25/2019	3,963,353.33	2.412	2.445	Federal Home Loan Discount	3,988,760.00
12327	FAD	3,000,000.00	2.380	06/13/2019	02/05/2019	2,974,613.33	2.400	2.433	Fed Home Ln Mtg Corp Disc	2,991,360.00
11823	FAC	5,000,000.00	1.400	06/14/2019	06/14/2017	5,000,000.00	1.380	1.400	Fed Home Ln Mtg Corp	4,993,600.00
12172	FAD	10,000,000.00	2.250	06/14/2019	08/29/2018	9,819,375.00	2.312	2.344	Federal Home Loan Discount	9,970,500.00
12322	FAD	5,000,000.00	2.380	06/14/2019	01/31/2019	4,955,705.56	2.401	2.434	Federal Home Loan Discount	4,985,250.00
12289	FAD	5,000,000.00	2.450	06/17/2019	12/19/2018	4,938,750.00	2.480	2.514	Federal Home Loan Discount	4,984,250.00
12330	FAD	3,000,000.00	0.000	06/18/2019	02/07/2019	2,974,018.33	2.400	2.434	Federal Home Loan Discount	2,990,370.00
12284	FAD	4,000,000.00	2.460	06/19/2019	12/17/2018	3,949,706.67	2.518	2.553	Fed Home Ln Mtg Corp Disc	3,986,880.00
12290	FAD	3,000,000.00	2.440	06/20/2019	12/19/2018	2,962,790.00	2.498	2.532	Fed Home Ln Mtg Corp Disc	2,989,950.00
12291	FAD	3,000,000.00	2.440	06/21/2019	12/19/2018	2,962,586.67	2.498	2.532	Fed Home Ln Mtg Corp Disc	2,989,770.00
12292	FAD	3,000,000.00	2.440	06/24/2019	12/19/2018	2,961,976.67	2.498	2.533	Fed Home Ln Mtg Corp Disc	2,989,170.00

INVESTMENT #	TYPE	FACE VALUE	STATED RATE	MATURITY DATE	PURCHASE DATE	BOOK VALUE	YTM 360 DAYS	YTM 365 DAYS	DESCRIPTION	MARKET VALUE
12142	FAC	5,000,000.00	2.350	06/25/2019	06/25/2018	5,000,000.00	2.317	2.350	Federal Farm Credit Bank	4,999,550.00
12255	FAD	20,000,000.00	2.480	06/26/2019	12/04/2018	19,718,933.33	2.542	2.578	Fed Home Ln Mtg Corp Disc	19,925,000.00
12256	FAD	15,000,000.00	2.480	06/27/2019	12/06/2018	14,790,233.33	2.542	2.578	Fed Home Ln Mtg Corp Disc	14,942,700.00
11830	FAC	5,000,000.00	1.450	06/28/2019	06/28/2017	5,000,000.00	1.430	1.450	Federal Home Loan Bank	4,992,350.00
12287	FAD	10,000,000.00	2.450	06/28/2019	12/18/2018	9,869,333.33	2.509	2.544	Federal Home Loan Discount	9,961,200.00
12288	FAD	5,000,000.00	2.450	06/28/2019	12/19/2018	4,935,006.94	2.509	2.544	Federal Home Loan Discount	4,980,600.00
12328	FAD	5,000,000.00	2.395	07/01/2019	02/06/2019	4,951,767.36	2.418	2.451	Federal Home Loan Discount	4,979,600.00
10800	RRP	50,432.49	3.500	07/01/2019	07/01/2014	50,432.49	3.452	3.500	MARIN COUNTY	50,432.49
12323	FAD	3,000,000.00	2.390	07/02/2019	02/01/2019	2,969,925.83	2.414	2.447	Federal Home Loan Discount	2,987,550.00
12340	FAD	5,000,000.00	2.360	07/03/2019	02/11/2019	4,953,455.56	2.382	2.415	Fed Home Ln Mtg Corp Disc	4,978,900.00
12331	FAD	5,000,000.00	2.395	07/05/2019	02/07/2019	4,950,769.44	2.418	2.452	Federal Home Loan Discount	4,978,250.00
12344	FAD	5,000,000.00	2.380	07/05/2019	02/19/2019	4,955,044.44	2.401	2.434	Fed Home Ln Mtg Corp Disc	4,978,250.00
12354	FAD	4,000,000.00	2.405	07/09/2019	02/28/2019	3,964,993.88	2.426	2.459	Fed Home Ln Mtg Corp Disc	3,981,520.00
12351	FAD	3,500,000.00	2.420	07/10/2019	02/26/2019	3,468,472.78	2.441	2.475	Fed Home Ln Mtg Corp Disc	3,483,585.00
12358	FAD	4,000,000.00	2.410	07/11/2019	03/05/2019	3,965,724.44	2.430	2.464	Federal Home Loan Discount	3,981,000.00
12332	FAD	8,000,000.00	2.395	07/12/2019	02/07/2019	7,917,505.56	2.419	2.453	Federal Home Loan Discount	7,961,440.00
12346	FAD	7,000,000.00	2.430	07/15/2019	02/22/2019	6,932,432.50	2.453	2.487	Federal Home Loan Discount	6,964,860.00
12339	FAD	4,000,000.00	2.390	07/16/2019	02/08/2019	3,958,042.22	2.415	2.448	Federal Home Loan Discount	3,979,640.00
12341	FAD	3,000,000.00	2.360	07/17/2019	02/12/2019	2,969,516.67	2.384	2.417	Fed Home Ln Mtg Corp Disc	2,984,550.00
12347	FAD	3,000,000.00	0.000	07/18/2019	02/25/2019	2,971,102.08	2.448	2.482	Fed Home Ln Mtg Corp Disc	2,984,340.00
12349	FAD	3,000,000.00	0.000	07/19/2019	02/25/2019	2,970,900.00	2.448	2.482	Federal Home Loan Discount	2,984,130.00
12324	FAD	4,000,000.00	0.000	07/22/2019	02/04/2019	3,954,640.00	2.457	2.492	Federal Home Loan Discount	3,978,040.00
12325	FAD	3,000,000.00	0.000	07/23/2019	02/04/2019	2,965,777.50	2.458	2.492	Federal Home Loan Discount	2,983,320.00
12326	FAD	3,000,000.00	0.000	07/24/2019	02/04/2019	2,965,575.00	2.458	2.492	Federal Home Loan Discount	2,983,140.00
12348	FAD	3,000,000.00	0.000	07/25/2019	02/25/2019	2,969,687.50	2.449	2.483	Fed Home Ln Mtg Corp Disc	2,982,930.00
11711	FAC	5,000,000.00	1.500	07/26/2019	01/26/2017	5,000,000.00	1.479	1.500	Fed Home Ln Mtg Corp	4,988,350.00
11848	FAC	5,000,000.00	1.530	07/26/2019	07/26/2017	5,000,000.00	1.509	1.530	Fed Home Ln Mtg Corp	4,988,700.00

INVESTMENT #	TYPE	FACE VALUE	STATED RATE	MATURITY DATE	PURCHASE DATE	BOOK VALUE	YTM 360 DAYS	YTM 365 DAYS	DESCRIPTION	MARKET VALUE
11523	FAC	5,000,000.00	0.750	07/26/2019	07/26/2016	5,000,000.00	1.227	1.244	Fed Natl Mtg Assoc	4,994,000.00
12355	FAD	6,000,000.00	2.410	07/29/2019	02/28/2019	5,939,348.34	2.434	2.468	Federal Home Loan Discount	5,964,240.00
12239	FAD	20,000,000.00	0.000	07/30/2019	11/21/2018	19,647,205.56	2.595	2.631	Federal Home Loan Discount	19,879,600.00
12257	FAD	25,000,000.00	2.490	07/30/2019	12/06/2018	24,591,916.67	2.557	2.593	Federal Home Loan Discount	24,849,500.00
12335	FAD	40,000,000.00	2.390	07/30/2019	02/07/2019	39,540,588.89	2.417	2.451	Federal Home Loan Discount	39,759,200.00
12342	FAD	8,000,000.00	0.000	07/31/2019	02/14/2019	7,910,933.33	2.427	2.460	Federal Home Loan Discount	7,951,280.00
12356	FAD	3,000,000.00	2.410	07/31/2019	02/28/2019	2,969,272.50	2.434	2.468	Federal Home Loan Discount	2,981,730.00
12359	FAD	3,000,000.00	0.000	08/01/2019	03/06/2019	2,970,215.00	2.439	2.473	Federal Home Loan Discount	2,981,520.00
12363	FAD	3,000,000.00	2.425	08/02/2019	03/12/2019	2,971,102.08	2.448	2.482	Federal Home Loan Discount	2,981,310.00
12364	FAD	3,000,000.00	0.000	08/05/2019	03/12/2019	2,970,495.83	2.449	2.483	Federal Home Loan Discount	2,980,710.00
12366	FAD	3,500,000.00	2.425	08/06/2019	03/13/2019	3,465,578.47	2.449	2.483	Federal Home Loan Discount	3,477,285.00
12361	FAD	6,000,000.00	2.420	08/07/2019	03/07/2019	5,938,290.00	2.445	2.479	Federal Home Loan Discount	5,960,640.00
12360	FAD	9,000,000.00	0.000	08/09/2019	03/06/2019	8,905,815.00	2.440	2.474	Federal Home Loan Discount	8,939,790.00
12353	FAD	5,500,000.00	0.000	08/12/2019	02/27/2019	5,438,752.92	2.442	2.476	Federal Home Loan Discount	5,462,105.00
12367	FAD	3,000,000.00	2.425	08/13/2019	03/14/2019	2,969,283.33	2.450	2.484	Federal Home Loan Discount	2,979,120.00
12368	FAD	3,000,000.00	2.425	08/14/2019	03/14/2019	2,969,081.25	2.450	2.484	Federal Home Loan Discount	2,978,910.00
11530	FAC	5,000,000.00	1.250	08/15/2019	08/15/2016	5,000,000.00	1.232	1.250	Fed Home Ln Mtg Corp	4,982,000.00
12370	FAD	3,000,000.00	2.425	08/16/2019	03/18/2019	2,969,485.42	2.449	2.483	Federal Home Loan Discount	2,978,520.00
12371	FAD	3,000,000.00	0.000	08/19/2019	03/18/2019	2,968,879.17	2.450	2.484	Federal Home Loan Discount	2,977,920.00
12372	FAD	3,000,000.00	2.425	08/20/2019	03/18/2019	2,968,677.08	2.450	2.484	Federal Home Loan Discount	2,977,710.00
12373	FAD	3,000,000.00	2.425	08/21/2019	03/18/2019	2,968,475.00	2.450	2.484	Federal Home Loan Discount	2,977,500.00
11862	FAC	5,000,000.00	1.500	08/22/2019	08/22/2017	5,000,000.00	1.479	1.500	Federal Home Loan Bank	4,985,750.00
12379	FAD	3,000,000.00	2.410	08/22/2019	03/21/2019	2,969,071.67	2.435	2.468	Federal Home Loan Discount	2,977,320.00
12293	FAD	10,000,000.00	0.000	08/23/2019	12/19/2018	9,826,413.89	2.601	2.637	Federal Home Loan Discount	9,923,700.00
12294	FAD	5,000,000.00	2.530	08/26/2019	12/20/2018	4,912,504.17	2.601	2.637	Federal Home Loan Discount	4,960,850.00
12374	FAD	3,000,000.00	2.425	08/28/2019	03/18/2019	2,967,060.42	2.451	2.485	Federal Home Loan Discount	2,976,090.00
12378	FAD	4,000,000.00	2.410	08/29/2019	03/21/2019	3,956,887.78	2.436	2.470	Federal Home Loan Discount	3,967,880.00

INVESTMENT #	TYPE	FACE VALUE	STATED RATE	MATURITY DATE	PURCHASE DATE	BOOK VALUE	YTM 360 DAYS	YTM 365 DAYS	DESCRIPTION	MARKET VALUE
11816	FAC	5,000,000.00	1.500	08/30/2019	05/30/2017	5,000,000.00	1.479	1.500	Fed Home Ln Mtg Corp	4,984,300.00
12382	FAD	12,000,000.00	2.425	08/30/2019	03/26/2019	11,873,091.67	2.450	2.484	Federal Home Loan Discount	11,902,800.00
12387	FAD	12,000,000.00	2.425	08/30/2019	03/28/2019	11,874,708.33	2.450	2.484	Federal Home Loan Discount	11,902,800.00
12196	FAD	3,750,000.00	2.600	09/03/2019	10/18/2018	3,663,333.33	2.683	2.721	Fed Agric Mtg Corp Discount	3,718,762.50
12397	FAD	3,000,000.00	0.000	09/04/2019	04/04/2019	2,969,655.00	2.404	2.437	Fed Home Ln Mtg Corp Disc	2,974,800.00
12398	FAD	3,000,000.00	2.380	09/05/2019	04/04/2019	2,969,456.67	2.404	2.437	Fed Home Ln Mtg Corp Disc	2,974,590.00
12224	FAD	9,000,000.00	2.550	09/06/2019	11/14/2018	8,811,300.00	2.625	2.661	Federal Home Loan Discount	8,923,230.00
11542	FAC	5,000,000.00	1.125	09/09/2019	09/09/2016	4,995,000.00	1.143	1.159	Fed Natl Mtg Assoc	4,976,300.00
12295	FAD	11,000,000.00	2.530	09/09/2019	12/21/2018	10,797,459.44	2.603	2.639	Federal Home Loan Discount	10,903,970.00
12399	FAD	3,000,000.00	2.380	09/10/2019	04/04/2019	2,968,465.00	2.405	2.438	Fed Home Ln Mtg Corp Disc	2,973,600.00
12400	FAD	3,000,000.00	2.380	09/11/2019	04/04/2019	2,968,266.67	2.405	2.438	Fed Home Ln Mtg Corp Disc	2,973,390.00
11873	FAC	5,000,000.00	1.375	09/12/2019	09/12/2017	5,000,000.00	1.356	1.375	Federal Farm Credit Bank	4,981,550.00
12408	FAD	3,000,000.00	2.360	09/13/2019	04/08/2019	2,968,926.67	2.384	2.417	Federal Home Loan Discount	2,973,000.00
11875	MC1	46,000.00	3.500	09/15/2019	09/15/2017	46,000.00	3.452	3.500	MARIN COUNTY	46,000.00
12409	FAD	4,000,000.00	2.360	09/16/2019	04/08/2019	3,957,782.22	2.385	2.418	Federal Home Loan Discount	3,963,200.00
12410	FAD	3,000,000.00	2.360	09/17/2019	04/08/2019	2,968,140.00	2.385	2.418	Federal Home Loan Discount	2,972,190.00
12403	FAD	5,000,000.00	0.000	09/19/2019	04/05/2019	4,944,913.19	2.401	2.434	Fed Home Ln Mtg Corp Disc	4,953,000.00
12225	FAD	9,000,000.00	2.550	09/20/2019	11/14/2018	8,802,375.00	2.627	2.664	Federal Home Loan Discount	8,914,770.00
12226	FAD	7,000,000.00	0.000	09/23/2019	11/14/2018	6,844,804.17	2.628	2.664	Federal Home Loan Discount	6,932,310.00
12236	FAD	2,000,000.00	2.670	09/24/2019	11/21/2018	1,954,461.67	2.752	2.791	Fed Agric Mtg Corp Discount	1,980,540.00
12389	FAD	3,000,000.00	0.000	09/25/2019	03/29/2019	2,964,450.00	2.398	2.431	Federal Home Loan Discount	2,970,600.00
11764	FAC	5,000,000.00	1.250	09/27/2019	03/27/2017	5,000,000.00	1.672	1.696	Federal Home Loan Bank	4,991,150.00
12004	FAC	5,000,000.00	1.850	09/27/2019	12/27/2017	5,000,000.00	1.825	1.850	Federal Home Loan Bank	4,988,350.00
11771	FAC	5,000,000.00	1.570	09/27/2019	03/30/2017	5,000,000.00	1.548	1.570	Fed Home Ln Mtg Corp	4,981,300.00
12187	FAD	10,000,000.00	2.590	09/30/2019	10/09/2018	9,743,877.78	2.677	2.714	Fed Agric Mtg Corp Discount	9,898,700.00
12394	FAD	4,500,000.00	2.380	09/30/2019	04/02/2019	4,446,152.50	2.408	2.442	Federal Home Loan Discount	4,454,415.00
12388	FAD	10,000,000.00	2.380	09/30/2019	03/28/2019	9,877,033.33	2.462	2.496	Fed Home Ln Mtg Corp Disc	9,898,700.00

INVESTMENT #	TYPE	FACE VALUE	STATED RATE	MATURITY DATE	PURCHASE DATE	BOOK VALUE	YTM 360 DAYS	YTM 365 DAYS	DESCRIPTION	MARKET VALUE
12390	FAD	3,000,000.00	0.000	10/01/2019	03/29/2019	2,963,265.00	2.452	2.486	Federal Home Loan Discount	2,969,400.00
12414	FAD	4,000,000.00	0.000	10/02/2019	04/10/2019	3,953,916.67	2.397	2.430	Federal Home Loan Discount	3,958,920.00
12415	FAD	4,000,000.00	2.370	10/03/2019	04/10/2019	3,953,653.33	2.397	2.431	Federal Home Loan Discount	3,958,680.00
12391	FAD	8,000,000.00	2.370	10/04/2019	03/29/2019	7,900,460.00	2.452	2.486	Federal Home Loan Discount	7,916,800.00
12195	FAD	10,000,000.00	0.000	10/07/2019	10/17/2018	9,743,611.11	2.688	2.725	Federal Home Loan Discount	9,894,000.00
12444	FAD	3,000,000.00	0.000	10/08/2019	04/25/2019	2,966,938.33	2.416	2.450	Federal Home Loan Discount	2,967,990.00
12445	FAD	3,000,000.00	0.000	10/09/2019	04/25/2019	2,966,739.17	2.416	2.450	Federal Home Loan Discount	2,967,810.00
12446	FAD	3,000,000.00	2.390	10/10/2019	04/25/2019	2,966,540.00	2.416	2.450	Federal Home Loan Discount	2,967,600.00
12416	FAD	3,000,000.00	2.360	10/11/2019	04/10/2019	2,963,813.33	2.428	2.462	Federal Home Loan Discount	2,967,390.00
12217	FAD	10,000,000.00	2.650	10/15/2019	11/08/2018	9,748,986.11	2.738	2.776	Fed Agric Mtg Corp Discount	9,888,700.00
12281	FAD	10,000,000.00	2.550	10/18/2019	12/14/2018	9,781,833.33	2.629	2.666	Fed Home Ln Mtg Corp Disc	9,886,700.00
12392	FAD	7,000,000.00	0.000	10/21/2019	03/29/2019	6,905,468.89	2.440	2.474	Federal Home Loan Discount	6,919,290.00
12417	FAD	3,000,000.00	2.360	10/22/2019	04/10/2019	2,961,650.00	2.429	2.463	Federal Home Loan Discount	2,965,200.00
12418	FAD	3,000,000.00	2.360	10/23/2019	04/10/2019	2,961,453.33	2.429	2.463	Federal Home Loan Discount	2,964,990.00
11584	FAC	5,000,000.00	1.300	10/25/2019	10/28/2016	5,000,000.00	1.282	1.300	Fed Home Ln Mtg Corp	4,972,500.00
11579	FAC	5,000,000.00	1.200	10/25/2019	10/25/2016	5,000,000.00	1.183	1.200	Fed Natl Mtg Assoc	4,970,250.00
12419	FAD	3,000,000.00	2.360	10/28/2019	04/10/2019	2,960,470.00	2.429	2.463	Federal Home Loan Discount	2,964,000.00
11912	FAC	5,000,000.00	1.650	10/30/2019	10/30/2017	5,000,000.00	1.627	1.650	Fed Home Ln Mtg Corp	4,979,900.00
12443	FAD	3,000,000.00	0.000	10/30/2019	04/24/2019	2,962,515.00	2.449	2.483	Fed Home Ln Mtg Corp Disc	2,963,610.00
12215	FAD	15,000,000.00	2.660	10/31/2019	11/07/2018	14,603,216.67	2.751	2.789	Fed Agric Mtg Corp Discount	14,817,000.00
12333	FAD	10,000,000.00	2.400	10/31/2019	02/07/2019	9,822,666.67	2.462	2.496	Federal Home Loan Discount	9,878,000.00
12375	FAD	8,000,000.00	2.420	11/01/2019	03/18/2019	7,877,386.67	2.503	2.537	Federal Home Loan Discount	7,902,240.00
12376	FAD	5,500,000.00	0.000	11/04/2019	03/18/2019	5,414,594.17	2.503	2.537	Federal Home Loan Discount	5,431,745.00
12440	FAD	3,000,000.00	0.000	11/05/2019	04/16/2019	2,960,245.83	2.419	2.453	Fed Home Ln Mtg Corp Disc	2,962,560.00
12441	FAD	3,000,000.00	0.000	11/06/2019	04/16/2019	2,960,050.00	2.419	2.453	Fed Home Ln Mtg Corp Disc	2,962,350.00
12380	FAD	7,500,000.00	0.000	11/07/2019	03/22/2019	7,385,479.17	2.471	2.506	Fed Home Ln Mtg Corp Disc	7,405,425.00
12421	FAD	3,000,000.00	0.000	11/12/2019	04/11/2019	2,958,075.00	2.410	2.443	Federal Home Loan Discount	2,961,150.00


INVESTMENT #	TYPE	FACE VALUE	STATED RATE	MATURITY DATE	PURCHASE DATE	BOOK VALUE	YTM 360 DAYS	YTM 365 DAYS	DESCRIPTION	MARKET VALUE
12420	FAD	3,000,000.00	2.340	11/13/2019	04/11/2019	2,957,880.00	2.410	2.443	Federal Home Loan Discount	2,960,970.00
12422	FAD	3,000,000.00	2.340	11/14/2019	04/11/2019	2,957,685.00	2.410	2.443	Federal Home Loan Discount	2,960,760.00
12235	FAD	10,000,000.00	2.620	11/15/2019	11/20/2018	9,738,000.00	2.709	2.747	Fed Agric Mtg Corp Discount	9,868,600.00
12395	FAD	7,000,000.00	0.000	11/18/2019	04/03/2019	6,895,359.72	2.421	2.455	Federal Home Loan Discount	6,906,620.00
12423	FAD	3,000,000.00	0.000	11/19/2019	04/11/2019	2,956,617.50	2.415	2.449	Fed Home Ln Mtg Corp Disc	2,959,770.00
12424	FAD	3,000,000.00	0.000	11/20/2019	04/11/2019	2,956,422.08	2.416	2.449	Fed Home Ln Mtg Corp Disc	2,959,560.00
12425	FAD	3,000,000.00	0.000	11/21/2019	04/11/2019	2,956,226.67	2.416	2.449	Fed Home Ln Mtg Corp Disc	2,959,380.00
12426	FAD	3,000,000.00	0.000	11/22/2019	04/11/2019	2,956,031.25	2.416	2.449	Fed Home Ln Mtg Corp Disc	2,959,170.00
12427	FAD	3,000,000.00	2.345	11/26/2019	04/11/2019	2,955,249.58	2.416	2.450	Fed Home Ln Mtg Corp Disc	2,958,390.00
12246	FAD	10,000,000.00	2.650	11/27/2019	11/28/2018	9,732,055.56	2.742	2.780	Fed Agric Mtg Corp Discount	9,860,600.00
12369	FAD	25,000,000.00	2.400	11/29/2019	03/15/2019	24,568,333.33	2.482	2.516	Fed Home Ln Mtg Corp Disc	24,648,250.00
12413	FAD	7,000,000.00	2.340	12/06/2019	04/10/2019	6,890,800.00	2.412	2.445	Fed Home Ln Mtg Corp Disc	6,898,640.00
12296	FAD	9,000,000.00	2.550	12/13/2019	12/21/2018	8,772,412.50	2.635	2.672	Federal Home Loan Discount	8,865,540.00
12300	FAD	10,000,000.00	2.530	12/13/2019	12/27/2018	9,753,325.00	2.613	2.650	Federal Home Loan Discount	9,850,600.00
12311	FAD	12,000,000.00	2.420	12/13/2019	01/18/2019	11,734,606.67	2.494	2.529	Federal Home Loan Discount	11,820,720.00
12320	FAD	40,000,000.00	2.410	12/13/2019	01/29/2019	39,148,466.67	2.482	2.516	Federal Home Loan Discount	39,402,400.00
12334	FAD	65,000,000.00	2.400	12/13/2019	02/07/2019	63,661,000.00	2.470	2.504	Federal Home Loan Discount	64,028,900.00
12404	FAD	15,000,000.00	2.330	12/13/2019	04/05/2019	14,755,350.00	2.402	2.436	Federal Home Loan Discount	14,775,900.00
12432	FAD	8,000,000.00	0.000	12/16/2019	04/15/2019	7,873,144.44	2.402	2.435	Federal Home Loan Discount	7,878,880.00
12433	FAD	3,000,000.00	2.330	12/17/2019	04/15/2019	2,952,235.00	2.402	2.435	Federal Home Loan Discount	2,954,370.00
12434	FAD	3,000,000.00	2.330	12/18/2019	04/15/2019	2,952,040.83	2.402	2.435	Federal Home Loan Discount	2,954,190.00
12435	FAD	3,000,000.00	2.330	12/19/2019	04/15/2019	2,951,846.67	2.402	2.435	Federal Home Loan Discount	2,953,980.00
12297	FAD	3,000,000.00	2.550	12/20/2019	12/21/2018	2,922,650.00	2.636	2.673	Federal Home Loan Discount	2,953,800.00
12384	FAD	20,000,000.00	0.000	12/20/2019	03/27/2019	19,649,366.67	2.435	2.468	Fed Home Ln Mtg Corp Disc	19,692,000.00
12436	FAD	4,000,000.00	0.000	12/23/2019	04/15/2019	3,934,620.00	2.407	2.441	Fed Home Ln Mtg Corp Disc	3,937,600.00
11885	FAC	5,000,000.00	1.520	12/27/2019	09/27/2017	4,998,750.00	0.900	0.913	Federal Home Loan Bank	4,971,350.00
12437	FAD	3,000,000.00	0.000	12/27/2019	04/15/2019	2,950,186.67	2.408	2.441	Fed Home Ln Mtg Corp Disc	2,952,390.00

INVESTMENT #	TYPE	FACE VALUE	STATED RATE	MATURITY DATE	PURCHASE DATE	BOOK VALUE	YTM 360 DAYS	YTM 365 DAYS	DESCRIPTION	MARKET VALUE
11690	FAC	5,000,000.00	1.500	12/30/2019	12/30/2016	5,000,000.00	1.479	1.500	Fed Home Ln Mtg Corp	4,965,950.00
11691	FAC	5,000,000.00	1.250	12/30/2019	12/30/2016	5,000,000.00	1.617	1.639	Fed Home Ln Mtg Corp	4,995,950.00
12396	FAD	8,000,000.00	0.000	12/30/2019	04/03/2019	7,859,381.11	2.409	2.442	Fed Home Ln Mtg Corp Disc	7,871,520.00
12454	FAD	4,000,000.00	2.320	01/02/2020	04/30/2019	3,936,328.89	2.398	2.431	Fed Home Ln Mtg Corp Disc	3,935,220.00
12455	FAD	4,000,000.00	2.320	01/03/2020	04/30/2019	3,936,071.11	2.398	2.431	Fed Home Ln Mtg Corp Disc	3,934,956.00
12439	FAD	8,000,000.00	2.330	01/08/2020	04/15/2019	7,861,235.56	2.403	2.437	Fed Home Ln Mtg Corp Disc	7,867,280.00
12428	FAD	15,000,000.00	0.000	01/10/2020	04/12/2019	14,734,962.50	2.404	2.437	Fed Home Ln Mtg Corp Disc	14,749,200.00
12336	FAD	15,000,000.00	2.400	01/14/2020	02/07/2019	14,659,000.00	2.475	2.509	Federal Home Loan Discount	14,745,300.00
12438	FAD	8,000,000.00	0.000	01/24/2020	04/15/2019	7,853,266.67	2.399	2.433	Fed Home Ln Mtg Corp Disc	7,858,880.00
12453	FAD	5,000,000.00	0.000	01/27/2020	04/29/2019	4,911,464.58	2.409	2.443	Fed Home Ln Mtg Corp Disc	4,910,800.00
12337	FAD	20,000,000.00	0.000	01/29/2020	02/07/2019	19,525,333.33	2.477	2.511	Federal Home Loan Discount	19,640,600.00
12401	FAD	10,000,000.00	2.330	01/30/2020	04/04/2019	9,805,186.11	2.406	2.440	Fed Agric Mtg Corp Discount	9,819,600.00
12407	FAD	20,000,000.00	2.325	01/31/2020	04/08/2019	19,615,083.33	2.401	2.434	Fed Home Ln Mtg Corp Disc	19,638,000.00
12039	MC1	100,000.00	3.500	02/01/2020	02/13/2018	100,115.07	3.448	3.495	MARIN COUNTY	100,115.07
12448	FAD	3,000,000.00	2.330	02/05/2020	04/26/2019	2,944,662.50	2.405	2.438	Fed Home Ln Mtg Corp Disc	2,944,920.00
12449	FAD	3,000,000.00	0.000	02/06/2020	04/26/2019	2,944,468.33	2.405	2.438	Fed Home Ln Mtg Corp Disc	2,944,740.00
12450	FAD	8,000,000.00	0.000	02/07/2020	04/26/2019	7,851,397.78	2.405	2.438	Fed Home Ln Mtg Corp Disc	7,852,080.00
12163	FAC	5,000,000.00	2.600	02/10/2020	08/10/2018	5,000,000.00	2.564	2.600	Federal Farm Credit Bank	5,008,800.00
12412	FAD	18,000,000.00	2.345	02/28/2020	04/09/2019	17,618,937.50	2.424	2.457	Fed Agric Mtg Corp Discount	17,642,520.00
12442	FAD	7,000,000.00	2.330	03/05/2020	04/16/2019	6,853,210.00	2.408	2.441	Fed Home Ln Mtg Corp Disc	6,858,810.00
12061	FAC	5,000,000.00	2.400	03/20/2020	03/20/2018	5,000,000.00	2.367	2.400	Federal Home Loan Bank	5,000,550.00
12405	FAD	25,000,000.00	2.330	03/31/2020	04/05/2019	24,415,881.94	2.411	2.444	Federal Home Loan Discount	24,453,250.00
12314	FAC	5,000,000.00	2.600	04/24/2020	01/24/2019	4,998,880.00	2.584	2.620	Federal Farm Credit Bank	5,010,900.00
11835	FAC	5,000,000.00	1.250	06/29/2020	06/29/2017	5,000,000.00	1.842	1.868	Federal Home Loan Bank	4,990,350.00
12069	FAC	5,000,000.00	2.500	06/29/2020	03/29/2018	5,000,000.00	2.466	2.500	Federal Home Loan Bank	4,999,800.00
12007	FAC	5,000,000.00	2.000	06/29/2020	12/29/2017	5,000,000.00	1.972	2.000	Fed Home Ln Mtg Corp	4,974,400.00
12329	FAC	10,000,000.00	2.620	08/07/2020	02/07/2019	10,000,000.00	2.584	2.620	Federal Home Loan Bank	10,005,300.00

INVESTMENT #	TYPE	FACE VALUE	STATED RATE	MATURITY DATE	PURCHASE DATE	BOOK VALUE	YTM 360 DAYS	YTM 365 DAYS	DESCRIPTION	MARKET VALUE
11858	FAC	5,000,000.00	1.685	08/14/2020	08/15/2017	5,000,234.03	1.381	1.400	Federal Home Loan Bank	4,956,000.00
11866	FAC	5,000,000.00	1.800	08/28/2020	08/28/2017	5,000,000.00	1.775	1.800	Federal Home Loan Bank	4,961,400.00
11876	MC1	44,000.00	3.500	09/14/2020	09/15/2017	44,000.00	3.452	3.500	MARIN COUNTY	44,000.00
11880	FAC	5,000,000.00	1.800	09/21/2020	09/21/2017	5,000,000.00	1.775	1.800	Fed Home Ln Mtg Corp	4,954,650.00
12386	FAC	5,000,000.00	2.625	09/28/2020	03/28/2019	5,000,000.00	2.589	2.625	Federal Home Loan Bank	5,001,200.00
11890	FAC	5,000,000.00	1.500	09/29/2020	09/29/2017	5,000,000.00	1.862	1.888	Fed Home Ln Mtg Corp	4,971,000.00
12411	FAC	5,000,000.00	2.520	10/09/2020	04/09/2019	5,000,000.00	2.485	2.520	Federal Home Loan Bank	5,000,650.00
12429	FAC	5,000,000.00	2.500	10/15/2020	04/15/2019	5,000,000.00	2.465	2.500	Fed Home Ln Mtg Corp	5,000,650.00
12430	FAC	5,000,000.00	2.500	10/15/2020	04/15/2019	5,000,000.00	2.465	2.500	Fed Home Ln Mtg Corp	5,000,650.00
12431	FAC	2,680,000.00	2.550	10/15/2020	04/15/2019	2,680,000.00	2.515	2.550	Fed Home Ln Mtg Corp	2,680,187.60
11908	FAC	5,000,000.00	1.850	10/27/2020	10/27/2017	5,000,000.00	1.824	1.850	Fed Natl Mtg Assoc	4,956,700.00
12452	FAC	6,500,000.00	2.500	10/29/2020	04/29/2019	6,500,000.00	2.465	2.500	Fed Home Ln Mtg Corp	6,499,025.00
12209	FAC	5,000,000.00	3.050	11/02/2020	10/30/2018	5,000,000.00	3.008	3.049	Federal Home Loan Bank	5,000,100.00
11931	FAC	4,700,000.00	1.500	11/17/2020	11/17/2017	4,700,000.00	2.128	2.157	Fed Home Ln Mtg Corp	4,699,624.00
11991	FAC	5,000,000.00	2.000	12/14/2020	12/14/2017	5,000,000.00	1.972	2.000	Federal Home Loan Bank	4,966,550.00
11992	FAC	5,000,000.00	2.000	12/14/2020	12/14/2017	5,000,000.00	1.972	2.000	Federal Home Loan Bank	4,966,550.00
12377	FAC	5,000,000.00	2.650	12/18/2020	03/19/2019	5,000,368.06	2.614	2.651	Federal Home Loan Bank	5,002,700.00
12124	FAC	5,000,000.00	2.700	12/21/2020	05/21/2018	4,994,600.00	2.706	2.744	Federal Farm Credit Bank	5,028,850.00
12402	FAC	5,000,000.00	2.550	01/05/2021	04/05/2019	5,000,000.00	2.516	2.551	Fed Home Ln Mtg Corp	5,000,500.00
12032	FAC	5,000,000.00	2.300	01/26/2021	01/26/2018	5,000,000.00	2.268	2.300	Federal Home Loan Bank	4,980,450.00
12034	FAC	5,000,000.00	2.200	01/29/2021	01/29/2018	5,000,000.00	2.169	2.200	Federal Home Loan Bank	4,979,550.00
12040	MC1	100,000.00	3.500	01/31/2021	02/13/2018	100,115.07	3.448	3.495	MARIN COUNTY	100,115.07
12338	FAC	5,250,000.00	2.700	02/08/2021	02/08/2019	5,250,000.00	2.663	2.700	Federal Home Loan Bank	5,251,942.50
12045	FAC	5,000,000.00	2.125	02/12/2021	02/12/2018	5,000,000.00	2.337	2.369	Federal Home Loan Bank	5,000,200.00
12343	FAC	5,000,000.00	2.650	02/19/2021	02/19/2019	5,000,000.00	2.613	2.650	Fed Agric Mtg Corp Discount	5,002,750.00
12345	FAC	5,000,000.00	2.625	02/22/2021	02/22/2019	5,000,000.00	2.589	2.625	Fed Home Ln Mtg Corp	5,000,550.00
12050	FAC	5,000,000.00	2.420	02/26/2021	02/28/2018	5,000,000.00	2.386	2.420	Fed Home Ln Mtg Corp	5,000,300.00

INVESTMENT #	TYPE	FACE VALUE	STATED RATE	MATURITY DATE	PURCHASE DATE	BOOK VALUE	YTM 360 DAYS	YTM 365 DAYS	DESCRIPTION	MARKET VALUE
12362	FAC	5,000,000.00	2.650	03/11/2021	03/11/2019	5,000,000.00	2.613	2.650	Federal Home Loan Bank	5,000,350.00
12381	FAC	5,000,000.00	2.650	03/26/2021	03/26/2019	5,000,000.00	2.613	2.650	Federal Home Loan Bank	5,002,800.00
12393	FAC	5,000,000.00	2.600	04/01/2021	04/01/2019	5,000,000.00	2.564	2.600	Fed Home Ln Mtg Corp	5,000,100.00
12406	FAC	5,000,000.00	2.500	04/08/2021	04/08/2019	5,000,000.00	2.465	2.500	Fed Home Ln Mtg Corp	5,000,050.00
12244	FAC	5,000,000.00	3.000	05/27/2021	11/27/2018	5,000,000.00	2.958	3.000	Fed Home Ln Mtg Corp	5,016,000.00
12302	FAC	9,000,000.00	3.000	06/28/2021	12/28/2018	9,000,000.00	2.958	3.000	Fed Home Ln Mtg Corp	9,006,570.00
12161	FAC	5,000,000.00	2.850	07/30/2021	07/30/2018	5,000,000.00	2.810	2.850	Fed Home Ln Mtg Corp	5,005,350.00
12350	FAC	5,000,000.00	2.650	08/26/2021	02/26/2019	5,000,000.00	2.613	2.650	Federal Home Loan Bank	5,005,800.00
12352	FAC	5,000,000.00	2.650	08/27/2021	02/27/2019	5,000,000.00	2.613	2.650	Fed Home Ln Mtg Corp	5,003,450.00
12357	FAC	5,000,000.00	2.689	09/03/2021	03/01/2019	5,000,000.00	3.298	3.344	Fed Agric Mrg Corp (FarmerMac)	5,005,250.00
12365	FAC	5,000,000.00	2.700	09/13/2021	03/13/2019	5,000,000.00	2.663	2.700	Fed Home Ln Mtg Corp	5,001,100.00
11877	MC1	42,000.00	3.560	09/15/2021	09/15/2017	42,000.00	3.511	3.560	MARIN COUNTY	42,000.00
12383	FAC	5,000,000.00	2.650	09/27/2021	03/27/2019	5,000,000.00	2.613	2.650	Federal Home Loan Bank	5,002,900.00
12447	FAC	5,000,000.00	2.650	10/26/2021	04/26/2019	5,000,000.00	2.613	2.650	Fed Home Ln Mtg Corp	5,000,650.00
12451	FAC	5,000,000.00	2.700	10/29/2021	04/29/2019	5,000,000.00	2.663	2.700	Fed Home Ln Mtg Corp	5,001,000.00
12301	FAC	5,000,000.00	3.000	12/28/2021	12/28/2018	5,000,000.00	3.397	3.444	Fed Home Ln Mtg Corp	5,003,600.00
12041	MC1	100,000.00	3.560	02/01/2022	02/13/2018	100,117.04	3.507	3.555	MARIN COUNTY	100,117.04
11738	RRP	511,062.11	4.500	02/28/2022	03/01/2017	511,062.11	4.438	4.500	MARIN COUNTY	511,062.11
12385	FAC	5,000,000.00	2.850	03/28/2022	03/28/2019	5,000,000.00	2.810	2.850	Federal Home Loan Bank	5,001,150.00
11869	RRP	1,879,579.23	4.500	09/01/2022	09/01/2017	1,879,579.23	4.438	4.500	MARIN COUNTY	1,879,579.23
11878	MC1	40,000.00	3.648	09/15/2022	09/15/2017	40,000.00	3.598	3.648	MARIN COUNTY	40,000.00
12042	MC1	100,000.00	3.648	02/01/2023	02/13/2018	100,119.93	3.593	3.643	MARIN COUNTY	100,119.93

	1,607,140,615.75	1,587,757,185.50	1,594,456,790.46
AMORTIZATION & ACCRETION OF PREMIUMS & DISCOUNTS		434.03	ACCRUED INTEREST DISCOUNT INVESTMENTS
	1,607,140,615.75	1,587,757,619.53	1,594,456,790.46



TREASURER DIVISION - DEPARTMENT OF FINANCE
 PORTFOLIO SUMMARY REPORT - OPERATING FUNDS
 COUNTY OF MARIN, SCHOOLS & SPECIAL DISTRICTS
 April 30, 2019

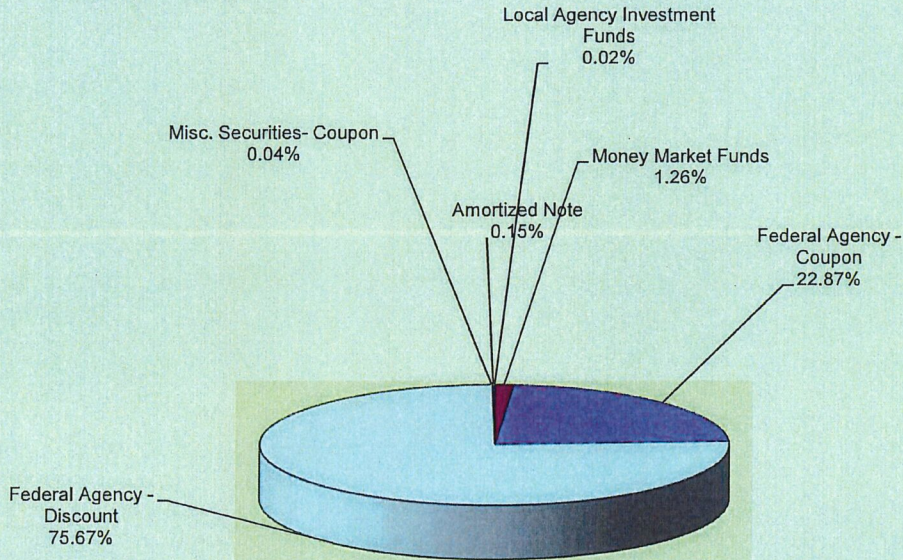
DESCRIPTION	ENDING BALANCE April 30, 2019	AVERAGE BALANCE April 30, 2019	WEIGHTED AVERAGE DAYS TO MATURITY	ANNUALIZED YIELD April 30, 2019	YIELD April 30, 2019
LOCAL AGENCY INVESTMENT FUNDS	\$247,541.92	\$246,821.80	1	2.445	2.445
MONEY MARKET FUNDS	\$20,000,000.00	\$16,892,941.38	1	2.301	2.305
FEDERAL AGENCY ISSUES - COUPON	\$363,117,832.09	\$363,134,029.04	471	2.218	2.186
FEDERAL AGENCY ISSUES - DISCOUNT	\$1,201,378,270.55	\$1,206,410,423.40	150	2.485	2.509
TREASURY SECURITIES - COUPON					
TREASURY SECURITIES - DISCOUNT					
MISC SECURITIES - COUPON	\$572,467.11	\$572,000.00	776	3.551	3.548
AMORTIZED NOTE	\$2,441,073.83	\$2,441,073.83	1,156	4.768	4.479
TOTALS & AVERAGES	\$1,587,757,185.50	\$1,589,697,289.44	223	2.426%	2.436%


The Local Agency Investment Funds is an open ended account and is not included in the total weighted days to maturity.

**Treasurer Division - Department of Finance
 Portfolio Yield Report - Operating Funds
 County of Marin, Schools & Special Districts
 April 30, 2019**

INVESTMENT HOLDINGS	BOOK VALUE	4/30/19
Local Agency Investment Funds	\$247,541.92	2.445%
Money Market Funds	\$20,000,000.00	2.305%
Federal Agency - Coupon	\$363,117,832.09	2.186%
Federal Agency - Discount	\$1,201,378,270.55	2.509%
Misc. Securities- Coupon	\$572,467.11	3.548%
Amortized Note	\$2,441,073.83	4.479%
TOTAL	\$1,587,757,185.50	2.436%

PORTFOLIO ALLOCATION






TREASURER DIVISION - DEPARTMENT OF FINANCE
REPORT OF INVESTMENTS - NON-OPERATING FUNDS
CHILDREN & FAMILIES COMMISSION

April 30, 2019

Page 1

INVESTMENT #	TYPE	FACE VALUE	MATURITY DATE	PURCHASE DATE	BOOK VALUE	YTM 360 DAYS	YTM 365 DAYS	DESCRIPTION	MARKET VALUE
101	LA2	102,817.42	//	//	102,817.42	2.411	2.445	LOCAL AGENCY INVESTMENT FUND	102,817.42
		102,817.42			102,817.42				102,817.42



TREASURER DIVISION - DEPARTMENT OF FINANCE
REPORT OF INVESTMENTS - NON-OPERATING FUNDS
SAN RAFAEL SCHOOLS
April 30, 2019

Page 1

INVESTMENT #	TYPE	FACE VALUE	MATURITY DATE	PURCHASE DATE	BOOK VALUE	YTM 360 DAYS	YTM 365 DAYS	DESCRIPTION	MARKET VALUE
687	LA1	0.00	//	//	0.00	5.181	5.253	LOCAL AGENCY INVESTMENT FUND	0.00
746	LA1	445,371.23	//	//	445,371.23	2.411	2.445	LOCAL AGENCY INVESTMENT FUND	445,371.23
		445,371.23			445,371.23				445,371.23
AMORTIZATION & ACCRETION OF PREMIUMS & DISCOUNTS					-0-				
		445,371.23			445,371.23				445,371.23