

DIVISION OF THE DEPARTMENT OF FINANCE
TREASURER
Excellent and responsive fiscal leadership.

Roy Given, CPA
DIRECTOR

February 26, 2019

Mina Martinovich, CPA
ASSISTANT DIRECTOR

Kathrin Sears, President
Board of Supervisors
County of Marin
3501 Civic Center Dr. #329
San Rafael, CA 94903

Mary Jane Burke
Superintendent of Schools
Marin County Office of Education
P.O. Box 4925
San Rafael, CA 94913

Marin County Schools,
Special Districts, and
MCERA

Karen Shaw
FINANCE DIVISION CHIEF

RE: MONTHLY REPORT OF COUNTY, SCHOOLS AND DISTRICT INVESTMENTS
as of December 31, 2018.

Marin County Civic Center
3501 Civic Center Drive
Suite 209
PO Box 4220
San Rafael, CA 94913-4220
415 473 6143 T
415 473 3741 F
CRS Dial 711
www.marincounty.org/treas

Dear Investment Fund Participants:

The attached Monthly Report of County, Schools and District investments is provided for your review.

* The investments were made pursuant to Government Code Sections 53601, 53635 and comply with the County Treasurer's Statement of Investment Policy. The investment policy provides for:

- Preservation of capital through high quality investments;
- Maintenance of sufficient liquidity to meet participant operating needs; and
- A rate of return consistent with the above objectives.

* Maturities are scheduled to meet participant expenditure requirements for the next six months.

* Attached spreadsheets identify investment type, issuer, maturity date, amount invested and fair market value for each security held. Fair market values were determined by Wells Fargo Institutional Trust Services on all securities except for investments in the Local Agency Investment Fund which was valued at face value by us. Adjustments have been made for premiums, discounts and accrued interest on discount securities to make the book value and fair market value more comparable.


I trust you find this report informative. Should you have any questions do not hesitate to call me.

Respectfully submitted,

Roy Given
Director of Finance

RG: sa
Attachments

cc: Matthew Hymel, County Administrator
Marin County Treasury Oversight Committee



**TREASURER DIVISION - DEPARTMENT OF FINANCE
 REPORT OF INVESTMENTS - OPERATING FUNDS
 COUNTY OF MARIN, SCHOOLS & SPECIAL DISTRICTS**

December 31, 2018

Page 1

INVESTMENT #	TYPE	FACE VALUE	STATED RATE	MATURITY DATE	PURCHASE DATE	BOOK VALUE	YTM 360 DAYS	YTM 365 DAYS	DESCRIPTION	MARKET VALUE
142	LA1	244,521.22	2.967	//	07/01/2011	244,521.22	2.259	2.291	Local Agency Investment Fund	244,521.22
3490	LA2	0.00	5.170	//	07/01/2011	0.00	0.000	0.001	MM-DREYFUS	0.00
9149	LA2	10,000,000.00	0.040	//	07/01/2011	10,000,000.00	2.140	2.170	MM-FIDELITY Institutional Gov	10,000,000.00
4366	LA2	0.00	4.930	//	07/01/2011	0.00	0.009	0.010	NATIONS Treasury Reserves	0.00
2246	LA2	10,000,000.00	4.760	//	07/01/2011	10,000,000.00	2.130	2.160	MM-WELLS FARGO Institutional G	10,000,000.00
12164	FAD	3,500,000.00	0.000	01/02/2019	08/17/2018	3,472,764.17	2.045	2.074	Federal Home Loan Discount	3,500,000.00
12165	FAD	3,500,000.00	0.000	01/03/2019	08/17/2018	3,472,566.81	2.046	2.074	Federal Home Loan Discount	3,499,755.00
12170	FAD	3,500,000.00	2.100	01/04/2019	08/27/2018	3,473,458.33	2.116	2.145	Fed Home Ln Mtg Corp Disc	3,499,545.00
11963	FAC	4,250,000.00	1.700	01/07/2019	12/07/2017	4,248,767.50	1.703	1.727	Federal Farm Credit Bank	4,249,660.00
12162	FAD	5,000,000.00	2.050	01/08/2019	07/30/2018	4,953,875.00	2.069	2.097	Federal Home Loan Discount	4,998,000.00
12184	FAD	3,000,000.00	2.210	01/09/2019	10/03/2018	2,981,951.67	2.223	2.254	Federal Home Loan Discount	2,998,620.00
12193	FAD	4,000,000.00	2.220	01/10/2019	10/16/2018	3,978,786.67	2.231	2.262	Federal Home Loan Discount	3,997,880.00
12160	FAD	8,500,000.00	2.050	01/11/2019	07/27/2018	8,418,683.33	2.069	2.098	Federal Home Loan Discount	8,494,985.00
12169	FAD	5,000,000.00	0.000	01/14/2019	08/24/2018	4,957,894.44	2.138	2.167	Federal Home Loan Discount	4,996,050.00
12126	FAD	7,000,000.00	2.020	01/15/2019	05/25/2018	6,907,697.22	2.081	2.110	Federal Home Loan Discount	6,993,980.00
12146	FAD	5,000,000.00	1.990	01/15/2019	07/02/2018	4,945,551.39	2.053	2.082	Federal Home Loan Discount	4,995,700.00
12147	FAD	3,000,000.00	1.980	01/15/2019	07/06/2018	2,968,155.00	2.043	2.072	Federal Home Loan Discount	2,997,420.00
12180	FAD	3,000,000.00	0.000	01/16/2019	09/27/2018	2,979,788.70	2.199	2.230	Federal Home Loan Discount	2,997,210.00
12181	FAD	3,000,000.00	2.185	01/17/2019	09/27/2018	2,979,606.60	2.199	2.230	Federal Home Loan Discount	2,997,030.00
12166	FAD	3,000,000.00	0.000	01/18/2019	08/20/2018	2,973,700.83	2.108	2.137	Fed Home Ln Mtg Corp Disc	2,996,820.00
12168	FAD	4,500,000.00	0.000	01/22/2019	08/22/2018	4,459,646.25	2.129	2.158	Fed Home Ln Mtg Corp Disc	4,494,060.00
12167	FAD	3,000,000.00	0.000	01/23/2019	08/20/2018	2,972,830.00	2.109	2.138	Fed Home Ln Mtg Corp Disc	2,995,830.00

INVESTMENT #	TYPE	FACE VALUE	STATED RATE	MATURITY DATE	PURCHASE DATE	BOOK VALUE	YTM 360 DAYS	YTM 365 DAYS	DESCRIPTION	MARKET VALUE
12185	FAD	3,000,000.00	2.240	01/24/2019	10/03/2018	2,978,906.67	2.255	2.287	Federal Home Loan Discount	2,995,650.00
11522	FAC	5,000,000.00	1.000	01/25/2019	07/25/2016	5,000,000.00	0.986	1.000	Fed Natl Mtg Assoc	4,995,450.00
12177	FAD	8,000,000.00	2.200	01/25/2019	09/24/2018	7,939,866.67	2.216	2.247	Federal Home Loan Discount	7,987,840.00
12179	FAD	7,500,000.00	2.170	01/28/2019	09/26/2018	7,443,941.67	2.186	2.216	Fed Home Ln Mtg Corp Disc	7,487,100.00
12094	FAD	5,000,000.00	0.000	01/30/2019	04/16/2018	4,925,743.06	1.900	1.926	Federal Home Loan Discount	4,990,750.00
12141	FAD	8,000,000.00	2.030	01/30/2019	06/22/2018	7,899,853.33	2.085	2.114	Federal Home Loan Discount	7,985,200.00
12194	FAD	4,000,000.00	2.290	01/30/2019	10/16/2018	3,973,028.89	2.305	2.337	Federal Home Loan Discount	3,992,600.00
12067	FAD	10,000,000.00	1.850	01/30/2019	03/27/2018	9,841,208.33	1.902	1.929	Fed Home Ln Mtg Corp Disc	9,981,500.00
12127	FAD	5,000,000.00	2.000	01/30/2019	05/25/2018	4,930,555.56	2.060	2.088	Fed Home Ln Mtg Corp Disc	4,990,750.00
12186	FAD	5,000,000.00	2.260	01/31/2019	10/04/2018	4,962,647.22	2.277	2.308	Federal Home Loan Discount	4,990,400.00
12188	FAD	7,000,000.00	2.210	01/31/2019	10/10/2018	6,951,441.39	2.225	2.256	Federal Home Loan Discount	6,986,560.00
12189	FAD	5,000,000.00	2.230	01/31/2019	10/11/2018	4,965,311.11	2.245	2.276	Federal Home Loan Discount	4,990,400.00
12191	FAD	8,000,000.00	2.275	01/31/2019	10/15/2018	7,945,400.00	2.290	2.322	Federal Home Loan Discount	7,984,640.00
12178	FAD	3,000,000.00	2.200	02/01/2019	09/24/2018	2,976,166.67	2.217	2.248	Federal Home Loan Discount	2,994,000.00
12038	MC1	100,000.00	3.500	02/01/2019	02/13/2018	100,115.07	3.448	3.495	MARIN COUNTY	100,115.07
12197	FAD	3,500,000.00	2.270	02/04/2019	10/18/2018	3,475,944.31	2.285	2.317	Federal Home Loan Discount	3,492,300.00
12200	FAD	3,000,000.00	2.250	02/05/2019	10/22/2018	2,980,125.00	2.265	2.296	Fed Home Ln Mtg Corp Disc	2,993,190.00
12199	FAD	3,000,000.00	2.250	02/06/2019	10/22/2018	2,979,937.50	2.265	2.296	Fed Home Ln Mtg Corp Disc	2,993,010.00
12192	FAD	5,000,000.00	2.210	02/07/2019	10/15/2018	4,964,701.39	2.225	2.256	Fed Home Ln Mtg Corp Disc	4,988,000.00
12210	FAD	10,000,000.00	2.280	02/08/2019	10/30/2018	9,936,033.33	2.294	2.326	Fed Home Ln Mtg Corp Disc	9,975,300.00
12190	FAD	6,000,000.00	0.000	02/11/2019	10/12/2018	5,953,843.33	2.287	2.319	Federal Home Loan Discount	5,983,980.00
12211	FAD	3,000,000.00	2.280	02/12/2019	10/30/2018	2,980,050.00	2.295	2.327	Fed Home Ln Mtg Corp Disc	2,991,810.00
12212	FAD	3,000,000.00	2.280	02/13/2019	10/30/2018	2,979,860.00	2.295	2.327	Fed Home Ln Mtg Corp Disc	2,991,600.00
12206	FAD	3,000,000.00	2.280	02/14/2019	10/25/2018	2,978,720.00	2.296	2.328	Federal Home Loan Discount	2,991,390.00
12218	FAD	3,000,000.00	0.000	02/15/2019	11/09/2018	2,980,971.67	2.344	2.377	Federal Home Loan Discount	2,991,210.00
12219	FAD	3,000,000.00	0.000	02/19/2019	11/09/2018	2,980,195.00	2.345	2.378	Federal Home Loan Discount	2,990,400.00
12204	FAD	3,000,000.00	0.000	02/20/2019	10/24/2018	2,977,390.00	2.297	2.329	Federal Home Loan Discount	2,990,190.00

INVESTMENT #	TYPE	FACE VALUE	STATED RATE	MATURITY DATE	PURCHASE DATE	BOOK VALUE	YTM 360 DAYS	YTM 365 DAYS	DESCRIPTION	MARKET VALUE
12203	FAD	3,000,000.00	2.280	02/21/2019	10/24/2018	2,977,200.00	2.297	2.329	Federal Home Loan Discount	2,990,010.00
12213	FAD	8,000,000.00	2.305	02/22/2019	11/02/2018	7,942,631.11	2.321	2.353	Fed Home Ln Mtg Corp Disc	7,972,800.00
12201	FAD	7,000,000.00	0.000	02/25/2019	10/23/2018	6,944,097.22	2.318	2.350	Federal Home Loan Discount	6,974,800.00
12202	FAD	3,000,000.00	0.000	02/26/2019	10/23/2018	2,975,850.00	2.318	2.350	Federal Home Loan Discount	2,988,990.00
12220	FAD	5,000,000.00	0.000	02/27/2019	11/09/2018	4,964,402.78	2.346	2.379	Federal Home Loan Discount	4,981,350.00
11539	FAC	5,000,000.00	1.000	02/28/2019	08/30/2016	5,000,000.00	0.986	1.000	Federal Home Loan Bank	4,988,500.00
12198	FAD	10,000,000.00	2.290	02/28/2019	10/19/2018	9,916,033.33	2.309	2.341	Federal Home Loan Discount	9,962,000.00
12207	FAD	8,000,000.00	2.315	02/28/2019	10/26/2018	7,935,694.44	2.333	2.366	Fed Home Ln Mtg Corp Disc	7,969,600.00
12221	FAD	3,000,000.00	0.000	03/01/2019	11/09/2018	2,978,253.33	2.347	2.379	Federal Home Loan Discount	2,988,300.00
12228	FAD	3,000,000.00	2.340	03/04/2019	11/16/2018	2,978,940.00	2.356	2.389	Fed Home Ln Mtg Corp Disc	2,987,700.00
12229	FAD	3,000,000.00	0.000	03/05/2019	11/16/2018	2,978,745.00	2.356	2.389	Fed Home Ln Mtg Corp Disc	2,987,490.00
12230	FAD	3,000,000.00	2.340	03/06/2019	11/16/2018	2,978,550.00	2.356	2.389	Fed Home Ln Mtg Corp Disc	2,987,310.00
12237	FAD	7,000,000.00	2.340	03/07/2019	11/21/2018	6,951,770.00	2.356	2.388	Fed Home Ln Mtg Corp Disc	6,969,900.00
12216	FAD	9,000,000.00	2.320	03/08/2019	11/08/2018	8,930,400.00	2.338	2.370	Fed Home Ln Mtg Corp Disc	8,960,670.00
12238	FAD	7,000,000.00	0.000	03/11/2019	11/21/2018	6,949,950.00	2.356	2.389	Fed Home Ln Mtg Corp Disc	6,968,010.00
12250	FAD	3,000,000.00	2.370	03/12/2019	11/29/2018	2,979,657.50	2.386	2.419	Federal Home Loan Discount	2,986,080.00
12248	FAD	3,000,000.00	0.000	03/13/2019	11/29/2018	2,979,546.67	2.376	2.409	Federal Home Loan Discount	2,985,870.00
12249	FAD	3,000,000.00	2.360	03/14/2019	11/29/2018	2,979,350.00	2.376	2.409	Federal Home Loan Discount	2,985,690.00
11750	FAC	5,000,000.00	1.375	03/15/2019	03/15/2017	5,000,000.00	1.356	1.375	Fed Home Ln Mtg Corp	4,989,650.00
12251	FAD	3,000,000.00	2.370	03/15/2019	11/29/2018	2,979,065.00	2.386	2.419	Federal Home Loan Discount	2,985,480.00
12231	FAD	3,000,000.00	2.350	03/18/2019	11/19/2018	2,976,695.83	2.368	2.401	Federal Home Loan Discount	2,984,880.00
12232	FAD	3,000,000.00	2.350	03/19/2019	11/19/2018	2,976,500.00	2.368	2.401	Federal Home Loan Discount	2,984,670.00
12233	FAD	3,000,000.00	0.000	03/20/2019	11/19/2018	2,976,304.17	2.368	2.401	Federal Home Loan Discount	2,984,460.00
12234	FAD	3,000,000.00	2.350	03/21/2019	11/19/2018	2,976,108.33	2.368	2.401	Federal Home Loan Discount	2,984,280.00
12205	FAD	8,000,000.00	2.330	03/22/2019	10/24/2018	7,922,851.11	2.352	2.385	Federal Home Loan Discount	7,957,520.00
12243	FAD	8,000,000.00	0.000	03/25/2019	11/26/2018	7,937,062.22	2.398	2.432	Federal Home Loan Discount	7,955,920.00
12242	FAD	3,000,000.00	2.380	03/26/2019	11/26/2018	2,976,200.00	2.399	2.432	Federal Home Loan Discount	2,983,260.00

INVESTMENT #	TYPE	FACE VALUE	STATED RATE	MATURITY DATE	PURCHASE DATE	BOOK VALUE	YTM 360 DAYS	YTM 365 DAYS	DESCRIPTION	MARKET VALUE
12241	FAD	3,000,000.00	0.000	03/27/2019	11/26/2018	2,976,001.67	2.399	2.432	Federal Home Loan Discount	2,983,050.00
11834	FAC	5,000,000.00	1.375	03/29/2019	06/29/2017	5,000,000.00	1.356	1.375	Federal Home Loan Bank	4,986,750.00
11555	FAC	5,000,000.00	1.125	03/29/2019	09/29/2016	5,000,000.00	1.109	1.125	Fed Home Ln Mtg Corp	4,985,200.00
12091	FAD	5,000,000.00	2.080	03/29/2019	04/11/2018	4,898,311.11	2.142	2.171	Fed Agric Mtg Corp Discount	4,971,100.00
12208	FAD	15,000,000.00	2.340	03/29/2019	10/29/2018	14,852,775.00	2.363	2.396	Federal Home Loan Discount	14,913,300.00
12245	FAD	5,000,000.00	2.370	03/29/2019	11/27/2018	4,959,841.67	2.389	2.422	Federal Home Loan Discount	4,971,100.00
12258	FAD	12,000,000.00	2.380	04/05/2019	12/07/2018	11,905,593.33	2.398	2.432	Federal Home Loan Discount	11,924,400.00
12259	FAD	7,000,000.00	2.380	04/08/2019	12/07/2018	6,943,541.11	2.399	2.432	Federal Home Loan Discount	6,954,430.00
12252	FAD	3,000,000.00	2.380	04/11/2019	11/30/2018	2,973,820.00	2.400	2.434	Federal Home Loan Discount	2,979,870.00
12253	FAD	3,000,000.00	2.380	04/12/2019	11/30/2018	2,973,621.67	2.401	2.434	Federal Home Loan Discount	2,979,660.00
12153	FAD	20,000,000.00	0.000	04/15/2019	07/26/2018	19,690,244.44	2.185	2.215	Federal Home Loan Discount	19,860,400.00
12154	FAD	75,000,000.00	2.120	04/15/2019	07/26/2018	73,838,416.67	2.185	2.215	Federal Home Loan Discount	74,476,500.00
12267	FAD	3,000,000.00	2.380	04/16/2019	12/11/2018	2,975,010.00	2.399	2.433	Federal Home Loan Discount	2,978,850.00
12266	FAD	3,000,000.00	2.400	04/17/2019	12/11/2018	2,974,600.00	2.420	2.454	Fed Home Ln Mtg Corp Disc	2,978,640.00
12227	FAD	9,000,000.00	2.420	04/18/2019	11/15/2018	8,906,830.00	2.445	2.479	Federal Home Loan Discount	8,935,380.00
12254	FAD	6,000,000.00	0.000	04/22/2019	11/30/2018	5,943,038.33	2.412	2.446	Fed Home Ln Mtg Corp Disc	5,955,240.00
12260	FAD	3,000,000.00	2.400	04/23/2019	12/10/2018	2,973,200.00	2.421	2.455	Fed Home Ln Mtg Corp Disc	2,977,440.00
12261	FAD	3,000,000.00	0.000	04/24/2019	12/10/2018	2,973,000.00	2.421	2.455	Fed Home Ln Mtg Corp Disc	2,977,230.00
12262	FAD	3,000,000.00	2.400	04/25/2019	12/10/2018	2,972,800.00	2.421	2.455	Fed Home Ln Mtg Corp Disc	2,977,020.00
11799	FAC	5,000,000.00	1.410	04/26/2019	04/26/2017	5,000,000.00	1.390	1.410	Fed Home Ln Mtg Corp	4,983,400.00
12263	FAD	10,000,000.00	0.000	04/26/2019	12/10/2018	9,908,666.67	2.422	2.455	Fed Home Ln Mtg Corp Disc	9,922,700.00
12264	FAD	5,000,000.00	0.000	04/29/2019	12/10/2018	4,953,333.33	2.422	2.456	Fed Home Ln Mtg Corp Disc	4,960,350.00
12247	FAD	25,000,000.00	0.000	04/30/2019	11/28/2018	24,745,000.00	2.424	2.458	Federal Home Loan Discount	24,800,000.00
12265	FAD	3,000,000.00	0.000	05/02/2019	12/10/2018	2,971,161.67	2.443	2.477	Fed Home Ln Mtg Corp Disc	2,975,490.00
12269	FAD	8,000,000.00	2.420	05/03/2019	12/12/2018	7,923,635.56	2.443	2.477	Fed Home Ln Mtg Corp Disc	7,934,160.00
12270	FAD	8,000,000.00	2.420	05/06/2019	12/12/2018	7,922,022.22	2.443	2.477	Fed Home Ln Mtg Corp Disc	7,932,480.00
12174	FAD	5,500,000.00	2.270	05/07/2019	08/31/2018	5,413,645.42	2.324	2.356	Fed Home Ln Mtg Corp Disc	5,453,195.00

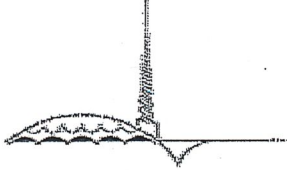
INVESTMENT #	TYPE	FACE VALUE	STATED RATE	MATURITY DATE	PURCHASE DATE	BOOK VALUE	YTM 360 DAYS	YTM 365 DAYS	DESCRIPTION	MARKET VALUE
12271	FAD	3,000,000.00	2.420	05/08/2019	12/12/2018	2,970,355.00	2.444	2.478	Fed Home Ln Mtg Corp Disc	2,974,290.00
12272	FAD	3,000,000.00	2.420	05/09/2019	12/12/2018	2,970,153.33	2.444	2.478	Fed Home Ln Mtg Corp Disc	2,974,080.00
12273	FAD	4,000,000.00	2.420	05/10/2019	12/12/2018	3,959,935.56	2.444	2.478	Fed Home Ln Mtg Corp Disc	3,965,160.00
12282	FAD	4,000,000.00	0.000	05/13/2019	12/17/2018	3,960,800.00	2.423	2.457	Fed Home Ln Mtg Corp Disc	3,964,360.00
12298	FAD	3,000,000.00	2.470	05/14/2019	12/24/2018	2,970,977.50	2.494	2.528	Federal Home Loan Discount	2,973,060.00
12117	FAC	5,000,000.00	2.250	05/15/2019	05/15/2018	5,000,000.00	2.219	2.250	Federal Home Loan Bank	4,994,250.00
11602	FAC	5,000,000.00	1.100	05/15/2019	11/15/2016	5,000,000.00	1.084	1.100	Fed Home Ln Mtg Corp	4,974,550.00
12299	FAD	3,000,000.00	2.470	05/15/2019	12/24/2018	2,970,771.67	2.494	2.528	Federal Home Loan Discount	2,972,850.00
12274	FAD	8,000,000.00	2.430	05/17/2019	12/13/2018	7,916,300.00	2.455	2.489	Federal Home Loan Discount	7,926,480.00
12276	FAD	8,000,000.00	2.450	05/20/2019	12/14/2018	7,914,522.22	2.476	2.510	Fed Home Ln Mtg Corp Disc	7,924,880.00
12277	FAD	3,000,000.00	2.450	05/21/2019	12/14/2018	2,967,741.67	2.476	2.511	Fed Home Ln Mtg Corp Disc	2,971,620.00
12278	FAD	3,000,000.00	0.000	05/22/2019	12/14/2018	2,967,537.50	2.476	2.511	Fed Home Ln Mtg Corp Disc	2,971,410.00
12279	FAD	3,000,000.00	2.450	05/23/2019	12/14/2018	2,967,333.33	2.476	2.511	Fed Home Ln Mtg Corp Disc	2,971,200.00
11813	FAC	5,000,000.00	1.400	05/24/2019	05/24/2017	5,000,000.00	1.380	1.400	Federal Home Loan Bank	4,977,000.00
12275	FAD	12,000,000.00	2.460	05/24/2019	12/13/2018	11,867,160.00	2.487	2.522	Fed Home Ln Mtg Corp Disc	11,884,080.00
12280	FAD	3,000,000.00	2.450	05/28/2019	12/14/2018	2,966,312.50	2.477	2.512	Fed Home Ln Mtg Corp Disc	2,970,180.00
12283	FAD	4,000,000.00	2.440	05/29/2019	12/17/2018	3,955,808.89	2.467	2.501	Fed Home Ln Mtg Corp Disc	3,960,000.00
12268	FAD	29,000,000.00	2.430	05/31/2019	12/11/2018	28,665,267.50	2.458	2.492	Federal Home Loan Discount	28,705,940.00
12303	FAD	7,500,000.00	2.430	06/03/2019	12/28/2018	7,420,518.75	2.456	2.490	Federal Home Loan Discount	7,421,775.00
12173	FAD	5,500,000.00	2.310	06/07/2019	08/30/2018	5,400,830.42	2.366	2.399	Fed Home Ln Mtg Corp Disc	5,441,150.00
11823	FAC	5,000,000.00	1.400	06/14/2019	06/14/2017	5,000,000.00	1.380	1.400	Fed Home Ln Mtg Corp	4,973,800.00
12172	FAD	10,000,000.00	2.250	06/14/2019	08/29/2018	9,819,375.00	2.312	2.344	Federal Home Loan Discount	9,888,200.00
12289	FAD	5,000,000.00	2.450	06/17/2019	12/19/2018	4,938,750.00	2.480	2.514	Federal Home Loan Discount	4,943,050.00
12284	FAD	4,000,000.00	2.460	06/19/2019	12/17/2018	3,949,706.67	2.518	2.553	Fed Home Ln Mtg Corp Disc	3,953,880.00
12290	FAD	3,000,000.00	2.440	06/20/2019	12/19/2018	2,962,790.00	2.498	2.532	Fed Home Ln Mtg Corp Disc	2,965,230.00
12291	FAD	3,000,000.00	2.440	06/21/2019	12/19/2018	2,962,586.67	2.498	2.532	Fed Home Ln Mtg Corp Disc	2,965,020.00
12292	FAD	3,000,000.00	2.440	06/24/2019	12/19/2018	2,961,976.67	2.498	2.533	Fed Home Ln Mtg Corp Disc	2,964,390.00

INVESTMENT #	TYPE	FACE VALUE	STATED RATE	MATURITY DATE	PURCHASE DATE	BOOK VALUE	YTM 360 DAYS	YTM 365 DAYS	DESCRIPTION	MARKET VALUE
12142	FAC	5,000,000.00	2.350	06/25/2019	06/25/2018	5,000,000.00	2.317	2.350	Federal Farm Credit Bank	4,996,950.00
12255	FAD	20,000,000.00	2.480	06/26/2019	12/04/2018	19,718,933.33	2.542	2.578	Fed Home Ln Mtg Corp Disc	19,759,800.00
12256	FAD	15,000,000.00	2.480	06/27/2019	12/06/2018	14,790,233.33	2.542	2.578	Fed Home Ln Mtg Corp Disc	14,818,800.00
11830	FAC	5,000,000.00	1.450	06/28/2019	06/28/2017	5,000,000.00	1.430	1.450	Federal Home Loan Bank	4,972,000.00
12287	FAD	10,000,000.00	2.450	06/28/2019	12/18/2018	9,869,333.33	2.509	2.544	Federal Home Loan Discount	9,878,600.00
12288	FAD	5,000,000.00	2.450	06/28/2019	12/19/2018	4,935,006.94	2.509	2.544	Federal Home Loan Discount	4,939,300.00
10800	RRP	50,432.49	3.500	07/01/2019	07/01/2014	50,432.49	3.452	3.500	MARIN COUNTY	50,432.49
11711	FAC	5,000,000.00	1.500	07/26/2019	01/26/2017	5,000,000.00	1.479	1.500	Fed Home Ln Mtg Corp	4,966,300.00
11848	FAC	5,000,000.00	1.530	07/26/2019	07/26/2017	5,000,000.00	1.509	1.530	Fed Home Ln Mtg Corp	4,967,200.00
11523	FAC	5,000,000.00	0.750	07/26/2019	07/26/2016	5,000,000.00	1.227	1.244	Fed Natl Mtg Assoc	4,982,700.00
12239	FAD	20,000,000.00	0.000	07/30/2019	11/21/2018	19,647,205.56	2.595	2.631	Federal Home Loan Discount	19,712,000.00
12257	FAD	25,000,000.00	2.490	07/30/2019	12/06/2018	24,591,916.67	2.557	2.593	Federal Home Loan Discount	24,640,000.00
11530	FAC	5,000,000.00	1.250	08/15/2019	08/15/2016	5,000,000.00	1.232	1.250	Fed Home Ln Mtg Corp	4,955,700.00
11862	FAC	5,000,000.00	1.500	08/22/2019	08/22/2017	5,000,000.00	1.479	1.500	Federal Home Loan Bank	4,963,900.00
12293	FAD	10,000,000.00	0.000	08/23/2019	12/19/2018	9,826,413.89	2.601	2.637	Federal Home Loan Discount	9,838,200.00
12294	FAD	5,000,000.00	2.530	08/26/2019	12/20/2018	4,912,504.17	2.601	2.637	Federal Home Loan Discount	4,918,050.00
11816	FAC	5,000,000.00	1.500	08/30/2019	05/30/2017	5,000,000.00	1.479	1.500	Fed Home Ln Mtg Corp	4,961,800.00
12196	FAD	3,750,000.00	2.600	09/03/2019	10/18/2018	3,663,333.33	2.683	2.721	Fed Agric Mtg Corp Discount	3,686,212.50
12224	FAD	9,000,000.00	2.550	09/06/2019	11/14/2018	8,811,300.00	2.625	2.661	Federal Home Loan Discount	8,845,020.00
11542	FAC	5,000,000.00	1.125	09/09/2019	09/09/2016	4,995,000.00	1.143	1.159	Fed Natl Mtg Assoc	4,947,900.00
12295	FAD	11,000,000.00	2.530	09/09/2019	12/21/2018	10,797,459.44	2.603	2.639	Federal Home Loan Discount	10,808,270.00
11873	FAC	5,000,000.00	1.375	09/12/2019	09/12/2017	5,000,000.00	1.356	1.375	Federal Farm Credit Bank	4,957,200.00
11875	MC1	46,000.00	3.500	09/15/2019	09/15/2017	46,000.00	3.452	3.500	MARIN COUNTY	46,000.00
11546	FAC	5,000,000.00	0.850	09/16/2019	09/16/2016	5,000,000.00	1.568	1.590	Fed Home Ln Mtg Corp	4,993,000.00
12225	FAD	9,000,000.00	2.550	09/20/2019	11/14/2018	8,802,375.00	2.627	2.664	Federal Home Loan Discount	8,836,200.00
12226	FAD	7,000,000.00	0.000	09/23/2019	11/14/2018	6,844,804.17	2.628	2.664	Federal Home Loan Discount	6,871,130.00
12236	FAD	2,000,000.00	2.670	09/24/2019	11/21/2018	1,954,461.67	2.752	2.791	Fed Agric Mtg Corp Discount	1,963,040.00

INVESTMENT #	TYPE	FACE VALUE	STATED RATE	MATURITY DATE	PURCHASE DATE	BOOK VALUE	YTM 360 DAYS	YTM 365 DAYS	DESCRIPTION	MARKET VALUE
11764	FAC	5,000,000.00	1.250	09/27/2019	03/27/2017	5,000,000.00	1.672	1.696	Federal Home Loan Bank	4,975,650.00
12004	FAC	5,000,000.00	1.850	09/27/2019	12/27/2017	5,000,000.00	1.825	1.850	Federal Home Loan Bank	4,970,200.00
11771	FAC	5,000,000.00	1.570	09/27/2019	03/30/2017	5,000,000.00	1.548	1.570	Fed Home Ln Mtg Corp	4,959,550.00
11558	FAC	5,000,000.00	1.000	09/30/2019	09/30/2016	5,000,000.00	1.593	1.616	Fed Home Ln Mtg Corp	4,990,800.00
12187	FAD	10,000,000.00	2.590	09/30/2019	10/09/2018	9,743,877.78	2.677	2.714	Fed Agric Mtg Corp Discount	9,811,100.00
12195	FAD	10,000,000.00	0.000	10/07/2019	10/17/2018	9,743,611.11	2.688	2.725	Federal Home Loan Discount	9,805,400.00
12217	FAD	10,000,000.00	2.650	10/15/2019	11/08/2018	9,748,986.11	2.738	2.776	Fed Agric Mtg Corp Discount	9,799,800.00
12281	FAD	10,000,000.00	2.550	10/18/2019	12/14/2018	9,781,833.33	2.629	2.666	Fed Home Ln Mtg Corp Disc	9,797,700.00
11577	FAC	3,035,000.00	0.750	10/24/2019	10/24/2016	3,035,000.00	1.356	1.375	Fed Home Ln Mtg Corp	3,025,925.35
11584	FAC	5,000,000.00	1.300	10/25/2019	10/28/2016	5,000,000.00	1.282	1.300	Fed Home Ln Mtg Corp	4,946,250.00
11579	FAC	5,000,000.00	1.200	10/25/2019	10/25/2016	5,000,000.00	1.183	1.200	Fed Natl Mtg Assoc	4,941,750.00
11912	FAC	5,000,000.00	1.650	10/30/2019	10/30/2017	5,000,000.00	1.627	1.650	Fed Home Ln Mtg Corp	4,958,750.00
12215	FAD	15,000,000.00	2.660	10/31/2019	11/07/2018	14,603,216.67	2.751	2.789	Fed Agric Mtg Corp Discount	14,682,900.00
12235	FAD	10,000,000.00	2.620	11/15/2019	11/20/2018	9,738,000.00	2.709	2.747	Fed Agric Mtg Corp Discount	9,776,300.00
12246	FAD	10,000,000.00	2.650	11/27/2019	11/28/2018	9,732,055.56	2.742	2.780	Fed Agric Mtg Corp Discount	9,767,900.00
12296	FAD	9,000,000.00	2.550	12/13/2019	12/21/2018	8,772,412.50	2.635	2.672	Federal Home Loan Discount	8,780,040.00
12300	FAD	10,000,000.00	2.530	12/13/2019	12/27/2018	9,753,325.00	2.613	2.650	Federal Home Loan Discount	9,755,600.00
12297	FAD	3,000,000.00	2.550	12/20/2019	12/21/2018	2,922,650.00	2.636	2.673	Federal Home Loan Discount	2,925,210.00
11885	FAC	5,000,000.00	1.520	12/27/2019	09/27/2017	4,998,750.00	0.900	0.913	Federal Home Loan Bank	4,947,650.00
11690	FAC	5,000,000.00	1.500	12/30/2019	12/30/2016	5,000,000.00	1.479	1.500	Fed Home Ln Mtg Corp	4,944,250.00
11691	FAC	5,000,000.00	1.250	12/30/2019	12/30/2016	5,000,000.00	1.617	1.639	Fed Home Ln Mtg Corp	4,976,100.00
12039	MC1	100,000.00	3.500	02/01/2020	02/13/2018	100,115.07	3.448	3.495	MARIN COUNTY	100,115.07
12163	FAC	5,000,000.00	2.600	02/10/2020	08/10/2018	5,000,000.00	2.564	2.600	Federal Farm Credit Bank	5,004,400.00
12061	FAC	5,000,000.00	2.400	03/20/2020	03/20/2018	5,000,000.00	2.367	2.400	Federal Home Loan Bank	4,993,600.00
12099	FAC	5,000,000.00	2.500	04/20/2020	04/20/2018	5,000,000.00	2.465	2.500	Federal Home Loan Bank	4,990,600.00
11835	FAC	5,000,000.00	1.250	06/29/2020	06/29/2017	5,000,000.00	1.842	1.868	Federal Home Loan Bank	4,968,350.00
12069	FAC	5,000,000.00	2.500	06/29/2020	03/29/2018	5,000,000.00	2.466	2.500	Federal Home Loan Bank	4,985,200.00

INVESTMENT #	TYPE	FACE VALUE	STATED RATE	MATURITY DATE	PURCHASE DATE	BOOK VALUE	YTM 360 DAYS	YTM 365 DAYS	DESCRIPTION	MARKET VALUE
12007	FAC	5,000,000.00	2.000	06/29/2020	12/29/2017	5,000,000.00	1.972	2.000	Fed Home Ln Mtg Corp	4,953,850.00
11858	FAC	5,000,000.00	1.685	08/14/2020	08/15/2017	5,000,234.03	1.381	1.400	Federal Home Loan Bank	4,930,950.00
11866	FAC	5,000,000.00	1.800	08/28/2020	08/28/2017	5,000,000.00	1.775	1.800	Federal Home Loan Bank	4,932,050.00
12171	FAC	3,165,000.00	2.700	08/28/2020	08/28/2018	3,165,000.00	2.663	2.700	Federal Home Loan Bank	3,165,221.55
11876	MC1	44,000.00	3.500	09/14/2020	09/15/2017	44,000.00	3.452	3.500	MARIN COUNTY	44,000.00
11880	FAC	5,000,000.00	1.800	09/21/2020	09/21/2017	5,000,000.00	1.775	1.800	Fed Home Ln Mtg Corp	4,928,750.00
12182	FAC	5,000,000.00	2.850	09/28/2020	09/28/2018	4,993,250.00	2.879	2.919	Fed Home Ln Mtg Corp	5,002,700.00
11890	FAC	5,000,000.00	1.500	09/29/2020	09/29/2017	5,000,000.00	1.862	1.888	Fed Home Ln Mtg Corp	4,944,900.00
11908	FAC	5,000,000.00	1.850	10/27/2020	10/27/2017	5,000,000.00	1.824	1.850	Fed Natl Mtg Assoc	4,927,600.00
12209	FAC	5,000,000.00	3.050	11/02/2020	10/30/2018	5,000,000.00	3.008	3.049	Federal Home Loan Bank	5,004,450.00
12222	FAC	5,000,000.00	2.500	11/13/2020	11/13/2018	5,000,000.00	3.317	3.364	Federal Home Loan Bank	4,998,950.00
11931	FAC	4,700,000.00	1.500	11/17/2020	11/17/2017	4,700,000.00	2.128	2.157	Fed Home Ln Mtg Corp	4,691,023.00
11991	FAC	5,000,000.00	2.000	12/14/2020	12/14/2017	5,000,000.00	1.972	2.000	Federal Home Loan Bank	4,941,650.00
11992	FAC	5,000,000.00	2.000	12/14/2020	12/14/2017	5,000,000.00	1.972	2.000	Federal Home Loan Bank	4,941,650.00
12285	FAC	5,000,000.00	3.000	12/18/2020	12/18/2018	5,000,000.00	2.958	3.000	Federal Home Loan Bank	5,002,950.00
12286	FAC	5,000,000.00	3.000	12/18/2020	12/18/2018	5,000,000.00	2.958	3.000	Federal Home Loan Bank	5,002,950.00
12124	FAC	5,000,000.00	2.700	12/21/2020	05/21/2018	4,994,600.00	2.706	2.744	Federal Farm Credit Bank	5,010,850.00
12032	FAC	5,000,000.00	2.300	01/26/2021	01/26/2018	5,000,000.00	2.268	2.300	Federal Home Loan Bank	4,970,500.00
12034	FAC	5,000,000.00	2.200	01/29/2021	01/29/2018	5,000,000.00	2.169	2.200	Federal Home Loan Bank	4,957,350.00
12040	MC1	100,000.00	3.500	01/31/2021	02/13/2018	100,115.07	3.448	3.495	MARIN COUNTY	100,115.07
12045	FAC	5,000,000.00	2.125	02/12/2021	02/12/2018	5,000,000.00	2.337	2.369	Federal Home Loan Bank	4,995,400.00
12050	FAC	5,000,000.00	2.420	02/26/2021	02/28/2018	5,000,000.00	2.386	2.420	Fed Home Ln Mtg Corp	4,987,550.00
12108	FAC	5,000,000.00	2.700	04/30/2021	04/30/2018	5,000,000.00	2.663	2.700	Fed Home Ln Mtg Corp	5,000,550.00
12244	FAC	5,000,000.00	3.000	05/27/2021	11/27/2018	5,000,000.00	2.958	3.000	Fed Home Ln Mtg Corp	5,015,300.00
12143	FAC	5,000,000.00	2.550	06/28/2021	06/28/2018	5,000,000.00	2.966	3.007	Fed Home Ln Mtg Corp	5,001,700.00
12183	FAC	5,000,000.00	3.020	06/28/2021	09/28/2018	5,000,000.00	2.979	3.021	Fed Home Ln Mtg Corp	5,004,900.00
12302	FAC	9,000,000.00	3.000	06/28/2021	12/28/2018	9,000,000.00	2.958	3.000	Fed Home Ln Mtg Corp	9,011,610.00

INVESTMENT #	TYPE	FACE VALUE	STATED RATE	MATURITY DATE	PURCHASE DATE	BOOK VALUE	YTM 360 DAYS	YTM 365 DAYS	DESCRIPTION	MARKET VALUE
12161	FAC	5,000,000.00	2.850	07/30/2021	07/30/2018	5,000,000.00	2.810	2.850	Fed Home Ln Mtg Corp	5,006,650.00
11877	MC1	42,000.00	3.560	09/15/2021	09/15/2017	42,000.00	3.511	3.560	MARIN COUNTY	42,000.00
12175	FAC	5,000,000.00	2.950	09/17/2021	09/17/2018	4,997,500.00	2.926	2.967	Federal Home Loan Bank	5,000,200.00
12240	FAC	5,000,000.00	2.750	11/26/2021	11/26/2018	5,000,000.00	3.436	3.484	Federal Home Loan Bank	5,000,900.00
12301	FAC	5,000,000.00	3.000	12/28/2021	12/28/2018	5,000,000.00	3.397	3.444	Fed Home Ln Mtg Corp	5,006,250.00
12041	MC1	100,000.00	3.560	02/01/2022	02/13/2018	100,117.04	3.507	3.555	MARIN COUNTY	100,117.04
11738	RRP	666,959.70	4.500	02/28/2022	03/01/2017	666,959.70	4.438	4.500	MARIN COUNTY	666,959.70
11869	RRP	1,879,579.23	4.500	09/01/2022	09/01/2017	1,879,579.23	4.438	4.500	MARIN COUNTY	1,879,579.23
11878	MC1	40,000.00	3.648	09/15/2022	09/15/2017	40,000.00	3.598	3.648	MARIN COUNTY	40,000.00
12042	MC1	100,000.00	3.648	02/01/2023	02/13/2018	100,119.93	3.593	3.643	MARIN COUNTY	100,119.93
		1,299,413,492.64			1,287,183,702.51					1,289,685,852.22
AMORTIZATION & ACCRETION OF PREMIUMS & DISCOUNTS						4,874.30			ACCRUED INTEREST DISCOUNT INVESTMENTS	
		1,299,413,492.64			1,287,188,576.81					1,289,685,852.22



TREASURER DIVISION - DEPARTMENT OF FINANCE
PORTFOLIO SUMMARY REPORT - OPERATING FUNDS
COUNTY OF MARIN, SCHOOLS & SPECIAL DISTRICTS
December 31, 2018

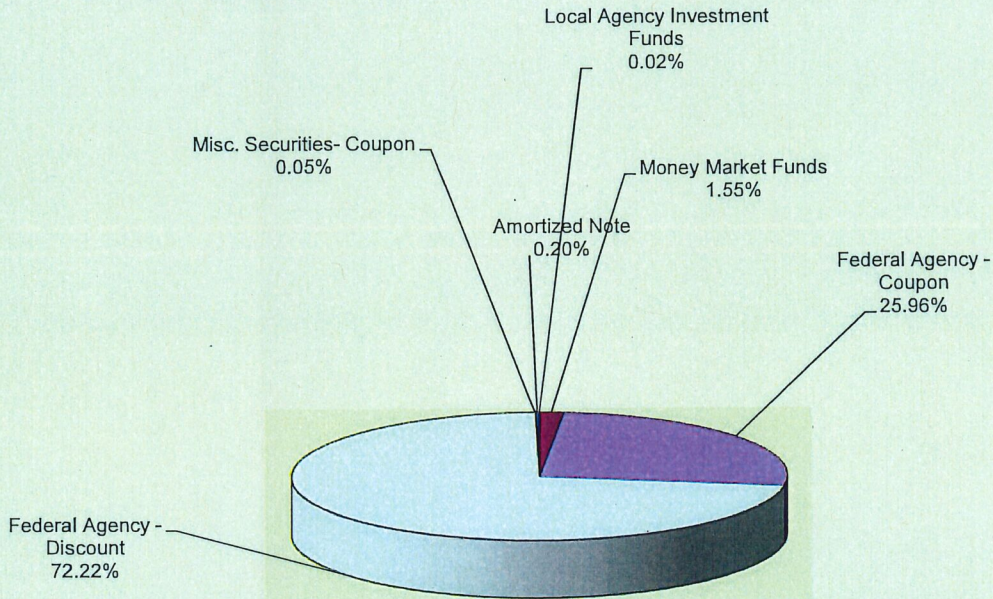
DESCRIPTION	ENDING BALANCE December 31, 2018	AVERAGE BALANCE December 31, 2018	WEIGHTED AVERAGE DAYS TO MATURITY	ANNUALIZED YIELD December 31, 2018	YIELD December 31, 2018
LOCAL AGENCY INVESTMENT FUNDS	\$244,521.22	\$244,521.22	1	2.399	2.291
MONEY MARKET FUNDS	\$20,000,000.00	\$19,976,814.26	1	2.167	2.165
FEDERAL AGENCY ISSUES - COUPON	\$334,128,101.53	\$328,300,149.76	475	1.904	2.016
FEDERAL AGENCY ISSUES - DISCOUNT	\$929,541,526.16	\$918,051,934.72	128	2.326	2.424
TREASURY SECURITIES - COUPON					
TREASURY SECURITIES - DISCOUNT					
MISC SECURITIES - COUPON	\$672,582.18	\$672,000.00	767	3.544	3.540
AMORTIZED NOTE	\$2,596,971.42	\$2,596,971.42	1,269	3.961	4.481
TOTALS & AVERAGES	\$1,287,183,702.51	\$1,269,842,391.38	382	2.219%	2.318%

The Local Agency Investment Funds is an open ended account and is not included in the total weighted days to maturity.

**Treasurer Division - Department of Finance
 Portfolio Yield Report - Operating Funds
 County of Marin, Schools & Special Districts
 December 31, 2018**

INVESTMENT HOLDINGS	BOOK VALUE	12/31/18
Local Agency Investment Funds	\$244,521.22	2.291%
Money Market Funds	\$20,000,000.00	2.165%
Federal Agency - Coupon	\$334,128,101.53	2.016%
Federal Agency - Discount	\$929,541,526.16	2.424%
Misc. Securities- Coupon	\$672,582.18	3.540%
Amortized Note	\$2,596,971.42	4.481%
TOTAL	\$1,287,183,702.51	2.318%

PORTFOLIO ALLOCATION




TREASURER DIVISION - DEPARTMENT OF FINANCE

REPORT OF INVESTMENTS - NON-OPERATING FUNDS

SAN RAFAEL SCHOOLS

December 31, 2018



Page 1


INVESTMENT #	TYPE	FACE VALUE	MATURITY DATE	PURCHASE DATE	BOOK VALUE	YTM 360 DAYS	YTM 365 DAYS	DESCRIPTION	MARKET VALUE
687	LA1	0.00	//	//	0.00	5.181	5.253	LOCAL AGENCY INVESTMENT FUND	0.00
746	LA1	439,936.46	//	//	439,936.46	2.259	2.291	LOCAL AGENCY INVESTMENT FUND	439,936.46
		439,936.46			439,936.46				439,936.46
AMORTIZATION & ACCRETION OF PREMIUMS & DISCOUNTS					-0-				
		439,936.46			439,936.46				439,936.46

TREASURER DIVISION - DEPARTMENT OF FINANCE

REPORT OF INVESTMENTS - NON-OPERATING FUNDS

CHILDREN & FAMILIES COMMISSION

December 31, 2018



Page 1

INVESTMENT #	TYPE	FACE VALUE	MATURITY DATE	PURCHASE DATE	BOOK VALUE	YTM 360 DAYS	YTM 365 DAYS	DESCRIPTION	MARKET VALUE
101	LA2	101,562.76	//	//	101,562.76	2.259	2.291	LOCAL AGENCY INVESTMENT FUND	101,562.76
		101,562.76			101,562.76				101,562.76