

DIVISION OF THE DEPARTMENT OF FINANCE
TREASURER

Excellent and responsive fiscal leadership.

Roy Given, CPA
DIRECTOR

September 12, 2017

Mina Martinovich, CPA
ASSISTANT DIRECTOR

Karen Shaw
FINANCE DIVISION CHIEF

Judy Arnold, President
Board of Supervisors
County of Marin
3501 Civic Center Dr. #329
San Rafael, CA 94903

Mary Jane Burke
Superintendent of Schools
Marin County Office of Education
P.O. Box 4925
San Rafael, CA 94913

Marin County Schools,
Special Districts, and
MCERA

RE: MONTHLY REPORT OF COUNTY, SCHOOLS AND DISTRICT INVESTMENTS
as of July 31, 2017.

Marin County Civic Center
3501 Civic Center Drive
Suite 209
PO Box 4220
San Rafael, CA 94913-4220
415 473 6143 T
415 473 3741 F
CRS Dial 711
www.marincounty.org/treas

Dear Investment Fund Participants:

The attached Monthly Report of County, Schools and District investments is provided for your review.

* The investments were made pursuant to Government Code Sections 53601, 53635 and comply with the County Treasurer's Statement of Investment Policy. The investment policy provides for:

- Preservation of capital through high quality investments;
- Maintenance of sufficient liquidity to meet participant operating needs; and
- A rate of return consistent with the above objectives.

* Maturities are scheduled to meet participant expenditure requirements for the next six months.

* Attached spreadsheets identify investment type, issuer, maturity date, amount invested and fair market value for each security held. Fair market values were determined by Wells Fargo Institutional Trust Services on all securities except for investments in the Local Agency Investment Fund which was valued at face value by us. Adjustments have been made for premiums, discounts and accrued interest on discount securities to make the book value and fair market value more comparable.

I trust you find this report informative. Should you have any questions do not hesitate to call me.

Respectfully submitted,


Roy Given
Director of Finance

RG: sa
Attachments

cc: Matthew Hymel, County Administrator
Marin County Treasury Oversight Committee

TREASURER DIVISION - DEPARTMENT OF FINANCE
REPORT OF INVESTMENTS - OPERATING FUNDS
COUNTY OF MARIN, SCHOOLS & SPECIAL DISTRICTS

July 31, 2017



Page 1

INVESTMENT #	TYPE	FACE VALUE	STATED RATE	MATURITY DATE	PURCHASE DATE	BOOK VALUE	YTM 360 DAYS	YTM 365 DAYS	DESCRIPTION	MARKET VALUE
142	LA1	239,775.15	2.967	//	07/01/2011	239,775.15	1.036	1.051	Local Agency Investment Fund	239,775.15
3490	LA2	0.00	5.170	//	07/01/2011	0.00	0.000	0.001	MM-DREYFUS	0.00
9149	LA2	10,006,096.90	0.040	//	07/01/2011	10,006,096.90	0.838	0.850	MM-FIDELITY Institutional Gov	10,006,096.90
4366	LA2	0.00	4.930	//	07/01/2011	0.00	0.009	0.010	NATIONS Treasury Reserves	0.00
2246	LA2	10,005,940.15	4.760	//	07/01/2011	10,005,940.15	0.808	0.820	MM-WELLS FARGO Institutional G	10,005,940.15
11716	FAD	4,000,000.00	0.620	08/01/2017	02/01/2017	3,987,531.11	0.621	0.630	Fed Home Ln Mtg Corp Disc	4,000,000.00
11717	FAD	3,000,000.00	0.000	08/02/2017	02/02/2017	2,990,648.33	0.621	0.630	Fed Home Ln Mtg Corp Disc	2,999,910.00
11718	FAD	3,000,000.00	0.620	08/03/2017	02/02/2017	2,990,596.67	0.621	0.630	Fed Home Ln Mtg Corp Disc	2,999,820.00
11719	FAD	3,000,000.00	0.620	08/04/2017	02/02/2017	2,990,545.00	0.625	0.634	Fed Home Ln Mtg Corp Disc	2,999,760.00
11725	FAD	7,000,000.00	0.610	08/07/2017	02/15/2017	6,979,480.28	0.611	0.620	Fed Home Ln Mtg Corp Disc	6,998,810.00
11720	FAD	3,000,000.00	0.620	08/08/2017	02/03/2017	2,990,390.00	0.625	0.634	Federal Home Loan Discount	2,999,430.00
11721	FAD	3,000,000.00	0.000	08/09/2017	02/03/2017	2,990,338.33	0.625	0.634	Federal Home Loan Discount	2,999,340.00
11794	FAD	4,500,000.00	0.810	08/10/2017	04/19/2017	4,488,558.75	0.812	0.823	Federal Home Loan Discount	4,498,875.00
11714	FAD	7,000,000.00	0.600	08/11/2017	01/27/2017	6,977,133.33	0.605	0.614	Fed Home Ln Mtg Corp Disc	6,998,040.00
11726	FAD	5,000,000.00	0.650	08/14/2017	02/16/2017	4,983,840.28	0.652	0.661	Federal Home Loan Discount	4,998,200.00
11729	FAD	3,500,000.00	0.660	08/17/2017	02/22/2017	3,488,706.67	0.662	0.671	Federal Home Loan Discount	3,498,460.00
11730	FAD	3,500,000.00	0.660	08/18/2017	02/22/2017	3,488,642.50	0.662	0.671	Federal Home Loan Discount	3,498,355.00
11731	FAD	3,500,000.00	0.660	08/21/2017	02/23/2017	3,488,514.17	0.662	0.671	Federal Home Loan Discount	3,498,040.00
11727	FAD	3,000,000.00	0.640	08/22/2017	02/17/2017	2,990,080.00	0.645	0.654	Federal Home Loan Discount	2,998,260.00
11732	FAD	3,500,000.00	0.645	08/22/2017	02/27/2017	3,488,963.33	0.647	0.656	Federal Home Loan Discount	3,497,970.00
11728	FAD	3,000,000.00	0.640	08/23/2017	02/17/2017	2,990,026.67	0.646	0.654	Federal Home Loan Discount	2,998,170.00
11733	FAD	3,500,000.00	0.645	08/24/2017	02/27/2017	3,488,837.92	0.647	0.656	Federal Home Loan Discount	3,497,760.00

INVESTMENT #	TYPE	FACE VALUE	STATED RATE	MATURITY DATE	PURCHASE DATE	BOOK VALUE	YTM 360 DAYS	YTM 365 DAYS	DESCRIPTION	MARKET VALUE
11374	FAC	5,000,000.00	0.800	08/25/2017	02/25/2016	5,000,000.00	0.789	0.800	Fed Home Ln Mtg Corp	4,999,100.00
11734	FAD	8,000,000.00	0.645	08/25/2017	02/27/2017	7,974,343.33	0.647	0.656	Federal Home Loan Discount	7,994,640.00
11723	FAD	6,500,000.00	0.000	08/28/2017	02/09/2017	6,477,250.00	0.636	0.645	Fed Home Ln Mtg Corp Disc	6,495,125.00
11741	FAD	2,000,000.00	0.000	08/29/2017	03/07/2017	1,992,125.00	0.813	0.824	Fed Home Ln Mtg Corp Disc	1,998,440.00
11736	FAD	3,000,000.00	0.730	08/30/2017	03/01/2017	2,988,928.33	0.732	0.742	Fed Home Ln Mtg Corp Disc	2,997,570.00
11740	FAD	6,000,000.00	0.830	08/31/2017	03/06/2017	5,975,376.67	0.833	0.844	Federal Home Loan Discount	5,995,020.00
11737	FAD	8,500,000.00	0.830	08/31/2017	03/02/2017	8,464,333.06	0.833	0.845	Fed Home Ln Mtg Corp Disc	8,492,945.00
11739	FAD	3,500,000.00	0.830	08/31/2017	03/03/2017	3,485,394.31	0.833	0.845	Fed Home Ln Mtg Corp Disc	3,497,095.00
11742	FAD	3,000,000.00	0.000	09/01/2017	03/07/2017	2,987,836.67	0.823	0.834	Fed Home Ln Mtg Corp Disc	2,997,390.00
11760	FAD	3,000,000.00	0.000	09/05/2017	03/21/2017	2,987,820.00	0.873	0.885	Fed Home Ln Mtg Corp Disc	2,997,060.00
11541	FAC	5,000,000.00	0.680	09/06/2017	09/06/2016	5,000,000.00	0.670	0.680	Federal Farm Credit Bank	4,998,050.00
11761	FAD	4,500,000.00	0.870	09/07/2017	03/21/2017	4,481,512.50	0.873	0.885	Fed Home Ln Mtg Corp Disc	4,495,320.00
11762	FAD	6,000,000.00	0.870	09/08/2017	03/22/2017	5,975,350.00	0.873	0.885	Fed Home Ln Mtg Corp Disc	5,993,580.00
11763	FAD	4,500,000.00	0.870	09/08/2017	03/24/2017	4,481,730.00	0.873	0.885	Fed Home Ln Mtg Corp Disc	4,495,185.00
11743	FAD	4,500,000.00	0.820	09/11/2017	03/07/2017	4,480,730.00	0.841	0.853	Fed Home Ln Mtg Corp Disc	4,494,825.00
11744	FAD	2,000,000.00	0.830	09/11/2017	03/08/2017	1,991,377.22	0.851	0.863	Fed Home Ln Mtg Corp Disc	1,997,700.00
11777	FAD	3,000,000.00	0.820	09/12/2017	04/11/2017	2,989,476.67	0.822	0.834	Federal Home Loan Discount	2,996,460.00
11778	FAD	3,000,000.00	0.000	09/13/2017	04/11/2017	2,989,408.33	0.822	0.834	Federal Home Loan Discount	2,996,370.00
11779	FAD	3,000,000.00	0.820	09/14/2017	04/11/2017	2,989,340.00	0.822	0.834	Federal Home Loan Discount	2,996,310.00
11756	FAD	3,500,000.00	0.870	09/15/2017	03/16/2017	3,484,521.25	0.893	0.905	Fed Home Ln Mtg Corp Disc	3,495,590.00
11745	FAD	4,000,000.00	0.840	09/18/2017	03/08/2017	3,981,893.33	0.861	0.873	Fed Home Ln Mtg Corp Disc	3,994,600.00
11746	FAD	3,000,000.00	0.000	09/19/2017	03/09/2017	2,986,258.33	0.872	0.884	Fed Home Ln Mtg Corp Disc	2,995,890.00
11747	FAD	3,000,000.00	0.000	09/20/2017	03/09/2017	2,986,187.50	0.871	0.884	Fed Home Ln Mtg Corp Disc	2,995,800.00
11758	FAD	4,000,000.00	0.850	09/21/2017	03/20/2017	3,982,527.78	0.872	0.884	Federal Home Loan Discount	3,994,280.00
11552	FAD	8,000,000.00	0.590	09/22/2017	09/23/2016	7,952,275.56	0.600	0.609	Fed Home Ln Mtg Corp Disc	7,988,320.00
11757	FAD	7,000,000.00	0.000	09/25/2017	03/17/2017	6,967,146.67	0.903	0.915	Fed Home Ln Mtg Corp Disc	6,989,220.00
11785	FAD	5,000,000.00	0.860	09/26/2017	04/13/2017	4,980,172.22	0.863	0.875	Federal Home Loan Discount	4,992,150.00

INVESTMENT #	TYPE	FACE VALUE	STATED RATE	MATURITY DATE	PURCHASE DATE	BOOK VALUE	YTM 360 DAYS	YTM 365 DAYS	DESCRIPTION	MARKET VALUE
11842	FAD	1,300,000.00	0.980	09/27/2017	07/13/2017	1,297,310.44	0.982	0.995	Fed Natl Mtg Assoc Disc	1,297,920.00
11843	FAD	4,000,000.00	0.000	09/28/2017	07/13/2017	3,991,487.22	0.997	1.010	Federal Home Loan Discount	3,993,480.00
11423	FAC	5,000,000.00	0.850	09/29/2017	03/29/2016	5,000,000.00	0.838	0.850	Fed Home Ln Mtg Corp	4,998,100.00
11776	FAD	27,575,000.00	0.925	09/29/2017	04/10/2017	27,453,133.82	0.929	0.942	Federal Home Loan Discount	27,529,501.25
11801	FAD	4,000,000.00	0.880	10/03/2017	04/27/2017	3,984,453.33	0.883	0.895	Fed Home Ln Mtg Corp Disc	3,992,640.00
11802	FAD	3,500,000.00	0.880	10/04/2017	04/27/2017	3,486,311.11	0.883	0.895	Fed Home Ln Mtg Corp Disc	3,493,455.00
11804	FAD	3,000,000.00	0.905	10/05/2017	05/03/2017	2,988,310.42	0.908	0.921	Fed Home Ln Mtg Corp Disc	2,994,300.00
11792	FAD	10,000,000.00	0.900	10/06/2017	04/18/2017	9,957,250.00	0.903	0.916	Federal Home Loan Discount	9,980,800.00
11800	FAD	6,200,000.00	0.890	10/10/2017	04/26/2017	6,174,402.61	0.893	0.906	Fed Home Ln Mtg Corp Disc	6,187,352.00
11784	FAD	4,000,000.00	0.000	10/11/2017	04/13/2017	3,980,995.00	0.949	0.962	Federal Home Loan Discount	3,991,720.00
11805	FAD	3,500,000.00	0.905	10/12/2017	05/03/2017	3,485,746.25	0.908	0.921	Fed Home Ln Mtg Corp Disc	3,492,650.00
11448	FAC	5,000,000.00	0.850	10/13/2017	04/13/2016	5,000,000.00	0.838	0.850	Fed Home Ln Mtg Corp	4,999,600.00
11806	FAD	4,500,000.00	0.935	10/13/2017	05/05/2017	4,481,183.13	0.938	0.951	Fed Home Ln Mtg Corp Disc	4,490,415.00
11809	FAD	3,000,000.00	0.000	10/16/2017	05/15/2017	2,987,295.00	0.994	1.008	Fed Home Ln Mtg Corp Disc	2,993,340.00
11810	FAD	4,000,000.00	0.960	10/17/2017	05/17/2017	3,983,680.00	0.963	0.977	Federal Home Loan Discount	3,991,000.00
11812	FAD	3,500,000.00	0.970	10/18/2017	05/18/2017	3,485,571.25	0.974	0.987	Fed Home Ln Mtg Corp Disc	3,492,055.00
11811	FAD	4,000,000.00	0.960	10/19/2017	05/17/2017	3,983,466.67	0.963	0.977	Federal Home Loan Discount	3,990,800.00
11795	FAD	8,500,000.00	0.000	10/20/2017	04/20/2017	8,460,464.38	0.934	0.947	Fed Home Ln Mtg Corp Disc	8,480,195.00
11796	FAD	4,800,000.00	0.900	10/23/2017	04/21/2017	4,777,800.00	0.919	0.931	Fed Home Ln Mtg Corp Disc	4,788,384.00
11815	FAD	3,500,000.00	0.995	10/24/2017	05/26/2017	3,485,392.85	0.999	1.013	Federal Home Loan Discount	3,491,425.00
11817	FAD	3,000,000.00	0.000	10/24/2017	05/31/2017	2,987,894.17	0.999	1.012	Federal Home Loan Discount	2,992,650.00
11818	FAD	3,000,000.00	1.005	10/26/2017	05/31/2017	2,987,605.00	1.009	1.023	Fed Home Ln Mtg Corp Disc	2,992,470.00
11798	FAD	3,500,000.00	0.955	10/30/2017	04/25/2017	3,482,544.72	0.975	0.989	Federal Home Loan Discount	3,490,830.00
11783	FAD	20,000,000.00	0.000	10/31/2017	04/12/2017	19,900,122.22	0.908	0.921	Fed Home Ln Mtg Corp Disc	19,947,000.00
11819	FAD	3,500,000.00	0.000	11/01/2017	06/02/2017	3,485,370.00	0.994	1.007	Federal Home Loan Discount	3,490,340.00
11824	FAD	3,000,000.00	1.030	11/02/2017	06/19/2017	2,988,326.67	1.034	1.048	Federal Home Loan Discount	2,991,630.00
11829	FAD	5,000,000.00	1.050	11/02/2017	06/26/2017	4,981,187.50	1.053	1.068	Federal Home Loan Discount	4,986,050.00


INVESTMENT #	TYPE	FACE VALUE	STATED RATE	MATURITY DATE	PURCHASE DATE	BOOK VALUE	YTM 360 DAYS	YTM 365 DAYS	DESCRIPTION	MARKET VALUE
11831	FAD	5,000,000.00	1.030	11/03/2017	06/28/2017	4,981,688.89	1.033	1.048	Federal Home Loan Discount	4,985,900.00
11803	FAD	7,000,000.00	0.900	11/06/2017	04/28/2017	6,966,400.00	0.919	0.931	Fed Home Ln Mtg Corp Disc	6,979,630.00
11822	FAD	5,500,000.00	0.000	11/07/2017	06/12/2017	5,476,484.44	1.044	1.058	Fed Home Ln Mtg Corp Disc	5,483,830.00
11820	FAD	3,500,000.00	1.030	11/08/2017	06/08/2017	3,484,678.75	1.034	1.048	Fed Home Ln Mtg Corp Disc	3,489,605.00
11821	FAD	3,500,000.00	1.030	11/09/2017	06/09/2017	3,484,678.75	1.034	1.048	Fed Home Ln Mtg Corp Disc	3,489,500.00
11724	FAD	6,000,000.00	0.780	11/13/2017	02/14/2017	5,964,640.00	0.792	0.803	Fed Agric Mtg Corp Discount	5,981,280.00
11825	FAD	3,000,000.00	1.075	11/14/2017	06/19/2017	2,986,741.67	1.079	1.094	Fed Home Ln Mtg Corp Disc	2,990,550.00
11836	FAD	2,000,000.00	0.000	11/15/2017	06/30/2017	1,992,180.00	1.024	1.038	Federal Home Loan Discount	1,993,640.00
11832	FAD	3,000,000.00	1.030	11/16/2017	06/28/2017	2,987,897.50	1.034	1.048	Federal Home Loan Discount	2,990,370.00
11833	FAD	8,000,000.00	1.030	11/17/2017	06/28/2017	7,967,497.78	1.034	1.048	Federal Home Loan Discount	7,974,080.00
11846	FAD	6,500,000.00	1.070	11/20/2017	07/19/2017	6,476,043.89	1.073	1.088	Federal Home Loan Discount	6,478,355.00
11847	FAD	3,500,000.00	1.090	11/21/2017	07/21/2017	3,486,965.42	1.094	1.109	Federal Home Loan Discount	3,488,240.00
11281	FAC	5,000,000.00	0.900	11/24/2017	11/24/2015	4,996,250.00	0.925	0.937	Fed Home Ln Mtg Corp	4,995,650.00
11284	FAC	5,000,000.00	0.850	11/24/2017	11/24/2015	5,000,000.00	0.336	0.341	Fed Home Ln Mtg Corp	4,995,700.00
11751	FAD	7,000,000.00	1.050	11/29/2017	03/15/2017	6,947,120.83	1.075	1.090	Federal Farm Credit Bank Disc	6,974,800.00
11768	FAD	4,426,000.00	0.825	12/01/2017	03/29/2017	4,400,947.00	0.843	0.855	Federal Home Loan Discount	4,409,668.06
11786	FAD	5,000,000.00	0.940	12/13/2017	04/17/2017	4,968,666.67	0.959	0.973	Fed Home Ln Mtg Corp Disc	4,979,700.00
11766	FAD	12,000,000.00	0.930	12/14/2017	03/27/2017	11,918,780.00	0.951	0.964	Fed Home Ln Mtg Corp Disc	11,950,920.00
11769	FAD	14,000,000.00	0.930	12/14/2017	03/29/2017	13,905,966.67	0.951	0.964	Fed Home Ln Mtg Corp Disc	13,942,740.00
11772	FAD	50,000,000.00	0.930	12/14/2017	03/31/2017	49,666,750.00	0.949	0.962	Fed Home Ln Mtg Corp Disc	49,795,500.00
11773	FAD	10,000,000.00	0.930	12/14/2017	04/03/2017	9,934,125.00	0.949	0.962	Fed Home Ln Mtg Corp Disc	9,959,100.00
11774	FAD	15,000,000.00	0.940	12/14/2017	04/04/2017	14,900,516.67	0.959	0.973	Fed Home Ln Mtg Corp Disc	14,938,650.00
11775	FAD	60,000,000.00	0.940	12/14/2017	04/06/2017	59,605,200.00	0.959	0.973	Fed Home Ln Mtg Corp Disc	59,754,600.00
11749	FAD	2,300,000.00	1.040	12/15/2017	03/14/2017	2,281,661.33	1.064	1.079	Federal Farm Credit Bank Disc	2,290,524.00
11787	FAD	3,000,000.00	0.960	12/26/2017	04/17/2017	2,979,760.00	0.980	0.993	Fed Home Ln Mtg Corp Disc	2,986,650.00
11781	FAD	3,000,000.00	0.960	12/28/2017	04/12/2017	2,979,200.00	0.980	0.993	Fed Home Ln Mtg Corp Disc	2,986,470.00
11508	FAC	5,000,000.00	0.700	12/29/2017	06/29/2016	5,000,000.00	0.690	0.700	Fed Home Ln Mtg Corp	4,990,500.00

INVESTMENT #	TYPE	FACE VALUE	STATED RATE	MATURITY DATE	PURCHASE DATE	BOOK VALUE	YTM 360 DAYS	YTM 365 DAYS	DESCRIPTION	MARKET VALUE
11509	FAC	5,000,000.00	0.830	12/29/2017	06/29/2016	5,000,000.00	0.818	0.830	Fed Home Ln Mtg Corp	4,992,800.00
11841	FAD	5,000,000.00	1.080	12/29/2017	07/07/2017	4,973,750.00	1.085	1.100	Federal Home Loan Discount	4,977,300.00
11782	FAD	7,500,000.00	0.960	12/29/2017	04/12/2017	7,447,800.00	0.980	0.993	Fed Home Ln Mtg Corp Disc	7,465,950.00
11837	FAD	3,000,000.00	1.060	01/03/2018	06/30/2017	2,983,481.67	1.089	1.104	Federal Home Loan Discount	2,985,540.00
11838	FAD	3,000,000.00	1.060	01/04/2018	06/30/2017	2,983,393.33	1.089	1.104	Federal Home Loan Discount	2,985,450.00
11839	FAD	3,000,000.00	1.060	01/05/2018	06/30/2017	2,983,305.00	1.089	1.104	Federal Home Loan Discount	2,985,360.00
11849	FAD	5,000,000.00	0.000	01/08/2018	07/31/2017	4,976,073.61	1.075	1.090	Federal Home Loan Discount	4,975,100.00
11850	FAD	3,000,000.00	1.070	01/09/2018	07/31/2017	2,985,555.00	1.075	1.090	Federal Home Loan Discount	2,984,973.00
11851	FAD	3,000,000.00	1.070	01/10/2018	07/31/2017	2,985,465.83	1.075	1.090	Federal Home Loan Discount	2,984,880.00
11840	FAD	5,000,000.00	0.000	01/16/2018	06/30/2017	4,970,555.56	1.088	1.103	Federal Home Loan Discount	4,973,850.00
11845	FAD	8,000,000.00	1.080	01/26/2018	07/18/2017	7,953,920.00	1.109	1.124	Federal Home Loan Discount	7,955,680.00
11789	FAD	8,000,000.00	0.990	02/09/2018	04/17/2017	7,934,440.00	1.011	1.025	Fed Home Ln Mtg Corp Disc	7,951,760.00
11362	FAC	5,000,000.00	1.000	02/16/2018	02/16/2016	5,000,000.00	0.986	1.000	Federal Home Loan Bank	4,995,250.00
11759	FAD	5,000,000.00	1.080	02/16/2018	03/20/2017	4,950,050.00	1.104	1.119	Fed Agric Mtg Corp Discount	4,968,750.00
11790	FAD	8,000,000.00	1.000	02/23/2018	04/17/2017	7,930,666.67	1.021	1.035	Fed Home Ln Mtg Corp Disc	7,948,240.00
11780	FAD	5,000,000.00	1.090	02/28/2018	04/11/2017	4,951,101.39	1.114	1.129	Fed Agric Mtg Corp Discount	4,966,900.00
11752	FAD	4,000,000.00	1.040	03/01/2018	03/15/2017	3,959,440.00	1.062	1.077	Fed Home Ln Mtg Corp Disc	3,973,160.00
11754	FAD	3,000,000.00	1.020	03/02/2018	03/16/2017	2,970,165.00	1.042	1.056	Fed Home Ln Mtg Corp Disc	2,979,780.00
11755	FAD	3,000,000.00	1.020	03/06/2018	03/16/2017	2,969,825.00	1.042	1.056	Fed Home Ln Mtg Corp Disc	2,979,390.00
11748	FAC	5,000,000.00	1.125	03/14/2018	03/14/2017	5,000,000.00	1.109	1.125	Federal Home Loan Bank	4,997,000.00
11491	FAC	5,000,000.00	0.750	03/15/2018	06/15/2016	5,000,000.00	0.892	0.905	Federal Home Loan Bank	4,999,200.00
11753	FAD	5,000,000.00	1.090	03/15/2018	03/15/2017	4,944,743.06	1.114	1.129	Federal Home Loan Discount	4,964,200.00
11788	FAD	8,000,000.00	0.000	03/23/2018	04/17/2017	7,922,933.33	1.042	1.056	Fed Home Ln Mtg Corp Disc	7,940,720.00
11791	FAD	25,000,000.00	1.020	03/29/2018	04/17/2017	24,754,916.67	1.042	1.056	Fed Home Ln Mtg Corp Disc	24,810,000.00
11793	FAC	5,000,000.00	1.250	04/19/2018	04/19/2017	5,000,000.00	1.232	1.250	Fed Agric Mrg Corp (FarmerMac)	4,996,300.00
11468	FAC	5,000,000.00	1.000	05/11/2018	05/11/2016	5,000,000.00	0.985	0.999	Fed Home Ln Mtg Corp	4,988,900.00
11473	FAC	5,000,000.00	1.000	05/18/2018	05/18/2016	5,000,000.00	0.986	1.000	Federal Home Loan Bank	4,991,450.00

INVESTMENT #	TYPE	FACE VALUE	STATED RATE	MATURITY DATE	PURCHASE DATE	BOOK VALUE	YTM 360 DAYS	YTM 365 DAYS	DESCRIPTION	MARKET VALUE
11477	FAC	5,000,000.00	0.750	05/25/2018	05/25/2016	5,000,000.00	1.228	1.245	Fed Home Ln Mtg Corp	4,995,200.00
11544	FAC	5,000,000.00	1.000	06/15/2018	09/15/2016	5,000,000.00	0.984	0.998	Federal Home Loan Bank	4,983,800.00
11396	FAC	5,000,000.00	1.050	06/15/2018	03/15/2016	5,000,000.00	1.035	1.050	Fed Home Ln Mtg Corp	4,988,250.00
11765	FAC	5,000,000.00	1.180	06/27/2018	03/27/2017	5,000,000.00	1.162	1.178	Federal Farm Credit Bank	4,999,500.00
11520	FAC	5,000,000.00	0.850	07/13/2018	07/13/2016	5,000,000.00	0.838	0.850	Fed Natl Mtg Assoc	4,984,500.00
11463	FAC	5,000,000.00	1.000	07/27/2018	04/27/2016	5,000,000.00	0.986	1.000	Fed Home Ln Mtg Corp	4,986,750.00
11524	FAC	5,000,000.00	0.875	07/27/2018	07/27/2016	5,000,000.00	0.863	0.875	Fed Natl Mtg Assoc	4,979,000.00
11384	FAC	5,000,000.00	1.000	09/07/2018	03/07/2016	5,000,000.00	0.986	1.000	Fed Home Ln Mtg Corp	4,985,150.00
11554	FAC	5,000,000.00	0.750	09/28/2018	09/28/2016	5,000,000.00	1.291	1.309	Federal Home Loan Bank	4,998,050.00
11504	FAC	5,000,000.00	1.150	09/28/2018	06/28/2016	5,000,000.00	1.134	1.150	Fed Home Ln Mtg Corp	4,984,050.00
11570	FAC	1,300,000.00	1.070	10/18/2018	10/18/2016	1,300,000.00	1.055	1.070	Fed Home Ln Mtg Corp	1,293,071.00
11808	FAC	5,000,000.00	1.200	11/15/2018	05/15/2017	5,000,000.00	1.183	1.200	Federal Home Loan Bank	4,993,000.00
11271	FAC	5,000,000.00	1.150	11/19/2018	11/19/2015	5,000,000.00	1.134	1.150	Fed Natl Mtg Assoc	4,998,250.00
11622	FAC	5,000,000.00	1.050	11/28/2018	11/28/2016	5,000,000.00	1.035	1.050	Fed Home Ln Mtg Corp	4,973,900.00
11624	FAC	5,000,000.00	1.010	11/30/2018	11/30/2016	5,000,000.00	0.996	1.010	Fed Home Ln Mtg Corp	4,974,400.00
11667	FAC	5,000,000.00	1.200	12/14/2018	12/14/2016	5,000,000.00	1.183	1.200	Fed Home Ln Mtg Corp	4,971,100.00
11675	FAC	5,000,000.00	1.200	12/21/2018	12/21/2016	5,000,000.00	1.183	1.200	Fed Home Ln Mtg Corp	4,990,150.00
11767	FAC	3,500,000.00	1.000	12/28/2018	03/28/2017	3,500,000.00	0.986	1.000	Federal Home Loan Bank	3,499,545.00
11710	FAC	5,000,000.00	1.000	01/25/2019	01/25/2017	5,000,000.00	1.414	1.433	Fed Home Ln Mtg Corp	4,994,950.00
11522	FAC	5,000,000.00	1.000	01/25/2019	07/25/2016	5,000,000.00	0.986	1.000	Fed Natl Mtg Assoc	4,958,850.00
11722	FAC	5,000,000.00	1.000	02/08/2019	02/08/2017	5,000,000.00	1.414	1.434	Fed Home Ln Mtg Corp	4,997,900.00
11539	FAC	5,000,000.00	1.000	02/28/2019	08/30/2016	5,000,000.00	0.986	1.000	Federal Home Loan Bank	4,972,600.00
11750	FAC	5,000,000.00	1.375	03/15/2019	03/15/2017	5,000,000.00	1.356	1.375	Fed Home Ln Mtg Corp	4,993,700.00
11834	FAC	5,000,000.00	1.375	03/29/2019	06/29/2017	5,000,000.00	1.356	1.375	Federal Home Loan Bank	4,997,300.00
11555	FAC	5,000,000.00	1.125	03/29/2019	09/29/2016	5,000,000.00	1.109	1.125	Fed Home Ln Mtg Corp	4,960,250.00
11799	FAC	5,000,000.00	1.410	04/26/2019	04/26/2017	5,000,000.00	1.390	1.410	Fed Home Ln Mtg Corp	4,998,700.00
11602	FAC	5,000,000.00	1.100	05/15/2019	11/15/2016	5,000,000.00	1.084	1.100	Fed Home Ln Mtg Corp	5,001,250.00

INVESTMENT #	TYPE	FACE VALUE	STATED RATE	MATURITY DATE	PURCHASE DATE	BOOK VALUE	YTM 360 DAYS	YTM 365 DAYS	DESCRIPTION	MARKET VALUE
11813	FAC	5,000,000.00	1.400	05/24/2019	05/24/2017	5,000,000.00	1.380	1.400	Federal Home Loan Bank	4,997,200.00
11823	FAC	5,000,000.00	1.400	06/14/2019	06/14/2017	5,000,000.00	1.380	1.400	Fed Home Ln Mtg Corp	5,000,350.00
11830	FAC	5,000,000.00	1.450	06/28/2019	06/28/2017	5,000,000.00	1.430	1.450	Federal Home Loan Bank	4,994,450.00
10800	RRP	99,159.53	3.500	07/01/2019	07/01/2014	99,159.53	3.452	3.500	MARIN COUNTY	99,159.53
11711	FAC	5,000,000.00	1.500	07/26/2019	01/26/2017	5,000,000.00	1.479	1.500	Fed Home Ln Mtg Corp	4,991,350.00
11848	FAC	5,000,000.00	1.530	07/26/2019	07/26/2017	5,000,000.00	1.509	1.530	Fed Home Ln Mtg Corp	5,000,100.00
11523	FAC	5,000,000.00	0.750	07/26/2019	07/26/2016	5,000,000.00	1.227	1.244	Fed Natl Mtg Assoc	4,969,150.00
11530	FAC	5,000,000.00	1.250	08/15/2019	08/15/2016	5,000,000.00	1.232	1.250	Fed Home Ln Mtg Corp	4,982,900.00
11531	FAC	5,000,000.00	0.750	08/16/2019	08/16/2016	5,000,000.00	1.634	1.656	Fed Home Ln Mtg Corp	4,996,150.00
11816	FAC	5,000,000.00	1.500	08/30/2019	05/30/2017	5,000,000.00	1.479	1.500	Fed Home Ln Mtg Corp	4,997,000.00
11542	FAC	5,000,000.00	1.125	09/09/2019	09/09/2016	4,995,000.00	1.143	1.159	Fed Natl Mtg Assoc	4,958,650.00
11546	FAC	5,000,000.00	0.850	09/16/2019	09/16/2016	5,000,000.00	1.568	1.590	Fed Home Ln Mtg Corp	4,987,100.00
11764	FAC	5,000,000.00	1.250	09/27/2019	03/27/2017	5,000,000.00	1.672	1.696	Federal Home Loan Bank	4,996,400.00
11771	FAC	5,000,000.00	1.570	09/27/2019	03/30/2017	5,000,000.00	1.548	1.570	Fed Home Ln Mtg Corp	5,000,450.00
11558	FAC	5,000,000.00	1.000	09/30/2019	09/30/2016	5,000,000.00	1.593	1.616	Fed Home Ln Mtg Corp	4,995,500.00
11577	FAC	3,035,000.00	0.750	10/24/2019	10/24/2016	3,035,000.00	1.047	1.062	Fed Home Ln Mtg Corp	3,030,781.35
11584	FAC	5,000,000.00	1.300	10/25/2019	10/28/2016	5,000,000.00	1.282	1.300	Fed Home Ln Mtg Corp	4,980,950.00
11579	FAC	5,000,000.00	1.200	10/25/2019	10/25/2016	5,000,000.00	1.183	1.200	Fed Natl Mtg Assoc	4,945,050.00
11814	FAC	5,000,000.00	1.600	11/25/2019	05/25/2017	5,000,000.00	1.578	1.600	Fed Home Ln Mtg Corp	4,998,100.00
11685	FAC	3,000,000.00	1.100	12/27/2019	12/27/2016	3,000,000.00	1.832	1.858	Fed Natl Mtg Assoc	2,999,190.00
11690	FAC	5,000,000.00	1.500	12/30/2019	12/30/2016	5,000,000.00	1.479	1.500	Fed Home Ln Mtg Corp	4,983,650.00
11691	FAC	5,000,000.00	1.250	12/30/2019	12/30/2016	5,000,000.00	1.617	1.639	Fed Home Ln Mtg Corp	4,992,800.00
11735	FAC	2,000,000.00	1.800	02/28/2020	02/28/2017	2,000,000.00	1.775	1.800	Fed Home Ln Mtg Corp	2,000,020.00
11835	FAC	5,000,000.00	1.250	06/29/2020	06/29/2017	5,000,000.00	1.842	1.868	Federal Home Loan Bank	4,996,700.00
11738	RRP	816,144.00	4.500	02/28/2022	03/01/2017	816,144.00	4.438	4.500	MARIN COUNTY	816,144.00

1,012,103,115.73	1,008,352,989.94	1,009,321,645.39
AMORTIZATION & ACCRETION OF PREMIUMS & DISCOUNTS	295.14	ACCRUED INTEREST DISCOUNT INVESTMENTS
1,012,103,115.73	1,008,353,285.08	1,009,321,645.39



TREASURER DIVISION - DEPARTMENT OF FINANCE
 PORTFOLIO SUMMARY REPORT - OPERATING FUNDS
 COUNTY OF MARIN, SCHOOLS & SPECIAL DISTRICTS
 July 31, 2017

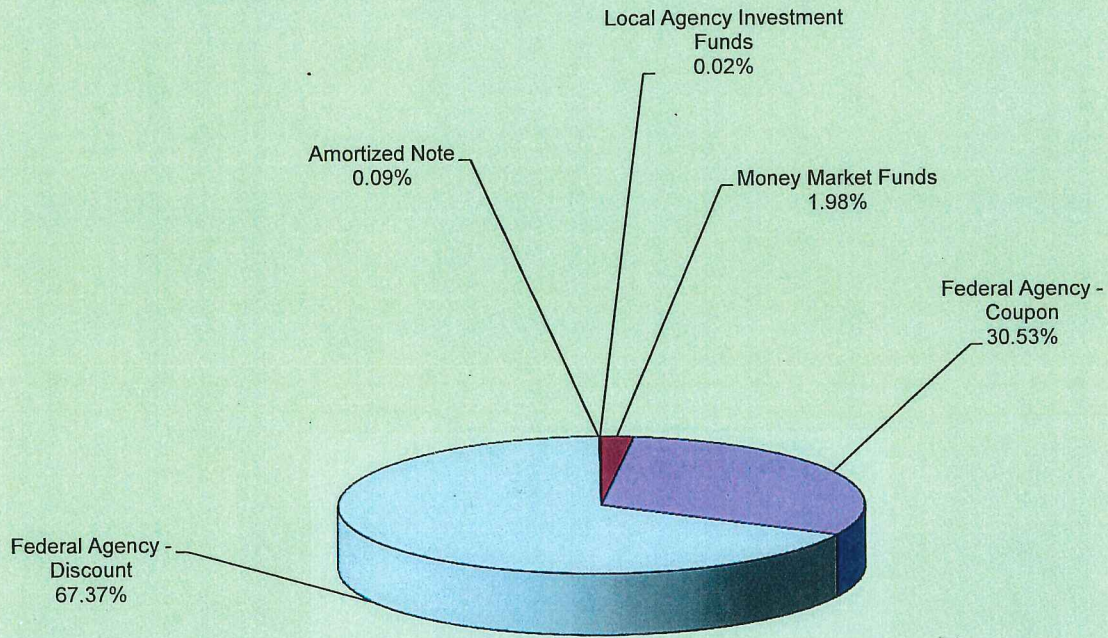
DESCRIPTION	ENDING BALANCE July 31, 2017	AVERAGE BALANCE July 31, 2017	WEIGHTED AVERAGE DAYS TO MATURITY	ANNUALIZED YIELD July 31, 2017	YIELD July 31, 2017
LOCAL AGENCY INVESTMENT FUNDS	\$239,775.15	\$239,544.13	1	1.051	1.051
MONEY MARKET FUNDS	\$20,012,037.05	\$19,640,292.72	1	0.835	0.835
FEDERAL AGENCY ISSUES - COUPON	\$307,826,250.00	\$302,669,473.83	512	1.103	1.204
FEDERAL AGENCY ISSUES - DISCOUNT	\$679,359,624.21	\$753,005,262.58	103	0.882	0.934
TREASURY SECURITIES - COUPON					
TREASURY SECURITIES - DISCOUNT					
MISC SECURITIES - COUPON	\$0.00				
AMORTIZED NOTE	\$915,303.53	\$915,303.53	1,567	2.588	4.392
TOTALS & AVERAGES	\$1,008,352,989.94	\$1,076,469,876.79	227	0.945%	1.018%

The Local Agency Investment Funds is an open ended account and is not included in the total weighted days to maturity.

**Treasurer Division - Department of Finance
Portfolio Yield Report - Operating Funds
County of Marin, Schools & Special Districts
July 31, 2017**

INVESTMENT HOLDINGS	BOOK VALUE	7/31/17
Local Agency Investment Funds	\$239,775.15	1.051%
Money Market Funds	\$20,012,037.05	0.835%
Federal Agency - Coupon	\$307,826,250.00	1.204%
Federal Agency - Discount	\$679,359,624.21	0.934%
Amortized Note	\$915,303.53	4.392%
TOTAL	\$1,008,352,989.94	1.018%

PORTFOLIO ALLOCATION



TREASURER DIVISION - DEPARTMENT OF FINANCE

REPORT OF INVESTMENTS - NON-OPERATING FUNDS

CHILDREN & FAMILIES COMMISSION

July 31, 2017

Page 1

INVESTMENT #	TYPE	FACE VALUE	MATURITY DATE	PURCHASE DATE	BOOK VALUE	YTM 360 DAYS	YTM 365 DAYS	DESCRIPTION	MARKET VALUE
101	LA2	99,591.47	//	//	99,591.47	1.036	1.051	LOCAL AGENCY INVESTMENT FUND	99,591.47
		99,591.47			99,591.47				99,591.47

TREASURER DIVISION - DEPARTMENT OF FINANCE

REPORT OF INVESTMENTS - NON-OPERATING FUNDS

SAN RAFAEL SCHOOLS

July 31, 2017

Page 1

INVESTMENT #	TYPE	FACE VALUE	MATURITY DATE	PURCHASE DATE	BOOK VALUE	YTM 360 DAYS	YTM 365 DAYS	DESCRIPTION	MARKET VALUE
687	LA1	0.00	//	//	0.00	5.181	5.253	LOCAL AGENCY INVESTMENT FUND	0.00
746	LA1	431,397.46	//	//	431,397.46	1.036	1.051	LOCAL AGENCY INVESTMENT FUND	431,397.46
		431,397.46			431,397.46				431,397.46
AMORTIZATION & ACCRETION OF PREMIUMS & DISCOUNTS					-0-				
		431,397.46			431,397.46				431,397.46