

DIVISION OF THE DEPARTMENT OF FINANCE  
**TREASURER**  
Excellent and responsive fiscal leadership.

Roy Given, CPA  
DIRECTOR

January 5, 2016

Karen Shaw  
INVESTMENT OFFICER

Katie Rice, President  
Board of Supervisors  
County of Marin  
3501 Civic Center Dr. #329  
San Rafael, CA 94903

Mary Jane Burke  
Superintendent of Schools  
Marin County Office of Education  
P.O. Box 4925  
San Rafael, CA 94913

Marin County Schools,  
Special Districts, and  
MCERA

Marin County Civic Center  
3501 Civic Center Drive  
Suite 209  
PO Box 4220  
San Rafael, CA 94913-4220  
415 473 6143 T  
415 473 3741 F  
CRS Dial 711  
[www.marincounty.org/treas](http://www.marincounty.org/treas)

RE: MONTHLY REPORT OF COUNTY, SCHOOLS AND DISTRICT INVESTMENTS  
as of November 30, 2015.

Dear Investment Fund Participants:

The attached Monthly Report of County, Schools and District investments is provided for your review.

\* The investments were made pursuant to Government Code Sections 53601, 53635 and comply with the County Treasurer's Statement of Investment Policy. The investment policy provides for:

- Preservation of capital through high quality investments;
- Maintenance of sufficient liquidity to meet participant operating needs; and
- A rate of return consistent with the above objectives.

\* Maturities are scheduled to meet participant expenditure requirements for the next six months.

\* Attached spreadsheets identify investment type, issuer, maturity date, amount invested and fair market value for each security held. Fair market values were determined by Wells Fargo Institutional Trust Services on all securities except for investments in the Local Agency Investment Fund which was valued at face value by us. Adjustments have been made for premiums, discounts and accrued interest on discount securities to make the book value and fair market value more comparable.

I trust you find this report informative. Should you have any questions do not hesitate to call me.

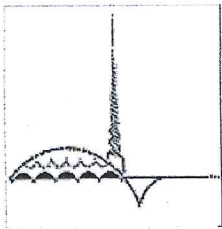
Respectfully submitted,

Roy Given  
Director of Finance

RG: mg  
Attachments

cc: Matthew Hymel, County Administrator  
Marin County Treasury Oversight Committee

CA-5



**TREASURER DIVISION - DEPARTMENT OF FINANCE**  
**REPORT OF INVESTMENTS - OPERATING FUNDS**  
**COUNTY OF MARIN, SCHOOLS & SPECIAL DISTRICTS**

November 30, 2015

Page 1

INVESTMENT #	TYPE	FACE VALUE	STATED RATE	MATURITY DATE	PURCHASE DATE	BOOK VALUE	YTM 360 DAYS	YTM 365 DAYS	DESCRIPTION	MARKET VALUE
142	LA1	237,182.90	2.967	//	07/01/2011	237,182.90	0.368	0.374	Local Agency Investment Fund	237,182.90
3490	LA2	0.00	5.170	//	07/01/2011	0.00	0.000	0.001	MM-DREYFUS	0.00
9149	LA2	10,004,591.82	0.040	//	07/01/2011	10,004,591.82	0.009	0.010	MM-FIDELITY Institutional Gov	10,004,591.82
4366	LA2	0.00	4.930	//	07/01/2011	0.00	0.009	0.010	NATIONS Treasury Reserves	0.00
2246	LA2	10,002,417.24	4.760	//	07/01/2011	10,002,417.24	0.009	0.010	MM-WELLS FARGO Institutional G	10,002,417.24
11126	FAD	8,000,000.00	0.120	12/04/2015	05/21/2015	7,994,746.67	0.122	0.124	Fed Home Ln Mtg Corp Disc	7,999,920.00
11171	FAD	5,000,000.00	0.118	12/14/2015	07/15/2015	4,997,508.89	0.118	0.119	Fed Home Ln Mtg Corp Disc	4,999,850.00
11077	FAD	34,000,000.00	0.000	12/15/2015	04/08/2015	33,966,812.22	0.142	0.144	Fed Home Ln Mtg Corp Disc	33,998,980.00
11114	FAD	17,500,000.00	0.000	12/15/2015	04/30/2015	17,485,528.47	0.132	0.134	Fed Home Ln Mtg Corp Disc	17,499,475.00
11137	FAD	4,000,000.00	0.105	12/15/2015	06/05/2015	3,997,748.33	0.106	0.108	Fed Home Ln Mtg Corp Disc	3,999,880.00
11096	FAD	15,000,000.00	0.000	12/15/2015	04/15/2015	14,983,733.33	0.162	0.165	Fed Natl Mtg Assoc Disc	14,999,550.00
11120	FAD	19,000,000.00	0.000	12/15/2015	05/13/2015	18,984,040.00	0.142	0.144	Fed Natl Mtg Assoc Disc	18,999,430.00
11237	MC1	250,000.00	3.500	12/15/2015	10/23/2015	250,000.00	3.452	3.500	MARIN COUNTY	250,000.00
11250	MC1	1,300,000.00	3.500	12/15/2015	10/30/2015	1,300,000.00	3.452	3.500	MARIN COUNTY	1,300,000.00
11172	FAD	12,000,000.00	0.095	12/16/2015	07/15/2015	11,995,123.33	0.095	0.096	Fed Home Ln Mtg Corp Disc	11,999,640.00
11173	FAD	4,000,000.00	0.095	12/17/2015	07/15/2015	3,998,363.89	0.095	0.096	Fed Home Ln Mtg Corp Disc	3,999,840.00
11164	FAD	6,000,000.00	0.100	12/18/2015	06/29/2015	5,997,133.33	0.100	0.101	Fed Home Ln Mtg Corp Disc	5,999,760.00
11166	FAD	10,000,000.00	0.130	12/18/2015	06/30/2015	9,993,825.00	0.130	0.131	Fed Home Ln Mtg Corp Disc	9,999,600.00
11167	FAD	8,500,000.00	0.090	12/18/2015	07/01/2015	8,496,387.50	0.090	0.091	Fed Home Ln Mtg Corp Disc	8,499,660.00
11169	FAD	5,000,000.00	0.000	12/21/2015	07/09/2015	4,998,052.08	0.085	0.086	Fed Natl Mtg Assoc Disc	4,999,800.00
11168	FAD	4,000,000.00	0.000	12/22/2015	07/02/2015	3,998,654.44	0.070	0.070	Federal Home Loan Discount	3,999,800.00
11149	FAD	8,000,000.00	0.130	12/23/2015	06/18/2015	7,994,568.89	0.132	0.134	Fed Home Ln Mtg Corp Disc	7,999,600.00

INVESTMENT #	TYPE	FACE VALUE	STATED RATE	MATURITY DATE	PURCHASE DATE	BOOK VALUE	YTM 360 DAYS	YTM 365 DAYS	DESCRIPTION	MARKET VALUE
11174	FAD	2,000,000.00	0.100	12/23/2015	07/15/2015	1,999,105.56	0.100	0.101	Fed Home Ln Mtg Corp Disc	1,999,900.00
11161	FAD	3,500,000.00	0.110	12/28/2015	06/26/2015	3,498,021.53	0.111	0.113	Fed Home Ln Mtg Corp Disc	3,499,790.00
11162	FAD	4,000,000.00	0.000	12/29/2015	06/26/2015	3,997,726.67	0.111	0.113	Fed Home Ln Mtg Corp Disc	3,999,760.00
11170	FAD	3,500,000.00	0.100	12/30/2015	07/14/2015	3,498,356.94	0.100	0.101	Fed Home Ln Mtg Corp Disc	3,499,790.00
11150	FAD	4,500,000.00	0.130	12/31/2015	06/18/2015	4,496,815.00	0.132	0.134	Fed Home Ln Mtg Corp Disc	4,499,685.00
11182	FAD	3,000,000.00	0.000	01/04/2016	07/29/2015	2,999,072.50	0.070	0.070	Federal Home Loan Discount	2,999,670.00
11181	FAD	5,000,000.00	0.130	01/05/2016	07/27/2015	4,997,075.00	0.130	0.131	Fed Home Ln Mtg Corp Disc	4,999,450.00
11185	FAD	3,000,000.00	0.130	01/06/2016	07/30/2015	2,998,266.67	0.130	0.131	Fed Natl Mtg Assoc Disc	2,999,640.00
11186	FAD	3,000,000.00	0.130	01/07/2016	07/30/2015	2,998,255.83	0.130	0.131	Fed Natl Mtg Assoc Disc	2,999,640.00
11175	FAD	4,000,000.00	0.000	01/08/2016	07/15/2015	3,996,853.32	0.160	0.162	Federal Home Loan Discount	3,999,520.00
11176	FAD	3,500,000.00	0.140	01/11/2016	07/15/2015	3,497,550.00	0.140	0.142	Federal Home Loan Discount	3,499,545.00
11189	FAD	4,000,000.00	0.000	01/12/2016	08/19/2015	3,996,431.11	0.220	0.223	Fed Home Ln Mtg Corp Disc	3,999,480.00
11190	FAD	4,000,000.00	0.220	01/13/2016	08/19/2015	3,996,406.67	0.220	0.223	Fed Home Ln Mtg Corp Disc	3,999,440.00
11191	FAD	4,000,000.00	0.220	01/14/2016	08/19/2015	3,996,382.22	0.220	0.223	Fed Home Ln Mtg Corp Disc	3,999,440.00
11178	FAD	8,000,000.00	0.165	01/15/2016	07/17/2015	7,993,326.67	0.165	0.167	Federal Home Loan Discount	7,998,880.00
11179	FAD	3,000,000.00	0.160	01/15/2016	07/20/2015	2,997,613.33	0.160	0.162	Federal Home Loan Discount	2,999,580.00
11188	FAD	4,000,000.00	0.210	01/19/2016	08/13/2015	3,996,290.00	0.210	0.213	Fed Natl Mtg Assoc Disc	3,999,360.00
11193	FAD	3,000,000.00	0.200	01/19/2016	08/21/2015	2,997,483.33	0.200	0.202	Fed Natl Mtg Assoc Disc	2,999,520.00
11192	FAD	4,500,000.00	0.230	01/20/2016	08/20/2015	4,495,601.25	0.230	0.233	Fed Natl Mtg Assoc Disc	4,499,280.00
11180	FAD	3,500,000.00	0.155	01/21/2016	07/20/2015	3,497,212.15	0.158	0.160	Fed Home Ln Mtg Corp Disc	3,499,440.00
11195	FAD	3,000,000.00	0.230	01/22/2016	08/26/2015	2,997,144.17	0.230	0.233	Fed Home Ln Mtg Corp Disc	2,999,490.00
11202	FAD	4,000,000.00	0.000	01/25/2016	09/17/2015	3,995,868.89	0.286	0.290	Federal Home Loan Discount	3,999,280.00
11198	FAD	5,000,000.00	0.235	01/26/2016	09/02/2015	4,995,234.72	0.235	0.238	Fed Home Ln Mtg Corp Disc	4,999,100.00
11199	FAD	3,500,000.00	0.240	01/27/2016	09/03/2015	3,496,593.33	0.240	0.243	Federal Home Loan Discount	3,499,370.00
11209	FAD	5,500,000.00	0.170	01/27/2016	09/28/2015	5,496,857.36	0.170	0.172	Federal Home Loan Discount	5,499,010.00
11203	FAD	2,300,000.00	0.000	01/27/2016	09/17/2015	2,297,503.73	0.296	0.300	Fed Home Ln Mtg Corp Disc	2,299,586.00
11207	FAD	8,700,000.00	0.150	01/27/2016	09/24/2015	8,695,468.75	0.150	0.152	Fed Home Ln Mtg Corp Disc	8,698,434.00



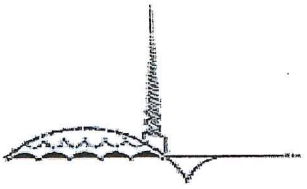
INVESTMENT #	TYPE	FACE VALUE	STATED RATE	MATURITY DATE	PURCHASE DATE	BOOK VALUE	YTM 360 DAYS	YTM 365 DAYS	DESCRIPTION	MARKET VALUE
11206	FAD	5,000,000.00	0.170	01/28/2016	09/22/2015	4,996,977.78	0.170	0.172	Federal Home Loan Discount	4,999,050.00
11214	FAD	3,000,000.00	0.160	01/28/2016	10/01/2015	2,998,413.33	0.160	0.162	Federal Home Loan Discount	2,999,430.00
11215	FAD	4,000,000.00	0.150	01/29/2016	10/05/2015	3,998,066.67	0.150	0.152	Federal Home Loan Discount	3,999,240.00
11177	FAD	9,200,000.00	0.135	01/29/2016	07/16/2015	9,193,203.50	0.137	0.139	Fed Home Ln Mtg Corp Disc	9,198,252.00
11200	FAD	3,800,000.00	0.250	01/29/2016	09/14/2015	3,796,384.72	0.250	0.253	Fed Home Ln Mtg Corp Disc	3,799,278.00
11197	FAD	12,500,000.00	0.235	01/29/2016	08/27/2015	12,487,352.43	0.235	0.238	Fed Natl Mtg Assoc Disc	12,497,625.00
11217	FAD	6,200,000.00	0.085	02/01/2016	10/09/2015	6,198,316.53	0.085	0.086	Federal Home Loan Discount	6,197,892.00
11258	MC1	1,036,145.00	3.500	02/01/2016	11/03/2015	1,036,145.00	3.452	3.500	MARIN COUNTY	1,036,145.00
11230	FAD	3,000,000.00	0.110	02/02/2016	10/20/2015	2,999,037.50	0.110	0.111	Federal Home Loan Discount	2,998,950.00
11232	FAD	5,000,000.00	0.140	02/03/2016	10/21/2015	4,997,958.33	0.140	0.142	Fed Agric Mtg Corp Discount	4,998,200.00
11231	FAD	3,000,000.00	0.110	02/04/2016	10/20/2015	2,999,019.17	0.110	0.111	Federal Home Loan Discount	2,998,920.00
11221	FAD	3,500,000.00	0.115	02/05/2016	10/15/2015	3,498,736.60	0.115	0.116	Federal Home Loan Discount	3,498,705.00
11229	FAD	3,000,000.00	0.000	02/08/2016	10/20/2015	2,998,797.50	0.130	0.131	Federal Home Loan Discount	2,998,860.00
11236	FAD	3,000,000.00	0.140	02/09/2016	10/23/2015	2,998,728.33	0.140	0.142	Federal Home Loan Discount	2,998,830.00
11204	FAD	5,000,000.00	0.180	02/10/2016	09/18/2015	4,996,375.00	0.180	0.182	Federal Home Loan Discount	4,998,050.00
11222	FAD	3,500,000.00	0.135	02/11/2016	10/15/2015	3,498,438.13	0.135	0.136	Fed Home Ln Mtg Corp Disc	3,498,600.00
11213	FAD	5,000,000.00	0.130	02/12/2016	09/30/2015	4,997,562.50	0.130	0.131	Fed Natl Mtg Assoc Disc	4,997,950.00
11216	FAD	3,500,000.00	0.130	02/12/2016	10/06/2015	3,498,369.58	0.130	0.131	Fed Natl Mtg Assoc Disc	3,498,565.00
11227	FAD	5,000,000.00	0.095	02/16/2016	10/19/2015	4,998,416.67	0.095	0.096	Federal Home Loan Discount	4,997,850.00
11218	FAD	3,700,000.00	0.130	02/17/2016	10/13/2015	3,698,303.14	0.130	0.131	Fed Natl Mtg Assoc Disc	3,698,409.00
11219	FAD	4,000,000.00	0.145	02/18/2016	10/13/2015	3,997,937.78	0.145	0.147	Federal Home Loan Discount	3,998,240.00
11223	FAD	3,000,000.00	0.145	02/19/2016	10/15/2015	2,998,465.42	0.145	0.147	Federal Home Loan Discount	2,998,680.00
11224	FAD	5,000,000.00	0.000	02/22/2016	10/16/2015	4,997,670.83	0.130	0.131	Fed Natl Mtg Assoc Disc	4,997,700.00
11233	FAD	4,000,000.00	0.140	02/23/2016	10/22/2015	3,998,071.11	0.140	0.142	Federal Home Loan Discount	3,998,120.00
11205	FAD	2,600,000.00	0.000	02/23/2016	09/21/2015	2,597,817.08	0.195	0.197	Fed Home Ln Mtg Corp Disc	2,598,778.00
11225	FAD	4,700,000.00	0.140	02/24/2016	10/16/2015	4,697,605.61	0.140	0.142	Federal Home Loan Discount	4,697,791.00
11234	FAD	4,000,000.00	0.140	02/25/2016	10/22/2015	3,998,040.00	0.140	0.142	Federal Home Loan Discount	3,998,080.00

INVESTMENT #	TYPE	FACE VALUE	STATED RATE	MATURITY DATE	PURCHASE DATE	BOOK VALUE	YTM 360 DAYS	YTM 365 DAYS	DESCRIPTION	MARKET VALUE
11235	FAD	8,000,000.00	0.140	02/26/2016	10/22/2015	7,996,048.89	0.140	0.142	Federal Home Loan Discount	7,996,160.00
11238	FAD	5,300,000.00	0.140	02/29/2016	10/23/2015	5,297,341.17	0.140	0.142	Federal Home Loan Discount	5,297,350.00
11239	FAD	5,000,000.00	0.110	02/29/2016	10/26/2015	4,998,075.00	0.110	0.111	Federal Home Loan Discount	4,997,500.00
11241	FAD	5,000,000.00	0.120	02/29/2016	10/27/2015	4,997,916.67	0.120	0.121	Federal Home Loan Discount	4,997,500.00
11243	FAD	3,000,000.00	0.120	02/29/2016	10/28/2015	2,998,760.00	0.120	0.121	Federal Home Loan Discount	2,998,500.00
11208	FAD	5,000,000.00	0.200	02/29/2016	09/24/2015	4,995,611.11	0.200	0.202	Fed Home Ln Mtg Corp Disc	4,997,500.00
11251	FAD	4,000,000.00	0.000	03/01/2016	10/30/2015	3,998,633.33	0.100	0.101	Federal Home Loan Discount	3,997,680.00
11264	FAD	3,000,000.00	0.000	03/02/2016	11/16/2015	2,998,305.83	0.190	0.192	Federal Home Loan Discount	2,998,230.00
11265	FAD	3,000,000.00	0.190	03/03/2016	11/16/2015	2,998,290.00	0.190	0.192	Federal Home Loan Discount	2,998,230.00
11266	FAD	3,000,000.00	0.190	03/04/2016	11/16/2015	2,998,274.17	0.190	0.192	Federal Home Loan Discount	2,998,200.00
11272	FAD	3,000,000.00	0.200	03/07/2016	11/19/2015	2,998,183.33	0.200	0.202	Federal Home Loan Discount	2,998,140.00
11268	FAD	3,500,000.00	0.190	03/08/2016	11/17/2015	3,497,931.11	0.190	0.192	Federal Home Loan Discount	3,497,795.00
11269	FAD	3,500,000.00	0.000	03/09/2016	11/17/2015	3,497,912.64	0.190	0.192	Federal Home Loan Discount	3,497,795.00
11273	FAD	3,500,000.00	0.200	03/10/2016	11/19/2015	3,497,822.22	0.200	0.202	Federal Home Loan Discount	3,497,760.00
11242	FAD	8,000,000.00	0.140	03/11/2016	10/27/2015	7,995,768.89	0.140	0.142	Federal Home Loan Discount	7,994,800.00
11262	FAD	5,500,000.00	0.190	03/14/2016	11/12/2015	5,496,429.58	0.190	0.192	Federal Home Loan Discount	5,496,370.00
11274	FAD	6,000,000.00	0.000	03/15/2016	11/19/2015	5,997,270.00	0.140	0.142	Fed Home Ln Mtg Corp Disc	5,995,980.00
11279	FAD	4,000,000.00	0.200	03/16/2016	11/20/2015	3,997,400.00	0.200	0.202	Federal Home Loan Discount	3,997,280.00
11275	FAD	3,000,000.00	0.150	03/17/2016	11/19/2015	2,998,512.50	0.150	0.152	Fed Home Ln Mtg Corp Disc	2,997,960.00
11276	FAD	3,000,000.00	0.150	03/18/2016	11/19/2015	2,998,500.00	0.150	0.152	Fed Home Ln Mtg Corp Disc	2,997,930.00
11277	FAD	3,000,000.00	0.000	03/21/2016	11/19/2015	2,998,462.50	0.150	0.152	Fed Home Ln Mtg Corp Disc	2,997,870.00
11247	FAD	3,000,000.00	0.190	03/22/2016	10/30/2015	2,997,720.00	0.190	0.192	Federal Home Loan Discount	2,997,840.00
11248	FAD	3,000,000.00	0.190	03/23/2016	10/30/2015	2,997,704.17	0.190	0.192	Federal Home Loan Discount	2,997,840.00
11249	FAD	3,000,000.00	0.190	03/24/2016	10/30/2015	2,997,688.33	0.190	0.192	Federal Home Loan Discount	2,997,810.00
11261	FAD	5,000,000.00	0.170	03/24/2016	11/10/2015	4,996,812.50	0.170	0.172	Federal Home Loan Discount	4,996,350.00
11254	FAD	6,500,000.00	0.000	03/28/2016	11/02/2015	6,494,160.83	0.220	0.223	Federal Home Loan Discount	6,495,125.00
11278	FAD	3,000,000.00	0.150	03/29/2016	11/19/2015	2,998,362.50	0.150	0.152	Fed Home Ln Mtg Corp Disc	2,997,720.00

INVESTMENT #	TYPE	FACE VALUE	STATED RATE	MATURITY DATE	PURCHASE DATE	BOOK VALUE	YTM 360 DAYS	YTM 365 DAYS	DESCRIPTION	MARKET VALUE
11252	FAD	4,000,000.00	0.000	03/30/2016	11/02/2015	3,996,523.33	0.210	0.213	Federal Home Loan Discount	3,996,920.00
11244	FAD	10,000,000.00	0.145	03/31/2016	10/28/2015	9,993,756.94	0.145	0.147	Federal Home Loan Discount	9,992,300.00
11246	FAD	9,000,000.00	0.155	03/31/2016	10/29/2015	8,994,032.46	0.155	0.157	Federal Home Loan Discount	8,993,070.00
11260	FAD	7,000,000.00	0.130	03/31/2016	11/09/2015	6,996,385.28	0.130	0.131	Federal Home Loan Discount	6,994,610.00
11285	FAD	30,000,000.00	0.270	04/14/2016	11/25/2015	29,968,275.00	0.270	0.274	Fed Home Ln Mtg Corp Disc	29,965,200.00
11263	FAD	10,000,000.00	0.360	04/15/2016	11/13/2015	9,984,600.00	0.360	0.365	Fed Agric Mtg Corp Discount	9,988,300.00
11270	FAD	15,000,000.00	0.330	04/15/2016	11/18/2015	14,979,512.50	0.330	0.335	Fed Agric Mtg Corp Discount	14,982,450.00
11259	FAD	8,000,000.00	0.320	04/15/2016	11/06/2015	7,988,551.11	0.320	0.324	Federal Home Loan Discount	7,990,640.00
11280	FAD	4,000,000.00	0.330	04/15/2016	11/23/2015	3,994,720.00	0.330	0.335	Federal Home Loan Discount	3,995,320.00
11257	FAD	12,000,000.00	0.250	04/15/2016	11/05/2015	11,986,500.00	0.250	0.253	Fed Home Ln Mtg Corp Disc	11,985,960.00
11282	FAD	3,000,000.00	0.270	04/21/2016	11/24/2015	2,996,647.50	0.270	0.274	Fed Home Ln Mtg Corp Disc	2,996,340.00
11283	FAD	8,000,000.00	0.270	04/22/2016	11/24/2015	7,991,000.00	0.270	0.274	Fed Home Ln Mtg Corp Disc	7,990,160.00
11287	FAD	13,000,000.00	0.300	04/29/2016	11/30/2015	12,983,641.67	0.300	0.304	Fed Home Ln Mtg Corp Disc	12,983,204.00
10690	FAC	5,000,000.00	0.650	12/19/2016	03/19/2014	4,998,500.00	0.652	0.661	Federal Home Loan Bank	4,998,250.00
10999	FAC	5,000,000.00	1.000	04/26/2017	01/26/2015	5,000,000.00	0.986	1.000	Fed Home Ln Mtg Corp	5,001,900.00
11128	FAC	5,000,000.00	0.800	05/26/2017	05/26/2015	5,000,000.00	0.789	0.800	Fed Home Ln Mtg Corp	5,004,450.00
11201	FAC	5,000,000.00	0.750	06/15/2017	09/15/2015	5,000,000.00	0.739	0.750	Fed Home Ln Mtg Corp	5,000,750.00
11165	FAC	5,000,000.00	0.850	06/23/2017	06/30/2015	5,000,000.00	0.838	0.850	Fed Home Ln Mtg Corp	5,000,950.00
11187	FAC	5,000,000.00	0.900	08/10/2017	08/10/2015	5,000,000.00	0.887	0.900	Fed Home Ln Mtg Corp	4,995,650.00
11210	FAC	5,000,000.00	1.000	09/28/2017	09/28/2015	5,000,000.00	0.986	1.000	Fed Home Ln Mtg Corp	4,993,250.00
11228	FAC	5,000,000.00	0.830	10/20/2017	10/20/2015	5,000,000.00	0.818	0.830	Federal Home Loan Bank	4,969,000.00
10914	FAC	5,000,000.00	1.100	11/17/2017	11/17/2014	5,000,000.00	1.084	1.100	Fed Home Ln Mtg Corp	5,000,200.00
11281	FAC	5,000,000.00	0.900	11/24/2017	11/24/2015	4,996,250.00	0.925	0.937	Fed Home Ln Mtg Corp	4,990,050.00
11284	FAC	5,000,000.00	0.850	11/24/2017	11/24/2015	5,000,000.00	0.336	0.341	Fed Home Ln Mtg Corp	4,981,750.00
10956	FAC	5,000,000.00	1.200	12/15/2017	12/15/2014	5,000,000.00	1.183	1.200	Fed Home Ln Mtg Corp	5,001,300.00
10983	FAC	5,000,000.00	0.625	12/29/2017	12/29/2014	4,991,000.00	1.328	1.346	Federal Home Loan Bank	5,000,650.00
11286	FAC	5,000,000.00	1.050	02/26/2018	11/30/2015	5,000,000.00	1.035	1.050	Fed Home Ln Mtg Corp	4,992,550.00



INVESTMENT #	TYPE	FACE VALUE	STATED RATE	MATURITY DATE	PURCHASE DATE	BOOK VALUE	YTM 360 DAYS	YTM 365 DAYS	DESCRIPTION	MARKET VALUE
11212	FAC	5,000,000.00	1.100	03/30/2018	09/30/2015	5,000,000.00	1.084	1.100	Fed Home Ln Mtg Corp	4,988,950.00
11240	FAC	5,000,000.00	1.000	04/27/2018	10/27/2015	5,000,000.00	0.986	1.000	Fed Home Ln Mtg Corp	4,966,000.00
11144	FAC	5,000,000.00	0.750	06/15/2018	06/15/2015	5,000,000.00	1.229	1.246	Fed Home Ln Mtg Corp	4,995,400.00
11211	FAC	5,000,000.00	1.100	06/29/2018	09/29/2015	5,000,000.00	1.085	1.100	Fed Home Ln Mtg Corp	5,001,500.00
11267	FAC	5,000,000.00	1.000	08/17/2018	11/17/2015	5,000,000.00	0.986	1.000	Fed Home Ln Mtg Corp	4,973,500.00
11196	FAC	5,000,000.00	1.300	08/27/2018	08/27/2015	5,000,000.00	1.282	1.300	Fed Home Ln Mtg Corp	4,990,250.00
11245	FAC	3,250,000.00	1.250	10/29/2018	10/29/2015	3,250,000.00	1.232	1.250	Fed Home Ln Mtg Corp	3,250,910.00
11271	FAC	5,000,000.00	1.150	11/19/2018	11/19/2015	5,000,000.00	1.134	1.150	Fed Natl Mtg Assoc	4,974,350.00
10800	RRP	191,726.00	3.500	07/01/2019	07/01/2014	191,726.00	3.452	3.500	MARIN COUNTY	191,726.00
		<b>764,272,062.96</b>				<b>763,780,664.33</b>				<b>763,817,221.96</b>
						<b>331.91</b>			ACCRUED INTEREST DISCOUNT INVESTMENTS	
		<b>764,272,062.96</b>				<b>763,780,996.24</b>				<b>763,817,221.96</b>



TREASURER DIVISION - DEPARTMENT OF FINANCE  
PORTFOLIO SUMMARY REPORT - OPERATING FUNDS  
COUNTY OF MARIN, SCHOOLS & SPECIAL DISTRICTS  
November 30, 2015

DESCRIPTION	ENDING BALANCE November 30, 2015	AVERAGE BALANCE November 30, 2015	WEIGHTED AVERAGE DAYS TO MATURITY	ANNUALIZED YIELD November 30, 2015	YIELD November 30, 2015
LOCAL AGENCY INVESTMENT FUNDS	\$237,182.90	\$237,182.90	1	0.374	0.374
MONEY MARKET FUNDS	\$20,007,009.06	\$19,840,342.39	1	0.010	0.010
FEDERAL AGENCY ISSUES - COUPON	\$108,235,750.00	\$94,075,514.33	757	0.980	0.992
FEDERAL AGENCY ISSUES - DISCOUNT	\$632,522,851.37	\$604,477,197.96	70	0.156	0.770
TREASURY SECURITIES - COUPON					
TREASURY SECURITIES - DISCOUNT					
MISC SECURITIES - COUPON	\$2,586,145.00	\$2,559,181.33	33	3.494	3.500
AMORTIZED NOTE	\$191,726.00	\$191,726.00	1,308	3.500	3.500
TOTALS & AVERAGES	\$763,780,664.33	\$721,381,144.91	166	0.272%	0.300%

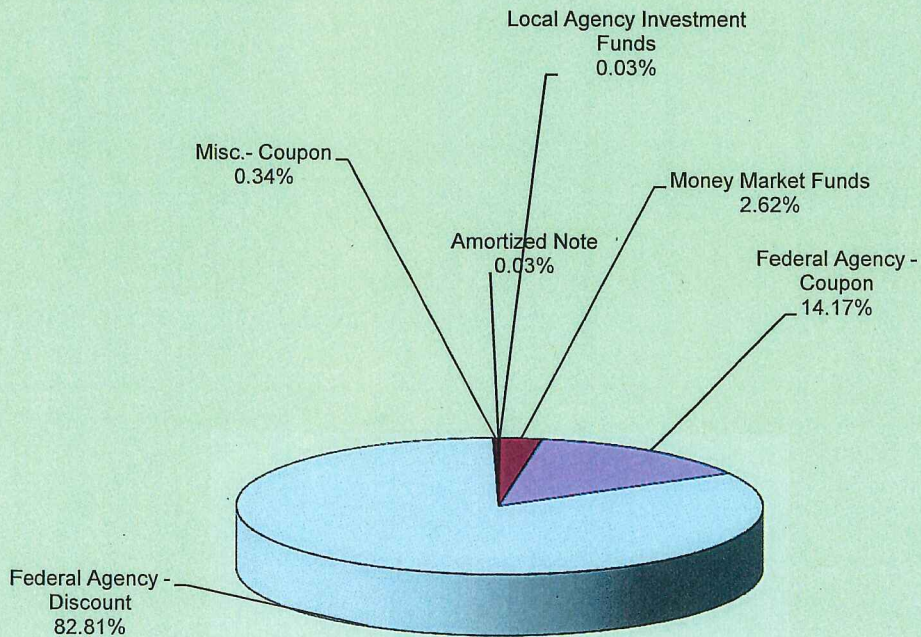
The Local Agency Investment Funds is an open ended account and is not included in the total weighted days to maturity.

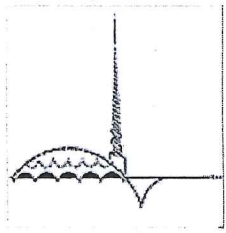


**Treasurer Division - Department of Finance  
 Portfolio Yield Report - Operating Funds  
 County of Marin, Schools & Special Districts  
 November 30, 2015**

INVESTMENT HOLDINGS	BOOK VALUE	11/30/15
Local Agency Investment Funds	\$237,182.90	0.374%
Money Market Funds	\$20,007,009.06	0.010%
Federal Agency - Coupon	\$108,235,750.00	0.992%
Federal Agency - Discount	\$632,522,851.37	0.177%
Misc.- Coupon	\$2,586,145.00	3.500%
Amortized Note	\$191,726.00	3.500%
<b>TOTAL</b>	<b>\$763,780,664.33</b>	<b>0.300%</b>

PORTFOLIO ALLOCATION





TREASURER DIVISION - DEPARTMENT OF FINANCE

REPORT OF INVESTMENTS - NON-OPERATING FUNDS

CHILDREN & FAMILIES COMMISSION

November 30, 2015

Page 1

INVESTMENT #	TYPE	FACE VALUE	MATURITY DATE	PURCHASE DATE	BOOK VALUE	YTM 360 DAYS	YTM 365 DAYS	DESCRIPTION	MARKET VALUE
101	LA2	98,514.77	//	//	98,514.77	0.368	0.374	LOCAL AGENCY INVESTMENT FUND	98,514.77
		98,514.77			98,514.77				98,514.77

TREASURER DIVISION - DEPARTMENT OF FINANCE

REPORT OF INVESTMENTS - NON-OPERATING FUNDS

SAN RAFAEL SCHOOLS

November 30, 2015

Page 1

INVESTMENT #	TYPE	FACE VALUE	MATURITY DATE	PURCHASE DATE	BOOK VALUE	YTM 360 DAYS	YTM 365 DAYS	DESCRIPTION	MARKET VALUE
687	LA1	0.00	//	//	0.00	5.181	5.253	LOCAL AGENCY INVESTMENT FUND	0.00
746	LA1	426,733.55	//	//	426,733.55	0.368	0.374	LOCAL AGENCY INVESTMENT FUND	426,733.55
		<b>426,733.55</b>			<b>426,733.55</b>				<b>426,733.55</b>
AMORTIZATION & ACCRETION OF PREMIUMS & DISCOUNTS					-0-				
		<b>426,733.55</b>			<b>426,733.55</b>				<b>426,733.55</b>