

# County of Marin

## 2017-2018 Final Budget

Marin County Board of Supervisors

**JUDY ARNOLD**  
PRESIDENT, DISTRICT 5

**DAMON CONNOLLY**  
SUPERVISOR, DISTRICT 1

**KATIE RICE**  
SUPERVISOR, DISTRICT 2

**KATHRIN SEARS**  
SUPERVISOR, DISTRICT 3


**DENNIS RODONI**  
SUPERVISOR, DISTRICT 4

**MATTHEW H. HYMEL**  
COUNTY ADMINISTRATOR

**ROY GIVEN, CPA**  
DIRECTOR OF FINANCE

Image - Frank Lloyd Wright's Marin County Civic Center, San Rafael, California.





## DEPARTMENT OF FINANCE

Excellent and responsive fiscal leadership.

**Roy Given, C.P.A.**  
**Director of Finance**

**PHONE: (415) 473-6154 FAX: (415) 473-3680**

November 14, 2017

Board of Supervisors  
Marin County Civic Center  
San Rafael, CA 94903

Dear Board Members:

The Final Budget of Marin County for the fiscal year July 1, 2017 through June 30, 2018 that your Board adopted is presented in this document. Your Board adopted this budget following public hearings on June 19 and 20, 2017 with no changes to the Proposed Budget. The FY 2017-2018 Final Budget for County governmental and proprietary fund totals \$695,451,416, which funds 2,251.77 full-time equivalent positions. The FY 2017-2018 Final Budget for special districts totals \$40,642,723.

The County Budget sets forth the operating (how to spend) and financial (how to finance) plan for the provision of services to the citizens of the County by all governmental and proprietary funds of the County, dependent special districts and other agencies whose affairs and finances are under the supervision and control of the Board of Supervisors. Two charts that summarize County financing sources and appropriations follow this letter.

The Final Budget was compiled in accordance with the County Budget Act (Government Code §29000 et seq.) and presented in a format prescribed by the State Controller. The following budgetary information is included.

- All Funds Summary (Schedule 1)
- Governmental Funds Summary (Schedule 2)
- Fund Balance – Governmental Funds (Schedule 3)
- Obligated Fund Balances – By Governmental Funds (Schedule 4)
- Summary of Additional Financing Sources by Source and Fund – Governmental Funds (Schedule 5)
- Detail of Additional Financing Sources by Fund and Account - Governmental Funds (Schedule 6)
- Summary of Financing Uses by Function and Fund - Governmental Funds (Schedule 7)
- Detail of Financing Uses by Function, Activity and Budget Unit - Governmental Funds (Schedule 8)
- Financing Sources and Uses by Budget Unit by Object - Governmental Funds (Schedule 9)
- Road Fund Work Program Statement
- Operation of Internal Service Fund (Schedule 10)
- Operation of Enterprise Fund (Schedule 11)
- Special Districts and Other Agencies Summary – Non Enterprise (Schedule 12)
- Fund Balance – Special Districts and Other Agencies – Non Enterprise (Schedule 13)
- Special Districts and Other Agencies – Non Enterprise Obligated Fund Balances (Schedule 14)
- Special Districts and Other Agencies – Non Enterprise Financing Sources and Uses by Budget Unit by Object (Schedule 15)
- Supplemental Information including Personnel Allocation by Budget Center

We would like to thank the Board for its strong support and leadership in the budget development process. On behalf of all County departments and employees, we look forward to executing the County's FY 2017-2018 spending plan.

Respectfully Submitted,

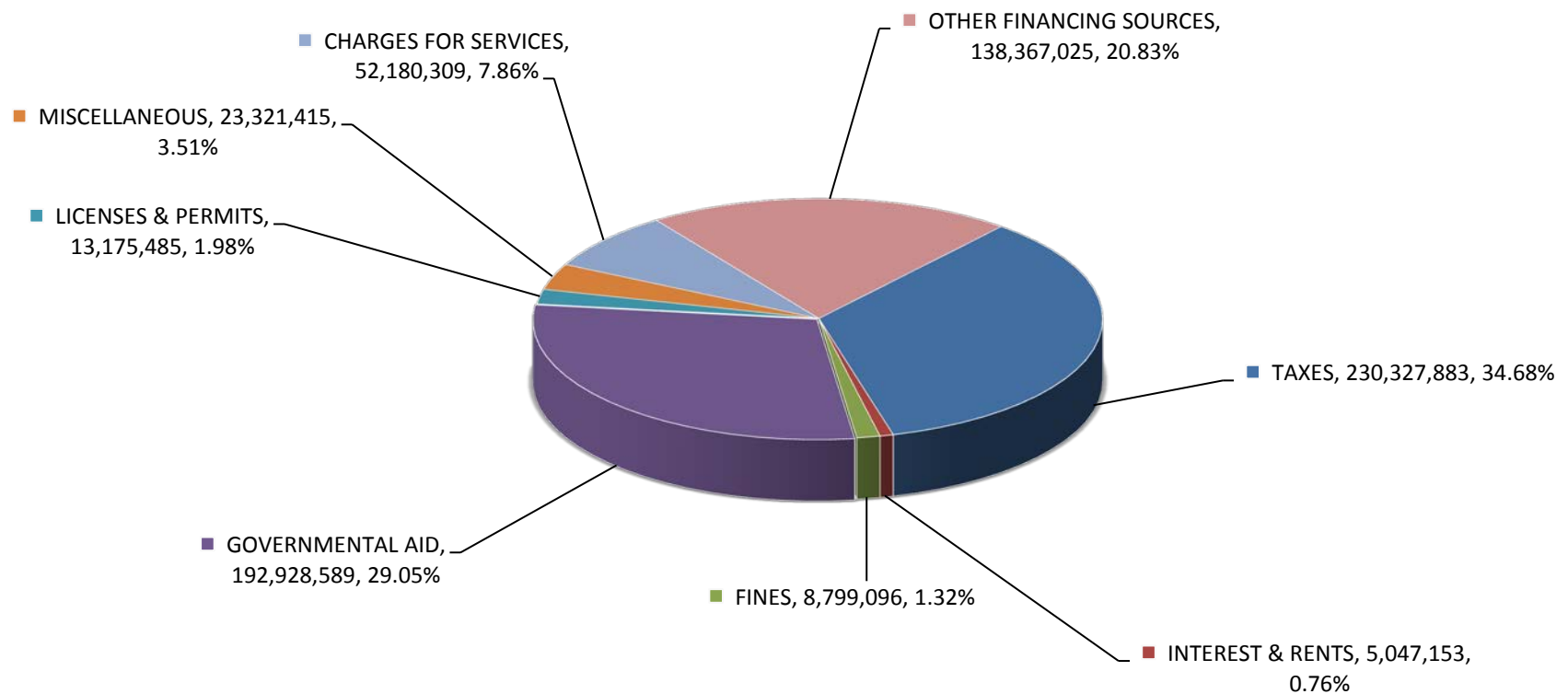
Roy Given  
Director of Finance

Matthew Hymel  
County Administrator

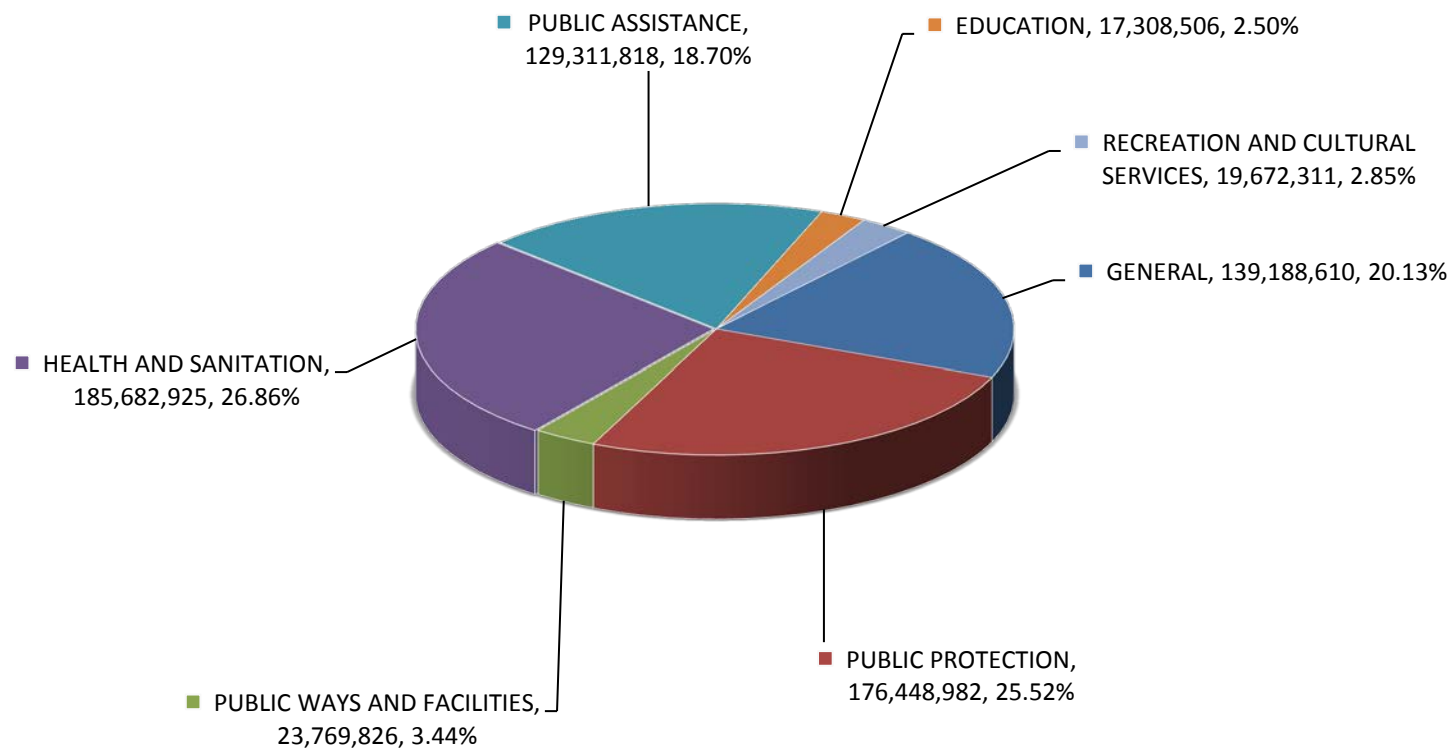


If you are a person with a disability and require information or materials in alternative formats (such as, Braille, large print, audiotape or CD-ROM), or if you require accommodation to participate in a county program, service or activity, please contact department staff at 415-473-6154; Voice/CRS dial 711.

**FY2017-18 ADOPTED BUDGET MEANS OF FINANCING BY MAJOR SOURCES FOR COUNTY GOVERNMENTAL AND PROPRIETARY FUNDS**  
**\$664,146,955**  
**(not including prior year fund balances)**



**FY2017-2018 ADOPTED BUDGET APPROPRIATIONS FOR COUNTY  
GOVERNMENTAL AND PROPRIETARY FUNDS BY MAJOR FUNCTIONS  
\$ 691,382,978  
(not including general contingency of \$4,068,438)**



# Table of Contents

---

Budget Letter from the Director of Finance	i
Means of Financing by Major Sources	iii
Appropriations by Major Functions	iv

## County Budget Forms

Schedule 1 - All Funds Summary	1
Schedule 2 - Governmental Funds Summary	2
Schedule 3 - Fund Balance – Governmental Funds	9
Schedule 4 - Obligated Fund Balances – by Governmental Funds	16
Schedule 5 - Summary of Additional Financing Sources by Source and Fund – Governmental Funds	22
Schedule 6 - Detail of Additional Financing Sources by Fund and Account – Governmental Funds	29
Schedule 7 - Summary of Financing Uses by Function and Fund – Governmental Funds	113
Schedule 8 - Detail of Financing Uses by Function, Activity and Budget Unit – Governmental Funds	119
Schedule 9 - Financing Sources and Uses by Budget Unit by Object – Governmental Funds	130
Road Fund Work Program Statement	190

## Proprietary Funds Budget Forms

Schedule 10 - Operation of Internal Service Fund	191
Schedule 11 - Operation of Enterprise Fund	192

## Special District Budget Forms

Schedule 12 - Special Districts and Other Agencies Summary – Non Enterprise	195
Schedule 13 - Fund Balance – Special Districts and Other Agencies – Non Enterprise	199
Schedule 14 - Special Districts and Other Agencies - Non Enterprise Obligated Fund Balances	203
Schedule 15 - Special Districts and Other Agencies - Non Enterprise Financing Sources and Uses by Budget Unit by Object	204

# Table of Contents

---

## Budget Unit Detail

100	Health and Human Services	130
200	Child Support Services	136
220	DA Office	137
230	Fire Department	139
240	Probation	141
250	Public Defender	142
260	Sheriff	143
300	County Administrator	146
310	Assessor-Recorder	149
320	Department of Finance	151
330	Board of Supervisors	153
340	County Counsel	154
350	Human Resources	156
360	Information Services	157
380	Retirement Department	158
390	Elections	159
400	Community Development Agency	160
410	Public Works	164
500	Agricultural Weights and Measures	173
510	Farm Advisor/UC Coop Extension	174
520	Parks	175
530	Cultural and Visitor Services	178
540	Marin County Free Library	180
653	Waste Management JPA	182
659	Marin County Open Space	183
701	Law Library	184
738	Woodacre Creek Restoration	185
900	Non-Departmental	186

## Supplemental Information

Directory of Marin County Officials	249
Trends Relating to Property Taxes	250
County of Marin Personnel Allocation by Department	251



# *County Budget Forms*

---

**County of Marin**  
**All Funds Summary**  
**Fiscal Year 2017-18**

Fund Name 1	Total Financing Sources			Total Financing Uses			
	Fund Balance Available June 30, 2017 2	Decreases to Obligated Fund Balances 3	Additional Funding Sources 4	Total Financing Sources 5	Financing Uses 6	Increases to Obligated Fund Balances 7	Total Financing Uses 8

<b>Governmental Funds</b>							
General Fund	25,543,161	0	297,285,405	322,828,566	322,828,566	0	322,828,566
Special Revenue Funds	5,683,526	0	324,044,273	329,727,799	329,727,799	0	329,727,799
Capital Project Funds	0	0	11,573,835	11,573,835	11,573,835	0	11,573,835
Debt Service Funds	0	0	17,855,367	17,855,367	17,855,367	0	17,855,367
<b>Total Governmental Funds</b>	<b>31,226,687</b>	<b>0</b>	<b>650,758,880</b>	<b>681,985,567</b>	<b>681,985,567</b>	<b>0</b>	<b>681,985,567</b>

<b>Other Funds</b>							
Internal Service Funds	0	0	6,500,000	6,500,000	6,500,000	0	6,500,000
Enterprise Funds	77,774	0	6,888,075	6,965,849	6,965,849	0	6,965,849
Special Districts and Other Agencies	14,204,445	0	26,438,278	40,642,723	40,642,723	0	40,642,723
<b>Total Other Funds</b>	<b>14,282,219</b>	<b>0</b>	<b>39,826,353</b>	<b>54,108,572</b>	<b>54,108,572</b>	<b>0</b>	<b>54,108,572</b>

<b>Total All Funds</b>	<b>45,508,906</b>	<b>0</b>	<b>690,585,233</b>	<b>736,094,139</b>	<b>736,094,139</b>	<b>0</b>	<b>736,094,139</b>
------------------------	-------------------	----------	--------------------	--------------------	--------------------	----------	--------------------

**County of Marin**  
**Governmental Funds Summary**  
**Fiscal Year 2017-18**

Fund Name	Total Financing Sources			Total Financing Uses			
	Fund Balance Available June 30, 2017	Decreases to Obligated Fund Balances	Additional Funding Sources	Total Financing Sources	Financing Uses	Increases to Obligated Fund Balances	Total Financing Uses
1	2	3	4	5	6	7	8

**General Fund**

1000 General Fund	25,543,161	0	297,285,405	322,828,566	322,828,566	0	322,828,566
1010 Miscellaneous Projects	0	0	0	0	0	0	0
<b>Total General Fund</b>	<b>25,543,161</b>	<b>0</b>	<b>297,285,405</b>	<b>322,828,566</b>	<b>322,828,566</b>	<b>0</b>	<b>322,828,566</b>

**Special Revenue Funds**

2010 Local Vital Health Statistics	0	0	0	0	0	0	0
2020 Electronic Recording Delivery Systems	0	0	60,000	60,000	60,000	0	60,000
2030 Records Modernization (GC 27361)	0	0	360,000	360,000	360,000	0	360,000
2040 Micrographics Conversion (GF 27361.4)	0	0	90,000	90,000	90,000	0	90,000
2050 Vital Records Modernization (SB 1535)	0	0	15,000	15,000	15,000	0	15,000
2060 SSN Truncation Program	0	0	70,000	70,000	70,000	0	70,000
2070 Planning In-Lieu Housing	0	0	700,000	700,000	700,000	0	700,000
2080 Building Inspection	413,090	0	3,162,500	3,575,590	3,575,590	0	3,575,590
2090 Environmental Health Services	260,536	0	4,193,300	4,453,836	4,453,836	0	4,453,836
2100 HUD Fund	0	0	1,732,870	1,732,870	1,732,870	0	1,732,870
2110 East Shore Wastewater Maintenance Fund	0	0	67,000	67,000	67,000	0	67,000
2120 Child Support Services	0	0	4,007,136	4,007,136	4,007,136	0	4,007,136
2130 DOJ Equitable Sharing Program	0	0	0	0	0	0	0

**County of Marin**  
**Governmental Funds Summary**  
**Fiscal Year 2017-18**

Fund Name	Total Financing Sources			Total Financing Uses			
	Fund Balance Available June 30, 2017	Decreases to Obligated Fund Balances	Additional Funding Sources	Total Financing Sources	Financing Uses	Increases to Obligated Fund Balances	Total Financing Uses
1	2	3	4	5	6	7	8
2140 High Tech Theft Apprehension & Prosecution (Cnty)	0	0	3,078,791	3,078,791	3,078,791	0	3,078,791
2150 MCERA Employees	0	0	2,736,000	2,736,000	2,736,000	0	2,736,000
2160 Road	2,648,449	0	9,457,890	12,106,339	12,106,339	0	12,106,339
2170 Survey Monument Preservation	0	0	20,000	20,000	20,000	0	20,000
2180 Tidelands Use Fees	0	0	0	0	0	0	0
2200 Roadway Impact Fees	1,000,000	0	750,000	1,750,000	1,750,000	0	1,750,000
2210 Traffic - Tamalpais Community Plan Area	0	0	0	0	0	0	0
2220 Traffic - Strawberry Interchange Plan	0	0	0	0	0	0	0
2230 Traffic - West Sir Francis Drake	0	0	0	0	0	0	0
2240 Traffic - Atherton Avenue Interchange	0	0	0	0	0	0	0
2250 Zero Waste Public Outreach	0	0	20,000	20,000	20,000	0	20,000
2260 Non-Motorized Transportation Plan (NTPP)	0	0	0	0	0	0	0
2270 Off-Highway Motor Vehicle Trails (VC 42204)	0	0	0	0	0	0	0
2280 Hospital Preparedness Program (HPP)	0	0	827,329	827,329	827,329	0	827,329
2290 California Tobacco Control Program (CTCP)	0	0	150,000	150,000	150,000	0	150,000
2300 Domestic Violence (W&I 18305)	0	0	66,000	66,000	66,000	0	66,000
2310 Children's Trust (AB 2994)	0	0	23,400	23,400	23,400	0	23,400
2320 Soc Svcs Realignment	0	0	10,918,085	10,918,085	10,918,085	0	10,918,085
2330 Hlth Svcs Realignment	0	0	10,249,402	10,249,402	10,249,402	0	10,249,402
2340 Health Program	0	0	447,865	447,865	447,865	0	447,865
2350 Emergency Medical Services (GC 76104)	0	0	765,255	765,255	765,255	0	765,255

**County of Marin**  
**Governmental Funds Summary**  
**Fiscal Year 2017-18**

Fund Name	Total Financing Sources			Total Financing Uses			
	Fund Balance Available June 30, 2017	Decreases to Obligated Fund Balances	Additional Funding Sources	Total Financing Sources	Financing Uses	Increases to Obligated Fund Balances	Total Financing Uses
1	2	3	4	5	6	7	8
2360 MENTAL HEALTH REALIGNMENT	0	0	11,817,205	11,817,205	11,817,205	0	11,817,205
2370 Mental Health Program	0	0	200,000	200,000	200,000	0	200,000
2380 Mental Health Services Act (Prop 63)	0	0	13,816,073	13,816,073	13,816,073	0	13,816,073
2390 Substance Abuse Prevention and Treatment (SAPT)	0	0	2,010,347	2,010,347	2,010,347	0	2,010,347
2400 Project Independence	0	0	0	0	0	0	0
2410 Realignment - CalWORKS MOE	0	0	1,773,410	1,773,410	1,773,410	0	1,773,410
2420 DHCS Intergovernmental Transfer Agreement	0	0	287,510	287,510	287,510	0	287,510
2430 Vital Statistics (SB 1535)	0	0	0	0	0	0	0
2440 Andrea Fox Fund	0	0	0	0	0	0	0
2450 Child Car Seat Program	0	0	0	0	0	0	0
2460 POST - Death Certificates	0	0	0	0	0	0	0
2470 Marin County Library	1,361,451	0	13,737,853	15,099,304	15,099,304	0	15,099,304
2480 MCFL Measure A	0	0	2,400,000	2,400,000	2,400,000	0	2,400,000
2490 Marin County Library Trust	0	0	0	0	0	0	0
2500 Bolinas Library Trust	0	0	0	0	0	0	0
2510 Corte Madera Library - A. Cello Fund	0	0	0	0	0	0	0
2520 California Room Trust - Watkins Estate	0	0	0	0	0	0	0
2530 Stinson Beach Library Trust	0	0	0	0	0	0	0
2550 Luiz Ranch Endowment	0	0	0	0	0	0	0
2560 Measure A - Parks & Open Space	0	0	13,893,483	13,893,483	13,893,483	0	13,893,483
2570 Realignment - Juvenile Justice Crime Prevention	0	0	754,927	754,927	754,927	0	754,927

**County of Marin**  
**Governmental Funds Summary**  
**Fiscal Year 2017-18**

Fund Name	Total Financing Sources			Total Financing Uses			
	Fund Balance Available June 30, 2017	Decreases to Obligated Fund Balances	Additional Funding Sources	Total Financing Sources	Financing Uses	Increases to Obligated Fund Balances	Total Financing Uses
1	2	3	4	5	6	7	8
2580 Inmate Welfare Fund	0	0	207,789	207,789	207,789	0	207,789
2590 DMV Vehicle Theft (PC 9250.14)	0	0	100,000	100,000	100,000	0	100,000
2600 Suppl Lcl Law Enf - Rural Counties and COPS	0	0	0	0	0	0	0
2610 Crime Prevention - DCEP	0	0	15,000	15,000	15,000	0	15,000
2620 Writ Fee (GC 26746)	0	0	0	0	0	0	0
2630 Asset Forfeiture	0	0	0	0	0	0	0
2640 Auto Finger ID (GC 76102)	0	0	145,577	145,577	145,577	0	145,577
2650 Local Law Enforcement Block Grant	0	0	0	0	0	0	0
2660 Civil Paper Service Fee (GC 26731)	0	0	0	0	0	0	0
2670 Realignment - Public Safety	0	0	5,356,528	5,356,528	5,356,528	0	5,356,528
2680 Realignment - SB 1020	0	0	11,690,343	11,690,343	11,690,343	0	11,690,343
2690 Realignment - Juvenile Justice YOBG	0	0	725,000	725,000	725,000	0	725,000
2700 Countywide Grants	0	0	0	0	0	0	0
2720 Dispute Resolution (BP 470.3)	0	0	0	0	0	0	0
2730 Criminal Justice Fac (GC 76101)	0	0	450,000	450,000	450,000	0	450,000
2740 Real Estate Fraud (GC 27388)	0	0	0	0	0	0	0
2760 Medi-Cal ManagedCare	0	0	0	0	0	0	0
2770 HUD HOME Prog Inc	0	0	0	0	0	0	0
2780 Treasury AFMLS - Equitable Sharing Prgm	0	0	0	0	0	0	0
2790 SB678 Community Correction Performance	0	0	967,350	967,350	967,350	0	967,350
2800 HHS OPERATING	0	0	189,688,055	189,688,055	189,688,055	0	189,688,055

**County of Marin**  
**Governmental Funds Summary**  
**Fiscal Year 2017-18**

Fund Name	Total Financing Sources			Total Financing Uses			
	Fund Balance Available June 30, 2017	Decreases to Obligated Fund Balances	Additional Funding Sources	Total Financing Sources	Financing Uses	Increases to Obligated Fund Balances	Total Financing Uses
1	2	3	4	5	6	7	8
2810 Fish and Wildlife Commission	0	0	40,000	40,000	40,000	0	40,000
2820 Roadway Impact Fees	0	0	0	0	0	0	0
2830 Supplemental Law Enf - COPS	0	0	0	0	0	0	0
2840 Asset Forfeiture	0	0	0	0	0	0	0
2850 Asset Forfeiture	0	0	0	0	0	0	0
2860 Asset Forfeiture	0	0	0	0	0	0	0
2870 Asset Forfeiture	0	0	0	0	0	0	0
2880 Asset Forfeiture	0	0	0	0	0	0	0
2890 Zimmer Family Trust	0	0	0	0	0	0	0
3370 Woodacre Creek	0	0	0	0	0	0	0
3380 Law Library Investmt	0	0	0	0	0	0	0
3390 WsteMgmtJPA-WstMarin	0	0	0	0	0	0	0
6210 Trails Legacy	0	0	0	0	0	0	0
6220 Fishnet 4C	0	0	0	0	0	0	0
6230 CDC - H1N1	0	0	0	0	0	0	0
6240 Other Grants	0	0	0	0	0	0	0
6250 CSA #23 Tera Linda Area	0	0	0	0	0	0	0
6260 CSA #25 San Marin Area	0	0	0	0	0	0	0
6270 Affordable Housing Fund	0	0	0	0	0	0	0
6280 Marin Transport Proj	0	0	0	0	0	0	0
6290 Transport Imprv Fee	0	0	0	0	0	0	0

**County of Marin**  
**Governmental Funds Summary**  
**Fiscal Year 2017-18**

Fund Name	Total Financing Sources			Total Financing Uses			
	Fund Balance Available June 30, 2017	Decreases to Obligated Fund Balances	Additional Funding Sources	Total Financing Sources	Financing Uses	Increases to Obligated Fund Balances	Total Financing Uses
1	2	3	4	5	6	7	8
6300 DevelFee-TrfcMitigat	0	0	0	0	0	0	0
6310 Traffic N. GateActiv	0	0	0	0	0	0	0
6320 BASWMAA-RegAdCampagn	0	0	0	0	0	0	0
6340 Alcohol and Drug Program	0	0	0	0	0	0	0
6350 SubAbPr36-H&S11999.6	0	0	0	0	0	0	0
6360 Pt Reyes Vist Fac Tr	0	0	0	0	0	0	0
6370 Marin WildlifeGrants	0	0	0	0	0	0	0
6380 Plan'g- In-lieuParks	0	0	0	0	0	0	0
6390 FinalMap&PlanChckFee	0	0	0	0	0	0	0
6400 Transit Ticket Sales	0	0	0	0	0	0	0
6410 Welfare Program	0	0	0	0	0	0	0
6440 SpclCircumstnPC987.9	0	0	0	0	0	0	0
6450 AutomatWrntVC40508.5	0	0	0	0	0	0	0
6460 Miller Pk Boat Launch	0	0	0	0	0	0	0
6470 Black Point Boat Launch	0	0	0	0	0	0	0
6500 "Temporary" SRF - Fund to be Eliminated	0	0	0	0	0	0	0
6520 Asset Forfeiture	0	0	0	0	0	0	0
<b>Total Special Revenue Funds</b>	<b>5,683,526</b>	<b>0</b>	<b>324,044,273</b>	<b>329,727,799</b>	<b>329,727,799</b>	<b>0</b>	<b>329,727,799</b>
<b>Capital Project Funds</b>							
1410 Courthouse Construction Fund (GC 76100)	0	0	350,000	350,000	350,000	0	350,000



**County of Marin**  
**Governmental Funds Summary**  
**Fiscal Year 2017-18**

Fund Name	Total Financing Sources			Total Financing Uses			
	Fund Balance Available June 30, 2017	Decreases to Obligated Fund Balances	Additional Funding Sources	Total Financing Sources	Financing Uses	Increases to Obligated Fund Balances	Total Financing Uses
1	2	3	4	5	6	7	8
1420 Countywide Gov Capital Projects	0	0	4,723,835	4,723,835	4,723,835	0	4,723,835
1430 Capital Fund - Road and Bridge	0	0	6,500,000	6,500,000	6,500,000	0	6,500,000
1440 COP Projects	0	0	0	0	0	0	0
<b>Total Capital Project Funds</b>	<b>0</b>	<b>0</b>	<b>11,573,835</b>	<b>11,573,835</b>	<b>11,573,835</b>	<b>0</b>	<b>11,573,835</b>
<b>Debt Service Funds</b>							
1600 2003 Pension Obligation Bonds	0	0	9,950,621	9,950,621	9,950,621	0	9,950,621
1610 Tobacco Securitization Bond	0	0	2,405,000	2,405,000	2,405,000	0	2,405,000
1630 ConsolReasmtdBds-Prpy	0	0	0	0	0	0	0
1660 MCOS SlpyHlwBondsDSF	0	0	0	0	0	0	0
1680 2001 Certificates of Participation	0	0	900,471	900,471	900,471	0	900,471
1690 2010 Certificates of Participation	0	0	0	0	0	0	0
1700 1915 Marshal #1 - East Shore Wastewater Project	0	0	58,200	58,200	58,200	0	58,200
1710 1915 Marshal #2 - East Shore Wastewater Project	0	0	37,000	37,000	37,000	0	37,000
1720 2015 Certificates of Participation	0	0	4,504,075	4,504,075	4,504,075	0	4,504,075
<b>Total Debt Service Funds</b>	<b>0</b>	<b>0</b>	<b>17,855,367</b>	<b>17,855,367</b>	<b>17,855,367</b>	<b>0</b>	<b>17,855,367</b>
<b>Total All Funds</b>	<b>31,226,687</b>	<b>0</b>	<b>650,758,880</b>	<b>681,985,567</b>	<b>681,985,567</b>	<b>0</b>	<b>681,985,567</b>

**Appropriations Limit: \$ 317,285,318**  
**Appropriations Subject to Limit: \$ 183,966,418**

## County of Marin

### Fund Balance - Governmental Funds Fiscal Year 2017-18

Fund Name	Total Fund Balance June 30, 2017	Less: Obligated Fund Balances			Fund Balance Available June 30, 2017
		Encumbrances	Nonspendable, Restricted, and Committed	Assigned	
1	2	3	4	5	6

#### General Fund

1000 General Fund	146,452,849	9,538,010	56,360,224	55,011,454	25,543,161
1010 Miscellaneous Projects	44,601,012	41,347,251	0	3,253,761	0
<b>Total General Fund</b>	<b>191,053,861</b>	<b>50,885,261</b>	<b>56,360,224</b>	<b>58,265,215</b>	<b>25,543,161</b>

#### Special Revenue Funds

2010 Local Vital Health Statistics	0	0	0	0	0
2020 Electronic Recording Delivery Systems	0	0	0	0	0
2030 Records Modernization (GC 27361)	140,578	140,578	0	0	0
2040 Micrographics Conversion (GF 27361.4)	291	291	0	0	0
2050 Vital Records Modernization (SB 1535)	0	0	0	0	0
2060 SSN Truncation Program	0	0	0	0	0
2070 Planning In-Lieu Housing	21,531	21,531	0	0	0
2080 Building Inspection	897,724	71,544	0	413,090	413,090
2090 Environmental Health Services	755,851	234,779	0	260,536	260,536
2100 HUD Fund	0	0	0	0	0
2110 East Shore Wastewater Maintenance Fund	19,650	19,650	0	0	0
2120 Child Support Services	0	0	0	0	0
2130 DOJ Equitable Sharing Program	0	0	0	0	0
2140 High Tech Theft Apprehension & Prosecution (Cnty)	0	0	0	0	0
2150 MCERA Employees	0	0	0	0	0

## County of Marin

### Fund Balance - Governmental Funds Fiscal Year 2017-18

Fund Name 1	Total Fund Balance June 30, 2017 2	Less: Obligated Fund Balances			Fund Balance Available June 30, 2017 6
		Encumbrances 3	Nonspendable, Restricted, and Committed 4	Assigned 5	
2160 Road	5,374,899	78,001	0	2,648,449	2,648,449
2170 Survey Monument Preservation	0	0	0	0	0
2180 Tidelands Use Fees	0	0	0	0	0
2200 Roadway Impact Fees	2,000,000	0	0	1,000,000	1,000,000
2210 Traffic - Tamalpais Community Plan Area	0	0	0	0	0
2220 Traffic - Strawberry Interchange Plan	0	0	0	0	0
2230 Traffic - West Sir Francis Drake	0	0	0	0	0
2240 Traffic - Atherton Avenue Interchange	0	0	0	0	0
2250 Zero Waste Public Outreach	0	0	0	0	0
2260 Non-Motorized Transportation Plan (NTPP)	148,195	148,195	0	0	0
2270 Off-Highway Motor Vehicle Trails (VC 42204)	0	0	0	0	0
2280 Hospital Preparedness Program (HPP)	0	0	0	0	0
2290 California Tobacco Control Program (CTCP)	0	0	0	0	0
2300 Domestic Violence (W&I 18305)	0	0	0	0	0
2310 Children's Trust (AB 2994)	0	0	0	0	0
2320 SocSvcsRealignment	0	0	0	0	0
2330 Hlth SvcsRealignment	0	0	0	0	0
2340 Health Program	0	0	0	0	0
2350 Emergency Medical Services (GC 76104)	0	0	0	0	0
2360 MENTAL HEALTH REALIGNMENT	0	0	0	0	0
2370 Mental Health Program	0	0	0	0	0
2380 Mental Health Services Act (Prop 63)	21,809,900	0	0	21,809,900	0
2390 Substance Abuse Prevention and Treatment (SAPT)	0	0	0	0	0
2400 Project Independence	0	0	0	0	0

## County of Marin

### Fund Balance - Governmental Funds Fiscal Year 2017-18

Fund Name 1	Total Fund Balance June 30, 2017 2	Less: Obligated Fund Balances			Fund Balance Available June 30, 2017 6
		Encumbrances 3	Nonspendable, Restricted, and Committed 4	Assigned 5	
2410 Realignment - CalWORKS MOE	0	0	0	0	0
2420 DHCS Intergovernmental Transfer Agreement	392,194	392,194	0	0	0
2430 Vital Statistics (SB 1535)	0	0	0	0	0
2440 Andrea Fox Fund	0	0	0	0	0
2450 Child Car Seat Program	0	0	0	0	0
2460 POST - Death Certificates	0	0	0	0	0
2470 Marin County Library	3,429,414	90,821	0	1,977,142	1,361,451
2480 MCFL Measure A	21,416	21,416	0	0	0
2490 Marin County Library Trust	0	0	0	0	0
2500 Bolinas Library Trust	0	0	0	0	0
2510 Corte Madera Library - A. Cello Fund	0	0	0	0	0
2520 California Room Trust - Watkins Estate	0	0	0	0	0
2530 Stinson Beach Library Trust	0	0	0	0	0
2550 Luiz Ranch Endowment	0	0	0	0	0
2560 Measure A - Parks & Open Space	22,203,553	4,816,435	9,687,245	7,699,873	0
2570 Realignment - Juvenile Justice Crime Prevention	0	0	0	0	0
2580 Inmate Welfare Fund	0	0	0	0	0
2590 DMV Vehicle Theft (PC 9250.14)	0	0	0	0	0
2600 Suppl Lcl Law Enf - Rural Counties and COPS	0	0	0	0	0
2610 Crime Prevention - DCEP	0	0	0	0	0
2620 Writ Fee (GC 26746)	0	0	0	0	0
2630 Asset Forfeiture	0	0	0	0	0
2640 Auto Finger ID (GC 76102)	0	0	0	0	0
2650 Local Law Enforcement Block Grant	0	0	0	0	0

## County of Marin

### Fund Balance - Governmental Funds Fiscal Year 2017-18

Fund Name 1	Total Fund Balance June 30, 2017 2	Less: Obligated Fund Balances			Fund Balance Available June 30, 2017 6
		Encumbrances 3	Nonspendable, Restricted, and Committed 4	Assigned 5	
2660 Civil Paper Service Fee (GC 26731)	0	0	0	0	0
2670 Realignment - Public Safety	8,180,960	143,696	8,037,264	0	0
2680 Realignment - SB 1020	0	0	0	0	0
2690 Realignment - Juvenile Justice YOBG	196,584	196,584	0	0	0
2700 Countywide Grants	14,300	14,300	0	0	0
2720 Dispute Resolution (BP 470.3)	0	0	0	0	0
2730 Criminal Justice Fac (GC 76101)	0	0	0	0	0
2740 Real Estate Fraud (GC 27388)	0	0	0	0	0
2760 Medi-Cal ManagedCare	0	0	0	0	0
2770 HUD HOME Prog Inc	0	0	0	0	0
2780 Treasury AFMLS - Equitable Sharing Progr	0	0	0	0	0
2790 SB678 Community Correction Performance	68,704	68,704	0	0	0
2800 HHS OPERATING	8,534,515	8,534,515	0	0	0
2810 Fish and Wildlife Commission	0	0	0	0	0
2820 Roadway Impact Fees	0	0	0	0	0
2830 Supplemental Law Enf - COPS	0	0	0	0	0
2840 Asset Forfeiture	0	0	0	0	0
2850 Asset Forfeiture	0	0	0	0	0
2860 Asset Forfeiture	0	0	0	0	0
2870 Asset Forfeiture	0	0	0	0	0
2880 Asset Forfeiture	0	0	0	0	0
2890 Zimmer Family Trust	0	0	0	0	0
3370 Woodacre Creek	0	0	0	0	0
3380 Law Library Investmt	0	0	0	0	0

## County of Marin

### Fund Balance - Governmental Funds Fiscal Year 2017-18

Fund Name 1	Total Fund Balance June 30, 2017 2	Less: Obligated Fund Balances			Fund Balance Available June 30, 2017 6
		Encumbrances 3	Nonspendable, Restricted, and Committed 4	Assigned 5	
3390 WsteMgmtJPA-WstMarin	0	0	0	0	0
6210 Trails Legacy	0	0	0	0	0
6220 Fishnet 4C	0	0	0	0	0
6230 CDC - H1N1	0	0	0	0	0
6240 Other Grants	0	0	0	0	0
6250 CSA #23 Tera Linda Area	0	0	0	0	0
6260 CSA #25 San Marin Area	0	0	0	0	0
6270 Affordable Housing Fund	0	0	0	0	0
6280 Marin Transport Proj	0	0	0	0	0
6290 Transport Imprv Fee	0	0	0	0	0
6300 DevelFee-TrfcMitigat	0	0	0	0	0
6310 Traffic N. GateActiv	0	0	0	0	0
6320 BASWMAA-RegAdCampagn	0	0	0	0	0
6340 Alcohol and Drug Program	0	0	0	0	0
6350 SubAbPr36-H&S11999.6	0	0	0	0	0
6360 Pt Reyes Vist Fac Tr	0	0	0	0	0
6370 Marin WildlifeGrants	0	0	0	0	0
6380 Plan'g- In-lieuParks	0	0	0	0	0
6390 FinalMap&PlanChckFee	0	0	0	0	0
6400 Transit Ticket Sales	0	0	0	0	0
6410 Welfare Program	0	0	0	0	0
6440 SpclCircumstnPC987.9	0	0	0	0	0
6450 AutomatWrntVC40508.5	0	0	0	0	0
6460 Miller Pk Boat Launch	0	0	0	0	0

# County of Marin

## Fund Balance - Governmental Funds Fiscal Year 2017-18

Fund Name 1	Total Fund Balance June 30, 2017 2	Less: Obligated Fund Balances			Fund Balance Available June 30, 2017 6
		Encumbrances 3	Nonspendable, Restricted, and Committed 4	Assigned 5	
6470 Black Point Boat Launch	0	0	0	0	0
6500 "Temporary" SRF - Fund to be Eliminated	0	0	0	0	0
6520 Asset Forfeiture	0	0	0	0	0
<b>Total Special Revenue Funds</b>	74,210,259	14,993,234	17,724,509	35,808,990	5,683,526
<b>Capital Project Funds</b>					
1410 Courthouse Construction Fund (GC 76100)	0	0	0	0	0
1420 Countywide Gov Capital Projects	11,063,371	4,053,671	0	7,009,700	0
1430 Capital Fund - Road and Bridge	7,600,202	4,400,202	0	3,200,000	0
1440 COP Projects	3,625,903	3,625,903	0	0	0
<b>Total Capital Project Funds</b>	22,289,476	12,079,776	0	10,209,700	0
<b>Debt Service Funds</b>					
1600 2003 Pension Obligation Bonds	0	0	0	0	0
1610 Tobacco Securitization Bond	0	0	0	0	0
1630 ConsolReasmtBds-Prpy	0	0	0	0	0
1660 MCOS SlpyHlwBondsDSF	0	0	0	0	0
1680 2001 Certificates of Participation	0	0	0	0	0
1690 2010 Certificates of Participation	0	0	0	0	0
1700 1915 Marshal #1 - East Shore Wastewater Project	0	0	0	0	0
1710 1915 Marshal #2 - East Shore Wastewater Project	0	0	0	0	0
1720 2015 Certificates of Participation	0	0	0	0	0
<b>Total Debt Service Funds</b>	0	0	0	0	0

## County of Marin

### Fund Balance - Governmental Funds Fiscal Year 2017-18

Fund Name	Total Fund Balance June 30, 2017	Less: Obligated Fund Balances			Fund Balance Available June 30, 2017
		Encumbrances	Nonspendable, Restricted, and Committed	Assigned	
1	2	3	4	5	6
<b>Total Governmental Funds</b>	287,553,596	77,958,271	74,084,733	104,283,905	31,226,687



## County of Marin

### Obligated Fund Balances - By Governmental Funds Fiscal Year 2017-18

Fund Name and Fund Balance Description 1	Obligated Fund Balances June 30, 2017 2	Decreases or Cancellations		Increases or New Obligated Fund Balances		Total Obligated Fund Balances for the Year 7
		Recommended 3	Adopted by the Board of Supervisors 4	Recommended 5	Adopted by the Board of Supervisors 6	

**General Fund**

**1000 General Fund**

**Committed**

320520 COMMITTED FUND BAL-GEN LIAB	10,520,673	0	0	0	0	10,520,673
320525 COM FUND BAL-ONETME CAP PRJ	6,423,542	0	0	0	0	6,423,542
320530 COMMITTED FD BAL-STATE FED BDGT	5,803,954	0	0	0	0	5,803,954
320535 COMMITTED FD BAL-CONTRACTS	3,000,000	0	0	0	0	3,000,000
320545 COM FD BAL-COUNTYWIDE PROJ	4,326,361	0	0	0	0	4,326,361
320555 COM FD BAL-ECNOMIC UNCERT	26,285,694	0	0	0	0	26,285,694
<b>Total Committed</b>	<b>56,360,224</b>	<b>0</b>	<b>0</b>	<b>0</b>	<b>0</b>	<b>56,360,224</b>

**Assigned**

330310 ASSIGNED FUND BALANCE	25,543,161	0	0	0	0	25,543,161
330312 DESIGNATED FB - FACILITY IMPR	6,100,000	0	0	0	0	6,100,000
330320 ASSIGNED FD BAL-ADMIN DESIG	14,068,904	0	0	0	0	14,068,904
330325 ASSIGNED FD BAL-VEHICLE REPL	55,000	0	0	0	0	55,000
330330 ASSIGNED FD BAL - RADIO REPL	1,087,481	0	0	0	0	1,087,481
330335 ASSIGNED FD BAL-ELEC EQUIP	206,908	0	0	0	0	206,908
330340 ASSIGNED FD BAL-MATCH CC IMPR	950,000	0	0	0	0	950,000
330345 ASSIGNED FD BAL-PENSION STB RS	7,000,000	0	0	0	0	7,000,000

## County of Marin

### Obligated Fund Balances - By Governmental Funds Fiscal Year 2017-18

Fund Name and Fund Balance Description 1	Obligated Fund Balances June 30, 2017 2	Decreases or Cancellations		Increases or New Obligated Fund Balances		Total Obligated Fund Balances for the Year 7
		Recommended 3	Adopted by the Board of Supervisors 4	Recommended 5	Adopted by the Board of Supervisors 6	
<b>Total Assigned</b>	55,011,454	0	0	0	0	55,011,454
<b>Total 1000 General Fund</b>	111,371,678	0	0	0	0	111,371,678
<b>1010 Miscellaneous Projects</b>						
<b>Assigned</b>						
330310 ASSIGNED FUND BALANCE	2,629,288	0	0	0	0	2,629,288
330320 ASSIGNED FD BAL-ADMIN DESIG	624,473	0	0	0	0	624,473
<b>Total Assigned</b>	<b>3,253,761</b>	0	0	0	0	<b>3,253,761</b>
<b>Total 1010 Miscellaneous Projects</b>	<b>3,253,761</b>	0	0	0	0	<b>3,253,761</b>
<b>Total General Fund</b>	<b>114,625,439</b>	0	0	0	0	<b>114,625,439</b>

## County of Marin

### Obligated Fund Balances - By Governmental Funds Fiscal Year 2017-18

Fund Name and Fund Balance Description	Obligated Fund Balances June 30, 2017	Decreases or Cancellations		Increases or New Obligated Fund Balances		Total Obligated Fund Balances for the Year
		Recommended	Adopted by the Board of Supervisors	Recommended	Adopted by the Board of Supervisors	
1	2	3	4	5	6	7

#### Special Revenue Funds

#### 2080 Building Inspection

##### Assigned

330310 ASSIGNED FUND BALANCE	413,090	0	0	0	0	413,090
------------------------------	---------	---	---	---	---	---------

<b>Total Assigned</b>	<b>413,090</b>	<b>0</b>	<b>0</b>	<b>0</b>	<b>0</b>	<b>413,090</b>
-----------------------	----------------	----------	----------	----------	----------	----------------

<b>Total 2080 Building Inspection</b>	<b>413,090</b>	<b>0</b>	<b>0</b>	<b>0</b>	<b>0</b>	<b>413,090</b>
---------------------------------------	----------------	----------	----------	----------	----------	----------------

#### 2090 Environmental Health Services

##### Assigned

330310 ASSIGNED FUND BALANCE	260,536	0	0	0	0	260,536
------------------------------	---------	---	---	---	---	---------

<b>Total Assigned</b>	<b>260,536</b>	<b>0</b>	<b>0</b>	<b>0</b>	<b>0</b>	<b>260,536</b>
-----------------------	----------------	----------	----------	----------	----------	----------------

<b>Total 2090 Environmental Health Services</b>	<b>260,536</b>	<b>0</b>	<b>0</b>	<b>0</b>	<b>0</b>	<b>260,536</b>
---	----------------	----------	----------	----------	----------	----------------

#### 2160 Road

##### Assigned

330310 ASSIGNED FUND BALANCE	2,648,449	0	0	0	0	2,648,449
------------------------------	-----------	---	---	---	---	-----------

<b>Total Assigned</b>	<b>2,648,449</b>	<b>0</b>	<b>0</b>	<b>0</b>	<b>0</b>	<b>2,648,449</b>
-----------------------	------------------	----------	----------	----------	----------	------------------

<b>Total 2160 Road</b>	<b>2,648,449</b>	<b>0</b>	<b>0</b>	<b>0</b>	<b>0</b>	<b>2,648,449</b>
------------------------	------------------	----------	----------	----------	----------	------------------

#### 2200 Roadway Impact Fees

##### Assigned

330310 ASSIGNED FUND BALANCE	1,000,000	0	0	0	0	1,000,000
------------------------------	-----------	---	---	---	---	-----------

## County of Marin

### Obligated Fund Balances - By Governmental Funds Fiscal Year 2017-18

Fund Name and Fund Balance Description 1	Obligated Fund Balances June 30, 2017 2	Decreases or Cancellations		Increases or New Obligated Fund Balances		Total Obligated Fund Balances for the Year 7
		Recommended 3	Adopted by the Board of Supervisors 4	Recommended 5	Adopted by the Board of Supervisors 6	
<b>Total Assigned</b>	1,000,000	0	0	0	0	1,000,000
<b>Total 2200 Roadway Impact Fees</b>	1,000,000	0	0	0	0	1,000,000
<b>2380 Mental Health Services Act (Prop 63)</b>						
<b>Assigned</b>						
330315 RESTR FD BAL- PRUDENT RES	2,175,490	0	0	0	0	2,175,490
330316 RESTR FB - COM SVCS SUPR (CSS)	10,667,338	0	0	0	0	10,667,338
330317 RESTR FB PREV EARLY INT - PEI	3,218,293	0	0	0	0	3,218,293
330318 RESTR FND BAL - PEI (TTAC)	1,774,270	0	0	0	0	1,774,270
330319 RESTR FB - CAPITAL INF TCH	1,504,212	0	0	0	0	1,504,212
330324 RESTRICTED - INNOVATION	2,470,297	0	0	0	0	2,470,297
<b>Total Assigned</b>	<b>21,809,900</b>	<b>0</b>	<b>0</b>	<b>0</b>	<b>0</b>	<b>21,809,900</b>
<b>Total 2380 Mental Health Services Act (Prop 63)</b>	<b>21,809,900</b>	<b>0</b>	<b>0</b>	<b>0</b>	<b>0</b>	<b>21,809,900</b>
<b>2470 Marin County Library</b>						
<b>Assigned</b>						
330310 ASSIGNED FUND BALANCE	1,361,451	0	0	0	0	1,361,451
330321 DESIG FB LIBRARY ELEC DATABASE	5,623	0	0	0	0	5,623
330322 DESIGNATED - LIBRARY AUTOMATN	149,724	0	0	0	0	149,724
330323 DESIGNATED - LIBRARY FUND	360,344	0	0	0	0	360,344
330325 ASSIGNED FD BAL-VEHICLE REPL	100,000	0	0	0	0	100,000

## County of Marin

### Obligated Fund Balances - By Governmental Funds Fiscal Year 2017-18

Fund Name and Fund Balance Description 1	Obligated Fund Balances June 30, 2017 2	Decreases or Cancellations		Increases or New Obligated Fund Balances		Total Obligated Fund Balances for the Year 7
		Recommended 3	Adopted by the Board of Supervisors 4	Recommended 5	Adopted by the Board of Supervisors 6	
<b>Total Assigned</b>	1,977,142	0	0	0	0	1,977,142
<b>Total 2470 Marin County Library</b>	1,977,142	0	0	0	0	1,977,142
<b>2560 Measure A - Parks &amp; Open Space</b>						
<b>Committed</b>						
320525 COM FUND BAL-ONETME CAP PRJ	9,687,245	0	0	0	0	9,687,245
<b>Total Committed</b>	9,687,245	0	0	0	0	9,687,245
<b>Assigned</b>						
330310 ASSIGNED FUND BALANCE	3,631,435	0	0	0	0	3,631,435
330320 ASSIGNED FD BAL-ADMIN DESIG	4,068,438	0	0	0	0	4,068,438
<b>Total Assigned</b>	7,699,873	0	0	0	0	7,699,873
<b>Total 2560 Measure A - Parks &amp; Open Space</b>	17,387,118	0	0	0	0	17,387,118
<b>2670 Realignment - Public Safety</b>						
<b>Committed</b>						
320555 COM FD BAL-ECNOMIC UNCERT	8,037,264	0	0	0	0	8,037,264
<b>Total Committed</b>	8,037,264	0	0	0	0	8,037,264
<b>Total 2670 Realignment - Public Safety</b>	8,037,264	0	0	0	0	8,037,264
<b>Total Special Revenue Funds</b>	53,533,499	0	0	0	0	53,533,499

## County of Marin

### Obligated Fund Balances - By Governmental Funds Fiscal Year 2017-18

Fund Name and Fund Balance Description 1	Obligated Fund Balances June 30, 2017 2	Decreases or Cancellations		Increases or New Obligated Fund Balances		Total Obligated Fund Balances for the Year 7
		Recommended 3	Adopted by the Board of Supervisors 4	Recommended 5	Adopted by the Board of Supervisors 6	

**Capital Project Funds**

**1420 Countywide Gov Capital Projects**

**Assigned**

330310 ASSIGNED FUND BALANCE	6,824,571	0	0	0	0	6,824,571
330320 ASSIGNED FD BAL-ADMIN DESIG	185,129	0	0	0	0	185,129

<b>Total Assigned</b>	<b>7,009,700</b>	<b>0</b>	<b>0</b>	<b>0</b>	<b>0</b>	<b>7,009,700</b>
-----------------------	------------------	----------	----------	----------	----------	------------------

<b>Total 1420 Countywide Gov Capital Projects</b>	<b>7,009,700</b>	<b>0</b>	<b>0</b>	<b>0</b>	<b>0</b>	<b>7,009,700</b>
---	------------------	----------	----------	----------	----------	------------------

**1430 Capital Fund - Road and Bridge**

**Assigned**

330331 Restricted for Grant Match	3,200,000	0	0	0	0	3,200,000
-----------------------------------	-----------	---	---	---	---	-----------

<b>Total Assigned</b>	<b>3,200,000</b>	<b>0</b>	<b>0</b>	<b>0</b>	<b>0</b>	<b>3,200,000</b>
-----------------------	------------------	----------	----------	----------	----------	------------------

<b>Total 1430 Capital Fund - Road and Bridge</b>	<b>3,200,000</b>	<b>0</b>	<b>0</b>	<b>0</b>	<b>0</b>	<b>3,200,000</b>
--	------------------	----------	----------	----------	----------	------------------

<b>Total Capital Project Funds</b>	<b>10,209,700</b>	<b>0</b>	<b>0</b>	<b>0</b>	<b>0</b>	<b>10,209,700</b>
------------------------------------	-------------------	----------	----------	----------	----------	-------------------

<b>Total Governmental Funds</b>	<b>178,368,638</b>	<b>0</b>	<b>0</b>	<b>0</b>	<b>0</b>	<b>178,368,638</b>
---------------------------------	--------------------	----------	----------	----------	----------	--------------------

## County of Marin

### Summary of Additional Financing Sources by Source and Fund Governmental Funds Fiscal Year 2017-18

Description 1	2015-16 Actual 2	2016-17 Estimated 3	2017-18 Recommended 4	2017-18 Adopted by the Board of Supervisors 5
------------------	------------------------	---------------------------	-----------------------------	--

#### Summarization by Source

Taxes	228,871,925	246,436,203	230,327,883	230,327,883
Licenses, Permits and Franchises	15,126,780	14,651,136	13,175,485	13,175,485
Fines, Forfeitures, and Penalties	9,394,844	8,464,339	8,799,096	8,799,096
Use of Money and Property	3,331,358	4,116,907	2,555,207	2,555,207
Intergovernmental Revenues	184,681,285	195,444,836	192,928,589	192,928,589
Charges for Current Services	52,597,659	54,246,641	50,680,309	50,680,309
Miscellaneous Revenues	4,895,480	6,649,412	16,821,415	16,821,415
Other Financing Sources	235,243,132	132,390,186	135,470,896	135,470,896
<b>Total Summarization by Source</b>	<b>734,142,463</b>	<b>662,399,660</b>	<b>650,758,880</b>	<b>650,758,880</b>

## County of Marin

### Summary of Additional Financing Sources by Source and Fund (cont.) Governmental Funds Fiscal Year 2017-18

Description	2015-16 Actual	2016-17 Estimated	2017-18 Recommended	2017-18 Adopted by the Board of Supervisors
1	2	3	3	4

#### Summarization by Fund

1000 General Fund	435,764,729	320,058,857	297,285,405	297,285,405
1010 Miscellaneous Projects	0	4,805,503	0	0
1410 Courthouse Construction Fund (GC 76100)	350,827	307,590	350,000	350,000
1420 Countywide Gov Capital Projects	7,904,801	6,033,389	4,723,835	4,723,835
1430 Capital Fund - Road and Bridge	8,045,668	8,257,544	6,500,000	6,500,000
1440 COP Projects	25,530,936	5,418,268	0	0
1600 2003 Pension Obligation Bonds	8,889,443	9,072,183	9,950,621	9,950,621
1610 Tobacco Securitization Bond	2,302,854	2,365,913	2,405,000	2,405,000
1630 ConsolReasmtBds-Prpy	4	10	0	0
1660 MCOS SlpyHlwBondsDSF	41	90	0	0
1680 2001 Certificates of Participation	891,773	(3,406)	900,471	900,471
1690 2010 Certificates of Participation	56,494,979	0	0	0
1700 1915 Marshal #1 - East Shore Wastewater Project	55,385	53,967	58,200	58,200
1710 1915 Marshal #2 - East Shore Wastewater Project	56,690	34,004	37,000	37,000
1720 2015 Certificates of Participation	61,738,234	(12,045)	4,504,075	4,504,075
2010 Local Vital Health Statistics	1,349	1,833	0	0
2020 Electronic Recording Delivery Systems	63,767	66,552	60,000	60,000
2030 Records Modernization (GC 27361)	313,433	328,314	360,000	360,000
2040 Micrographics Conversion (GF 27361.4)	64,263	67,544	90,000	90,000
2050 Vital Records Modernization (SB 1535)	18,413	19,103	15,000	15,000
2060 SSN Truncation Program	63,207	70,258	70,000	70,000



## County of Marin

### Summary of Additional Financing Sources by Source and Fund (cont.)

#### Governmental Funds Fiscal Year 2017-18

Description	2015-16 Actual	2016-17 Estimated	2017-18 Recommended	2017-18 Adopted by the Board of Supervisors
1	2	3	3	4

#### Summarization by Fund

2070 Planning In-Lieu Housing	772,089	2,382,294	700,000	700,000
2080 Building Inspection	3,181,785	3,297,784	3,162,500	3,162,500
2090 Environmental Health Services	3,681,949	4,340,258	4,193,300	4,193,300
2100 HUD Fund	2,200,171	2,276,372	1,732,870	1,732,870
2110 East Shore Wastewater Maintenance Fund	63,376	70,952	67,000	67,000
2120 Child Support Services	3,967,601	3,618,240	4,007,136	4,007,136
2130 DOJ Equitable Sharing Program	12,257	522	0	0
2140 High Tech Theft Apprehension & Prosecution (Cnty)	1,433,043	1,439,519	3,078,791	3,078,791
2150 MCERA Employees	2,368,071	2,329,386	2,736,000	2,736,000
2160 Road	8,031,644	7,216,513	9,457,890	9,457,890
2170 Survey Monument Preservation	40,014	12,281	20,000	20,000
2180 Tidelands Use Fees	16,475	25,183	0	0
2200 Roadway Impact Fees	1,062,023	1,572,686	750,000	750,000
2210 Traffic - Tamalpais Community Plan Area	16,600	17,360	0	0
2220 Traffic - Strawberry Interchange Plan	39,869	7,843	0	0
2230 Traffic - West Sir Francis Drake	295	7,254	0	0
2240 Traffic - Atherton Avenue Interchange	868	1,921	0	0
2250 Zero Waste Public Outreach	13,814	124,391	20,000	20,000
2260 Non-Motorized Transportation Plan (NTPP)	293,138	80,268	0	0
2270 Off-Highway Motor Vehicle Trails (VC 42204)	60	136	0	0
2280 Hospital Preparedness Program (HPP)	353,150	501,759	827,329	827,329
2290 California Tobacco Control Program (CTCP)	150,953	149,998	150,000	150,000

## County of Marin

### Summary of Additional Financing Sources by Source and Fund (cont.)

#### Governmental Funds Fiscal Year 2017-18

Description	2015-16 Actual	2016-17 Estimated	2017-18 Recommended	2017-18 Adopted by the Board of Supervisors
1	2	3	3	4

#### Summarization by Fund

2300 Domestic Violence (W&I 18305)	53,195	52,685	66,000	66,000
2310 Children's Trust (AB 2994)	35,955	41,955	23,400	23,400
2320 SocSvcsRealignment	10,162,372	12,103,057	10,918,085	10,918,085
2330 Hlth SvcsRealignment	8,651,983	9,114,003	10,249,402	10,249,402
2340 Health Program	579,283	1,098,406	447,865	447,865
2350 Emergency Medical Services (GC 76104)	660,961	588,367	765,255	765,255
2360 MENTAL HEALTH REALIGNMENT	12,532,598	12,942,663	11,817,205	11,817,205
2370 Mental Health Program	5,736	1,348,132	200,000	200,000
2380 Mental Health Services Act (Prop 63)	8,097,017	12,494,688	13,816,073	13,816,073
2390 Substance Abuse Prevention and Treatment (SAPT)	1,843,336	1,405,776	2,010,347	2,010,347
2400 Project Independence	14,839	0	0	0
2410 Realignment - CalWORKS MOE	1,704,378	1,852,199	1,773,410	1,773,410
2420 DHCS Intergovernmental Transfer Agreement	2,625,329	1,072,437	287,510	287,510
2430 Vital Statistics (SB 1535)	37,835	45,518	0	0
2440 Andrea Fox Fund	41	91	0	0
2450 Child Car Seat Program	2,807	2,346	0	0
2460 POST - Death Certificates	2,384	2,432	0	0
2470 Marin County Library	12,845,731	13,659,194	13,737,853	13,737,853
2480 MCFL Measure A	2,371,314	2,425,800	2,400,000	2,400,000
2490 Marin County Library Trust	82,096	110,994	0	0
2500 Bolinas Library Trust	27	59	0	0
2510 Corte Madera Library - A. Cello Fund	832	1,764	0	0

## County of Marin

### Summary of Additional Financing Sources by Source and Fund (cont.)

#### Governmental Funds Fiscal Year 2017-18

Description	2015-16 Actual	2016-17 Estimated	2017-18 Recommended	2017-18 Adopted by the Board of Supervisors
1	2	3	3	4

#### Summarization by Fund

2520 California Room Trust - Watkins Estate	126	268	0	0
2530 Stinston Beach Library Trust	55	122	0	0
2550 Luiz Ranch Endowment	285	625	0	0
2560 Measure A - Parks & Open Space	13,482,298	12,846,023	13,893,483	13,893,483
2570 Realignment - Juvenile Justice Crime Prevention	85	932,987	754,927	754,927
2580 Inmate Welfare Fund	125,196	302,485	207,789	207,789
2590 DMV Vehicle Theft (PC 9250.14)	235,707	249,177	100,000	100,000
2600 Suppl Lcl Law Enf - Rural Counties and COPS	764,088	546,648	0	0
2610 Crime Prevention - DCEP	231	918	15,000	15,000
2620 Writ Fee (GC 26746)	51,490	14,985	0	0
2630 Asset Forfeiture	1	59,579	0	0
2640 Auto Finger ID (GC 76102)	303,441	259,943	145,577	145,577
2650 Local Law Enforcement Block Grant	304	673	0	0
2660 Civil Paper Service Fee (GC 26731)	41,881	11,879	0	0
2670 Realignment - Public Safety	7,056,124	5,857,665	5,356,528	5,356,528
2680 Realignment - SB 1020	9,636,143	12,533,726	11,690,343	11,690,343
2690 Realignment - Juvenile Justice YOBG	1,751,426	634,131	725,000	725,000
2700 Countywide Grants	1,387,364	269,929	0	0
2720 Dispute Resolution (BP 470.3)	21,227	186	0	0
2730 Criminal Justice Fac (GC 76101)	415,039	360,379	450,000	450,000
2740 Real Estate Fraud (GC 27388)	101,315	16,394	0	0
2760 Medi-Cal ManagedCare	1	0	0	0

## County of Marin

### Summary of Additional Financing Sources by Source and Fund (cont.)

#### Governmental Funds Fiscal Year 2017-18

Description 1	2015-16 Actual 2	2016-17 Estimated 3	2017-18 Recommended 3	2017-18 Adopted by the Board of Supervisors 4
------------------	------------------------	---------------------------	-----------------------------	--

#### Summarization by Fund

2770 HUD HOME Prog Inc	0	52,172	0	0
2780 Treasury AFMLS - Equitable Sharing Prgm	41,433	196	0	0
2790 SB678 Community Correction Performance	414	1,363,008	967,350	967,350
2800 HHS OPERATING	0	167,959,466	189,688,055	189,688,055
2810 Fish and Wildlife Commission	46,570	24,195	40,000	40,000
2820 Roadway Impact Fees	40,056	291,376	0	0
2830 Supplemental Law Enf - COPS	0	215,691	0	0
2840 Asset Forfeiture	697	154	0	0
2850 Asset Forfeiture	33	73	0	0
2860 Asset Forfeiture	5	8,664	0	0
2870 Asset Forfeiture	2,947	3,968	0	0
2880 Asset Forfeiture	18,642	107,466	0	0
2890 Zimmer Family Trust	0	663,918	0	0
3370 Woodacre Creek	1	3	0	0
3380 Law Library Investmt	22	48	0	0
3390 WsteMgmtJPA-WstMarin	193	427	0	0
6210 Trails Legacy	0	1	0	0
6220 Fishnet 4C	291	644	0	0
6250 CSA #23 Tera Linda Area	31	0	0	0
6260 CSA #25 San Marin Area	8	0	0	0
6270 Affordable Housing Fund	3,321	7,520	0	0
6280 Marin Transport Proj	658	1,457	0	0

## County of Marin

### Summary of Additional Financing Sources by Source and Fund (cont.)

#### Governmental Funds Fiscal Year 2017-18

Description 1	2015-16 Actual 2	2016-17 Estimated 3	2017-18 Recommended 3	2017-18 Adopted by the Board of Supervisors 4
------------------	------------------------	---------------------------	-----------------------------	--

#### Summarization by Fund

6290 Transport Imprv Fee	503	1,114	0	0
6300 DevelFee-TrfcMitigat	7	15	0	0
6310 Traffic N. GateActiv	4,977	14,980	0	0
6320 BASWMAA-RegAdCampagn	0	(51)	0	0
6340 Alcohol and Drug Program	45,907	0	0	0
6350 SubAbPr36-H&S11999.6	10	0	0	0
6360 Pt Reyes Vist Fac Tr	12	27	0	0
6370 Marin WildlifeGrants	149	330	0	0
6380 Plan'g- In-lieuParks	179	397	0	0
6390 FinalMap&PlanChckFee	533	1,180	0	0
6400 Transit Ticket Sales	16	35	0	0
6410 Welfare Program	312	137	0	0
6440 SpclCircumstnPC987.9	252	558	0	0
6450 AutomatWrntVC40508.5	8	18	0	0
6460 Miller Pk Boat Launch	121	268	0	0
6470 Black Point Boat Launch	72	159	0	0
6500 "Temporary" SRF - Fund to be Eliminated	165	366	0	0
6520 Asset Forfeiture	1	1	0	0

<b>Total Summarization by Fund</b>	<b>734,142,463</b>	<b>662,399,660</b>	<b>650,758,880</b>	<b>650,758,880</b>
------------------------------------	--------------------	--------------------	--------------------	--------------------

## County of Marin

### Detail of Additional Financing Sources by Fund and Account Governmental Funds Fiscal Year 2017-18

Fund Name	Financing Source Category	Financing Source Account	2015-16 Actual	2016-17 Estimated	2017-18 Recommended	2017-18 Adopted by the Board of Supervisors
1	2	3	4	5	6	7

#### General Fund

#### 1000 General Fund

*Taxes*

411610	PROP TAX IN LIEU OF VLF	29,130,460	30,980,465	32,000,000	32,000,000
411840	OTH TAX-AIRCRAFT TAX	173,760	203,970	150,000	150,000
411835	OTH TAX-TRANSIENT OCC TAX	3,374,810	3,746,427	3,200,000	3,200,000
411830	OTH TAX- PROP TRAN TAX	4,117,686	3,875,237	3,150,000	3,150,000
411825	OTH TAX-TRIPLE FLIP	952,874	0	0	0
411820	OTH TAX-EXCES ERAF	31,891,089	33,624,206	25,000,000	25,000,000
411810	OTH TAX-CURR ERAF REV	1,755,425	7,916,999	0	0
411710	SALES AND USE TAX	4,335,601	5,019,110	3,250,000	3,250,000
411540	PASS THRU PROP TX NV VNOK RDA	270	0	0	0
411525	PSTHRU PROP TX-SRRDA PR1290 PA	1,764,379	1,857,428	1,600,000	1,600,000
411520	PSTHRU PROP TX-NO HAMILTON RDA	188,701	224,964	150,000	150,000
411125	PROP TAX CUR SEC SPL BEN TAX	178,581	97,752	75,000	75,000
411030	PROP TAX-CURR UNSEC	2,302,271	2,401,813	2,264,000	2,264,000
411715	SALES TAX1/4% TRANS SALES TAX	63,457	63,930	60,000	60,000
411115	PROP TAX-CURR SEC-UNI	1,396,592	1,446,486	1,175,000	1,175,000

## County of Marin

### Detail of Additional Financing Sources by Fund and Account Governmental Funds Fiscal Year 2017-18

Fund Name 1	Financing Source Category 2	Financing Source Account 3	2015-16 Actual 4	2016-17 Estimated 5	2017-18 Recommended 6	2017-18 Adopted by the Board of Supervisors 7
		411515 PSTHRU PROP TX-NOV DNTWN RDA	163,682	175,228	150,000	150,000
		411135 PROP TAX- PRIOR UNSEC	85,116	94,684	83,500	83,500
		411210 SUPP PROP TAX-CURR	3,345,345	3,018,014	1,640,000	1,640,000
		411215 SUPP PROP TAX-CURR-UNSEC	40,353	39,721	21,000	21,000
		411310 SUPP PROP TAX-PRIOR-REDEM	53,341	122,640	52,500	52,500
		411410 RESIDUAL PROP TAX-RPTTF (ABX1)	1,221,956	1,316,584	0	0
		411510 PASTHRU PRTAX HMILT N RDATA X I	255,393	292,071	275,000	275,000
		411110 PROP TAX-CUR SECURED	114,376,645	122,011,766	126,800,000	126,800,000
<i>Total Taxes</i>			201,167,787	218,529,495	201,096,000	201,096,000
<i>Licenses, Permits and Franchises</i>						
		421510 ZONE PERM ADMIN-SUSTAIN REVIEW	40,128	49,154	50,000	50,000
		421615 FRANCHISES-CABLE TV	1,075,263	1,108,353	1,000,000	1,000,000
		421750 OTH LIC PERM-MED MARIJUANA	24,804	0	0	0
		421740 OTH LIC PER-ENFOR COST RECOV	23,844	19,059	25,000	25,000
		421710 OTHER LICENSES AND PERMITS	318,644	344,753	6,000	6,000
		421610 FRANCHISES	1,542,439	857,186	1,519,500	1,519,500
		421525 ZONE PERM ADMIN-DEV REV FEES	603,631	767,176	594,514	594,514
		421520 ZONE PERM ADMIN-SPL PLAN SRV	6,500	0	0	0
		421515 ZONE PERM ADMIN-GEN PLAN MAIN	381,149	458,407	370,872	370,872

## County of Marin

### Detail of Additional Financing Sources by Fund and Account Governmental Funds Fiscal Year 2017-18

Fund Name	Financing Source Category	Financing Source Account	2015-16 Actual	2016-17 Estimated	2017-18 Recommended	2017-18 Adopted by the Board of Supervisors
1	2	3	4	5	6	7
	421320	CONST PERMITS - BLDG	70,128	79,340	90,000	90,000
	421315	CONST PERMITS-INSPECTIONS	3,862	7,500	8,000	8,000
	421310	CONSTRUCTION PERMITS	373,252	403,392	307,661	307,661
	421220	BUS LICENSES-5% ADMIN FEE	317	230	0	0
	421410	ROAD PRIVILEGES AND PERMITS	442,651	234,635	350,000	350,000
	421215	BUSINESS LICENSES-UNINCORP	1,119,101	815,002	850,000	850,000
	421210	BUSINESS LICENSES	7,791	0	0	0
	421110	ANIMAL LICENSES	251,584	332,778	300,000	300,000
	421735	OTH LIC AND PERM-UNDGRD STRG	813,035	13,068	0	0
<i>Total Licenses, Permits and Franchises</i>			7,098,123	5,490,033	5,471,547	5,471,547
<i>Fines, Forfeitures, and Penalties</i>						
	431115	VEHICLE CODE FINE-STATHAM	39,385	27,824	0	0
	431415	PENALTY DELIN TAX-REDEMP	8,370	8,210	20,000	20,000
	431410	PENALTY ON DELINQUENT TAX	4,972,680	4,854,769	3,500,000	3,500,000
	431310	FORFEITURES AND PENALTIES	626,342	8,301	1,039,804	1,039,804
	431225	OTH CRT FINES-INVST COST REC	3,861	0	0	0
	431220	OTH CRT FINES-TVS BAL OF FEE	240,352	173,262	0	0
	431215	OTH CRT FINES-TRAFFIC SCHOOL	3,446	3,211	0	0
	431120	VEHI CODE FINE-DELINQUENT	1,027,120	991,798	1,112,495	1,112,495



## County of Marin

### Detail of Additional Financing Sources by Fund and Account Governmental Funds Fiscal Year 2017-18

Fund Name	Financing Source Category	Financing Source Account	2015-16 Actual	2016-17 Estimated	2017-18 Recommended	2017-18 Adopted by the Board of Supervisors
1	2	3	4	5	6	7
	431110	VEHICLE CODE FINE	0	(50,036)	0	0
	431210	OTHER COURT FINES	920,573	988,716	1,470,662	1,470,662
<i>Total Fines, Forfeitures, and Penalties</i>			7,842,129	7,006,055	7,142,961	7,142,961
<i>Use of Money and Property</i>						
	441115	INVESTMT INCOME-INT POOLED	401,447	1,246,905	100,000	100,000
	441225	RENTS AND CONCESS-HANDLG FEE	267,135	0	0	0
	441220	RENTS CONCESSIONS-VENDNG MACH	6,443	553	11,833	11,833
	441230	RENTS AND CONCESS-FOOD CONCESS	26,454	33,547	58,000	58,000
	441215	RENTS AND CONCESSIONS-PROP	2,013,594	1,847,126	2,122,099	2,122,099
	441110	INVESTMT INCOME-INT	4,042	2,261	0	0
	441120	INVESTMT INCOME-ERAF INT	17,843	29,056	20,000	20,000
	441210	RENTS AND CONCESSIONS-EQUIP	88,275	94,784	88,000	88,000
<i>Total Use of Money and Property</i>			2,825,233	3,254,232	2,399,932	2,399,932
<i>Intergovernmental Revenues</i>						
	452210	FEDERAL-PUB ASSIST PRG	25,024,924	333,165	400,000	400,000
	451910	STATE-HOMEOWNERS PROP TAX RLF	653,282	646,450	650,000	650,000
	451920	STATE-PROP 172 PUB SFTY FUND	21,698,304	24,609,090	24,225,000	24,225,000
	451930	STATE-COPS	81,471	95,797	12,537	12,537
	451940	STATE-COPS-SMML CTY RURL ENFOR	0	0	0	0

## County of Marin

### Detail of Additional Financing Sources by Fund and Account Governmental Funds Fiscal Year 2017-18

Fund Name	Financing Source Category	Financing Source Account	2015-16 Actual	2016-17 Estimated	2017-18 Recommended	2017-18 Adopted by the Board of Supervisors
1	2	3	4	5	6	7
	451950	STATE-OTH-REALGMENT VLF	87,066	98,073	75,000	75,000
	451960	STATE-OTH-SB 90 REIMB	1,288,598	259,769	15,000	15,000
	451970	STATE-OTHER	6,973,326	2,681,730	6,135,093	6,135,093
	451980	STATE-OTH-PEACE OFFICER TRNG	289,721	129,424	355,435	355,435
	452110	FEDERAL-PUB ASSIST ADMIN	8,798,759	0	0	0
	452310	FEDERAL-HEALTH ADMINISTRATION	330,247	0	0	0
	452410	FED-DISASTER RELIEF-STRM DMAGE	103,691	0	0	0
	452510	FEDERAL-IN-LIEU TAXES	220,168	209,059	184,000	184,000
	452610	FEDERAL-OTHER	5,714,700	1,301,383	869,793	869,793
	453110	OTH-GOVERNMENTAL AGENCIES	2,764,620	148,047	218,236	218,236
	451510	STATE-CALIFORNIA CHILDREN SVS	723,637	0	0	0
	451880	STATE-VETERANS' AFFAIRS	37,812	0	0	0
	451990	STATE REALIGN-PUB SAFETY AB	62,826	42,449	48,375	48,375
	451320	STATE - PA PROGRM -FOSTER CARE	38,440	0	0	0
	451860	STATE-CORRECTIONS	20,500	0	50,089	50,089
	451710	STATE-TUBERCULOSIS CONTROL	74,946	0	0	0
	451150	STATE-INLIEU TX-CALTRN	12,332	13,947	10,000	10,000
	451210	STATE-PUB ASSIST ADMIN	19,700,513	0	0	0
	451315	STATE-PUB ASSIST PRG-CAPIT	0	0	0	0

## County of Marin

### Detail of Additional Financing Sources by Fund and Account Governmental Funds Fiscal Year 2017-18

Fund Name 1	Financing Source Category 2	Financing Source Account 3	2015-16 Actual 4	2016-17 Estimated 5	2017-18 Recommended 6	2017-18 Adopted by the Board of Supervisors 7
		451325 STATE PUB ASSIST CHILD WEL SVS	605,163	0	0	0
		451330 STATE -PA ADULT PRORECTV SVC	1,762	0	0	0
		451335 STATE-PA PROGRAM - FOSTR CARE	0	0	0	0
		451610 STATE - MENTAL HEALTH	548,167	0	0	0
		451850 STATE-JVENLE RENTRY GR SB 1020	725,305	598,748	720,000	720,000
		451810 STATE - HEALTH	1,550,897	0	95,516	95,516
		451820 STATE- AGRICULTURE	717,148	142,192	143,700	143,700
		451410 STATE-HEALTH ADMIN	0	0	0	0
		451310 STATE-PUBLIC ASSIST PRG	958,401	0	0	0
		451830 STATE - CIVIL DEFENSE	2,607	0	0	0
<b>Total Intergovernmental Revenues</b>			<b>99,809,333</b>	<b>31,309,323</b>	<b>34,207,774</b>	<b>34,207,774</b>
<b>Charges for Current Services</b>						
		461915 PARKS AND REC SVS-PICNIC FEES	118,390	133,136	121,000	121,000
		461620 INST CARE & SVS-WORK PRG REIM	50,264	61,718	50,000	50,000
		461625 INST CARE SVS-GEN ASSIST REIM	332,165	0	0	0
		461630 INST CARE AND SVS-AMBUL FEES	1,812,720	1,876,700	2,025,000	2,025,000
		461635 INST CARE AND SVS-REIM PVT	114,701	0	100,000	100,000
		461910 PARKS AND REC SVS	0	0	0	0
		461615 INST CARE AND SVS-IN-PAT HOSP	67,664	57,159	0	0

## County of Marin

### Detail of Additional Financing Sources by Fund and Account Governmental Funds Fiscal Year 2017-18

Fund Name	Financing Source Category	Financing Source Account	2015-16 Actual	2016-17 Estimated	2017-18 Recommended	2017-18 Adopted by the Board of Supervisors
1	2	3	4	5	6	7
	461925	PARKS AND REC SVS-YEARLY PERMT	40,246	40,761	365,000	365,000
	461415	HEALTH FEES-CERT FEES	9,900	0	0	0
	461920	PARKS AND REC SVS-CONCES REVUE	0	0	5,000	5,000
	461710	EDUCATIONAL SERVICES	16,435	0	0	0
	461460	CALIFORNIA CHILDREN SVS	554	0	0	0
	461455	MENTAL HEALTH SVS-INS	203,455	0	0	0
	461450	MENTAL HEALTH SERVICES	41,552	0	0	0
	461445	HEALTH FEES-HEALTH KIDS	16,685	0	0	0
	461440	HEALTH FEES-LAB FEES	19,335	0	0	0
	461930	PARKS AND REC SVS-ADMISSIONS	366,499	364,629	84,000	84,000
	461420	HEALTH FEES-MEDICARE REVENUE	282,062	0	0	0
	462660	OTHER-CENTRAL SERVICES	43,382	40,769	40,000	40,000
	461410	HEALTH FEES	1,575,946	0	0	0
	461335	RECORDING FEES-CLERK FEES	272,492	274,232	358,477	358,477
	461330	RECORDING FEES-AB 1938	600	550	4,150	4,150
	461325	REC FEES-ADMIN	27,625	30,708	20,000	20,000
	461430	HEALTH FEES-PVT INS	15,128	0	0	0
	463210	INTERFUND REVENUE-INDIRECT OH	691,186	691,353	679,989	679,989
	461320	REC FEES-DEATH CERTI	4,682	0	0	0

## County of Marin

### Detail of Additional Financing Sources by Fund and Account Governmental Funds Fiscal Year 2017-18

Fund Name	Financing Source Category	Financing Source Account	2015-16 Actual	2016-17 Estimated	2017-18 Recommended	2017-18 Adopted by the Board of Supervisors
1	2	3	4	5	6	7
	461425	HEALTH FEES-HEALTHY FAMILIES	104,148	0	0	0
	463510	INTERFUND COST REC-DPW VEH DEP	137,251	29,781	39,708	39,708
	463450	INTERFUND REVENUE-RENT	0	2,298	1,000	1,000
	463445	INTERFUND REVENUE-SAL GRANT	5,804	0	0	0
	463440	INTERFUND REVENUE-SAL	32,548	0	0	0
	463430	INTERFUND REVENUE-PARKS	564,518	290,716	598,897	598,897
	463420	INTERFUND REVENUE- COMM SVS	131,657	492,834	802,736	802,736
	463415	INTER-FUND COST REC-DPW SAL	3,632,769	2,805,652	4,820,000	4,820,000
	462640	OTHER-FOREST CDF	2,173,137	5,555,794	5,150,000	5,150,000
	463310	INTERFUND REV - AUD AND ACCT	15,000	0	20,000	20,000
	461935	PKS AND REC SVS-ATHLETIC FEES	32,326	52,040	8,000	8,000
	463110	INTERFUND REVENUE	3,121,328	5,818,831	5,508,797	5,508,797
	462690	OTHER - CONTRACT REV	128,908	82,280	521,505	521,505
	462680	OTHER-LOCAL 16 STATE TECH	614,715	653,923	667,936	667,936
	462670	OTHER-EXTRA-HIRE STAFFING	38,825	42,364	39,251	39,251
	462650	OTHER-MICROGRAPHIC	184,039	174,979	187,855	187,855
	462630	OTH-STATE AND FED FIRE REIMB	9,301,384	5,169,054	303,000	303,000
	462610	CHRGs FOR CUR SVCS-OTHER	7,720,632	9,318,486	5,928,065	5,928,065
	461955	PKS AND REC SVS-EXHIBIT SALES	683	987	0	0

## County of Marin

### Detail of Additional Financing Sources by Fund and Account Governmental Funds Fiscal Year 2017-18

Fund Name	Financing Source Category	Financing Source Account	2015-16 Actual	2016-17 Estimated	2017-18 Recommended	2017-18 Adopted by the Board of Supervisors
1	2	3	4	5	6	7
	461945	PKS AND REC SVS-SWIM POOL FEES	58,116	46,681	53,500	53,500
	461940	PKS AND REC SVS-FILMING	3,320	4,320	0	0
	463410	INTERFUND REVENUE-DPW RENT	78,488	69,977	68,388	68,388
	460210	SPL ASSESSMENT-SPECIAL DIST	27,990	29,478	20,000	20,000
	460725	PLAN AND ENG SVS-SITE CHK FEE	216,653	275,629	235,000	235,000
	460720	PLAN AND ENG SVS-TECHNLGY FEE	2,224	3,810	4,500	4,500
	460715	PLAN AND ENG SVS-MAPPING FEES	56,412	69,218	13,000	13,000
	460710	PLANNING AND ENG SVS	239,351	209,936	372,000	372,000
	460615	LEGAL SERVICES-COUNSEL FEES	73,341	45,804	10,700	10,700
	460610	LEGAL SERVICES	526,370	616,060	730,000	730,000
	460515	ELECTION SVS- FILING FEE	94,549	12,790	75,000	75,000
	460510	ELECTION SERVICES	830,285	428,661	940,000	940,000
	460420	COMMUNICATION SVS-OPERATION	2,949,761	3,057,216	2,385,573	2,385,573
	460410	COMMUNICATION SVS	447,455	369,091	485,000	485,000
	460730	PLAN AND ENG SVS-INT STUDIES	260	(100)	30,000	30,000
	460310	AUDITING AND ACCT FEES	6,875	6,708	5,000	5,000
	460415	COMMUNICATION SVS-TECHNICAL	205,041	133,246	288,000	288,000
	460145	AS TX COL FEE--APLICATN FEE	14,149	16,097	15,000	15,000
	460140	AS TX COL FEE-SUP PROP TX ADMN	1,132,030	1,070,306	500,000	500,000

## County of Marin

### Detail of Additional Financing Sources by Fund and Account Governmental Funds Fiscal Year 2017-18

Fund Name	Financing Source Category	Financing Source Account	2015-16 Actual	2016-17 Estimated	2017-18 Recommended	2017-18 Adopted by the Board of Supervisors
1	2	3	4	5	6	7
	460135	ASSES AND TAX COLL FEE-SUSP	318,568	272,516	350,000	350,000
	460130	ASSESS AND TAX COL-TAX SALES	750	500	0	0
	460125	ASSES AND TAX COLL FEES-CITIES	2,248,406	2,819,384	595,730	595,730
	460120	TAX COL FEES ADM (CTRA)	(12)	(6)	0	0
	460115	CHRG FOR SV - SPEC PROP TX AD	986,895	987,261	2,572,138	2,572,138
	460110	CHRG FOR SV - ASSMNT TX COLL	12,434	13,213	0	0
	461435	HEALTH FEES-PATIENT FEES	932,859	0	0	0
	461315	REC FEES-NO OWNERSHIP RPRT	6,126	5,872	9,296	9,296
	460315	AUDITING AND ACCT FEES-BONDS	0	0	0	0
	461215	LAW ENFORCEMENT SERVICES-DUI	18,020	0	0	0
	460320	AUD AND ACC FEE-REIM BANK FEE	793,548	759,159	926,512	926,512
	460735	PLAN AND ENG SVS-ENT GIS FEE	14,556	0	95,000	95,000
	461245	LAW ENFOR SVS-APPLI FEES	366	0	15,000	15,000
	461240	LAW ENFOR SVS-ACELERTED PAROLE	10,256	10,956	17,000	17,000
	461235	LAW ENFOR SVS-SUPRV PROB CASE	122,423	116,826	125,000	125,000
	461230	LAW ENFOR SVS-RESTI FEES	10,062	0	0	0
	461220	LAW ENFOR SVS-COMUNTY SVS WORK	5,651	4,211	0	0
	461250	LAW ENFOR SVS-CT OTH GVT AGEN	259,775	614,276	881,233	881,233
	461210	LAW ENFOR SVS-JAIL BOOKING FEE	203,555	267,290	225,674	225,674

## County of Marin

### Detail of Additional Financing Sources by Fund and Account Governmental Funds Fiscal Year 2017-18

Fund Name	Financing Source Category	Financing Source Account	2015-16 Actual	2016-17 Estimated	2017-18 Recommended	2017-18 Adopted by the Board of Supervisors
1	2	3	4	5	6	7
	461255	LAW ENFORCEMENT SERVICES	27,064	0	34,000	34,000
	460825	CIVIL SVS-CRT FEE-MUNICIPAL	17,457	618	10,000	10,000
	460740	PURCHASING FEES	1,503,924	610,050	1,245,000	1,245,000
	460810	CIVIL PROCESSING SVS	330	300	60,000	60,000
	461225	LAW ENFOR SVS-ADMIN FEE	934	12,322	42,000	42,000
	460820	CIVIL PROCES SVS-SUBP WIT FEES	2,750	1,650	0	0
	461110	HUMANE SERVICES-	89,563	105,056	88,500	88,500
	460830	CIVIL SVS-CRT FEES-SQ	56,939	57,577	102,585	102,585
	460835	CIVIL SVS-JUVI REC SEAL FEE	0	0	0	0
	460840	CIVIL PROCESS SVS-FILING FEES	9,347	42,888	0	0
	460910	ESTATE FEES	520,586	452,609	462,332	462,332
	461310	RECORDING FEES	1,120,668	968,301	1,147,834	1,147,834
	460815	CIVIL PROCESSING SVS-GARNISHMT	2,272	2,144	2,300	2,300
<i>Total Charges for Current Services</i>			50,322,082	48,651,635	43,687,161	43,687,161
<i>Miscellaneous Revenues</i>						
	470410	MISCELLANEOUS	48,624	256,493	16,300	16,300
	470395	MIS REV-SPECIAL DIST OPEB REIM	19,278	0	0	0
	470345	MISC REV-TICKET SALES	0	216,908	239,500	239,500
	470390	MIS REV-PER PROP SALES	106,993	134,112	125,000	125,000



## County of Marin

### Detail of Additional Financing Sources by Fund and Account Governmental Funds Fiscal Year 2017-18

Fund Name 1	Financing Source Category 2	Financing Source Account 3	2015-16 Actual 4	2016-17 Estimated 5	2017-18 Recommended 6	2017-18 Adopted by the Board of Supervisors 7
		470380 MISC REV-JURY DUTY REIM	40	0	0	0
		470365 MISC REVENUE - SETTLEMENTS	0	11,699	0	0
		470360 MISC REV-INSURANCE HANDLING	0	1,505	665	665
		470350 MISC REV-BANKCARD FEES	(4,287)	7,370	10,500	10,500
		470320 MIS REV-CANCEL WRNTS AND CHECK	346,269	13,627	278,698	278,698
		470310 MISC REVENUES	873,316	1,199,132	862,629	862,629
		470220 OTHER SALES-MAPS	2,906	3,725	5,148	5,148
		470215 OTH SALES-COPY MEDICAL RECORD	2,839	15	0	0
		470110 OTHER SALES	13	0	0	0
		470330 MIS REV-CONTRI AND DONATIONS	89,456	78,538	60,000	60,000
		470210 OTH SALES-LOT SPLIT AND MERGER	5,550	4,050	5,000	5,000
<b>Total Miscellaneous Revenues</b>			<b>1,490,997</b>	<b>1,927,174</b>	<b>1,603,440</b>	<b>1,603,440</b>
<b>Other Financing Sources</b>						
		480490 TRANSFERS-IN-FEDERAL SAPT	1,840,635	0	0	0
		480450 TRANSFERS-IN-STATE APS	702,575	0	0	0
		480455 TRANSFERS-IN-CAL WORKS ASSIST	1,705,139	0	0	0
		480460 TRANSFERS-IN-MEDICAL ADMIN ACT	1,194,866	0	0	0
		480465 TRANSFERS-IN-MANAGED CARE	1,258,711	0	0	0
		480470 TRANSFERS-IN-PROP 63 MH	7,742,019	0	0	0

## County of Marin

### Detail of Additional Financing Sources by Fund and Account Governmental Funds Fiscal Year 2017-18

Fund Name	Financing Source Category	Financing Source Account	2015-16 Actual	2016-17 Estimated	2017-18 Recommended	2017-18 Adopted by the Board of Supervisors
1	2	3	4	5	6	7
		480445 TRANSFERS-IN-STATE CWS	2,832,059	0	0	0
		480485 TRANSFERS-IN-WOMEN & CHILD RES	508,320	0	0	0
		480495 TRANSFERS-IN-STATE INTRGOV REV	551,773	0	0	0
		480480 TRANSFERS-IN-STATE DRUG MEDCAL	851,557	0	0	0
		480210 Transfers-In	7,780,370	3,890,910	1,676,590	1,676,590
		480440 TRANSFERS-IN-FOSTER CARE ADMIN	93,062	0	0	0
		480310 TRANSFERS-IN-REALIGNMENT VLF	8,731,567	0	0	0
		480315 TRANSFERS-IN-REAL SALES TAX	23,817,039	0	0	0
		480410 TRANSFERS-IN-DOMESTIC VIOLENCE	53,183	0	0	0
		480420 TRANSFERS-IN-CHILD ABUSE PREV	106,260	0	0	0
		480425 TRANSFERS-IN-FOSTER CARE ASIST	2,476,946	0	0	0
		480430 TRANSFERS-IN-STATE ADOPTN AST	1,131,567	0	0	0
		480475 TRANSFERS-IN-EPSDT	1,335,384	0	0	0
		480435 TRANSFERS-IN-STATE ADOPTN ADMN	446,021	0	0	0
		480415 TRANSFERS-IN-CHILD ABUSE FEES	49,992	0	0	0
<i>Total Other Financing Sources</i>			65,209,045	3,890,910	1,676,590	1,676,590
<b>Total 1000 General Fund</b>			<b>435,764,729</b>	<b>320,058,857</b>	<b>297,285,405</b>	<b>297,285,405</b>

## County of Marin

### Detail of Additional Financing Sources by Fund and Account Governmental Funds Fiscal Year 2017-18

Fund Name	Financing Source Category	Financing Source Account	2015-16 Actual	2016-17 Estimated	2017-18 Recommended	2017-18 Adopted by the Board of Supervisors
1	2	3	4	5	6	7
<b>1010 Miscellaneous Projects</b>						
<i>Intergovernmental Revenues</i>						
		451970 STATE-OTHER	0	2,204,491	0	0
		452610 FEDERAL-OTHER	0	1,542,099	0	0
		453110 OTH-GOVERNMENTAL AGENCIES	0	967,187	0	0
<i>Total Intergovernmental Revenues</i>			0	4,713,777	0	0
<i>Charges for Current Services</i>						
		460710 PLANNING AND ENG SVS	0	66,260	0	0
<i>Total Charges for Current Services</i>			0	66,260	0	0
<i>Miscellaneous Revenues</i>						
		470310 MISC REVENUES	0	30,063	0	0
<i>Total Miscellaneous Revenues</i>			0	30,063	0	0
<i>Other Financing Sources</i>						
		480210 Transfers-In	0	(4,597)	0	0
<i>Total Other Financing Sources</i>			0	(4,597)	0	0
<b>Total 1010 Miscellaneous Projects</b>			<b>0</b>	<b>4,805,503</b>	<b>0</b>	<b>0</b>
<b>Total General Fund</b>			<b>435,764,729</b>	<b>324,864,360</b>	<b>297,285,405</b>	<b>297,285,405</b>

## County of Marin

### Detail of Additional Financing Sources by Fund and Account Governmental Funds Fiscal Year 2017-18

Fund Name	Financing Source Category	Financing Source Account	2015-16 Actual	2016-17 Estimated	2017-18 Recommended	2017-18 Adopted by the Board of Supervisors
1	2	3	4	5	6	7

#### Special Revenue Funds

##### 2010 Local Vital Health Statistics

###### *Use of Money and Property*

441115 INVESTMT INCOME-INT POOLED	26	63	0	0
-----------------------------------	----	----	---	---

<i>Total Use of Money and Property</i>	26	63	0	0
--	----	----	---	---

###### *Charges for Current Services*

461310 RECORDING FEES	1,323	1,770	0	0
-----------------------	-------	-------	---	---

<i>Total Charges for Current Services</i>	1,323	1,770	0	0
---	-------	-------	---	---

<b>Total 2010 Local Vital Health Statistics</b>	<b>1,349</b>	<b>1,833</b>	<b>0</b>	<b>0</b>
---	--------------	--------------	----------	----------

##### 2020 Electronic Recording Delivery Systems

###### *Use of Money and Property*

441115 INVESTMT INCOME-INT POOLED	930	2,161	0	0
-----------------------------------	-----	-------	---	---

<i>Total Use of Money and Property</i>	930	2,161	0	0
--	-----	-------	---	---

###### *Charges for Current Services*

461310 RECORDING FEES	62,837	64,391	60,000	60,000
-----------------------	--------	--------	--------	--------

<i>Total Charges for Current Services</i>	62,837	64,391	60,000	60,000
---	--------	--------	--------	--------

<b>Total 2020 Electronic Recording Delivery Systems</b>	<b>63,767</b>	<b>66,552</b>	<b>60,000</b>	<b>60,000</b>
---	---------------	---------------	---------------	---------------

# County of Marin

## Detail of Additional Financing Sources by Fund and Account Governmental Funds Fiscal Year 2017-18

Fund Name	Financing Source Category	Financing Source Account	2015-16 Actual	2016-17 Estimated	2017-18 Recommended	2017-18 Adopted by the Board of Supervisors
1	2	3	4	5	6	7
<b>2030 Records Modernization (GC 27361)</b>						
<i>Use of Money and Property</i>						
		441115 INVESTMT INCOME-INT POOLED	2,896	6,928	0	0
<i>Total Use of Money and Property</i>			2,896	6,928	0	0
<i>Charges for Current Services</i>						
		461310 RECORDING FEES	310,537	321,386	360,000	360,000
<i>Total Charges for Current Services</i>			310,537	321,386	360,000	360,000
<b>Total 2030 Records Modernization (GC 27361)</b>			<b>313,433</b>	<b>328,314</b>	<b>360,000</b>	<b>360,000</b>
<b>2040 Micrographics Conversion (GF 27361.4)</b>						
<i>Use of Money and Property</i>						
		441115 INVESTMT INCOME-INT POOLED	1,426	3,153	0	0
<i>Total Use of Money and Property</i>			1,426	3,153	0	0
<i>Charges for Current Services</i>						
		461310 RECORDING FEES	62,837	64,391	90,000	90,000
<i>Total Charges for Current Services</i>			62,837	64,391	90,000	90,000
<b>Total 2040 Micrographics Conversion (GF 27361.4)</b>			<b>64,263</b>	<b>67,544</b>	<b>90,000</b>	<b>90,000</b>
<b>2050 Vital Records Modernization (SB 1535)</b>						
<i>Use of Money and Property</i>						
		441115 INVESTMT INCOME-INT POOLED	238	544	0	0

## County of Marin

### Detail of Additional Financing Sources by Fund and Account Governmental Funds Fiscal Year 2017-18

Fund Name	Financing Source Category	Financing Source Account	2015-16 Actual	2016-17 Estimated	2017-18 Recommended	2017-18 Adopted by the Board of Supervisors
1	2	3	4	5	6	7
<i>Total Use of Money and Property</i>			238	544	0	0
<i>Charges for Current Services</i>						
	461310	RECORDING FEES	18,174	18,559	15,000	15,000
<i>Total Charges for Current Services</i>			18,174	18,559	15,000	15,000
<i>Miscellaneous Revenues</i>						
	470320	MIS REV-CANCEL WRNTS AND CHECK	1	0	0	0
<i>Total Miscellaneous Revenues</i>			1	0	0	0
<b>Total 2050 Vital Records Modernization (SB 1535)</b>			<b>18,413</b>	<b>19,103</b>	<b>15,000</b>	<b>15,000</b>
<b>2060 SSN Truncation Program</b>						
<i>Fines, Forfeitures, and Penalties</i>						
	431210	OTHER COURT FINES	0	0	0	0
<i>Total Fines, Forfeitures, and Penalties</i>			0	0	0	0
<i>Use of Money and Property</i>						
	441115	INVESTMT INCOME-INT POOLED	370	867	0	0
<i>Total Use of Money and Property</i>			370	867	0	0
<i>Charges for Current Services</i>						
	461310	RECORDING FEES	62,837	64,391	70,000	70,000
<i>Total Charges for Current Services</i>			62,837	64,391	70,000	70,000

# County of Marin

## Detail of Additional Financing Sources by Fund and Account Governmental Funds Fiscal Year 2017-18

Fund Name	Financing Source Category	Financing Source Account	2015-16 Actual	2016-17 Estimated	2017-18 Recommended	2017-18 Adopted by the Board of Supervisors
1	2	3	4	5	6	7
<i>Other Financing Sources</i>						
		480210 Transfers-In	0	5,000	0	0
<i>Total Other Financing Sources</i>			0	5,000	0	0
<b>Total 2060 SSN Truncation Program</b>			<b>63,207</b>	<b>70,258</b>	<b>70,000</b>	<b>70,000</b>
<b>2070 Planning In-Lieu Housing</b>						
<i>Licenses, Permits and Franchises</i>						
		421710 OTHER LICENSES AND PERMITS	433,420	220,295	0	0
<i>Total Licenses, Permits and Franchises</i>			433,420	220,295	0	0
<i>Use of Money and Property</i>						
		441110 INVESTMT INCOME-INT	25,360	58,758	0	0
		441115 INVESTMT INCOME-INT POOLED	13,612	23,879	0	0
		441215 RENTS AND CONCESSIONS-PROP	31,357	29,629	0	0
<i>Total Use of Money and Property</i>			70,329	112,266	0	0
<i>Charges for Current Services</i>						
		462610 CHRGS FOR CUR SVCS-OTHER	18,340	17,473	0	0
		462660 OTHER-CENTRAL SERVICES	0	24,660	450,000	450,000
<i>Total Charges for Current Services</i>			18,340	42,133	450,000	450,000
<i>Miscellaneous Revenues</i>						
		470310 MISC REVENUES	0	757,600	0	0

## County of Marin

### Detail of Additional Financing Sources by Fund and Account Governmental Funds Fiscal Year 2017-18

Fund Name	Financing Source Category	Financing Source Account	2015-16 Actual	2016-17 Estimated	2017-18 Recommended	2017-18 Adopted by the Board of Supervisors
1	2	3	4	5	6	7
<i>Total Miscellaneous Revenues</i>			0	757,600	0	0
<i>Other Financing Sources</i>						
	480210	Transfers-In	250,000	1,250,000	250,000	250,000
<i>Total Other Financing Sources</i>			250,000	1,250,000	250,000	250,000
<b>Total 2070 Planning In-Lieu Housing</b>			<b>772,089</b>	<b>2,382,294</b>	<b>700,000</b>	<b>700,000</b>
<b>2080 Building Inspection</b>						
<i>Licenses, Permits and Franchises</i>						
	421220	BUS LICENSES-5% ADMIN FEE	4,121	2,987	0	0
	421740	OTH LIC PER-ENFOR COST RECOV	10,082	4,190	10,000	10,000
	421325	CONST PERM-CA BLDG STDS FEE	590	1,043	500	500
	421310	CONSTRUCTION PERMITS	3,095,479	3,203,931	3,100,000	3,100,000
<i>Total Licenses, Permits and Franchises</i>			3,110,272	3,212,151	3,110,500	3,110,500
<i>Fines, Forfeitures, and Penalties</i>						
	431210	OTHER COURT FINES	0	723	0	0
<i>Total Fines, Forfeitures, and Penalties</i>			0	723	0	0
<i>Use of Money and Property</i>						
	441115	INVESTMT INCOME-INT POOLED	4,967	9,370	0	0
<i>Total Use of Money and Property</i>			4,967	9,370	0	0



## County of Marin

### Detail of Additional Financing Sources by Fund and Account Governmental Funds Fiscal Year 2017-18

Fund Name	Financing Source Category	Financing Source Account	2015-16 Actual	2016-17 Estimated	2017-18 Recommended	2017-18 Adopted by the Board of Supervisors
1	2	3	4	5	6	7
<i>Intergovernmental Revenues</i>						
		453110 OTH-GOVERNMENTAL AGENCIES	11,000	0	0	0
<i>Total Intergovernmental Revenues</i>			11,000	0	0	0
<i>Charges for Current Services</i>						
		460720 PLAN AND ENG SVS-TECHNLGY FEE	55,035	73,767	50,000	50,000
		462660 OTHER-CENTRAL SERVICES	491	1,773	2,000	2,000
<i>Total Charges for Current Services</i>			55,526	75,540	52,000	52,000
<i>Miscellaneous Revenues</i>						
		470310 MISC REVENUES	20	0	0	0
		470320 MIS REV-CANCEL WRNTS AND CHECK	0	0	0	0
		470110 OTHER SALES	0	0	0	0
<i>Total Miscellaneous Revenues</i>			20	0	0	0
<b>Total 2080 Building Inspection</b>			<b>3,181,785</b>	<b>3,297,784</b>	<b>3,162,500</b>	<b>3,162,500</b>
<b>2090 Environmental Health Services</b>						
<i>Taxes</i>						
		411125 PROP TAX CUR SEC SPL BEN TAX	2,476	0	0	0
<i>Total Taxes</i>			2,476	0	0	0
<i>Licenses, Permits and Franchises</i>						
		421740 OTH LIC PER-ENFOR COST RECOV	35,744	35,309	49,244	49,244

# County of Marin

## Detail of Additional Financing Sources by Fund and Account Governmental Funds Fiscal Year 2017-18

Fund Name 1	Financing Source Category 2	Financing Source Account 3	2015-16 Actual 4	2016-17 Estimated 5	2017-18 Recommended 6	2017-18 Adopted by the Board of Supervisors 7
	421210	BUSINESS LICENSES	1,397,149	1,601,548	1,584,534	1,584,534
	421320	CONST PERMITS - BLDG	39,190	60,698	46,350	46,350
	421330	CONSTRUCTION PERMITS - BLDG	372,621	394,387	360,000	360,000
	421710	OTHER LICENSES AND PERMITS	863,217	965,049	949,506	949,506
	421715	OTH LIC AND PERM-SEPTIC TNKS	355,670	430,964	483,070	483,070
	421720	OTH LIC AND PERM-PUMP TRUCKS	32,675	39,673	37,595	37,595
	421725	OTH LIC PERM-SMALL WTR WELLS	51,479	116,322	178,190	178,190
	421730	OTH LIC PER-SMALL PUB WTR SYS	134,274	25,750	33,949	33,949
<i>Total Licenses, Permits and Franchises</i>			3,282,019	3,669,700	3,722,438	3,722,438
<i>Use of Money and Property</i>						
	441115	INVESTMT INCOME-INT POOLED	1,191	2,623	0	0
<i>Total Use of Money and Property</i>			1,191	2,623	0	0
<i>Intergovernmental Revenues</i>						
	451970	STATE-OTHER	161,864	199,050	220,000	220,000
<i>Total Intergovernmental Revenues</i>			161,864	199,050	220,000	220,000
<i>Charges for Current Services</i>						
	460120	TAX COL FEES ADM (CTRA)	(1,782)	(1,766)	0	0
	460720	PLAN AND ENG SVS-TECHNLGY FEE	52,129	57,810	47,132	47,132
	461515	SANITATION SVS-MEDICAL WASTE	172,143	176,193	90,125	90,125

# County of Marin

## Detail of Additional Financing Sources by Fund and Account Governmental Funds Fiscal Year 2017-18

Fund Name	Financing Source Category	Financing Source Account	2015-16 Actual	2016-17 Estimated	2017-18 Recommended	2017-18 Adopted by the Board of Supervisors
1	2	3	4	5	6	7
	462610	CHRGs FOR CUR SVCS-OTHER	0	5,900	0	0
	462660	OTHER-CENTRAL SERVICES	1,034	955	1,000	1,000
	463110	INTERFUND REVENUE	6,481	105,383	105,000	105,000
	463445	INTERFUND REVENUE-SAL GRANT	0	0	4,000	4,000
<i>Total Charges for Current Services</i>			230,005	344,475	247,257	247,257
<i>Miscellaneous Revenues</i>						
	470330	MIS REV-CONTRI AND DONATIONS	0	38,000	0	0
	470370	MISC REV-TATTOO REV	4,392	6,788	3,605	3,605
	470310	MISC REVENUES	2	50,000	0	0
<i>Total Miscellaneous Revenues</i>			4,394	94,788	3,605	3,605
<i>Other Financing Sources</i>						
	480210	Transfers-In	0	29,622	0	0
<i>Total Other Financing Sources</i>			0	29,622	0	0
<b>Total 2090 Environmental Health Services</b>			<b>3,681,949</b>	<b>4,340,258</b>	<b>4,193,300</b>	<b>4,193,300</b>
<b>2100 HUD Fund</b>						
<i>Intergovernmental Revenues</i>						
	452510	FEDERAL-IN-LIEU TAXES	0	0	1,732,870	1,732,870
	452515	FEDERAL-OTHER - HUD	2,200,171	2,276,372	0	0

## County of Marin

### Detail of Additional Financing Sources by Fund and Account Governmental Funds Fiscal Year 2017-18

Fund Name	Financing Source Category	Financing Source Account	2015-16 Actual	2016-17 Estimated	2017-18 Recommended	2017-18 Adopted by the Board of Supervisors
1	2	3	4	5	6	7
<i>Total Intergovernmental Revenues</i>			2,200,171	2,276,372	1,732,870	1,732,870
<b>Total 2100 HUD Fund</b>			<b>2,200,171</b>	<b>2,276,372</b>	<b>1,732,870</b>	<b>1,732,870</b>
<b>2110 East Shore Wastewater Maintenance Fund</b>						
<i>Taxes</i>						
		411125 PROP TAX CUR SEC SPL BEN TAX	63,425	65,327	67,000	67,000
<i>Total Taxes</i>			63,425	65,327	67,000	67,000
<i>Use of Money and Property</i>						
		441115 INVESTMT INCOME-INT POOLED	185	413	0	0
<i>Total Use of Money and Property</i>			185	413	0	0
<i>Charges for Current Services</i>						
		460120 TAX COL FEES ADM (CTRA)	(234)	(306)	0	0
<i>Total Charges for Current Services</i>			(234)	(306)	0	0
<i>Miscellaneous Revenues</i>						
		470310 MISC REVENUES	0	5,518	0	0
<i>Total Miscellaneous Revenues</i>			0	5,518	0	0
<b>Total 2110 East Shore Wastewater Maintenance Fund</b>			<b>63,376</b>	<b>70,952</b>	<b>67,000</b>	<b>67,000</b>

## County of Marin

### Detail of Additional Financing Sources by Fund and Account Governmental Funds Fiscal Year 2017-18

Fund Name	Financing Source Category	Financing Source Account	2015-16 Actual	2016-17 Estimated	2017-18 Recommended	2017-18 Adopted by the Board of Supervisors
1	2	3	4	5	6	7
<b>2120 Child Support Services</b>						
<i>Use of Money and Property</i>						
	441115	INVESTMT INCOME-INT POOLED	1,629	3,295	2,000	2,000
<i>Total Use of Money and Property</i>			1,629	3,295	2,000	2,000
<i>Intergovernmental Revenues</i>						
	452610	FEDERAL-OTHER	3,960,712	3,611,623	3,819,987	3,819,987
	452210	FEDERAL-PUB ASSIST PRG	2,834	3,321	50,000	50,000
<i>Total Intergovernmental Revenues</i>			3,963,546	3,614,944	3,869,987	3,869,987
<i>Charges for Current Services</i>						
	463450	INTERFUND REVENUE-RENT	0	0	0	0
	462610	CHRGs FOR CUR SVCS-OTHER	2,000	0	0	0
<i>Total Charges for Current Services</i>			2,000	0	0	0
<i>Miscellaneous Revenues</i>						
	470310	MISC REVENUES	331	1	0	0
	470320	MIS REV-CANCEL WRNTS AND CHECK	95	0	135,149	135,149
<i>Total Miscellaneous Revenues</i>			426	1	135,149	135,149
<b>Total 2120 Child Support Services</b>			<b>3,967,601</b>	<b>3,618,240</b>	<b>4,007,136</b>	<b>4,007,136</b>

# County of Marin

## Detail of Additional Financing Sources by Fund and Account Governmental Funds Fiscal Year 2017-18

Fund Name	Financing Source Category	Financing Source Account	2015-16 Actual	2016-17 Estimated	2017-18 Recommended	2017-18 Adopted by the Board of Supervisors
1	2	3	4	5	6	7
<b>2130 DOJ Equitable Sharing Program</b>						
<i>Use of Money and Property</i>						
		441115 INVESTMT INCOME-INT POOLED	305	522	0	0
<i>Total Use of Money and Property</i>			305	522	0	0
<i>Intergovernmental Revenues</i>						
		452610 FEDERAL-OTHER	11,952	0	0	0
<i>Total Intergovernmental Revenues</i>			11,952	0	0	0
<b>Total 2130 DOJ Equitable Sharing Program</b>			<b>12,257</b>	<b>522</b>	<b>0</b>	<b>0</b>
<b>2140 High Tech Theft Apprehension &amp; Prosecution (Cnty)</b>						
<i>Use of Money and Property</i>						
		441115 INVESTMT INCOME-INT POOLED	650	1,611	0	0
<i>Total Use of Money and Property</i>			650	1,611	0	0
<i>Intergovernmental Revenues</i>						
		451970 STATE-OTHER	1,432,393	1,437,908	3,078,791	3,078,791
<i>Total Intergovernmental Revenues</i>			1,432,393	1,437,908	3,078,791	3,078,791
<b>Total 2140 High Tech Theft Apprehension &amp; Prosecution (Cnty)</b>			<b>1,433,043</b>	<b>1,439,519</b>	<b>3,078,791</b>	<b>3,078,791</b>
<b>2150 MCERA Employees</b>						
<i>Intergovernmental Revenues</i>						
		453110 OTH-GOVERNMENTAL AGENCIES	2,368,071	2,329,386	0	0

## County of Marin

### Detail of Additional Financing Sources by Fund and Account Governmental Funds Fiscal Year 2017-18

Fund Name	Financing Source Category	Financing Source Account	2015-16 Actual	2016-17 Estimated	2017-18 Recommended	2017-18 Adopted by the Board of Supervisors
1	2	3	4	5	6	7
<i>Total Intergovernmental Revenues</i>			2,368,071	2,329,386	0	0
<i>Miscellaneous Revenues</i>						
	470310	MISC REVENUES	0	0	2,736,000	2,736,000
<i>Total Miscellaneous Revenues</i>			0	0	2,736,000	2,736,000
<b>Total 2150 MCERA Employees</b>			<b>2,368,071</b>	<b>2,329,386</b>	<b>2,736,000</b>	<b>2,736,000</b>
<b>2160 Road</b>						
<i>Use of Money and Property</i>						
	441115	INVESTMT INCOME-INT POOLED	9,135	11,713	5,000	5,000
<i>Total Use of Money and Property</i>			9,135	11,713	5,000	5,000
<i>Intergovernmental Revenues</i>						
	451110	STATE-HWY USERS TAX STATE	2,764,631	2,560,309	2,700,000	2,700,000
	451970	STATE-OTHER	0	251,264	251,264	251,264
	451120	STATE-BUS LIC TAX HIWAY CAR	1,257,520	1,138,655	1,050,000	1,050,000
	451130	STATE-HWY USER TXS-PROP 42 REP	1,178,570	569,418	1,830,000	1,830,000
<i>Total Intergovernmental Revenues</i>			5,200,721	4,519,646	5,831,264	5,831,264
<i>Charges for Current Services</i>						
	460740	PURCHASING FEES	19,452	735	75,000	75,000
	463110	INTERFUND REVENUE	0	710	0	0

## County of Marin

### Detail of Additional Financing Sources by Fund and Account Governmental Funds Fiscal Year 2017-18

Fund Name 1	Financing Source Category 2	Financing Source Account 3	2015-16 Actual 4	2016-17 Estimated 5	2017-18 Recommended 6	2017-18 Adopted by the Board of Supervisors 7
		463415 INTER-FUND COST REC-DPW SAL	227,679	168,350	982,840	982,840
<i>Total Charges for Current Services</i>			247,131	169,795	1,057,840	1,057,840
<i>Miscellaneous Revenues</i>						
		470310 MISC REVENUES	2,600	10,431	0	0
		470320 MIS REV-CANCEL WRNTS AND CHECK	68,271	1,053	60,000	60,000
		470410 MISCELLANEOUS	0	89	0	0
<i>Total Miscellaneous Revenues</i>			70,871	11,573	60,000	60,000
<i>Other Financing Sources</i>						
		480540 TRANSFERS IN - DISCRETIONARY	0	0	750,000	750,000
		480210 Transfers-In	2,503,786	750,000	0	0
		480510 TRANSFERS IN - MOE	0	753,786	753,786	753,786
		480520 TRANSFERS IN-COUNTY WIDE INIT	0	1,000,000	1,000,000	1,000,000
<i>Total Other Financing Sources</i>			2,503,786	2,503,786	2,503,786	2,503,786
<b>Total 2160 Road</b>			<b>8,031,644</b>	<b>7,216,513</b>	<b>9,457,890</b>	<b>9,457,890</b>
<b>2170 Survey Monument Preservation</b>						
<i>Licenses, Permits and Franchises</i>						
		421710 OTHER LICENSES AND PERMITS	39,660	11,570	20,000	20,000
<i>Total Licenses, Permits and Franchises</i>			39,660	11,570	20,000	20,000



## County of Marin

### Detail of Additional Financing Sources by Fund and Account Governmental Funds Fiscal Year 2017-18

Fund Name	Financing Source Category	Financing Source Account	2015-16 Actual	2016-17 Estimated	2017-18 Recommended	2017-18 Adopted by the Board of Supervisors
1	2	3	4	5	6	7
<i>Use of Money and Property</i>						
		441115 INVESTMT INCOME-INT POOLED	354	711	0	0
<i>Total Use of Money and Property</i>			354	711	0	0
<b>Total 2170 Survey Monument Preservation</b>			<b>40,014</b>	<b>12,281</b>	<b>20,000</b>	<b>20,000</b>
<b>2180 Tidelands Use Fees</b>						
<i>Use of Money and Property</i>						
		441115 INVESTMT INCOME-INT POOLED	221	569	0	0
		441215 RENTS AND CONCESSIONS-PROP	16,254	24,614	0	0
<i>Total Use of Money and Property</i>			16,475	25,183	0	0
<b>Total 2180 Tidelands Use Fees</b>			<b>16,475</b>	<b>25,183</b>	<b>0</b>	<b>0</b>
<b>2200 Roadway Impact Fees</b>						
<i>Licenses, Permits and Franchises</i>						
		421410 ROAD PRIVILEGES AND PERMITS	1,056,916	1,562,912	750,000	750,000
<i>Total Licenses, Permits and Franchises</i>			1,056,916	1,562,912	750,000	750,000
<i>Use of Money and Property</i>						
		441115 INVESTMT INCOME-INT POOLED	5,107	9,774	0	0
<i>Total Use of Money and Property</i>			5,107	9,774	0	0
<b>Total 2200 Roadway Impact Fees</b>			<b>1,062,023</b>	<b>1,572,686</b>	<b>750,000</b>	<b>750,000</b>

# County of Marin

## Detail of Additional Financing Sources by Fund and Account Governmental Funds Fiscal Year 2017-18

Fund Name	Financing Source Category	Financing Source Account	2015-16 Actual	2016-17 Estimated	2017-18 Recommended	2017-18 Adopted by the Board of Supervisors
1	2	3	4	5	6	7
<b>2210 Traffic - Tamalpais Community Plan Area</b>						
<i>Use of Money and Property</i>						
		441115 INVESTMT INCOME-INT POOLED	266	648	0	0
<i>Total Use of Money and Property</i>			266	648	0	0
<i>Charges for Current Services</i>						
		462610 CHRGS FOR CUR SVCS-OTHER	16,334	16,712	0	0
<i>Total Charges for Current Services</i>			16,334	16,712	0	0
<b>Total 2210 Traffic - Tamalpais Community Plan Area</b>			<b>16,600</b>	<b>17,360</b>	<b>0</b>	<b>0</b>
<b>2220 Traffic - Strawberry Interchange Plan</b>						
<i>Use of Money and Property</i>						
		441115 INVESTMT INCOME-INT POOLED	892	2,037	0	0
<i>Total Use of Money and Property</i>			892	2,037	0	0
<i>Charges for Current Services</i>						
		462610 CHRGS FOR CUR SVCS-OTHER	38,977	0	0	0
<i>Total Charges for Current Services</i>			38,977	0	0	0
<i>Miscellaneous Revenues</i>						
		470310 MISC REVENUES	0	5,806	0	0
<i>Total Miscellaneous Revenues</i>			0	5,806	0	0

# County of Marin

## Detail of Additional Financing Sources by Fund and Account Governmental Funds Fiscal Year 2017-18

Fund Name	Financing Source Category	Financing Source Account	2015-16 Actual	2016-17 Estimated	2017-18 Recommended	2017-18 Adopted by the Board of Supervisors
1	2	3	4	5	6	7
<b>Total 2220 Traffic - Strawberry Interchange Plan</b>			<b>39,869</b>	<b>7,843</b>	<b>0</b>	<b>0</b>
<b>2230 Traffic - West Sir Francis Drake</b>						
<i>Use of Money and Property</i>						
		441115 INVESTMT INCOME-INT POOLED	295	675	0	0
<i>Total Use of Money and Property</i>			295	675	0	0
<i>Charges for Current Services</i>						
		462610 CHRGS FOR CUR SVCS-OTHER	0	6,579	0	0
<i>Total Charges for Current Services</i>			0	6,579	0	0
<b>Total 2230 Traffic - West Sir Francis Drake</b>			<b>295</b>	<b>7,254</b>	<b>0</b>	<b>0</b>
<b>2240 Traffic - Atherton Avenue Interchange</b>						
<i>Use of Money and Property</i>						
		441115 INVESTMT INCOME-INT POOLED	868	1,921	0	0
<i>Total Use of Money and Property</i>			868	1,921	0	0
<b>Total 2240 Traffic - Atherton Avenue Interchange</b>			<b>868</b>	<b>1,921</b>	<b>0</b>	<b>0</b>
<b>2250 Zero Waste Public Outreach</b>						
<i>Licenses, Permits and Franchises</i>						
		421610 FRANCHISES	13,351	123,351	20,000	20,000
<i>Total Licenses, Permits and Franchises</i>			13,351	123,351	20,000	20,000
<i>Use of Money and Property</i>						

## County of Marin

### Detail of Additional Financing Sources by Fund and Account Governmental Funds Fiscal Year 2017-18

Fund Name 1	Financing Source Category 2	Financing Source Account 3	2015-16 Actual 4	2016-17 Estimated 5	2017-18 Recommended 6	2017-18 Adopted by the Board of Supervisors 7
		441115 INVESTMT INCOME-INT POOLED	463	1,040	0	0
		<i>Total Use of Money and Property</i>	463	1,040	0	0
<b>Total 2250 Zero Waste Public Outreach</b>			<b>13,814</b>	<b>124,391</b>	<b>20,000</b>	<b>20,000</b>
<b>2260 Non-Motorized Transportation Plan (NTPP)</b>						
<i>Use of Money and Property</i>						
		441115 INVESTMT INCOME-INT POOLED	840	(1,003)	0	0
		<i>Total Use of Money and Property</i>	840	(1,003)	0	0
<i>Intergovernmental Revenues</i>						
		452610 FEDERAL-OTHER	292,298	81,271	0	0
		<i>Total Intergovernmental Revenues</i>	292,298	81,271	0	0
<b>Total 2260 Non-Motorized Transportation Plan (NTPP)</b>			<b>293,138</b>	<b>80,268</b>	<b>0</b>	<b>0</b>
<b>2270 Off-Highway Motor Vehicle Trails (VC 42204)</b>						
<i>Use of Money and Property</i>						
		441115 INVESTMT INCOME-INT POOLED	60	136	0	0
		<i>Total Use of Money and Property</i>	60	136	0	0
<b>Total 2270 Off-Highway Motor Vehicle Trails (VC 42204)</b>			<b>60</b>	<b>136</b>	<b>0</b>	<b>0</b>

## County of Marin

### Detail of Additional Financing Sources by Fund and Account Governmental Funds Fiscal Year 2017-18

Fund Name	Financing Source Category	Financing Source Account	2015-16 Actual	2016-17 Estimated	2017-18 Recommended	2017-18 Adopted by the Board of Supervisors
1	2	3	4	5	6	7

**2280 Hospital Preparedness Program (HPP)**

*Use of Money and Property*

441115 INVESTMT INCOME-INT POOLED	350	2,488	0	0
-----------------------------------	-----	-------	---	---

<i>Total Use of Money and Property</i>	350	2,488	0	0
--	-----	-------	---	---

*Intergovernmental Revenues*

451970 STATE-OTHER	62,350	47,845	385,640	385,640
--------------------	--------	--------	---------	---------

452610 FEDERAL-OTHER	290,450	451,426	441,689	441,689
----------------------	---------	---------	---------	---------

<i>Total Intergovernmental Revenues</i>	352,800	499,271	827,329	827,329
---	---------	---------	---------	---------

<b>Total 2280 Hospital Preparedness Program (HPP)</b>	<b>353,150</b>	<b>501,759</b>	<b>827,329</b>	<b>827,329</b>
---	----------------	----------------	----------------	----------------

**2290 California Tobacco Control Program (CTCP)**

*Licenses, Permits and Franchises*

421210 BUSINESS LICENSES	800	0	0	0
--------------------------	-----	---	---	---

<i>Total Licenses, Permits and Franchises</i>	800	0	0	0
---	-----	---	---	---

*Use of Money and Property*

441115 INVESTMT INCOME-INT POOLED	153	(2)	0	0
-----------------------------------	-----	-----	---	---

<i>Total Use of Money and Property</i>	153	(2)	0	0
--	-----	-----	---	---

*Intergovernmental Revenues*

451970 STATE-OTHER	150,000	150,000	150,000	150,000
--------------------	---------	---------	---------	---------

## County of Marin

### Detail of Additional Financing Sources by Fund and Account Governmental Funds Fiscal Year 2017-18

Fund Name	Financing Source Category	Financing Source Account	2015-16 Actual	2016-17 Estimated	2017-18 Recommended	2017-18 Adopted by the Board of Supervisors
1	2	3	4	5	6	7
<i>Total Intergovernmental Revenues</i>			150,000	150,000	150,000	150,000
<b>Total 2290 California Tobacco Control Program (CTCP)</b>			<b>150,953</b>	<b>149,998</b>	<b>150,000</b>	<b>150,000</b>
<b>2300 Domestic Violence (W&amp;I 18305)</b>						
<i>Licenses, Permits and Franchises</i>						
		421710 OTHER LICENSES AND PERMITS	53,137	52,579	66,000	66,000
<i>Total Licenses, Permits and Franchises</i>			53,137	52,579	66,000	66,000
<i>Use of Money and Property</i>						
		441115 INVESTMT INCOME-INT POOLED	58	106	0	0
<i>Total Use of Money and Property</i>			58	106	0	0
<b>Total 2300 Domestic Violence (W&amp;I 18305)</b>			<b>53,195</b>	<b>52,685</b>	<b>66,000</b>	<b>66,000</b>
<b>2310 Children's Trust (AB 2994)</b>						
<i>Use of Money and Property</i>						
		441115 INVESTMT INCOME-INT POOLED	99	168	0	0
<i>Total Use of Money and Property</i>			99	168	0	0
<i>Intergovernmental Revenues</i>						
		451970 STATE-OTHER	0	23,844	23,400	23,400
<i>Total Intergovernmental Revenues</i>			0	23,844	23,400	23,400
<i>Charges for Current Services</i>						

## County of Marin

### Detail of Additional Financing Sources by Fund and Account Governmental Funds Fiscal Year 2017-18

Fund Name	Financing Source Category	Financing Source Account	2015-16 Actual	2016-17 Estimated	2017-18 Recommended	2017-18 Adopted by the Board of Supervisors
1	2	3	4	5	6	7
		461310 RECORDING FEES	35,852	17,943	0	0
<i>Total Charges for Current Services</i>			35,852	17,943	0	0
<i>Miscellaneous Revenues</i>						
		470320 MIS REV-CANCEL WRNTS AND CHECK	4	0	0	0
<i>Total Miscellaneous Revenues</i>			4	0	0	0
<b>Total 2310 Children's Trust (AB 2994)</b>			<b>35,955</b>	<b>41,955</b>	<b>23,400</b>	<b>23,400</b>
<b>2320 SocSvcsRealignment</b>						
<i>Intergovernmental Revenues</i>						
		451310 STATE-PUBLIC ASSIST PRG	0	2,352,311	140,432	140,432
		451810 STATE - HEALTH	9,945,784	9,534,158	10,777,653	10,777,653
		451950 STATE-OTH-REALGMENT VLF	216,588	216,588	0	0
<i>Total Intergovernmental Revenues</i>			10,162,372	12,103,057	10,918,085	10,918,085
<b>Total 2320 SocSvcsRealignment</b>			<b>10,162,372</b>	<b>12,103,057</b>	<b>10,918,085</b>	<b>10,918,085</b>
<b>2330 Hlth SvcsRealignment</b>						
<i>Intergovernmental Revenues</i>						
		451810 STATE - HEALTH	772,527	677,027	10,249,402	10,249,402
		451950 STATE-OTH-REALGMENT VLF	7,879,456	8,436,976	0	0
<i>Total Intergovernmental Revenues</i>			8,651,983	9,114,003	10,249,402	10,249,402

# County of Marin

## Detail of Additional Financing Sources by Fund and Account Governmental Funds Fiscal Year 2017-18

Fund Name	Financing Source Category	Financing Source Account	2015-16 Actual	2016-17 Estimated	2017-18 Recommended	2017-18 Adopted by the Board of Supervisors
1	2	3	4	5	6	7
<b>Total 2330 Hlth SvcsRealignment</b>			<b>8,651,983</b>	<b>9,114,003</b>	<b>10,249,402</b>	<b>10,249,402</b>
<b>2340 Health Program</b>						
<i>Use of Money and Property</i>						
		441115 INVESTMT INCOME-INT POOLED	5,837	12,869	0	0
<i>Total Use of Money and Property</i>			5,837	12,869	0	0
<i>Intergovernmental Revenues</i>						
		452610 FEDERAL-OTHER	0	0	62,104	62,104
		451410 STATE-HEALTH ADMIN	505,688	1,042,434	305,761	305,761
		452310 FEDERAL-HEALTH ADMINISTRATION	67,758	43,103	80,000	80,000
<i>Total Intergovernmental Revenues</i>			573,446	1,085,537	447,865	447,865
<b>Total 2340 Health Program</b>			<b>579,283</b>	<b>1,098,406</b>	<b>447,865</b>	<b>447,865</b>
<b>2350 Emergency Medical Services (GC 76104)</b>						
<i>Fines, Forfeitures, and Penalties</i>						
		431230 OTH CRT FINES-MADDY FUNDS	658,130	584,611	765,255	765,255
<i>Total Fines, Forfeitures, and Penalties</i>			658,130	584,611	765,255	765,255
<i>Use of Money and Property</i>						
		441115 INVESTMT INCOME-INT POOLED	2,831	3,756	0	0
<i>Total Use of Money and Property</i>			2,831	3,756	0	0



# County of Marin

## Detail of Additional Financing Sources by Fund and Account Governmental Funds Fiscal Year 2017-18

Fund Name	Financing Source Category	Financing Source Account	2015-16 Actual	2016-17 Estimated	2017-18 Recommended	2017-18 Adopted by the Board of Supervisors
1	2	3	4	5	6	7
<b>Total 2350 Emergency Medical Services (GC 76104)</b>			<b>660,961</b>	<b>588,367</b>	<b>765,255</b>	<b>765,255</b>
<b>2360 MENTAL HEALTH REALIGNMENT</b>						
<i>Intergovernmental Revenues</i>						
		451810 STATE - HEALTH	11,897,075	12,292,204	11,817,205	11,817,205
		451950 STATE-OTH-REALGMENT VLF	635,523	650,459	0	0
<i>Total Intergovernmental Revenues</i>			<i>12,532,598</i>	<i>12,942,663</i>	<i>11,817,205</i>	<i>11,817,205</i>
<b>Total 2360 MENTAL HEALTH REALIGNMENT</b>			<b>12,532,598</b>	<b>12,942,663</b>	<b>11,817,205</b>	<b>11,817,205</b>
<b>2370 Mental Health Program</b>						
<i>Use of Money and Property</i>						
		441115 INVESTMT INCOME-INT POOLED	5,736	15,462	0	0
<i>Total Use of Money and Property</i>			<i>5,736</i>	<i>15,462</i>	<i>0</i>	<i>0</i>
<i>Intergovernmental Revenues</i>						
		451610 STATE - MENTAL HEALTH	0	0	200,000	200,000
		452210 FEDERAL-PUB ASSIST PRG	0	1,332,670	0	0
<i>Total Intergovernmental Revenues</i>			<i>0</i>	<i>1,332,670</i>	<i>200,000</i>	<i>200,000</i>
<b>Total 2370 Mental Health Program</b>			<b>5,736</b>	<b>1,348,132</b>	<b>200,000</b>	<b>200,000</b>
<b>2380 Mental Health Services Act (Prop 63)</b>						
<i>Use of Money and Property</i>						
		441115 INVESTMT INCOME-INT POOLED	40,955	110,090	0	0

## County of Marin

### Detail of Additional Financing Sources by Fund and Account Governmental Funds Fiscal Year 2017-18

Fund Name	Financing Source Category	Financing Source Account	2015-16 Actual	2016-17 Estimated	2017-18 Recommended	2017-18 Adopted by the Board of Supervisors
1	2	3	4	5	6	7
<i>Total Use of Money and Property</i>			40,955	110,090	0	0
<i>Intergovernmental Revenues</i>						
	451610	STATE - MENTAL HEALTH	8,056,062	12,372,252	13,816,073	13,816,073
<i>Total Intergovernmental Revenues</i>			8,056,062	12,372,252	13,816,073	13,816,073
<i>Other Financing Sources</i>						
	480470	TRANSFERS-IN-PROP 63 MH	0	12,346	0	0
<i>Total Other Financing Sources</i>			0	12,346	0	0
<b>Total 2380 Mental Health Services Act (Prop 63)</b>			<b>8,097,017</b>	<b>12,494,688</b>	<b>13,816,073</b>	<b>13,816,073</b>
<b>2390 Substance Abuse Prevention and Treatment (SAPT)</b>						
<i>Use of Money and Property</i>						
	441115	INVESTMT INCOME-INT POOLED	2,372	7,342	0	0
<i>Total Use of Money and Property</i>			2,372	7,342	0	0
<i>Intergovernmental Revenues</i>						
	452210	FEDERAL-PUB ASSIST PRG	1,840,964	1,398,434	2,010,347	2,010,347
<i>Total Intergovernmental Revenues</i>			1,840,964	1,398,434	2,010,347	2,010,347
<b>Total 2390 Substance Abuse Prevention and Treatment (SAPT)</b>			<b>1,843,336</b>	<b>1,405,776</b>	<b>2,010,347</b>	<b>2,010,347</b>

# County of Marin

## Detail of Additional Financing Sources by Fund and Account Governmental Funds Fiscal Year 2017-18

Fund Name	Financing Source Category	Financing Source Account	2015-16 Actual	2016-17 Estimated	2017-18 Recommended	2017-18 Adopted by the Board of Supervisors
1	2	3	4	5	6	7

<b>2400 Project Independence</b>						
<i>Use of Money and Property</i>						
		441115 INVESTMT INCOME-INT POOLED	(55)	0	0	0
<i>Total Use of Money and Property</i>			(55)	0	0	0
<i>Intergovernmental Revenues</i>						
		452610 FEDERAL-OTHER	0	0	0	0
<i>Total Intergovernmental Revenues</i>			0	0	0	0
<i>Miscellaneous Revenues</i>						
		470320 MIS REV-CANCEL WRNTS AND CHECK	375	0	0	0
<i>Total Miscellaneous Revenues</i>			375	0	0	0
<i>Other Financing Sources</i>						
		480210 Transfers-In	14,519	0	0	0
<i>Total Other Financing Sources</i>			14,519	0	0	0
<b>Total 2400 Project Independence</b>			<b>14,839</b>	<b>0</b>	<b>0</b>	<b>0</b>

<b>2410 Realignment - CalWORKS MOE</b>						
<i>Use of Money and Property</i>						
		441115 INVESTMT INCOME-INT POOLED	623	2	0	0
<i>Total Use of Money and Property</i>			623	2	0	0
<i>Intergovernmental Revenues</i>						

## County of Marin

### Detail of Additional Financing Sources by Fund and Account Governmental Funds Fiscal Year 2017-18

Fund Name 1	Financing Source Category 2	Financing Source Account 3	2015-16 Actual 4	2016-17 Estimated 5	2017-18 Recommended 6	2017-18 Adopted by the Board of Supervisors 7
		451310 STATE-PUBLIC ASSIST PRG	0	1,852,197	1,773,410	1,773,410
		451810 STATE - HEALTH	0	0	0	0
		451950 STATE-OTH-REALGMENT VLF	0	0	0	0
		452210 FEDERAL-PUB ASSIST PRG	1,703,755	0	0	0
<i>Total Intergovernmental Revenues</i>			1,703,755	1,852,197	1,773,410	1,773,410
<b>Total 2410 Realignment - CalWORKS MOE</b>			<b>1,704,378</b>	<b>1,852,199</b>	<b>1,773,410</b>	<b>1,773,410</b>
<b>2420 DHCS Intergovernmental Transfer Agreement</b>						
<i>Use of Money and Property</i>						
		441115 INVESTMT INCOME-INT POOLED	4,747	7,099	0	0
<i>Total Use of Money and Property</i>			4,747	7,099	0	0
<i>Intergovernmental Revenues</i>						
		452210 FEDERAL-PUB ASSIST PRG	0	0	154,092	154,092
		452610 FEDERAL-OTHER	2,620,582	0	133,418	133,418
		452613 FEDERAL-PARTNERSHIP HEALTH	0	1,065,338	0	0
<i>Total Intergovernmental Revenues</i>			2,620,582	1,065,338	287,510	287,510
<b>Total 2420 DHCS Intergovernmental Transfer Agreement</b>			<b>2,625,329</b>	<b>1,072,437</b>	<b>287,510</b>	<b>287,510</b>
<b>2430 Vital Statistics (SB 1535)</b>						
<i>Use of Money and Property</i>						
		441115 INVESTMT INCOME-INT POOLED	620	1,546	0	0

## County of Marin

### Detail of Additional Financing Sources by Fund and Account Governmental Funds Fiscal Year 2017-18

Fund Name	Financing Source Category	Financing Source Account	2015-16 Actual	2016-17 Estimated	2017-18 Recommended	2017-18 Adopted by the Board of Supervisors
1	2	3	4	5	6	7
<i>Total Use of Money and Property</i>			620	1,546	0	0
<i>Charges for Current Services</i>						
	461310	RECORDING FEES	37,215	43,972	0	0
<i>Total Charges for Current Services</i>			37,215	43,972	0	0
<b>Total 2430 Vital Statistics (SB 1535)</b>			<b>37,835</b>	<b>45,518</b>	<b>0</b>	<b>0</b>
<b>2440 Andrea Fox Fund</b>						
<i>Use of Money and Property</i>						
	441115	INVESTMT INCOME-INT POOLED	41	91	0	0
<i>Total Use of Money and Property</i>			41	91	0	0
<b>Total 2440 Andrea Fox Fund</b>			<b>41</b>	<b>91</b>	<b>0</b>	<b>0</b>
<b>2450 Child Car Seat Program</b>						
<i>Fines, Forfeitures, and Penalties</i>						
	431110	VEHICLE CODE FINE	2,786	2,291	0	0
<i>Total Fines, Forfeitures, and Penalties</i>			2,786	2,291	0	0
<i>Use of Money and Property</i>						
	441115	INVESTMT INCOME-INT POOLED	21	55	0	0
<i>Total Use of Money and Property</i>			21	55	0	0
<b>Total 2450 Child Car Seat Program</b>			<b>2,807</b>	<b>2,346</b>	<b>0</b>	<b>0</b>

# County of Marin

## Detail of Additional Financing Sources by Fund and Account Governmental Funds Fiscal Year 2017-18

Fund Name	Financing Source Category	Financing Source Account	2015-16 Actual	2016-17 Estimated	2017-18 Recommended	2017-18 Adopted by the Board of Supervisors
1	2	3	4	5	6	7

**2460 POST - Death Certificates**

*Use of Money and Property*

441115	INVESTMT INCOME-INT POOLED		43	105	0	0
--------	----------------------------	--	----	-----	---	---

<i>Total Use of Money and Property</i>			43	105	0	0
--	--	--	----	-----	---	---

*Charges for Current Services*

461310	RECORDING FEES		2,341	2,327	0	0
--------	----------------	--	-------	-------	---	---

<i>Total Charges for Current Services</i>			2,341	2,327	0	0
---	--	--	-------	-------	---	---

<b>Total 2460 POST - Death Certificates</b>			<b>2,384</b>	<b>2,432</b>	<b>0</b>	<b>0</b>
---	--	--	--------------	--------------	----------	----------

**2470 Marin County Library**

*Taxes*

411410	RESIDUAL PROP TAX-RPTTF (ABX1)		153,474	165,434	158,000	158,000
--------	--------------------------------	--	---------	---------	---------	---------

411820	OTH TAX-EXCES ERAF		1,550,793	1,626,469	1,650,000	1,650,000
--------	--------------------	--	-----------	-----------	-----------	-----------

411810	OTH TAX-CURR ERAF REV		85,410	385,699	65,000	65,000
--------	-----------------------	--	--------	---------	--------	--------

411540	PASS THRU PROP TX NV VNOK RDA		34	0	0	0
--------	-------------------------------	--	----	---	---	---

411520	PSTHRU PROP TX-NO HAMILTON RDA		26,922	32,090	27,000	27,000
--------	--------------------------------	--	--------	--------	--------	--------

411515	PSTHRU PROP TX-NOV DNTWN RDA		20,320	21,753	20,000	20,000
--------	------------------------------	--	--------	--------	--------	--------

411115	PROP TAX-CURR SEC-UNI		44,846	47,133	46,000	46,000
--------	-----------------------	--	--------	--------	--------	--------

411510	PASTHRU PRTAX HMILT N RDATA X I		32,559	37,228	27,000	27,000
--------	---------------------------------	--	--------	--------	--------	--------

411215	SUPP PROP TAX-CURR-UNSEC		2,546	2,660	3,000	3,000
--------	--------------------------	--	-------	-------	-------	-------

# County of Marin

## Detail of Additional Financing Sources by Fund and Account Governmental Funds Fiscal Year 2017-18

Fund Name	Financing Source Category	Financing Source Account	2015-16 Actual	2016-17 Estimated	2017-18 Recommended	2017-18 Adopted by the Board of Supervisors
1	2	3	4	5	6	7
		411210 SUPP PROP TAX-CURR	224,851	202,370	203,000	203,000
		411125 PROP TAX CUR SEC SPL BEN TAX	1,802,844	1,798,155	1,805,000	1,805,000
		411135 PROP TAX- PRIOR UNSEC	5,723	6,336	5,700	5,700
		411110 PROP TAX-CUR SECURED	7,689,864	8,164,361	8,600,000	8,600,000
		411030 PROP TAX-CURR UNSEC	154,788	160,716	160,000	160,000
		411310 SUPP PROP TAX-PRIOR-REDEM	3,583	8,248	6,500	6,500
<i>Total Taxes</i>			11,798,557	12,658,652	12,776,200	12,776,200
<i>Use of Money and Property</i>						
		441115 INVESTMT INCOME-INT POOLED	8,546	12,484	8,600	8,600
		441120 INVESTMT INCOME-ERAF INT	868	1,414	1,675	1,675
<i>Total Use of Money and Property</i>			9,414	13,898	10,275	10,275
<i>Intergovernmental Revenues</i>						
		451910 STATE-HOMEOWNERS PROP TAX RLF	43,911	43,259	44,000	44,000
		451970 STATE-OTHER	9,983	23,534	0	0
		451150 STATE-INLIEU TX-CALTRN	604	604	1,250	1,250
		452510 FEDERAL-IN-LIEU TAXES	0	9	0	0
<i>Total Intergovernmental Revenues</i>			54,498	67,406	45,250	45,250
<i>Charges for Current Services</i>						
		460120 TAX COL FEES ADM (CTRA)	0	(62,700)	(50,000)	(50,000)

## County of Marin

### Detail of Additional Financing Sources by Fund and Account Governmental Funds Fiscal Year 2017-18

Fund Name 1	Financing Source Category 2	Financing Source Account 3	2015-16 Actual 4	2016-17 Estimated 5	2017-18 Recommended 6	2017-18 Adopted by the Board of Supervisors 7
		460150 SB2557 ADMIN FEE (CONTRA)	(104,854)	(131,179)	(70,000)	(70,000)
		461810 LIBRARY SERVICES	244,814	167,819	150,000	150,000
		462610 CHRGS FOR CUR SVCS-OTHER	0	83,728	83,128	83,128
		462650 OTHER-MICROGRAPHIC	16,293	16,003	16,000	16,000
		462690 OTHER - CONTRACT REV	548,923	522,036	555,000	555,000
<i>Total Charges for Current Services</i>			705,176	595,707	684,128	684,128
<i>Miscellaneous Revenues</i>						
		470310 MISC REVENUES	43,061	23,719	22,000	22,000
		470320 MIS REV-CANCEL WRNTS AND CHECK	2,237	0	0	0
		470330 MIS REV-CONTRI AND DONATIONS	68,203	30,287	20,000	20,000
<i>Total Miscellaneous Revenues</i>			113,501	54,006	42,000	42,000
<i>Other Financing Sources</i>						
		480210 Transfers-In	164,585	269,525	180,000	180,000
<i>Total Other Financing Sources</i>			164,585	269,525	180,000	180,000
<b>Total 2470 Marin County Library</b>			<b>12,845,731</b>	<b>13,659,194</b>	<b>13,737,853</b>	<b>13,737,853</b>
<b>2480 MCFL Measure A</b>						
<i>Taxes</i>						
		411125 PROP TAX CUR SEC SPL BEN TAX	2,414,597	2,466,059	2,400,000	2,400,000



## County of Marin

### Detail of Additional Financing Sources by Fund and Account Governmental Funds Fiscal Year 2017-18

Fund Name 1	Financing Source Category 2	Financing Source Account 3	2015-16 Actual 4	2016-17 Estimated 5	2017-18 Recommended 6	2017-18 Adopted by the Board of Supervisors 7
<i>Total Taxes</i>			2,414,597	2,466,059	2,400,000	2,400,000
<i>Use of Money and Property</i>						
	441115	INVESTMT INCOME-INT POOLED	1,523	4,359	0	0
<i>Total Use of Money and Property</i>			1,523	4,359	0	0
<i>Charges for Current Services</i>						
	460120	TAX COL FEES ADM (CTRA)	(44,806)	(44,618)	0	0
<i>Total Charges for Current Services</i>			(44,806)	(44,618)	0	0
<b>Total 2480 MCFL Measure A</b>			<b>2,371,314</b>	<b>2,425,800</b>	<b>2,400,000</b>	<b>2,400,000</b>
<b>2490 Marin County Library Trust</b>						
<i>Use of Money and Property</i>						
	441115	INVESTMT INCOME-INT POOLED	846	2,209	0	0
<i>Total Use of Money and Property</i>			846	2,209	0	0
<i>Miscellaneous Revenues</i>						
	470330	MIS REV-CONTRI AND DONATIONS	81,250	108,785	0	0
<i>Total Miscellaneous Revenues</i>			81,250	108,785	0	0
<b>Total 2490 Marin County Library Trust</b>			<b>82,096</b>	<b>110,994</b>	<b>0</b>	<b>0</b>

## County of Marin

### Detail of Additional Financing Sources by Fund and Account Governmental Funds Fiscal Year 2017-18

Fund Name	Financing Source Category	Financing Source Account	2015-16 Actual	2016-17 Estimated	2017-18 Recommended	2017-18 Adopted by the Board of Supervisors
1	2	3	4	5	6	7
<b>2500 Bolinas Library Trust</b>						
<i>Use of Money and Property</i>						
		441115 INVESTMT INCOME-INT POOLED	27	59	0	0
<i>Total Use of Money and Property</i>			27	59	0	0
<b>Total 2500 Bolinas Library Trust</b>			<b>27</b>	<b>59</b>	<b>0</b>	<b>0</b>
<b>2510 Corte Madera Library - A. Cello Fund</b>						
<i>Use of Money and Property</i>						
		441115 INVESTMT INCOME-INT POOLED	832	1,764	0	0
<i>Total Use of Money and Property</i>			832	1,764	0	0
<b>Total 2510 Corte Madera Library - A. Cello Fund</b>			<b>832</b>	<b>1,764</b>	<b>0</b>	<b>0</b>
<b>2520 California Room Trust - Watkins Estate</b>						
<i>Use of Money and Property</i>						
		441115 INVESTMT INCOME-INT POOLED	126	268	0	0
<i>Total Use of Money and Property</i>			126	268	0	0
<b>Total 2520 California Room Trust - Watkins Estate</b>			<b>126</b>	<b>268</b>	<b>0</b>	<b>0</b>
<b>2530 Stinson Beach Library Trust</b>						
<i>Use of Money and Property</i>						
		441115 INVESTMT INCOME-INT POOLED	55	122	0	0
<i>Total Use of Money and Property</i>			55	122	0	0

# County of Marin

## Detail of Additional Financing Sources by Fund and Account Governmental Funds Fiscal Year 2017-18

Fund Name	Financing Source Category	Financing Source Account	2015-16 Actual	2016-17 Estimated	2017-18 Recommended	2017-18 Adopted by the Board of Supervisors
1	2	3	4	5	6	7
<b>Total 2530 Stinson Beach Library Trust</b>			<b>55</b>	<b>122</b>	<b>0</b>	<b>0</b>
<b>2550 Luiz Ranch Endowment</b>						
<i>Use of Money and Property</i>						
		441115 INVESTMT INCOME-INT POOLED	285	625	0	0
<i>Total Use of Money and Property</i>			285	625	0	0
<b>Total 2550 Luiz Ranch Endowment</b>			<b>285</b>	<b>625</b>	<b>0</b>	<b>0</b>
<b>2560 Measure A - Parks &amp; Open Space</b>						
<i>Taxes</i>						
		411710 SALES AND USE TAX	13,312,972	12,628,920	13,893,483	13,893,483
<i>Total Taxes</i>			13,312,972	12,628,920	13,893,483	13,893,483
<i>Use of Money and Property</i>						
		441115 INVESTMT INCOME-INT POOLED	39,577	96,050	0	0
<i>Total Use of Money and Property</i>			39,577	96,050	0	0
<i>Intergovernmental Revenues</i>						
		451970 STATE-OTHER	31,234	97,144	0	0
<i>Total Intergovernmental Revenues</i>			31,234	97,144	0	0
<i>Charges for Current Services</i>						
		463110 INTERFUND REVENUE	0	3,224	0	0

## County of Marin

### Detail of Additional Financing Sources by Fund and Account Governmental Funds Fiscal Year 2017-18

Fund Name 1	Financing Source Category 2	Financing Source Account 3	2015-16 Actual 4	2016-17 Estimated 5	2017-18 Recommended 6	2017-18 Adopted by the Board of Supervisors 7
<i>Total Charges for Current Services</i>			0	3,224	0	0
<i>Miscellaneous Revenues</i>						
	470310	MISC REVENUES	610	995	0	0
	470320	MIS REV-CANCEL WRNTS AND CHECK	25	0	0	0
	470330	MIS REV-CONTRI AND DONATIONS	85,084	19,690	0	0
<i>Total Miscellaneous Revenues</i>			85,719	20,685	0	0
<i>Other Financing Sources</i>						
	480210	Transfers-In	12,796	0	0	0
<i>Total Other Financing Sources</i>			12,796	0	0	0
<b>Total 2560 Measure A - Parks &amp; Open Space</b>			<b>13,482,298</b>	<b>12,846,023</b>	<b>13,893,483</b>	<b>13,893,483</b>
<b>2570 Realignment - Juvenile Justice Crime Prevention</b>						
<i>Use of Money and Property</i>						
	441115	INVESTMT INCOME-INT POOLED	85	2,921	0	0
<i>Total Use of Money and Property</i>			85	2,921	0	0
<i>Intergovernmental Revenues</i>						
	451930	STATE-COPS	0	930,066	754,927	754,927
<i>Total Intergovernmental Revenues</i>			0	930,066	754,927	754,927
<b>Total 2570 Realignment - Juvenile Justice Crime Prevention</b>			<b>85</b>	<b>932,987</b>	<b>754,927</b>	<b>754,927</b>

## County of Marin

### Detail of Additional Financing Sources by Fund and Account Governmental Funds Fiscal Year 2017-18

Fund Name	Financing Source Category	Financing Source Account	2015-16 Actual	2016-17 Estimated	2017-18 Recommended	2017-18 Adopted by the Board of Supervisors
1	2	3	4	5	6	7
<b>2580 Inmate Welfare Fund</b>						
<i>Use of Money and Property</i>						
	441110	INVESTMT INCOME-INT	1	1	0	0
	441115	INVESTMT INCOME-INT POOLED	1,878	4,141	0	0
<i>Total Use of Money and Property</i>			1,879	4,142	0	0
<i>Charges for Current Services</i>						
	461610	INSTITUTIONAL CARE SVS	123,317	298,343	207,789	207,789
<i>Total Charges for Current Services</i>			123,317	298,343	207,789	207,789
<b>Total 2580 Inmate Welfare Fund</b>			<b>125,196</b>	<b>302,485</b>	<b>207,789</b>	<b>207,789</b>
<b>2590 DMV Vehicle Theft (PC 9250.14)</b>						
<i>Use of Money and Property</i>						
	441115	INVESTMT INCOME-INT POOLED	989	2,674	0	0
<i>Total Use of Money and Property</i>			989	2,674	0	0
<i>Intergovernmental Revenues</i>						
	451970	STATE-OTHER	234,718	246,503	100,000	100,000
<i>Total Intergovernmental Revenues</i>			234,718	246,503	100,000	100,000
<b>Total 2590 DMV Vehicle Theft (PC 9250.14)</b>			<b>235,707</b>	<b>249,177</b>	<b>100,000</b>	<b>100,000</b>

# County of Marin

## Detail of Additional Financing Sources by Fund and Account Governmental Funds Fiscal Year 2017-18

Fund Name	Financing Source Category	Financing Source Account	2015-16 Actual	2016-17 Estimated	2017-18 Recommended	2017-18 Adopted by the Board of Supervisors
1	2	3	4	5	6	7
<b>2600 Suppl Lcl Law Enf - Rural Counties and COPS</b>						
<i>Use of Money and Property</i>						
		441115 INVESTMT INCOME-INT POOLED	8,422	19,146	0	0
<i>Total Use of Money and Property</i>			8,422	19,146	0	0
<i>Intergovernmental Revenues</i>						
		451930 STATE-COPS	200,778	16,639	0	0
		451940 STATE-COPS-SMLL CTY RURL ENFOR	509,888	510,863	0	0
		451970 STATE-OTHER	45,000	0	0	0
<i>Total Intergovernmental Revenues</i>			755,666	527,502	0	0
<b>Total 2600 Suppl Lcl Law Enf - Rural Counties and COPS</b>			<b>764,088</b>	<b>546,648</b>	<b>0</b>	<b>0</b>
<b>2610 Crime Prevention - DCEP</b>						
<i>Use of Money and Property</i>						
		441115 INVESTMT INCOME-INT POOLED	231	418	0	0
<i>Total Use of Money and Property</i>			231	418	0	0
<i>Charges for Current Services</i>						
		462610 CHRGS FOR CUR SVCS-OTHER	0	0	0	0
		462690 OTHER - CONTRACT REV	0	0	15,000	15,000
<i>Total Charges for Current Services</i>			0	0	15,000	15,000
<i>Miscellaneous Revenues</i>						

## County of Marin

### Detail of Additional Financing Sources by Fund and Account Governmental Funds Fiscal Year 2017-18

Fund Name 1	Financing Source Category 2	Financing Source Account 3	2015-16 Actual 4	2016-17 Estimated 5	2017-18 Recommended 6	2017-18 Adopted by the Board of Supervisors 7
		470310 MISC REVENUES	0	500	0	0
		<i>Total Miscellaneous Revenues</i>	0	500	0	0
<b>Total 2610 Crime Prevention - DCEP</b>			<b>231</b>	<b>918</b>	<b>15,000</b>	<b>15,000</b>
<b>2620 Writ Fee (GC 26746)</b>						
<i>Use of Money and Property</i>						
		441115 INVESTMT INCOME-INT POOLED	820	1,959	0	0
		<i>Total Use of Money and Property</i>	820	1,959	0	0
<i>Charges for Current Services</i>						
		460810 CIVIL PROCESSING SVS	50,670	13,026	0	0
		<i>Total Charges for Current Services</i>	50,670	13,026	0	0
<b>Total 2620 Writ Fee (GC 26746)</b>			<b>51,490</b>	<b>14,985</b>	<b>0</b>	<b>0</b>
<b>2630 Asset Forfeiture</b>						
<i>Fines, Forfeitures, and Penalties</i>						
		431210 OTHER COURT FINES	0	59,433	0	0
		<i>Total Fines, Forfeitures, and Penalties</i>	0	59,433	0	0
<i>Use of Money and Property</i>						
		441115 INVESTMT INCOME-INT POOLED	1	146	0	0
		<i>Total Use of Money and Property</i>	1	146	0	0

## County of Marin

### Detail of Additional Financing Sources by Fund and Account Governmental Funds Fiscal Year 2017-18

Fund Name	Financing Source Category	Financing Source Account	2015-16 Actual	2016-17 Estimated	2017-18 Recommended	2017-18 Adopted by the Board of Supervisors
1	2	3	4	5	6	7
<b>Total 2630 Asset Forfeiture</b>			<b>1</b>	<b>59,579</b>	<b>0</b>	<b>0</b>
<b>2640 Auto Finger ID (GC 76102)</b>						
<i>Fines, Forfeitures, and Penalties</i>						
		431210 OTHER COURT FINES	59,941	685	0	0
<i>Total Fines, Forfeitures, and Penalties</i>			59,941	685	0	0
<i>Use of Money and Property</i>						
		441115 INVESTMT INCOME-INT POOLED	5,281	10,641	0	0
<i>Total Use of Money and Property</i>			5,281	10,641	0	0
<i>Intergovernmental Revenues</i>						
		451970 STATE-OTHER	238,219	248,617	145,577	145,577
<i>Total Intergovernmental Revenues</i>			238,219	248,617	145,577	145,577
<b>Total 2640 Auto Finger ID (GC 76102)</b>			<b>303,441</b>	<b>259,943</b>	<b>145,577</b>	<b>145,577</b>
<b>2650 Local Law Enforcement Block Grant</b>						
<i>Use of Money and Property</i>						
		441115 INVESTMT INCOME-INT POOLED	304	673	0	0
<i>Total Use of Money and Property</i>			304	673	0	0
<b>Total 2650 Local Law Enforcement Block Grant</b>			<b>304</b>	<b>673</b>	<b>0</b>	<b>0</b>



# County of Marin

## Detail of Additional Financing Sources by Fund and Account Governmental Funds Fiscal Year 2017-18

Fund Name	Financing Source Category	Financing Source Account	2015-16 Actual	2016-17 Estimated	2017-18 Recommended	2017-18 Adopted by the Board of Supervisors
1	2	3	4	5	6	7
<b>2660 Civil Paper Service Fee (GC 26731)</b>						
<i>Use of Money and Property</i>						
		441115 INVESTMT INCOME-INT POOLED	574	1,397	0	0
<i>Total Use of Money and Property</i>			574	1,397	0	0
<i>Charges for Current Services</i>						
		460810 CIVIL PROCESSING SVS	41,307	10,482	0	0
<i>Total Charges for Current Services</i>			41,307	10,482	0	0
<b>Total 2660 Civil Paper Service Fee (GC 26731)</b>			<b>41,881</b>	<b>11,879</b>	<b>0</b>	<b>0</b>
<b>2670 Realignment - Public Safety</b>						
<i>Use of Money and Property</i>						
		441115 INVESTMT INCOME-INT POOLED	17,705	43,830	0	0
<i>Total Use of Money and Property</i>			17,705	43,830	0	0
<i>Intergovernmental Revenues</i>						
		451850 STATE-JVENLE RENTRY GR SB 1020	0	150,000	0	0
		451860 STATE-CORRECTIONS	6,861,734	0	0	0
		451990 STATE REALIGN-PUB SAFETY AB	0	5,663,802	5,356,528	5,356,528
<i>Total Intergovernmental Revenues</i>			6,861,734	5,813,802	5,356,528	5,356,528
<i>Miscellaneous Revenues</i>						
		470310 MISC REVENUES	175,000	33	0	0

## County of Marin

### Detail of Additional Financing Sources by Fund and Account Governmental Funds Fiscal Year 2017-18

Fund Name 1	Financing Source Category 2	Financing Source Account 3	2015-16 Actual 4	2016-17 Estimated 5	2017-18 Recommended 6	2017-18 Adopted by the Board of Supervisors 7
		470320 MIS REV-CANCEL WRNTS AND CHECK	1,685	0	0	0
<i>Total Miscellaneous Revenues</i>			176,685	33	0	0
<i>Other Financing Sources</i>						
		480210 Transfers-In	0	0	0	0
<i>Total Other Financing Sources</i>			0	0	0	0
<b>Total 2670 Realignment - Public Safety</b>			<b>7,056,124</b>	<b>5,857,665</b>	<b>5,356,528</b>	<b>5,356,528</b>
<b>2680 Realignment - SB 1020</b>						
<i>Use of Money and Property</i>						
		441115 INVESTMT INCOME-INT POOLED	24,037	45,555	0	0
<i>Total Use of Money and Property</i>			24,037	45,555	0	0
<i>Intergovernmental Revenues</i>						
		451810 STATE - HEALTH	2,014,236	2,540,057	1,952,734	1,952,734
		451990 STATE REALIGN-PUB SAFETY AB	0	72,585	0	0
		451970 STATE-OTHER	0	0	4,239,511	4,239,511
		451860 STATE-CORRECTIONS	0	0	0	0
		451850 STATE-JVENLE RENTRY GR SB 1020	0	0	0	0
		451815 STATE - PERINATAL	728,485	728,485	728,485	728,485
		451610 STATE - MENTAL HEALTH	1,724,510	2,163,752	1,303,417	1,303,417
		451340 STATE - PA PROGRAM-ADOPT	12,014	1,492,950	766,116	766,116

# County of Marin

## Detail of Additional Financing Sources by Fund and Account Governmental Funds Fiscal Year 2017-18

Fund Name 1	Financing Source Category 2	Financing Source Account 3	2015-16 Actual 4	2016-17 Estimated 5	2017-18 Recommended 6	2017-18 Adopted by the Board of Supervisors 7
	451335	STATE-PA PROGRAM - FOSTR CARE	54,607	61,164	2,081,890	2,081,890
	451330	STATE -PA ADULT PRORECTV SVC	404,770	547,763	618,190	618,190
	451325	STATE PUB ASSIST CHILD WEL SVS	3,039,171	2,663,888	0	0
	451320	STATE - PA PROGRM -FOSTER CARE	1,201,270	1,709,525	0	0
	451315	STATE-PUB ASSIST PRG-CAPIT	61,512	107,245	0	0
	451210	STATE-PUB ASSIST ADMIN	340,844	367,886	0	0
	451830	STATE - CIVIL DEFENSE	30,687	32,871	0	0
<i>Total Intergovernmental Revenues</i>			9,612,106	12,488,171	11,690,343	11,690,343
<b>Total 2680 Realignment - SB 1020</b>			<b>9,636,143</b>	<b>12,533,726</b>	<b>11,690,343</b>	<b>11,690,343</b>
<b>2690 Realignment - Juvenile Justice YOBG</b>						
<i>Use of Money and Property</i>						
	441115	INVESTMT INCOME-INT POOLED	2,521	4,580	0	0
<i>Total Use of Money and Property</i>			2,521	4,580	0	0
<i>Intergovernmental Revenues</i>						
	451860	STATE-CORRECTIONS	1,476,517	0	0	0
	451970	STATE-OTHER	77,151	629,551	725,000	725,000
	452610	FEDERAL-OTHER	4,755	0	0	0
<i>Total Intergovernmental Revenues</i>			1,558,423	629,551	725,000	725,000
<i>Other Financing Sources</i>						

# County of Marin

## Detail of Additional Financing Sources by Fund and Account Governmental Funds Fiscal Year 2017-18

Fund Name	Financing Source Category	Financing Source Account	2015-16 Actual	2016-17 Estimated	2017-18 Recommended	2017-18 Adopted by the Board of Supervisors
1	2	3	4	5	6	7
		480210 Transfers-In	190,482	0	0	0
<i>Total Other Financing Sources</i>			190,482	0	0	0
<b>Total 2690 Realignment - Juvenile Justice YOBG</b>			<b>1,751,426</b>	<b>634,131</b>	<b>725,000</b>	<b>725,000</b>
<b>2700 Countywide Grants</b>						
<i>Intergovernmental Revenues</i>						
		452610 FEDERAL-OTHER	220,758	0	0	0
		451970 STATE-OTHER	1,043,940	269,929	0	0
		453110 OTH-GOVERNMENTAL AGENCIES	119,837	0	0	0
<i>Total Intergovernmental Revenues</i>			1,384,535	269,929	0	0
<i>Miscellaneous Revenues</i>						
		470320 MIS REV-CANCEL WRNTS AND CHECK	2,829	0	0	0
<i>Total Miscellaneous Revenues</i>			2,829	0	0	0
<b>Total 2700 Countywide Grants</b>			<b>1,387,364</b>	<b>269,929</b>	<b>0</b>	<b>0</b>
<b>2720 Dispute Resolution (BP 470.3)</b>						
<i>Use of Money and Property</i>						
		441115 INVESTMT INCOME-INT POOLED	31	186	0	0
<i>Total Use of Money and Property</i>			31	186	0	0
<i>Miscellaneous Revenues</i>						

## County of Marin

### Detail of Additional Financing Sources by Fund and Account Governmental Funds Fiscal Year 2017-18

Fund Name	Financing Source Category	Financing Source Account	2015-16 Actual	2016-17 Estimated	2017-18 Recommended	2017-18 Adopted by the Board of Supervisors
1	2	3	4	5	6	7
		470310 MISC REVENUES	21,196	0	0	0
		<i>Total Miscellaneous Revenues</i>	21,196	0	0	0
<b>Total 2720 Dispute Resolution (BP 470.3)</b>			<b>21,227</b>	<b>186</b>	<b>0</b>	<b>0</b>
<b>2730 Criminal Justice Fac (GC 76101)</b>						
<i>Fines, Forfeitures, and Penalties</i>						
		431210 OTHER COURT FINES	414,615	358,988	450,000	450,000
		<i>Total Fines, Forfeitures, and Penalties</i>	414,615	358,988	450,000	450,000
<i>Use of Money and Property</i>						
		441115 INVESTMT INCOME-INT POOLED	424	1,391	0	0
		<i>Total Use of Money and Property</i>	424	1,391	0	0
<b>Total 2730 Criminal Justice Fac (GC 76101)</b>			<b>415,039</b>	<b>360,379</b>	<b>450,000</b>	<b>450,000</b>
<b>2740 Real Estate Fraud (GC 27388)</b>						
<i>Use of Money and Property</i>						
		441115 INVESTMT INCOME-INT POOLED	286	797	0	0
		<i>Total Use of Money and Property</i>	286	797	0	0
<i>Charges for Current Services</i>						
		461310 RECORDING FEES	101,029	105,597	0	0
		<i>Total Charges for Current Services</i>	101,029	105,597	0	0

## County of Marin

### Detail of Additional Financing Sources by Fund and Account Governmental Funds Fiscal Year 2017-18

Fund Name	Financing Source Category	Financing Source Account	2015-16 Actual	2016-17 Estimated	2017-18 Recommended	2017-18 Adopted by the Board of Supervisors
1	2	3	4	5	6	7
<i>Other Financing Sources</i>						
		480210 Transfers-In	0	(90,000)	0	0
<i>Total Other Financing Sources</i>			0	(90,000)	0	0
<b>Total 2740 Real Estate Fraud (GC 27388)</b>			<b>101,315</b>	<b>16,394</b>	<b>0</b>	<b>0</b>
<b>2760 Medi-Cal ManagedCare</b>						
<i>Use of Money and Property</i>						
		441115 INVESTMT INCOME-INT POOLED	1	0	0	0
<i>Total Use of Money and Property</i>			1	0	0	0
<i>Intergovernmental Revenues</i>						
		451610 STATE - MENTAL HEALTH	0	0	0	0
		451810 STATE - HEALTH	0	0	0	0
<i>Total Intergovernmental Revenues</i>			0	0	0	0
<b>Total 2760 Medi-Cal ManagedCare</b>			<b>1</b>	<b>0</b>	<b>0</b>	<b>0</b>
<b>2770 HUD HOME Prog Inc</b>						
<i>Intergovernmental Revenues</i>						
		452515 FEDERAL-OTHER - HUD	0	52,172	0	0
<i>Total Intergovernmental Revenues</i>			0	52,172	0	0
<b>Total 2770 HUD HOME Prog Inc</b>			<b>0</b>	<b>52,172</b>	<b>0</b>	<b>0</b>

# County of Marin

## Detail of Additional Financing Sources by Fund and Account Governmental Funds Fiscal Year 2017-18

Fund Name	Financing Source Category	Financing Source Account	2015-16 Actual	2016-17 Estimated	2017-18 Recommended	2017-18 Adopted by the Board of Supervisors
1	2	3	4	5	6	7
<b>2780 Treasury AFMLS - Equitable Sharing Prgm</b>						
<i>Use of Money and Property</i>						
		441115 INVESTMT INCOME-INT POOLED	48	196	0	0
<i>Total Use of Money and Property</i>			48	196	0	0
<i>Other Financing Sources</i>						
		480210 Transfers-In	41,385	0	0	0
<i>Total Other Financing Sources</i>			41,385	0	0	0
<b>Total 2780 Treasury AFMLS - Equitable Sharing Prgm</b>			<b>41,433</b>	<b>196</b>	<b>0</b>	<b>0</b>
<b>2790 SB678 Community Correction Performance</b>						
<i>Use of Money and Property</i>						
		441115 INVESTMT INCOME-INT POOLED	414	9,967	0	0
<i>Total Use of Money and Property</i>			414	9,967	0	0
<i>Intergovernmental Revenues</i>						
		451860 STATE-CORRECTIONS	0	1,353,041	967,350	967,350
<i>Total Intergovernmental Revenues</i>			0	1,353,041	967,350	967,350
<b>Total 2790 SB678 Community Correction Performance</b>			<b>414</b>	<b>1,363,008</b>	<b>967,350</b>	<b>967,350</b>
<b>2800 HHS OPERATING</b>						
<i>Licenses, Permits and Franchises</i>						
		421750 OTH LIC PERM-MED MARIJUANA	0	19,463	15,000	15,000

## County of Marin

### Detail of Additional Financing Sources by Fund and Account Governmental Funds Fiscal Year 2017-18

Fund Name	Financing Source Category	Financing Source Account	2015-16 Actual	2016-17 Estimated	2017-18 Recommended	2017-18 Adopted by the Board of Supervisors
1	2	3	4	5	6	7
<i>Total Licenses, Permits and Franchises</i>			0	19,463	15,000	15,000
<i>Fines, Forfeitures, and Penalties</i>						
	431210	OTHER COURT FINES	0	1,063	12,000	12,000
	431115	VEHICLE CODE FINE-STATHAM	0	3,202	38,880	38,880
<i>Total Fines, Forfeitures, and Penalties</i>			0	4,265	50,880	50,880
<i>Use of Money and Property</i>						
	441110	INVESTMT INCOME-INT	0	9,784	8,000	8,000
<i>Total Use of Money and Property</i>			0	9,784	8,000	8,000
<i>Intergovernmental Revenues</i>						
	452215	FEDERAL-CHILD WELFARE SVCS	0	3,011,964	3,426,981	3,426,981
	452110	FEDERAL-PUB ASSIST ADMIN	0	7,258,160	7,606,071	7,606,071
	452111	FEDERAL-PROMO SAFE STABLE FMLY	0	57,383	125,873	125,873
	452112	FEDERAL-IND LIVING SKILLS PRG	0	79,338	77,975	77,975
	452210	FEDERAL-PUB ASSIST PRG	0	7,260,615	7,101,917	7,101,917
	452211	FED-IN HOME SUPPORT SERVICES	0	0	2,071,364	2,071,364
	452212	FEDERAL-CAL WORKS ASST	0	979,840	1,000,000	1,000,000
	452214	FEDERAL-MEDI-CAL	0	14,124,102	10,598,590	10,598,590
	452310	FEDERAL-HEALTH ADMINISTRATION	0	0	247,459	247,459
	452216	FEDERAL-EMRG AST-FOSTER CARE	0	571,881	712,184	712,184



## County of Marin

### Detail of Additional Financing Sources by Fund and Account Governmental Funds Fiscal Year 2017-18

Fund Name	Financing Source Category	Financing Source Account	2015-16 Actual	2016-17 Estimated	2017-18 Recommended	2017-18 Adopted by the Board of Supervisors
1	2	3	4	5	6	7
	452217	FEDERAL-REFUGEE ASSISTANCE	0	4,366	5,000	5,000
	452610	FEDERAL-OTHER	0	5,878,865	6,703,468	6,703,468
	453110	OTH-GOVERNMENTAL AGENCIES	0	142,382	916,053	916,053
	451970	STATE-OTHER	0	1,072,877	2,738,081	2,738,081
	452213	FEDERAL-ADOPTIONS	0	808,088	860,136	860,136
	451211	STATE-IN HOME SUPPORT SERVICES	0	2,754,804	2,071,363	2,071,363
	451880	STATE-VETERANS' AFFAIRS	0	56,796	40,389	40,389
	452613	FEDERAL-PARTNERSHIP HEALTH	0	13,536	0	0
	451120	STATE-BUS LIC TAX HIWAY CAR	0	13,756	0	0
	451210	STATE-PUB ASSIST ADMIN	0	6,510,559	5,825,612	5,825,612
	451212	STATE-CAL WORKS	0	1,350,257	2,669,516	2,669,516
	451213	STATE-CAL WORKS SUBST ABUSE	0	296,777	286,591	286,591
	451214	STATE MEDI-CAL	0	10,033,674	10,137,544	10,137,544
	451610	STATE - MENTAL HEALTH	0	46,419	197,075	197,075
	451315	STATE-PUB ASSIST PRG-CAPIT	0	132,054	0	0
	451325	STATE PUB ASSIST CHILD WEL SVS	0	314,392	421,142	421,142
	451410	STATE-HEALTH ADMIN	0	43,749	63,292	63,292
	451510	STATE-CALIFORNIA CHILDREN SVS	0	1,060,424	354,152	354,152
	451310	STATE-PUBLIC ASSIST PRG	0	1,768,861	1,051,752	1,051,752

## County of Marin

### Detail of Additional Financing Sources by Fund and Account Governmental Funds Fiscal Year 2017-18

Fund Name	Financing Source Category	Financing Source Account	2015-16 Actual	2016-17 Estimated	2017-18 Recommended	2017-18 Adopted by the Board of Supervisors
1	2	3	4	5	6	7
	451810	STATE - HEALTH	0	1,135,164	2,604,716	2,604,716
	451710	STATE-TUBERCULOSIS CONTROL	0	72,630	46,005	46,005
<i>Total Intergovernmental Revenues</i>			0	66,853,713	69,960,301	69,960,301
<i>Charges for Current Services</i>						
	461435	HEALTH FEES-PATIENT FEES	0	1,043,140	1,070,590	1,070,590
	461440	HEALTH FEES-LAB FEES	0	18,326	16,000	16,000
	461445	HEALTH FEES-HEALTH KIDS	0	10,012	27,000	27,000
	461455	MENTAL HEALTH SVS-INS	0	181,219	143,537	143,537
	462690	OTHER - CONTRACT REV	0	161,000	3,000	3,000
	461635	INST CARE AND SVS-REIM PVT	0	85,142	33,755	33,755
	461710	EDUCATIONAL SERVICES	0	12,546	12,138	12,138
	461430	HEALTH FEES-PVT INS	0	12,001	21,779	21,779
	461450	MENTAL HEALTH SERVICES	0	65,817	5,000	5,000
	461625	INST CARE SVS-GEN ASSIST REIM	0	0	0	0
	461420	HEALTH FEES-MEDICARE REVENUE	0	201,905	99,315	99,315
	461415	HEALTH FEES-CERT FEES	0	6,975	10,362	10,362
	461410	HEALTH FEES	0	1,080,618	1,324,305	1,324,305
	461320	REC FEES-DEATH CERTI	0	4,654	6,800	6,800
	461310	RECORDING FEES	0	201,228	99,064	99,064

# County of Marin

## Detail of Additional Financing Sources by Fund and Account Governmental Funds Fiscal Year 2017-18

Fund Name	Financing Source Category	Financing Source Account	2015-16 Actual	2016-17 Estimated	2017-18 Recommended	2017-18 Adopted by the Board of Supervisors
1	2	3	4	5	6	7
	461215	LAW ENFORCEMENT SERVICES-DUI	0	15,820	19,800	19,800
	460910	ESTATE FEES	0	106,325	76,000	76,000
	460610	LEGAL SERVICES	0	85,332	120,000	120,000
	460315	AUDITING AND ACCT FEES-BONDS	0	0	0	0
	461460	CALIFORNIA CHILDREN SVS	0	546	0	0
	461425	HEALTH FEES-HEALTHY FAMILIES	0	585	93,855	93,855
<i>Total Charges for Current Services</i>			0	3,293,191	3,182,300	3,182,300
<i>Miscellaneous Revenues</i>						
	470215	OTH SALES-COPY MEDICAL RECORD	0	2,355	2,000	2,000
	470310	MISC REVENUES	0	189,237	0	0
	470330	MIS REV-CONTRI AND DONATIONS	0	10,288	13,600	13,600
<i>Total Miscellaneous Revenues</i>			0	201,880	15,600	15,600
<i>Other Financing Sources</i>						
	480410	TRANSFERS-IN-DOMESTIC VIOLENCE	0	52,579	66,000	66,000
	480450	TRANSFERS-IN-STATE APS	0	547,763	618,190	618,190
	480490	TRANSFERS-IN-FEDERAL SAPT	0	1,978,166	2,010,347	2,010,347
	480485	TRANSFERS-IN-WOMEN & CHILD RES	0	456,268	728,485	728,485
	480480	TRANSFERS-IN-STATE DRUG MEDCAL	0	187,429	659,887	659,887
	480495	TRANSFERS-IN-STATE INTRGOV REV	0	500,718	827,329	827,329

# County of Marin

## Detail of Additional Financing Sources by Fund and Account Governmental Funds Fiscal Year 2017-18

Fund Name	Financing Source Category	Financing Source Account	2015-16 Actual	2016-17 Estimated	2017-18 Recommended	2017-18 Adopted by the Board of Supervisors
1	2	3	4	5	6	7
	480475	TRANSFERS-IN-EPSDT	0	1,917,090	1,521,577	1,521,577
	480510	TRANSFERS IN - MOE	0	2,917,535	1,773,410	1,773,410
	480470	TRANSFERS-IN-PROP 63 MH	0	7,323,464	13,816,073	13,816,073
	480465	TRANSFERS-IN-MANAGED CARE	0	659,333	1,125,213	1,125,213
	480460	TRANSFERS-IN-MEDICAL ADMIN ACT	0	485,761	435,761	435,761
	480455	TRANSFERS-IN-CAL WORKS ASSIST	0	0	0	0
	480445	TRANSFERS-IN-STATE CWS	0	2,513,278	3,779,561	3,779,561
	480440	TRANSFERS-IN-FOSTER CARE ADMIN	0	61,164	1,001,860	1,001,860
	480435	TRANSFERS-IN-STATE ADOPTN ADMN	0	404,186	415,010	415,010
	480430	TRANSFERS-IN-STATE ADOPTN AST	0	1,492,950	765,200	765,200
	480425	TRANSFERS-IN-FOSTER CARE ASIST	0	1,709,525	1,080,946	1,080,946
	480415	TRANSFERS-IN-CHILD ABUSE FEES	0	23,400	23,400	23,400
	480315	TRANSFERS-IN-REAL SALES TAX	0	22,708,336	21,516,017	21,516,017
	480310	TRANSFERS-IN-REALIGNMENT VLF	0	9,981,050	10,100,797	10,100,797
	480210	Transfers-In	0	4,442,865	2,876,972	2,876,972
	480540	TRANSFERS IN - DISCRETIONARY	0	37,000,000	51,207,679	51,207,679
	480420	TRANSFERS-IN-CHILD ABUSE PREV	0	214,310	106,260	106,260
<i>Total Other Financing Sources</i>			0	97,577,170	116,455,974	116,455,974
<b>Total 2800 HHS OPERATING</b>			<b>0</b>	<b>167,959,466</b>	<b>189,688,055</b>	<b>189,688,055</b>

## County of Marin

### Detail of Additional Financing Sources by Fund and Account Governmental Funds Fiscal Year 2017-18

Fund Name	Financing Source Category	Financing Source Account	2015-16 Actual	2016-17 Estimated	2017-18 Recommended	2017-18 Adopted by the Board of Supervisors
1	2	3	4	5	6	7

**2810 Fish and Wildlife Commission**

*Fines, Forfeitures, and Penalties*

	431210 OTHER COURT FINES		45,781	23,937	40,000	40,000
--	--------------------------	--	--------	--------	--------	--------

	<i>Total Fines, Forfeitures, and Penalties</i>		45,781	23,937	40,000	40,000
--	--	--	--------	--------	--------	--------

*Use of Money and Property*

	441115 INVESTMT INCOME-INT POOLED		139	258	0	0
--	-----------------------------------	--	-----	-----	---	---

	<i>Total Use of Money and Property</i>		139	258	0	0
--	--	--	-----	-----	---	---

*Miscellaneous Revenues*

	470320 MIS REV-CANCEL WRNTS AND CHECK		650	0	0	0
--	---------------------------------------	--	-----	---	---	---

	<i>Total Miscellaneous Revenues</i>		650	0	0	0
--	-------------------------------------	--	-----	---	---	---

	<b>Total 2810 Fish and Wildlife Commission</b>		<b>46,570</b>	<b>24,195</b>	<b>40,000</b>	<b>40,000</b>
--	--	--	---------------	---------------	---------------	---------------

**2820 Roadway Impact Fees**

*Licenses, Permits and Franchises*

	421410 ROAD PRIVILEGES AND PERMITS		39,082	0	0	0
--	------------------------------------	--	--------	---	---	---

	421610 FRANCHISES		0	289,082	0	0
--	-------------------	--	---	---------	---	---

	<i>Total Licenses, Permits and Franchises</i>		39,082	289,082	0	0
--	---	--	--------	---------	---	---

*Use of Money and Property*

	441115 INVESTMT INCOME-INT POOLED		974	2,294	0	0
--	-----------------------------------	--	-----	-------	---	---

## County of Marin

### Detail of Additional Financing Sources by Fund and Account Governmental Funds Fiscal Year 2017-18

Fund Name	Financing Source Category	Financing Source Account	2015-16 Actual	2016-17 Estimated	2017-18 Recommended	2017-18 Adopted by the Board of Supervisors
1	2	3	4	5	6	7
<i>Total Use of Money and Property</i>			974	2,294	0	0
<b>Total 2820 Roadway Impact Fees</b>			<b>40,056</b>	<b>291,376</b>	<b>0</b>	<b>0</b>
<b>2830 Supplemental Law Enf - COPS</b>						
<i>Use of Money and Property</i>						
		441115 INVESTMT INCOME-INT POOLED	0	1,567	0	0
<i>Total Use of Money and Property</i>			0	1,567	0	0
<i>Intergovernmental Revenues</i>						
		451930 STATE-COPS	0	214,124	0	0
<i>Total Intergovernmental Revenues</i>			0	214,124	0	0
<b>Total 2830 Supplemental Law Enf - COPS</b>			<b>0</b>	<b>215,691</b>	<b>0</b>	<b>0</b>
<b>2840 Asset Forfeiture</b>						
<i>Fines, Forfeitures, and Penalties</i>						
		431210 OTHER COURT FINES	628	0	0	0
<i>Total Fines, Forfeitures, and Penalties</i>			628	0	0	0
<i>Use of Money and Property</i>						
		441115 INVESTMT INCOME-INT POOLED	69	154	0	0
<i>Total Use of Money and Property</i>			69	154	0	0
<b>Total 2840 Asset Forfeiture</b>			<b>697</b>	<b>154</b>	<b>0</b>	<b>0</b>

# County of Marin

## Detail of Additional Financing Sources by Fund and Account Governmental Funds Fiscal Year 2017-18

Fund Name	Financing Source Category	Financing Source Account	2015-16 Actual	2016-17 Estimated	2017-18 Recommended	2017-18 Adopted by the Board of Supervisors
1	2	3	4	5	6	7
<b>2850 Asset Forfeiture</b>						
<i>Use of Money and Property</i>						
		441115 INVESTMT INCOME-INT POOLED	33	73	0	0
<i>Total Use of Money and Property</i>			33	73	0	0
<b>Total 2850 Asset Forfeiture</b>			<b>33</b>	<b>73</b>	<b>0</b>	<b>0</b>
<b>2860 Asset Forfeiture</b>						
<i>Fines, Forfeitures, and Penalties</i>						
		431210 OTHER COURT FINES	0	8,624	0	0
<i>Total Fines, Forfeitures, and Penalties</i>			0	8,624	0	0
<i>Use of Money and Property</i>						
		441115 INVESTMT INCOME-INT POOLED	5	40	0	0
<i>Total Use of Money and Property</i>			5	40	0	0
<b>Total 2860 Asset Forfeiture</b>			<b>5</b>	<b>8,664</b>	<b>0</b>	<b>0</b>
<b>2870 Asset Forfeiture</b>						
<i>Fines, Forfeitures, and Penalties</i>						
		431210 OTHER COURT FINES	2,879	3,850	0	0
<i>Total Fines, Forfeitures, and Penalties</i>			2,879	3,850	0	0
<i>Use of Money and Property</i>						
		441115 INVESTMT INCOME-INT POOLED	68	118	0	0

## County of Marin

### Detail of Additional Financing Sources by Fund and Account Governmental Funds Fiscal Year 2017-18

Fund Name	Financing Source Category	Financing Source Account	2015-16 Actual	2016-17 Estimated	2017-18 Recommended	2017-18 Adopted by the Board of Supervisors
1	2	3	4	5	6	7
<i>Total Use of Money and Property</i>			68	118	0	0
<b>Total 2870 Asset Forfeiture</b>			<b>2,947</b>	<b>3,968</b>	<b>0</b>	<b>0</b>
<b>2880 Asset Forfeiture</b>						
<i>Fines, Forfeitures, and Penalties</i>						
		431210 OTHER COURT FINES	18,615	107,204	0	0
<i>Total Fines, Forfeitures, and Penalties</i>			18,615	107,204	0	0
<i>Use of Money and Property</i>						
		441115 INVESTMT INCOME-INT POOLED	27	262	0	0
<i>Total Use of Money and Property</i>			27	262	0	0
<b>Total 2880 Asset Forfeiture</b>			<b>18,642</b>	<b>107,466</b>	<b>0</b>	<b>0</b>
<b>2890 Zimmer Family Trust</b>						
<i>Use of Money and Property</i>						
		441115 INVESTMT INCOME-INT POOLED	0	2,498	0	0
<i>Total Use of Money and Property</i>			0	2,498	0	0
<i>Miscellaneous Revenues</i>						
		470330 MIS REV-CONTRI AND DONATIONS	0	661,420	0	0
<i>Total Miscellaneous Revenues</i>			0	661,420	0	0
<b>Total 2890 Zimmer Family Trust</b>			<b>0</b>	<b>663,918</b>	<b>0</b>	<b>0</b>



# County of Marin

## Detail of Additional Financing Sources by Fund and Account Governmental Funds Fiscal Year 2017-18

Fund Name	Financing Source Category	Financing Source Account	2015-16 Actual	2016-17 Estimated	2017-18 Recommended	2017-18 Adopted by the Board of Supervisors
1	2	3	4	5	6	7
<b>3370 Woodacre Creek</b>						
<i>Use of Money and Property</i>						
		441115 INVESTMT INCOME-INT POOLED	1	3	0	0
<i>Total Use of Money and Property</i>			1	3	0	0
<b>Total 3370 Woodacre Creek</b>			<b>1</b>	<b>3</b>	<b>0</b>	<b>0</b>
<b>3380 Law Library Investmt</b>						
<i>Use of Money and Property</i>						
		441115 INVESTMT INCOME-INT POOLED	22	48	0	0
<i>Total Use of Money and Property</i>			22	48	0	0
<b>Total 3380 Law Library Investmt</b>			<b>22</b>	<b>48</b>	<b>0</b>	<b>0</b>
<b>3390 WsteMgmtJPA-WstMarin</b>						
<i>Use of Money and Property</i>						
		441115 INVESTMT INCOME-INT POOLED	193	427	0	0
<i>Total Use of Money and Property</i>			193	427	0	0
<b>Total 3390 WsteMgmtJPA-WstMarin</b>			<b>193</b>	<b>427</b>	<b>0</b>	<b>0</b>
<b>6210 Trails Legacy</b>						
<i>Use of Money and Property</i>						
		441115 INVESTMT INCOME-INT POOLED	0	1	0	0
<i>Total Use of Money and Property</i>			0	1	0	0

# County of Marin

## Detail of Additional Financing Sources by Fund and Account Governmental Funds Fiscal Year 2017-18

Fund Name	Financing Source Category	Financing Source Account	2015-16 Actual	2016-17 Estimated	2017-18 Recommended	2017-18 Adopted by the Board of Supervisors
1	2	3	4	5	6	7
<b>Total 6210 Trails Legacy</b>			<b>0</b>	<b>1</b>	<b>0</b>	<b>0</b>
<b>6220 Fishnet 4C</b>						
<i>Use of Money and Property</i>						
		441115 INVESTMT INCOME-INT POOLED	291	644	0	0
<i>Total Use of Money and Property</i>			291	644	0	0
<b>Total 6220 Fishnet 4C</b>			<b>291</b>	<b>644</b>	<b>0</b>	<b>0</b>
<b>6250 CSA #23 Tera Linda Area</b>						
<i>Use of Money and Property</i>						
		441115 INVESTMT INCOME-INT POOLED	31	0	0	0
<i>Total Use of Money and Property</i>			31	0	0	0
<b>Total 6250 CSA #23 Tera Linda Area</b>			<b>31</b>	<b>0</b>	<b>0</b>	<b>0</b>
<b>6260 CSA #25 San Marin Area</b>						
<i>Use of Money and Property</i>						
		441115 INVESTMT INCOME-INT POOLED	8	0	0	0
<i>Total Use of Money and Property</i>			8	0	0	0
<b>Total 6260 CSA #25 San Marin Area</b>			<b>8</b>	<b>0</b>	<b>0</b>	<b>0</b>
<b>6270 Affordable Housing Fund</b>						
<i>Use of Money and Property</i>						
		441115 INVESTMT INCOME-INT POOLED	3,321	7,520	0	0

## County of Marin

### Detail of Additional Financing Sources by Fund and Account Governmental Funds Fiscal Year 2017-18

Fund Name	Financing Source Category	Financing Source Account	2015-16 Actual	2016-17 Estimated	2017-18 Recommended	2017-18 Adopted by the Board of Supervisors
1	2	3	4	5	6	7
<i>Total Use of Money and Property</i>			3,321	7,520	0	0
<b>Total 6270 Affordable Housing Fund</b>			<b>3,321</b>	<b>7,520</b>	<b>0</b>	<b>0</b>
<b>6280 Marin Transport Proj</b>						
<i>Use of Money and Property</i>						
		441115 INVESTMT INCOME-INT POOLED	658	1,457	0	0
<i>Total Use of Money and Property</i>			658	1,457	0	0
<b>Total 6280 Marin Transport Proj</b>			<b>658</b>	<b>1,457</b>	<b>0</b>	<b>0</b>
<b>6290 Transport Imprv Fee</b>						
<i>Use of Money and Property</i>						
		441115 INVESTMT INCOME-INT POOLED	503	1,114	0	0
<i>Total Use of Money and Property</i>			503	1,114	0	0
<b>Total 6290 Transport Imprv Fee</b>			<b>503</b>	<b>1,114</b>	<b>0</b>	<b>0</b>
<b>6300 DevelFee-TrfcMitigat</b>						
<i>Use of Money and Property</i>						
		441115 INVESTMT INCOME-INT POOLED	7	15	0	0
<i>Total Use of Money and Property</i>			7	15	0	0
<b>Total 6300 DevelFee-TrfcMitigat</b>			<b>7</b>	<b>15</b>	<b>0</b>	<b>0</b>

# County of Marin

## Detail of Additional Financing Sources by Fund and Account Governmental Funds Fiscal Year 2017-18

Fund Name	Financing Source Category	Financing Source Account	2015-16 Actual	2016-17 Estimated	2017-18 Recommended	2017-18 Adopted by the Board of Supervisors
1	2	3	4	5	6	7
<b>6310 Traffic N. GateActiv</b>						
<i>Use of Money and Property</i>						
		441115 INVESTMT INCOME-INT POOLED	727	1,636	0	0
<i>Total Use of Money and Property</i>			727	1,636	0	0
<i>Charges for Current Services</i>						
		462610 CHRGS FOR CUR SVCS-OTHER	4,250	0	0	0
<i>Total Charges for Current Services</i>			4,250	0	0	0
<i>Miscellaneous Revenues</i>						
		470310 MISC REVENUES	0	13,344	0	0
<i>Total Miscellaneous Revenues</i>			0	13,344	0	0
<b>Total 6310 Traffic N. GateActiv</b>			<b>4,977</b>	<b>14,980</b>	<b>0</b>	<b>0</b>
<b>6320 BASWMAA-RegAdCampagn</b>						
<i>Use of Money and Property</i>						
		441115 INVESTMT INCOME-INT POOLED	0	(51)	0	0
<i>Total Use of Money and Property</i>			0	(51)	0	0
<b>Total 6320 BASWMAA-RegAdCampagn</b>			<b>0</b>	<b>(51)</b>	<b>0</b>	<b>0</b>
<b>6340 Alcohol and Drug Program</b>						
<i>Use of Money and Property</i>						
		441115 INVESTMT INCOME-INT POOLED	(174)	0	0	0

## County of Marin

### Detail of Additional Financing Sources by Fund and Account Governmental Funds Fiscal Year 2017-18

Fund Name	Financing Source Category	Financing Source Account	2015-16 Actual	2016-17 Estimated	2017-18 Recommended	2017-18 Adopted by the Board of Supervisors
1	2	3	4	5	6	7
<i>Total Use of Money and Property</i>			(174)	0	0	0
<i>Intergovernmental Revenues</i>						
	451815	STATE - PERINATAL	0	0	0	0
	451810	STATE - HEALTH	0	0	0	0
<i>Total Intergovernmental Revenues</i>			0	0	0	0
<i>Other Financing Sources</i>						
	480210	Transfers-In	46,081	0	0	0
<i>Total Other Financing Sources</i>			46,081	0	0	0
<b>Total 6340 Alcohol and Drug Program</b>			<b>45,907</b>	<b>0</b>	<b>0</b>	<b>0</b>
<b>6350 SubAbPr36-H&amp;S11999.6</b>						
<i>Other Financing Sources</i>						
	480210	Transfers-In	10	0	0	0
<i>Total Other Financing Sources</i>			10	0	0	0
<b>Total 6350 SubAbPr36-H&amp;S11999.6</b>			<b>10</b>	<b>0</b>	<b>0</b>	<b>0</b>
<b>6360 Pt Reyes Vist Fac Tr</b>						
<i>Use of Money and Property</i>						
	441115	INVESTMT INCOME-INT POOLED	12	27	0	0
<i>Total Use of Money and Property</i>			12	27	0	0

# County of Marin

## Detail of Additional Financing Sources by Fund and Account Governmental Funds Fiscal Year 2017-18

Fund Name	Financing Source Category	Financing Source Account	2015-16 Actual	2016-17 Estimated	2017-18 Recommended	2017-18 Adopted by the Board of Supervisors
1	2	3	4	5	6	7
<b>Total 6360 Pt Reyes Vist Fac Tr</b>			<b>12</b>	<b>27</b>	<b>0</b>	<b>0</b>
<b>6370 Marin WildlifeGrants</b>						
<i>Use of Money and Property</i>						
		441115 INVESTMT INCOME-INT POOLED	149	330	0	0
<i>Total Use of Money and Property</i>			149	330	0	0
<b>Total 6370 Marin WildlifeGrants</b>			<b>149</b>	<b>330</b>	<b>0</b>	<b>0</b>
<b>6380 Plan'g- In-lieuParks</b>						
<i>Use of Money and Property</i>						
		441115 INVESTMT INCOME-INT POOLED	179	397	0	0
<i>Total Use of Money and Property</i>			179	397	0	0
<b>Total 6380 Plan'g- In-lieuParks</b>			<b>179</b>	<b>397</b>	<b>0</b>	<b>0</b>
<b>6390 FinalMap&amp;PlanChckFee</b>						
<i>Use of Money and Property</i>						
		441115 INVESTMT INCOME-INT POOLED	533	1,180	0	0
<i>Total Use of Money and Property</i>			533	1,180	0	0
<b>Total 6390 FinalMap&amp;PlanChckFee</b>			<b>533</b>	<b>1,180</b>	<b>0</b>	<b>0</b>
<b>6400 Transit Ticket Sales</b>						
<i>Use of Money and Property</i>						
		441115 INVESTMT INCOME-INT POOLED	16	35	0	0

## County of Marin

### Detail of Additional Financing Sources by Fund and Account Governmental Funds Fiscal Year 2017-18

Fund Name	Financing Source Category	Financing Source Account	2015-16 Actual	2016-17 Estimated	2017-18 Recommended	2017-18 Adopted by the Board of Supervisors
1	2	3	4	5	6	7
<i>Total Use of Money and Property</i>			16	35	0	0
<b>Total 6400 Transit Ticket Sales</b>			<b>16</b>	<b>35</b>	<b>0</b>	<b>0</b>
<b>6410 Welfare Program</b>						
<i>Use of Money and Property</i>						
		441115 INVESTMT INCOME-INT POOLED	312	137	0	0
<i>Total Use of Money and Property</i>			312	137	0	0
<b>Total 6410 Welfare Program</b>			<b>312</b>	<b>137</b>	<b>0</b>	<b>0</b>
<b>6440 SpclCircumstnPC987.9</b>						
<i>Use of Money and Property</i>						
		441115 INVESTMT INCOME-INT POOLED	252	558	0	0
<i>Total Use of Money and Property</i>			252	558	0	0
<b>Total 6440 SpclCircumstnPC987.9</b>			<b>252</b>	<b>558</b>	<b>0</b>	<b>0</b>
<b>6450 AutomatWrntVC40508.5</b>						
<i>Use of Money and Property</i>						
		441115 INVESTMT INCOME-INT POOLED	8	18	0	0
<i>Total Use of Money and Property</i>			8	18	0	0
<b>Total 6450 AutomatWrntVC40508.5</b>			<b>8</b>	<b>18</b>	<b>0</b>	<b>0</b>

## County of Marin

### Detail of Additional Financing Sources by Fund and Account Governmental Funds Fiscal Year 2017-18

Fund Name	Financing Source Category	Financing Source Account	2015-16 Actual	2016-17 Estimated	2017-18 Recommended	2017-18 Adopted by the Board of Supervisors
1	2	3	4	5	6	7
<b>6460 Miller Pk Boat Launch</b>						
<i>Use of Money and Property</i>						
		441115 INVESTMT INCOME-INT POOLED	121	268	0	0
<i>Total Use of Money and Property</i>			121	268	0	0
<b>Total 6460 Miller Pk Boat Launch</b>			<b>121</b>	<b>268</b>	<b>0</b>	<b>0</b>
<b>6470 Black Point Boat Launch</b>						
<i>Use of Money and Property</i>						
		441115 INVESTMT INCOME-INT POOLED	72	159	0	0
<i>Total Use of Money and Property</i>			72	159	0	0
<b>Total 6470 Black Point Boat Launch</b>			<b>72</b>	<b>159</b>	<b>0</b>	<b>0</b>
<b>6500 "Temporary" SRF - Fund to be Eliminated</b>						
<i>Use of Money and Property</i>						
		441115 INVESTMT INCOME-INT POOLED	165	366	0	0
<i>Total Use of Money and Property</i>			165	366	0	0
<b>Total 6500 "Temporary" SRF - Fund to be Eliminated</b>			<b>165</b>	<b>366</b>	<b>0</b>	<b>0</b>
<b>6520 Asset Forfeiture</b>						
<i>Use of Money and Property</i>						
		441115 INVESTMT INCOME-INT POOLED	1	1	0	0
<i>Total Use of Money and Property</i>			1	1	0	0



## County of Marin

### Detail of Additional Financing Sources by Fund and Account Governmental Funds Fiscal Year 2017-18

Fund Name	Financing Source Category	Financing Source Account	2015-16 Actual	2016-17 Estimated	2017-18 Recommended	2017-18 Adopted by the Board of Supervisors
1	2	3	4	5	6	7
<b>Total 6520 Asset Forfeiture</b>			1	1	0	0
<b>Total Special Revenue Funds</b>			126,116,099	306,007,793	324,044,273	324,044,273
<b>Capital Project Funds</b>						
<b>1410 Courthouse Construction Fund (GC 76100)</b>						
<i>Fines, Forfeitures, and Penalties</i>						
		431210 OTHER COURT FINES	349,340	303,673	350,000	350,000
<i>Total Fines, Forfeitures, and Penalties</i>			349,340	303,673	350,000	350,000
<i>Use of Money and Property</i>						
		441115 INVESTMT INCOME-INT POOLED	1,487	3,917	0	0
<i>Total Use of Money and Property</i>			1,487	3,917	0	0
<b>Total 1410 Courthouse Construction Fund (GC 76100)</b>			<b>350,827</b>	<b>307,590</b>	<b>350,000</b>	<b>350,000</b>
<b>1420 Countywide Gov Capital Projects</b>						
<i>Use of Money and Property</i>						
		441115 INVESTMT INCOME-INT POOLED	(3,106)	32,468	0	0
<i>Total Use of Money and Property</i>			(3,106)	32,468	0	0
<i>Intergovernmental Revenues</i>						
		452610 FEDERAL-OTHER	0	293,185	0	0

## County of Marin

### Detail of Additional Financing Sources by Fund and Account Governmental Funds Fiscal Year 2017-18

Fund Name 1	Financing Source Category 2	Financing Source Account 3	2015-16 Actual 4	2016-17 Estimated 5	2017-18 Recommended 6	2017-18 Adopted by the Board of Supervisors 7
	453110	OTH-GOVERNMENTAL AGENCIES	526,543	774,731	222,001	222,001
	451970	STATE-OTHER	294,671	0	0	0
<i>Total Intergovernmental Revenues</i>			821,214	1,067,916	222,001	222,001
<i>Charges for Current Services</i>						
	462690	OTHER - CONTRACT REV	1,750	0	0	0
	463110	INTERFUND REVENUE	0	0	501,834	501,834
	463415	INTER-FUND COST REC-DPW SAL	15,898	0	0	0
<i>Total Charges for Current Services</i>			17,648	0	501,834	501,834
<i>Miscellaneous Revenues</i>						
	470310	MISC REVENUES	83,150	468,805	0	0
	470330	MIS REV-CONTRI AND DONATIONS	270,000	0	0	0
<i>Total Miscellaneous Revenues</i>			353,150	468,805	0	0
<i>Other Financing Sources</i>						
	480210	Transfers-In	6,715,895	4,464,200	4,000,000	4,000,000
<i>Total Other Financing Sources</i>			6,715,895	4,464,200	4,000,000	4,000,000
<b>Total 1420 Countywide Gov Capital Projects</b>			<b>7,904,801</b>	<b>6,033,389</b>	<b>4,723,835</b>	<b>4,723,835</b>

# County of Marin

## Detail of Additional Financing Sources by Fund and Account Governmental Funds Fiscal Year 2017-18

Fund Name	Financing Source Category	Financing Source Account	2015-16 Actual	2016-17 Estimated	2017-18 Recommended	2017-18 Adopted by the Board of Supervisors
1	2	3	4	5	6	7

**1430 Capital Fund - Road and Bridge**

*Use of Money and Property*

441115 INVESTMT INCOME-INT POOLED	11,611	43,443	0	0
-----------------------------------	--------	--------	---	---

<i>Total Use of Money and Property</i>	11,611	43,443	0	0
--	--------	--------	---	---

*Intergovernmental Revenues*

452610 FEDERAL-OTHER	0	20,062	0	0
----------------------	---	--------	---	---

453110 OTH-GOVERNMENTAL AGENCIES	1,033,027	144,174	1,500,000	1,500,000
----------------------------------	-----------	---------	-----------	-----------

<i>Total Intergovernmental Revenues</i>	1,033,027	164,236	1,500,000	1,500,000
---	-----------	---------	-----------	-----------

*Charges for Current Services*

462690 OTHER - CONTRACT REV	75,224	0	0	0
-----------------------------	--------	---	---	---

<i>Total Charges for Current Services</i>	75,224	0	0	0
---	--------	---	---	---

*Miscellaneous Revenues*

470310 MISC REVENUES	0	860	0	0
----------------------	---	-----	---	---

470330 MIS REV-CONTRI AND DONATIONS	317,852	49,005	0	0
-------------------------------------	---------	--------	---	---

<i>Total Miscellaneous Revenues</i>	317,852	49,865	0	0
-------------------------------------	---------	--------	---	---

*Other Financing Sources*

480210 Transfers-In	6,607,954	7,000,000	5,000,000	5,000,000
---------------------	-----------	-----------	-----------	-----------

480520 TRANSFERS IN-COUNTY WIDE INIT	0	1,000,000	0	0
--------------------------------------	---	-----------	---	---

## County of Marin

### Detail of Additional Financing Sources by Fund and Account Governmental Funds Fiscal Year 2017-18

Fund Name 1	Financing Source Category 2	Financing Source Account 3	2015-16 Actual 4	2016-17 Estimated 5	2017-18 Recommended 6	2017-18 Adopted by the Board of Supervisors 7
<i>Total Other Financing Sources</i>			6,607,954	8,000,000	5,000,000	5,000,000
<b>Total 1430 Capital Fund - Road and Bridge</b>			<b>8,045,668</b>	<b>8,257,544</b>	<b>6,500,000</b>	<b>6,500,000</b>
<b>1440 COP Projects</b>						
<i>Use of Money and Property</i>						
		441115 INVESTMT INCOME-INT POOLED	21,587	0	0	0
<i>Total Use of Money and Property</i>			21,587	0	0	0
<i>Other Financing Sources</i>						
		480210 Transfers-In	0	5,418,268	0	0
		480710 LONG-TERM DEBT PROCEEDS	25,509,349	0	0	0
<i>Total Other Financing Sources</i>			25,509,349	5,418,268	0	0
<b>Total 1440 COP Projects</b>			<b>25,530,936</b>	<b>5,418,268</b>	<b>0</b>	<b>0</b>
<b>Total Capital Project Funds</b>			<b>41,832,232</b>	<b>20,016,791</b>	<b>11,573,835</b>	<b>11,573,835</b>

### Debt Service Funds

#### 1600 2003 Pension Obligation Bonds

<i>Use of Money and Property</i>						
		441110 INVESTMT INCOME-INT	0	85	0	0
		441125 INVESTMT INCOME-INT AGENCY	223	326	5,000	5,000

## County of Marin

### Detail of Additional Financing Sources by Fund and Account Governmental Funds Fiscal Year 2017-18

Fund Name	Financing Source Category	Financing Source Account	2015-16 Actual	2016-17 Estimated	2017-18 Recommended	2017-18 Adopted by the Board of Supervisors
1	2	3	4	5	6	7
		441115 INVESTMT INCOME-INT POOLED	5,031	7,816	0	0
<i>Total Use of Money and Property</i>			5,254	8,227	5,000	5,000
<i>Miscellaneous Revenues</i>						
		470420 MISC-EMPLOYER CONTRI	0	0	9,945,621	9,945,621
<i>Total Miscellaneous Revenues</i>			0	0	9,945,621	9,945,621
<i>Other Financing Sources</i>						
		480210 Transfers-In	8,884,189	9,063,956	0	0
<i>Total Other Financing Sources</i>			8,884,189	9,063,956	0	0
<b>Total 1600 2003 Pension Obligation Bonds</b>			<b>8,889,443</b>	<b>9,072,183</b>	<b>9,950,621</b>	<b>9,950,621</b>
<b>1610 Tobacco Securitization Bond</b>						
<i>Use of Money and Property</i>						
		441110 INVESTMT INCOME-INT	127,293	128,341	125,000	125,000
		441115 INVESTMT INCOME-INT POOLED	1	6	0	0
<i>Total Use of Money and Property</i>			127,294	128,347	125,000	125,000
<i>Miscellaneous Revenues</i>						
		470250 MIS REV-TOBACCO SETTLEMENT	2,175,560	2,237,566	2,280,000	2,280,000
<i>Total Miscellaneous Revenues</i>			2,175,560	2,237,566	2,280,000	2,280,000
<b>Total 1610 Tobacco Securitization Bond</b>			<b>2,302,854</b>	<b>2,365,913</b>	<b>2,405,000</b>	<b>2,405,000</b>

## County of Marin

### Detail of Additional Financing Sources by Fund and Account Governmental Funds Fiscal Year 2017-18

Fund Name	Financing Source Category	Financing Source Account	2015-16 Actual	2016-17 Estimated	2017-18 Recommended	2017-18 Adopted by the Board of Supervisors
1	2	3	4	5	6	7
<b>1630 ConsolReasmtBds-Prpy</b>						
<i>Use of Money and Property</i>						
		441115 INVESTMT INCOME-INT POOLED	4	10	0	0
<i>Total Use of Money and Property</i>			4	10	0	0
<b>Total 1630 ConsolReasmtBds-Prpy</b>			<b>4</b>	<b>10</b>	<b>0</b>	<b>0</b>
<b>1660 MCOS SlpyHlwBondsDSF</b>						
<i>Use of Money and Property</i>						
		441115 INVESTMT INCOME-INT POOLED	41	90	0	0
<i>Total Use of Money and Property</i>			41	90	0	0
<b>Total 1660 MCOS SlpyHlwBondsDSF</b>			<b>41</b>	<b>90</b>	<b>0</b>	<b>0</b>
<b>1680 2001 Certificates of Participation</b>						
<i>Use of Money and Property</i>						
		441110 INVESTMT INCOME-INT	0	26	0	0
		441115 INVESTMT INCOME-INT POOLED	193	(3,525)	0	0
		441125 INVESTMT INCOME-INT AGENCY	9	93	0	0
<i>Total Use of Money and Property</i>			202	(3,406)	0	0
<i>Other Financing Sources</i>						
		480210 Transfers-In	891,571	0	900,471	900,471
<i>Total Other Financing Sources</i>			891,571	0	900,471	900,471

# County of Marin

## Detail of Additional Financing Sources by Fund and Account Governmental Funds Fiscal Year 2017-18

Fund Name	Financing Source Category	Financing Source Account	2015-16 Actual	2016-17 Estimated	2017-18 Recommended	2017-18 Adopted by the Board of Supervisors
1	2	3	4	5	6	7
<b>Total 1680 2001 Certificates of Participation</b>			<b>891,773</b>	<b>(3,406)</b>	<b>900,471</b>	<b>900,471</b>
<b>1690 2010 Certificates of Participation</b>						
<i>Use of Money and Property</i>						
		441115 INVESTMT INCOME-INT POOLED	(31)	0	0	0
		441125 INVESTMT INCOME-INT AGENCY	196	0	0	0
<i>Total Use of Money and Property</i>			165	0	0	0
<i>Other Financing Sources</i>						
		480210 Transfers-In	56,494,814	0	0	0
<i>Total Other Financing Sources</i>			56,494,814	0	0	0
<b>Total 1690 2010 Certificates of Participation</b>			<b>56,494,979</b>	<b>0</b>	<b>0</b>	<b>0</b>
<b>1700 1915 Marshal #1 - East Shore Wastewater Project</b>						
<i>Taxes</i>						
		411125 PROP TAX CUR SEC SPL BEN TAX	55,432	53,859	58,200	58,200
<i>Total Taxes</i>			55,432	53,859	58,200	58,200
<i>Use of Money and Property</i>						
		441115 INVESTMT INCOME-INT POOLED	139	294	0	0
<i>Total Use of Money and Property</i>			139	294	0	0
<i>Charges for Current Services</i>						
		460120 TAX COL FEES ADM (CTRA)	(186)	(186)	0	0

## County of Marin

### Detail of Additional Financing Sources by Fund and Account Governmental Funds Fiscal Year 2017-18

Fund Name	Financing Source Category	Financing Source Account	2015-16 Actual	2016-17 Estimated	2017-18 Recommended	2017-18 Adopted by the Board of Supervisors
1	2	3	4	5	6	7
<i>Total Charges for Current Services</i>			(186)	(186)	0	0
<b>Total 1700 1915 Marshal #1 - East Shore Wastewater Project</b>			<b>55,385</b>	<b>53,967</b>	<b>58,200</b>	<b>58,200</b>
<b>1710 1915 Marshal #2 - East Shore Wastewater Project</b>						
<i>Taxes</i>						
	411125	PROP TAX CUR SEC SPL BEN TAX	56,679	33,891	37,000	37,000
<i>Total Taxes</i>			56,679	33,891	37,000	37,000
<i>Use of Money and Property</i>						
	441115	INVESTMT INCOME-INT POOLED	95	191	0	0
<i>Total Use of Money and Property</i>			95	191	0	0
<i>Charges for Current Services</i>						
	460120	TAX COL FEES ADM (CTRA)	(84)	(78)	0	0
<i>Total Charges for Current Services</i>			(84)	(78)	0	0
<b>Total 1710 1915 Marshal #2 - East Shore Wastewater Project</b>			<b>56,690</b>	<b>34,004</b>	<b>37,000</b>	<b>37,000</b>
<b>1720 2015 Certificates of Participation</b>						
<i>Use of Money and Property</i>						
	441115	INVESTMT INCOME-INT POOLED	31,435	(12,284)	0	0
	441125	INVESTMT INCOME-INT AGENCY	128	239	0	0
<i>Total Use of Money and Property</i>			31,563	(12,045)	0	0



## County of Marin

### Detail of Additional Financing Sources by Fund and Account Governmental Funds Fiscal Year 2017-18

Fund Name	Financing Source Category	Financing Source Account	2015-16 Actual	2016-17 Estimated	2017-18 Recommended	2017-18 Adopted by the Board of Supervisors
1	2	3	4	5	6	7
<i>Other Financing Sources</i>						
		480210 Transfers-In	4,494,832	0	4,504,075	4,504,075
		480720 ORIGINAL ISSUE PREMIUMS	2,581,188	0	0	0
		480710 LONG-TERM DEBT PROCEEDS	54,630,651	0	0	0
<i>Total Other Financing Sources</i>			61,706,671	0	4,504,075	4,504,075
<b>Total 1720 2015 Certificates of Participation</b>			<b>61,738,234</b>	<b>(12,045)</b>	<b>4,504,075</b>	<b>4,504,075</b>
<b>Total Debt Service Funds</b>			<b>130,429,403</b>	<b>11,510,716</b>	<b>17,855,367</b>	<b>17,855,367</b>
<b>Total All Funds</b>			<b>734,142,463</b>	<b>662,399,660</b>	<b>650,758,880</b>	<b>650,758,880</b>

## County of Marin

### Summary of Financing Uses by Function and Fund Governmental Funds Fiscal Year 2017-18

Description	2015-16 Actual	2016-17 Estimated	2017-18 Recommended	2017-18 Adopted by the Board of Supervisors
1	2	3	4	5

#### Summarization by Function

General Government	239,126,985	128,305,370	126,562,035	126,562,035
Public Protection	171,907,365	174,339,862	176,448,982	176,448,982
Public Ways and Facilities	23,905,507	23,979,873	22,930,552	22,930,552
Health and Sanitation	138,774,545	173,099,398	185,682,925	185,682,925
Public Assistance	103,275,269	104,920,635	129,311,818	129,311,818
Education	15,334,337	15,335,665	17,308,506	17,308,506
Recreation and Cultural Services	20,082,872	21,023,338	19,672,311	19,672,311
<b>Total Financing Uses by Function</b>	<b>712,406,880</b>	<b>641,004,141</b>	<b>677,917,129</b>	<b>677,917,129</b>
2560 Measure A - Parks & Open Space	0	0	4,068,438	4,068,438
2670 Realignment - Public Safety	0	0	0	0
<b>Total Appropriations for Contingencies</b>	<b>0</b>	<b>0</b>	<b>4,068,438</b>	<b>4,068,438</b>
<b>Subtotal Financing Uses</b>	<b>712,406,880</b>	<b>641,004,141</b>	<b>681,985,567</b>	<b>681,985,567</b>
<b>Total Financing Uses:</b>	<b>712,406,880</b>	<b>641,004,141</b>	<b>681,985,567</b>	<b>681,985,567</b>

## County of Marin

### Summary of Financing Uses by Function and Fund (Cont.) Governmental Funds Fiscal Year 2017-18

Description	2015-16 Actual	2016-17 Estimated	2017-18 Recommended	2017-18 Adopted by the Board of Supervisors
1	2	3	4	5

#### Summarization by Fund

1000 General Fund	430,652,446	293,563,864	322,828,566	322,828,566
1010 Miscellaneous Projects	323,807	11,347,728	0	0
1410 Courthouse Construction Fund (GC 76100)	353,259	0	350,000	350,000
1420 Countywide Gov Capital Projects	7,770,964	11,854,775	4,723,835	4,723,835
1430 Capital Fund - Road and Bridge	9,248,217	6,386,099	6,500,000	6,500,000
1440 COP Projects	0	552,952	0	0
1600 2003 Pension Obligation Bonds	8,931,896	9,423,052	9,950,621	9,950,621
1610 Tobacco Securitization Bond	2,343,586	2,346,211	2,405,000	2,405,000
1680 2001 Certificates of Participation	891,581	894,194	900,471	900,471
1690 2010 Certificates of Participation	60,486,770	0	0	0
1700 1915 Marshal #1 - East Shore Wastewater Project	49,086	53,012	58,200	58,200
1710 1915 Marshal #2 - East Shore Wastewater Project	34,594	16,619	37,000	37,000
1720 2015 Certificates of Participation	61,720,216	4,480,925	4,504,075	4,504,075
2020 Electronic Recording Delivery Systems	16,904	33,916	60,000	60,000
2030 Records Modernization (GC 27361)	476,648	334,809	360,000	360,000
2040 Micrographics Conversion (GF 27361.4)	71,993	45,779	90,000	90,000
2050 Vital Records Modernization (SB 1535)	6,023	13,290	15,000	15,000
2060 SSN Truncation Program	73,571	35,876	70,000	70,000
2070 Planning In-Lieu Housing	188,327	1,441,738	700,000	700,000
2080 Building Inspection	3,457,633	3,351,978	3,575,590	3,575,590
2090 Environmental Health Services	3,901,345	3,881,225	4,453,836	4,453,836

## County of Marin

### Summary of Financing Uses by Function and Fund (Cont.)

#### Governmental Funds Fiscal Year 2017-18

Description	2015-16 Actual	2016-17 Estimated	2017-18 Recommended	2017-18 Adopted by the Board of Supervisors
1	2	3	4	5

#### Summarization by Fund

2100 HUD Fund	2,199,961	2,276,373	1,732,870	1,732,870
2110 East Shore Wastewater Maintenance Fund	49,956	77,050	67,000	67,000
2120 Child Support Services	3,965,292	3,618,239	4,007,136	4,007,136
2130 DOJ Equitable Sharing Program	84,641	18,891	0	0
2140 High Tech Theft Apprehension & Prosecution (County)	1,425,028	1,453,392	3,078,791	3,078,791
2150 MCERA Employees	2,248,072	2,324,520	2,736,000	2,736,000
2160 Road	9,370,620	9,765,225	12,106,339	12,106,339
2170 Survey Monument Preservation	69,076	0	20,000	20,000
2180 Tidelands Use Fees	5,874	8,813	0	0
2200 Roadway Impact Fees	1,750,000	1,750,000	1,750,000	1,750,000
2220 Traffic - Strawberry Interchange Plan	0	0	0	0
2250 Zero Waste Public Outreach	30,000	0	20,000	20,000
2260 Non-Motorized Transportation Plan (NTPP)	823,636	648,701	0	0
2280 Hospital Preparedness Program (HPP)	551,773	500,718	827,329	827,329
2290 California Tobacco Control Program (CTCP)	150,000	150,000	150,000	150,000
2300 Domestic Violence (W&I 18305)	53,183	52,579	66,000	66,000
2310 Children's Trust (AB 2994)	49,992	23,400	23,400	23,400
2320 SocSvcsRealignment	10,361,619	12,103,056	10,918,085	10,918,085
2330 Hlth SvcsRealignment	10,320,138	9,114,003	10,249,402	10,249,402
2340 Health Program	1,194,866	485,761	447,865	447,865
2350 Emergency Medical Services (GC 76104)	1,211,871	686,774	765,255	765,255
2360 MENTAL HEALTH REALIGNMENT	13,439,758	12,942,663	11,817,205	11,817,205

## County of Marin

### Summary of Financing Uses by Function and Fund (Cont.) Governmental Funds Fiscal Year 2017-18

Description	2015-16 Actual	2016-17 Estimated	2017-18 Recommended	2017-18 Adopted by the Board of Supervisors
1	2	3	4	5

#### Summarization by Fund

2370 Mental Health Program	0	1,775,399	200,000	200,000
2380 Mental Health Services Act (Prop 63)	7,742,019	7,335,810	13,816,073	13,816,073
2390 Substance Abuse Prevention and Treatment (SAPT)	1,840,635	1,978,166	2,010,347	2,010,347
2400 Project Independence	0	0	0	0
2410 Realignment - CalWORKS MOE	1,705,139	1,852,197	1,773,410	1,773,410
2420 DHCS Intergovernmental Transfer Agreement	2,410,171	2,388,733	287,510	287,510
2450 Child Car Seat Program	0	0	0	0
2470 Marin County Library	13,843,511	13,069,536	15,099,304	15,099,304
2480 MCFL Measure A	2,450,106	1,940,748	2,400,000	2,400,000
2490 Marin County Library Trust	0	6,500	0	0
2510 Corte Madera Library - A. Cello Fund	0	41,979	0	0
2520 California Room Trust - Watkins Estate	0	6,000	0	0
2550 Luiz Ranch Endowment	12,000	0	0	0
2560 Measure A - Parks & Open Space	10,477,413	11,807,935	13,893,483	13,893,483
2570 Realignment - Juvenile Justice Crime Prevention	0	682,093	754,927	754,927
2580 Inmate Welfare Fund	123,043	278,938	207,789	207,789
2590 DMV Vehicle Theft (PC 9250.14)	100,000	100,000	100,000	100,000
2600 Suppl Lcl Law Enf - Rural Counties and COPS	325,113	265,055	0	0
2610 Crime Prevention - DCEP	20,000	0	15,000	15,000
2630 Asset Forfeiture	0	58,000	0	0
2640 Auto Finger ID (GC 76102)	31,469	1,201,274	145,577	145,577
2670 Realignment - Public Safety	5,294,673	5,099,171	5,356,528	5,356,528

## County of Marin

### Summary of Financing Uses by Function and Fund (Cont.) Governmental Funds Fiscal Year 2017-18

Description 1	2015-16 Actual 2	2016-17 Estimated 3	2017-18 Recommended 4	2017-18 Adopted by the Board of Supervisors 5
------------------	------------------------	---------------------------	-----------------------------	--

#### Summarization by Fund

2680 Realignment - SB 1020	12,069,389	10,326,726	11,690,343	11,690,343
2690 Realignment - Juvenile Justice YOBG	1,413,785	747,668	725,000	725,000
2700 Countywide Grants	1,406,968	781,334	0	0
2720 Dispute Resolution (BP 470.3)	0	33,000	0	0
2730 Criminal Justice Fac (GC 76101)	419,588	0	450,000	450,000
2740 Real Estate Fraud (GC 27388)	90,000	0	0	0
2760 Medi-Cal ManagedCare	399	0	0	0
2790 SB678 Community Correction Performance	0	1,098,389	967,350	967,350
2800 HHS OPERATING	0	169,977,468	189,688,055	189,688,055
2810 Fish and Wildlife Commission	48,213	39,222	40,000	40,000
2860 Asset Forfeiture	0	1,990	0	0
2870 Asset Forfeiture	0	31,700	0	0
2880 Asset Forfeiture	0	20,910	0	0
6230 CDC - H1N1	105	0	0	0
6240 Other Grants	46,613	0	0	0
6250 CSA #23 Tera Linda Area	17,417	0	0	0
6260 CSA #25 San Marin Area	4,323	0	0	0
6270 Affordable Housing Fund	14,100	0	0	0
6280 Marin Transport Proj	0	0	0	0
6310 Traffic N. GateActiv	0	0	0	0
6340 Alcohol and Drug Program	0	0	0	0
6410 Welfare Program	146,466	0	0	0

## County of Marin

### Summary of Financing Uses by Function and Fund (Cont.)

#### Governmental Funds

#### Fiscal Year 2017-18

Description 1	2015-16 Actual 2	2016-17 Estimated 3	2017-18 Recommended 4	2017-18 Adopted by the Board of Supervisors 5
------------------	------------------------	---------------------------	-----------------------------	--

**Summarization by Fund**

<b>Total Summarization by Fund</b>	<b>712,406,880</b>	<b>641,004,141</b>	<b>681,985,567</b>	<b>681,985,567</b>
------------------------------------	--------------------	--------------------	--------------------	--------------------

## County of Marin

### Detail of Financing Uses by Function, Activity and Budget Unit Governmental Funds Fiscal Year 2017-18

Function, Activity, and Budget Unit	2015-16 Actual	2016-17 Estimated	2017-18 Recommended	2017-18 Adopted by the Board of Supervisors
1	2	3	4	5

#### General Government

##### Communication

410 DEPARTMENT OF PUBLIC WORKS	3,414,556	4,815,850	3,245,299	3,245,299
--------------------------------	-----------	-----------	-----------	-----------

<b>Activity Total: Communication</b>	<b>3,414,556</b>	<b>4,815,850</b>	<b>3,245,299</b>	<b>3,245,299</b>
--------------------------------------	------------------	------------------	------------------	------------------

##### County Counsel

340 COUNTY COUNSEL	5,043,100	5,182,641	5,375,884	5,375,884
--------------------	-----------	-----------	-----------	-----------

<b>Activity Total: County Counsel</b>	<b>5,043,100</b>	<b>5,182,641</b>	<b>5,375,884</b>	<b>5,375,884</b>
---------------------------------------	------------------	------------------	------------------	------------------

##### Elections

390 ELECTIONS	3,150,413	2,596,956	3,177,644	3,177,644
---------------	-----------	-----------	-----------	-----------

<b>Activity Total: Elections</b>	<b>3,150,413</b>	<b>2,596,956</b>	<b>3,177,644</b>	<b>3,177,644</b>
----------------------------------	------------------	------------------	------------------	------------------

##### Finance

310 ASSESSOR RECORDER COUNTY CLERK	7,599,840	7,551,141	8,135,664	8,135,664
------------------------------------	-----------	-----------	-----------	-----------

320 DEPARTMENT OF FINANCE	8,115,287	7,664,500	9,044,192	9,044,192
---------------------------	-----------	-----------	-----------	-----------

410 DEPARTMENT OF PUBLIC WORKS	498,212	633,942	912,098	912,098
--------------------------------	---------	---------	---------	---------

<b>Activity Total: Finance</b>	<b>16,213,339</b>	<b>15,849,583</b>	<b>18,091,954</b>	<b>18,091,954</b>
--------------------------------	-------------------	-------------------	-------------------	-------------------

##### Legislative and Administrative

300 COUNTY ADMINISTRATORS OFFICE	8,135,856	5,633,433	6,521,426	6,521,426
----------------------------------	-----------	-----------	-----------	-----------

330 BOARD OF SUPERVISORS	3,390,290	3,417,479	3,758,649	3,758,649
--------------------------	-----------	-----------	-----------	-----------



## County of Marin

### Detail of Financing Uses by Function, Activity and Budget Unit Governmental Funds Fiscal Year 2017-18

Function, Activity, and Budget Unit 1	2015-16 Actual 2	2016-17 Estimated 3	2017-18 Recommended 4	2017-18 Adopted by the Board of Supervisors 5
<b>Activity Total: Legislative and Administrative</b>	<b>11,526,146</b>	<b>9,050,912</b>	<b>10,280,075</b>	<b>10,280,075</b>
<b>Other General</b>				
360 INFORMATION SVC AND TECHNOLOGY	22,264,451	23,302,351	21,158,832	21,158,832
380 MCERA	2,248,072	2,324,520	2,736,000	2,736,000
410 DEPARTMENT OF PUBLIC WORKS	10,537,643	8,202,618	5,807,524	5,807,524
900 NON DEPARTMENTAL	140,578,064	30,085,626	34,535,144	34,535,144
<b>Activity Total: Other General</b>	<b>175,628,230</b>	<b>63,915,115</b>	<b>64,237,500</b>	<b>64,237,500</b>
<b>Personnel</b>				
340 COUNTY COUNSEL	152,433	151,140	158,759	158,759
350 HUMAN RESOURCES	5,721,982	5,868,014	6,449,437	6,449,437
<b>Activity Total: Personnel</b>	<b>5,874,415</b>	<b>6,019,154</b>	<b>6,608,196</b>	<b>6,608,196</b>
<b>Plant Acquisition</b>				
410 DEPARTMENT OF PUBLIC WORKS	2,822,811	11,262,220	7,034,424	7,034,424
520 MARIN COUNTY PARKS	0	0	0	0
540 MARIN COUNTY FREE LIBRARY	1,261,139	60,748	500,000	500,000
<b>Activity Total: Plant Acquisition</b>	<b>4,083,950</b>	<b>11,322,968</b>	<b>7,534,424</b>	<b>7,534,424</b>
<b>Property Management</b>				
300 COUNTY ADMINISTRATORS OFFICE	377,911	395,348	295,265	295,265
410 DEPARTMENT OF PUBLIC WORKS	13,491,678	8,770,852	7,447,756	7,447,756
530 CULTURAL SERVICES	323,247	385,991	268,038	268,038

## County of Marin

**Detail of Financing Uses by Function, Activity and Budget Unit**  
**Governmental Funds**  
**Fiscal Year 2017-18**

Function, Activity, and Budget Unit 1	2015-16 Actual 2	2016-17 Estimated 3	2017-18 Recommended 4	2017-18 Adopted by the Board of Supervisors 5
<b>Activity Total: Property Management</b>	<b>14,192,836</b>	<b>9,552,191</b>	<b>8,011,059</b>	<b>8,011,059</b>
<b>Function Total: General Government</b>	<b>239,126,985</b>	<b>128,305,370</b>	<b>126,562,035</b>	<b>126,562,035</b>

# County of Marin

## Detail of Financing Uses by Function, Activity and Budget Unit Governmental Funds Fiscal Year 2017-18

Function, Activity, and Budget Unit	2015-16 Actual	2016-17 Estimated	2017-18 Recommended	2017-18 Adopted by the Board of Supervisors
1	2	3	4	5

### Public Protection

#### Detention and Correction

240 PROBATION	20,449,009	21,469,239	21,753,012	21,753,012
260 SHERIFF CORONERS OFFICE	26,233,623	26,711,925	27,844,709	27,844,709

<b>Activity Total: Detention and Correction</b>	<b>46,682,632</b>	<b>48,181,164</b>	<b>49,597,721</b>	<b>49,597,721</b>
---	-------------------	-------------------	-------------------	-------------------

#### Fire Protection

230 MARIN COUNTY FIRE	20,003,842	20,128,418	19,103,138	19,103,138
-----------------------	------------	------------	------------	------------

<b>Activity Total: Fire Protection</b>	<b>20,003,842</b>	<b>20,128,418</b>	<b>19,103,138</b>	<b>19,103,138</b>
--	-------------------	-------------------	-------------------	-------------------

#### Flood Cntrl and Soil and Water Conserve

410 DEPARTMENT OF PUBLIC WORKS	21,376	815,857	707,887	707,887
--------------------------------	--------	---------	---------	---------

<b>Activity Total: Flood Cntrl and Soil and Water Conserve</b>	<b>21,376</b>	<b>815,857</b>	<b>707,887</b>	<b>707,887</b>
--	---------------	----------------	----------------	----------------

#### Judicial

200 CHILD SUPPORT SERVICES	4,996,738	4,607,692	5,119,631	5,119,631
220 DISTRICT ATTORNEY	14,321,089	12,872,335	13,002,088	13,002,088
250 PUBLIC DEFENDER	7,448,379	7,858,372	7,978,691	7,978,691
900 NON DEPARTMENTAL	2,125,576	1,451,622	2,108,700	2,108,700

<b>Activity Total: Judicial</b>	<b>28,891,782</b>	<b>26,790,021</b>	<b>28,209,110</b>	<b>28,209,110</b>
---------------------------------	-------------------	-------------------	-------------------	-------------------

#### Other Protection

100 HEALTH AND HUMAN SERVICES	2,346,289	2,164,039	2,126,659	2,126,659
220 DISTRICT ATTORNEY	1,869,184	3,702,789	5,118,816	5,118,816

## County of Marin

### Detail of Financing Uses by Function, Activity and Budget Unit Governmental Funds Fiscal Year 2017-18

Function, Activity, and Budget Unit	2015-16 Actual	2016-17 Estimated	2017-18 Recommended	2017-18 Adopted by the Board of Supervisors
1	2	3	4	5
230 MARIN COUNTY FIRE	6,225,364	5,740,203	5,568,875	5,568,875
260 SHERIFF CORONERS OFFICE	2,278,063	2,326,371	2,084,664	2,084,664
300 COUNTY ADMINISTRATORS OFFICE	3,252,111	3,327,470	3,376,047	3,376,047
310 ASSESSOR RECORDER COUNTY CLERK	2,975,706	2,376,803	2,685,303	2,685,303
320 DEPARTMENT OF FINANCE	585,668	540,347	544,444	544,444
400 COMMUNITY DEVELOPMENT AGENCY	6,143,015	6,753,187	5,877,195	5,877,195
410 DEPARTMENT OF PUBLIC WORKS	4,575,343	4,522,673	4,772,403	4,772,403
900 NON DEPARTMENTAL	48,213	39,222	40,000	40,000
<b>Activity Total: Other Protection</b>	<b>30,298,956</b>	<b>31,493,104</b>	<b>32,194,406</b>	<b>32,194,406</b>
<b>Police Protection</b>				
260 SHERIFF CORONERS OFFICE	40,146,459	41,260,373	40,504,898	40,504,898
<b>Activity Total: Police Protection</b>	<b>40,146,459</b>	<b>41,260,373</b>	<b>40,504,898</b>	<b>40,504,898</b>
<b>Protective Inspection</b>				
400 COMMUNITY DEVELOPMENT AGENCY	3,457,633	3,351,978	3,575,590	3,575,590
500 AGRICULTURE WEIGHTS MEASURES	2,404,685	2,318,947	2,556,232	2,556,232
<b>Activity Total: Protective Inspection</b>	<b>5,862,318</b>	<b>5,670,925</b>	<b>6,131,822</b>	<b>6,131,822</b>
<b>Function Total: Public Protection</b>	<b>171,907,365</b>	<b>174,339,862</b>	<b>176,448,982</b>	<b>176,448,982</b>

## County of Marin

### Detail of Financing Uses by Function, Activity and Budget Unit Governmental Funds Fiscal Year 2017-18

Function, Activity, and Budget Unit 1	2015-16 Actual 2	2016-17 Estimated 3	2017-18 Recommended 4	2017-18 Adopted by the Board of Supervisors 5
<b>Public Ways and Facilities</b>				
<b>Public Ways</b>				
410 DEPARTMENT OF PUBLIC WORKS	23,905,507	23,979,873	22,930,552	22,930,552
<b>Activity Total: Public Ways</b>	<b>23,905,507</b>	<b>23,979,873</b>	<b>22,930,552</b>	<b>22,930,552</b>
<b>Function Total: Public Ways and Facilities</b>	<b>23,905,507</b>	<b>23,979,873</b>	<b>22,930,552</b>	<b>22,930,552</b>

## County of Marin

### Detail of Financing Uses by Function, Activity and Budget Unit Governmental Funds Fiscal Year 2017-18

Function, Activity, and Budget Unit 1	2015-16 Actual 2	2016-17 Estimated 3	2017-18 Recommended 4	2017-18 Adopted by the Board of Supervisors 5
<b>Health and Sanitation</b>				
<b>California Children Services</b>				
100 HEALTH AND HUMAN SERVICES	2,066,740	2,570,041	3,356,691	3,356,691
<b>Activity Total: California Children Services</b>	<b>2,066,740</b>	<b>2,570,041</b>	<b>3,356,691</b>	<b>3,356,691</b>
<b>Health</b>				
100 HEALTH AND HUMAN SERVICES	129,062,597	127,665,758	175,895,523	175,895,523
400 COMMUNITY DEVELOPMENT AGENCY	4,731,534	4,239,856	4,832,266	4,832,266
900 NON DEPARTMENTAL	0	37,000,000	0	0
<b>Activity Total: Health</b>	<b>133,794,131</b>	<b>168,905,614</b>	<b>180,727,789</b>	<b>180,727,789</b>
<b>Sanitation Refuse Collect and Disposal</b>				
410 DEPARTMENT OF PUBLIC WORKS	2,913,674	1,623,743	1,598,445	1,598,445
<b>Activity Total: Sanitation Refuse Collect and Disposal</b>	<b>2,913,674</b>	<b>1,623,743</b>	<b>1,598,445</b>	<b>1,598,445</b>
<b>Function Total: Health and Sanitation</b>	<b>138,774,545</b>	<b>173,099,398</b>	<b>185,682,925</b>	<b>185,682,925</b>

## County of Marin

### Detail of Financing Uses by Function, Activity and Budget Unit Governmental Funds Fiscal Year 2017-18

Function, Activity, and Budget Unit 1	2015-16 Actual 2	2016-17 Estimated 3	2017-18 Recommended 4	2017-18 Adopted by the Board of Supervisors 5
<b>Public Assistance</b>				
<b>Administration</b>				
100 HEALTH AND HUMAN SERVICES	87,013,614	87,934,322	111,710,613	111,710,613
<b>Activity Total: Administration</b>	<b>87,013,614</b>	<b>87,934,322</b>	<b>111,710,613</b>	<b>111,710,613</b>
<b>Other Assistance</b>				
100 HEALTH AND HUMAN SERVICES	12,892,671	12,292,866	14,192,080	14,192,080
400 COMMUNITY DEVELOPMENT AGENCY	3,144,454	4,401,446	3,032,906	3,032,906
<b>Activity Total: Other Assistance</b>	<b>16,037,125</b>	<b>16,694,312</b>	<b>17,224,986</b>	<b>17,224,986</b>
<b>Veterans Services</b>				
100 HEALTH AND HUMAN SERVICES	224,530	292,001	376,219	376,219
<b>Activity Total: Veterans Services</b>	<b>224,530</b>	<b>292,001</b>	<b>376,219</b>	<b>376,219</b>
<b>Function Total: Public Assistance</b>	<b>103,275,269</b>	<b>104,920,635</b>	<b>129,311,818</b>	<b>129,311,818</b>

## County of Marin

### Detail of Financing Uses by Function, Activity and Budget Unit Governmental Funds Fiscal Year 2017-18

Function, Activity, and Budget Unit 1	2015-16 Actual 2	2016-17 Estimated 3	2017-18 Recommended 4	2017-18 Adopted by the Board of Supervisors 5
<b>Education</b>				
<b>Agricultural Education</b>				
510 UCCE FARM ADVISOR	301,859	331,650	309,202	309,202
<b>Activity Total: Agricultural Education</b>	<b>301,859</b>	<b>331,650</b>	<b>309,202</b>	<b>309,202</b>
<b>Library Services</b>				
540 MARIN COUNTY FREE LIBRARY	15,032,478	15,004,015	16,999,304	16,999,304
<b>Activity Total: Library Services</b>	<b>15,032,478</b>	<b>15,004,015</b>	<b>16,999,304</b>	<b>16,999,304</b>
<b>Function Total: Education</b>	<b>15,334,337</b>	<b>15,335,665</b>	<b>17,308,506</b>	<b>17,308,506</b>



## County of Marin

### Detail of Financing Uses by Function, Activity and Budget Unit Governmental Funds Fiscal Year 2017-18

Function, Activity, and Budget Unit 1	2015-16 Actual 2	2016-17 Estimated 3	2017-18 Recommended 4	2017-18 Adopted by the Board of Supervisors 5
<b>Recreation and Cultural Services</b>				
<b>Cultural Services</b>				
530 CULTURAL SERVICES	3,404,758	2,844,804	3,602,424	3,602,424
<b>Activity Total: Cultural Services</b>	<b>3,404,758</b>	<b>2,844,804</b>	<b>3,602,424</b>	<b>3,602,424</b>
<b>Recreation Facilities</b>				
520 MARIN COUNTY PARKS	16,644,374	18,178,534	16,069,887	16,069,887
659 MARIN COUNTY OPEN SPACE	33,740	0	0	0
<b>Activity Total: Recreation Facilities</b>	<b>16,678,114</b>	<b>18,178,534</b>	<b>16,069,887</b>	<b>16,069,887</b>
<b>Function Total: Recreation and Cultural Services</b>	<b>20,082,872</b>	<b>21,023,338</b>	<b>19,672,311</b>	<b>19,672,311</b>

## County of Marin

**Detail of Financing Uses by Function, Activity and Budget Unit**  
**Governmental Funds**  
**Fiscal Year 2017-18**

Function, Activity, and Budget Unit 1	2015-16 Actual 2	2016-17 Estimated 3	2017-18 Recommended 4	2017-18 Adopted by the Board of Supervisors 5
--	------------------------	---------------------------	-----------------------------	--

<b>Grand Total of Financing Uses by Function</b>	<b>712,406,880</b>	<b>641,004,141</b>	<b>677,917,129</b>	<b>677,917,129</b>
--	--------------------	--------------------	--------------------	--------------------

# County of Marin

## Financing Sources and Uses by Budget Unit by Object Governmental Funds Fiscal Year 2017-18

Detail by Revenue Category and Expenditure Object	2015-16 Actual	2016-17 Estimated	2017-18 Recommended	2017-18 Adopted by the Board of Supervisors
1	2	3	4	5

**Budget Unit:** 100 HEALTH AND HUMAN SERVICES

**Function:** Public Protection

**Activity:** Other Protection

**Revenues**

Use of Money and Property	3,486	9,784	8,000	8,000
Intergovernmental Revenues	0	0	50,000	50,000
Charges for Current Services	138,122	191,657	196,000	196,000
Other Financing Sources	0	100,000	50,000	50,000
<b>Total Revenues</b>	<b>141,608</b>	<b>301,441</b>	<b>304,000</b>	<b>304,000</b>

**Expenditures/Appropriations**

Salary and Benefits	1,707,859	1,649,598	1,839,432	1,839,432
Services and Supplies	89,342	67,838	85,128	85,128
Support of Clients	25,793	30,378	37,000	37,000
Intrafund Expense	523,295	(349,085)	(340,050)	(340,050)
Interfund Expense	0	665,310	455,149	455,149
Transfers Out	0	100,000	50,000	50,000
<b>Total Expenditures/Appropriations</b>	<b>2,346,289</b>	<b>2,164,039</b>	<b>2,126,659</b>	<b>2,126,659</b>

<b>Activity Total: Other Protection</b>	<b>2,204,681</b>	<b>1,862,598</b>	<b>1,822,659</b>	<b>1,822,659</b>
---	------------------	------------------	------------------	------------------

<b>Function Total: Public Protection</b>	<b>2,204,681</b>	<b>1,862,598</b>	<b>1,822,659</b>	<b>1,822,659</b>
--	------------------	------------------	------------------	------------------

# County of Marin

## Financing Sources and Uses by Budget Unit by Object Governmental Funds Fiscal Year 2017-18

Detail by Revenue Category and Expenditure Object	2015-16 Actual	2016-17 Estimated	2017-18 Recommended	2017-18 Adopted by the Board of Supervisors
1	2	3	4	5

**Budget Unit:** 100 HEALTH AND HUMAN SERVICES

**Function:** Health and Sanitation

**Activity:** California Children Services

**Revenues**

Intergovernmental Revenues	1,549,238	1,926,159	1,779,732	1,779,732
Charges for Current Services	104,702	1,131	93,855	93,855
Miscellaneous Revenues	60	33	0	0
Other Financing Sources	0	0	747,807	747,807
<b>Total Revenues</b>	<b>1,654,000</b>	<b>1,927,323</b>	<b>2,621,394</b>	<b>2,621,394</b>

**Expenditures/Appropriations**

Salary and Benefits	1,569,895	2,110,346	2,062,407	2,062,407
Services and Supplies	18,511	23,814	180,242	180,242
Intrafund Expense	478,334	191,757	185,696	185,696
Interfund Expense	0	244,124	180,539	180,539
Transfers Out	0	0	747,807	747,807
<b>Total Expenditures/Appropriations</b>	<b>2,066,740</b>	<b>2,570,041</b>	<b>3,356,691</b>	<b>3,356,691</b>

<b>Activity Total: California Children Services</b>	<b>412,740</b>	<b>642,718</b>	<b>735,297</b>	<b>735,297</b>
---	----------------	----------------	----------------	----------------

# County of Marin

## Financing Sources and Uses by Budget Unit by Object Governmental Funds Fiscal Year 2017-18

Detail by Revenue Category and Expenditure Object	2015-16 Actual	2016-17 Estimated	2017-18 Recommended	2017-18 Adopted by the Board of Supervisors
1	2	3	4	5
<b>Budget Unit:</b> 100 HEALTH AND HUMAN SERVICES				
<b>Function:</b> Health and Sanitation				
<b>Activity:</b> Health				
<b>Revenues</b>				
Licenses, Permits and Franchises	25,604	19,463	15,000	15,000
Fines, Forfeitures, and Penalties	712,783	627,751	816,135	816,135
Use of Money and Property	63,962	161,316	0	0
Intergovernmental Revenues	58,195,087	65,439,126	63,891,776	63,891,776
Charges for Current Services	3,169,887	3,002,036	2,885,645	2,885,645
Miscellaneous Revenues	66,369	184,157	2,100	2,100
Other Financing Sources	41,892,757	76,515,107	76,525,529	76,525,529
<b>Total Revenues</b>	<b>104,126,449</b>	<b>145,948,956</b>	<b>144,136,185</b>	<b>144,136,185</b>
<b>Expenditures/Appropriations</b>				
Salary and Benefits	41,497,858	42,446,238	50,885,932	50,885,932
Services and Supplies	31,750,851	34,163,013	36,064,443	36,064,443
Support of Clients	10,484,054	9,922,166	9,707,402	9,707,402
Intrafund Expense	3,231,272	(4,909,822)	(4,546,173)	(4,546,173)
Interfund Expense	5,804	6,712,388	7,536,559	7,536,559
Transfers Out	42,092,758	39,331,775	76,247,360	76,247,360
Contingencies	0	0	0	0
<b>Total Expenditures/Appropriations</b>	<b>129,062,597</b>	<b>127,665,758</b>	<b>175,895,523</b>	<b>175,895,523</b>
<b>Activity Total: Health</b>	<b>24,936,148</b>	<b>(18,283,198)</b>	<b>31,759,338</b>	<b>31,759,338</b>
<b>Function Total: Health and Sanitation</b>	<b>25,348,888</b>	<b>(17,640,480)</b>	<b>32,494,635</b>	<b>32,494,635</b>

# County of Marin

## Financing Sources and Uses by Budget Unit by Object Governmental Funds Fiscal Year 2017-18

Detail by Revenue Category and Expenditure Object	2015-16 Actual	2016-17 Estimated	2017-18 Recommended	2017-18 Adopted by the Board of Supervisors
1	2	3	4	5

**Budget Unit:** 100 HEALTH AND HUMAN SERVICES

**Function:** Public Assistance

**Activity:** Administration

**Revenues**

Licenses, Permits and Franchises	53,137	52,579	66,000	66,000
Use of Money and Property	24,037	0	0	0
Intergovernmental Revenues	53,550,733	58,175,700	59,818,918	59,818,918
Charges for Current Services	705,932	4,654	6,800	6,800
Miscellaneous Revenues	214	1,261	0	0
Other Financing Sources	20,257,890	20,974,409	37,615,676	37,615,676
<b>Total Revenues</b>	<b>74,591,943</b>	<b>79,208,603</b>	<b>97,507,394</b>	<b>97,507,394</b>

**Expenditures/Appropriations**

Salary and Benefits	29,590,844	31,627,352	35,169,570	35,169,570
Services and Supplies	2,699,318	2,950,297	3,245,045	3,245,045
Support of Clients	20,718,747	19,889,841	22,002,783	22,002,783
Intrafund Expense	11,368,867	4,301,211	3,836,642	3,836,642
Interfund Expense	0	5,947,163	5,695,670	5,695,670
Transfers Out	22,635,838	23,218,458	41,760,903	41,760,903
Contingencies	0	0	0	0

<b>Total Expenditures/Appropriations</b>	<b>87,013,614</b>	<b>87,934,322</b>	<b>111,710,613</b>	<b>111,710,613</b>
--	-------------------	-------------------	--------------------	--------------------

<b>Activity Total: Administration</b>	<b>12,421,671</b>	<b>8,725,719</b>	<b>14,203,219</b>	<b>14,203,219</b>
---------------------------------------	-------------------	------------------	-------------------	-------------------

# County of Marin

## Financing Sources and Uses by Budget Unit by Object Governmental Funds Fiscal Year 2017-18

Detail by Revenue Category and Expenditure Object	2015-16 Actual	2016-17 Estimated	2017-18 Recommended	2017-18 Adopted by the Board of Supervisors
1	2	3	4	5

**Budget Unit:** 100 HEALTH AND HUMAN SERVICES

**Function:** Public Assistance

**Activity:** Other Assistance

**Revenues**

Intergovernmental Revenues	8,265,958	8,683,566	10,310,282	10,310,282
Charges for Current Services	0	157,955	0	0
Miscellaneous Revenues	8,960	16,444	13,500	13,500
Other Financing Sources	61,132	0	1,516,962	1,516,962
<b>Total Revenues</b>	<b>8,336,050</b>	<b>8,857,965</b>	<b>11,840,744</b>	<b>11,840,744</b>

**Expenditures/Appropriations**

Salary and Benefits	5,747,604	5,905,920	6,657,926	6,657,926
Services and Supplies	2,280,000	1,692,360	1,674,853	1,674,853
Support of Clients	2,634,910	3,036,159	3,695,252	3,695,252
Intrafund Expense	1,893,588	758,351	848,174	848,174
Interfund Expense	0	900,076	1,024,928	1,024,928
Transfers Out	336,569	0	290,947	290,947
<b>Total Expenditures/Appropriations</b>	<b>12,892,671</b>	<b>12,292,866</b>	<b>14,192,080</b>	<b>14,192,080</b>

<b>Activity Total: Other Assistance</b>	<b>4,556,621</b>	<b>3,434,901</b>	<b>2,351,336</b>	<b>2,351,336</b>
---	------------------	------------------	------------------	------------------

## County of Marin

### Financing Sources and Uses by Budget Unit by Object Governmental Funds Fiscal Year 2017-18

Detail by Revenue Category and Expenditure Object	2015-16 Actual	2016-17 Estimated	2017-18 Recommended	2017-18 Adopted by the Board of Supervisors
1	2	3	4	5
<b>Budget Unit:</b> 100 HEALTH AND HUMAN SERVICES				
<b>Function:</b> Public Assistance				
<b>Activity:</b> Veterans Services				
<b>Revenues</b>				
Intergovernmental Revenues	37,812	56,796	40,389	40,389
<b>Total Revenues</b>	<b>37,812</b>	<b>56,796</b>	<b>40,389</b>	<b>40,389</b>
<b>Expenditures/Appropriations</b>				
Salary and Benefits	161,854	223,289	306,259	306,259
Services and Supplies	10,007	17,187	15,100	15,100
Support of Clients	15	(15)	0	0
Intrafund Expense	52,654	16,304	15,710	15,710
Interfund Expense	0	35,236	39,150	39,150
<b>Total Expenditures/Appropriations</b>	<b>224,530</b>	<b>292,001</b>	<b>376,219</b>	<b>376,219</b>
<b>Activity Total: Veterans Services</b>	<b>186,718</b>	<b>235,205</b>	<b>335,830</b>	<b>335,830</b>
<b>Function Total: Public Assistance</b>	<b>17,165,010</b>	<b>12,395,825</b>	<b>16,890,385</b>	<b>16,890,385</b>
<b>Grand Total: 100 HEALTH AND HUMAN SERVICES</b>	<b>44,718,579</b>	<b>(3,382,057)</b>	<b>51,207,679</b>	<b>51,207,679</b>



# County of Marin

## Financing Sources and Uses by Budget Unit by Object Governmental Funds Fiscal Year 2017-18

Detail by Revenue Category and Expenditure Object	2015-16 Actual	2016-17 Estimated	2017-18 Recommended	2017-18 Adopted by the Board of Supervisors
1	2	3	4	5
<b>Budget Unit: 200 CHILD SUPPORT SERVICES</b>				
<b>Function: Public Protection</b>				
<b>Activity: Judicial</b>				
<b>Revenues</b>				
Fines, Forfeitures, and Penalties	1,023,952	991,798	1,112,495	1,112,495
Use of Money and Property	1,629	3,295	2,000	2,000
Intergovernmental Revenues	3,963,546	3,614,944	3,869,987	3,869,987
Charges for Current Services	2,000	0	0	0
Miscellaneous Revenues	1,366	1	135,149	135,149
<b>Total Revenues</b>	<b>4,992,493</b>	<b>4,610,038</b>	<b>5,119,631</b>	<b>5,119,631</b>
<b>Expenditures/Appropriations</b>				
Salary and Benefits	3,619,628	3,519,103	3,999,771	3,999,771
Services and Supplies	851,300	669,912	666,096	666,096
Intrafund Expense	107,877	79,653	65,606	65,606
Interfund Expense	417,933	339,024	388,158	388,158
<b>Total Expenditures/Appropriations</b>	<b>4,996,738</b>	<b>4,607,692</b>	<b>5,119,631</b>	<b>5,119,631</b>
<b>Activity Total: Judicial</b>	<b>4,245</b>	<b>(2,346)</b>	<b>0</b>	<b>0</b>
<b>Function Total: Public Protection</b>	<b>4,245</b>	<b>(2,346)</b>	<b>0</b>	<b>0</b>
<b>Grand Total: 200 CHILD SUPPORT SERVICES</b>	<b>4,245</b>	<b>(2,346)</b>	<b>0</b>	<b>0</b>

# County of Marin

## Financing Sources and Uses by Budget Unit by Object Governmental Funds Fiscal Year 2017-18

Detail by Revenue Category and Expenditure Object	2015-16 Actual	2016-17 Estimated	2017-18 Recommended	2017-18 Adopted by the Board of Supervisors
1	2	3	4	5

**Budget Unit:** 220 DISTRICT ATTORNEY

**Function:** Public Protection

**Activity:** Judicial

### Revenues

Fines, Forfeitures, and Penalties	0	160	50,000	50,000
Use of Money and Property	882	47,070	0	0
Intergovernmental Revenues	5,286,477	4,198,182	3,551,975	3,551,975
Charges for Current Services	129,117	155,208	100,085	100,085
Miscellaneous Revenues	74,022	100,813	146,942	146,942
Other Financing Sources	131,385	33,000	0	0
<b>Total Revenues</b>	<b>5,621,883</b>	<b>4,534,433</b>	<b>3,849,002</b>	<b>3,849,002</b>

### Expenditures/Appropriations

Salary and Benefits	11,835,014	11,739,898	12,078,089	12,078,089
Services and Supplies	1,911,426	685,909	467,538	467,538
Intrafund Expense	443,264	446,528	487,361	487,361
Interfund Expense	0	0	(30,900)	(30,900)
Transfers Out	131,385	0	0	0
<b>Total Expenditures/Appropriations</b>	<b>14,321,089</b>	<b>12,872,335</b>	<b>13,002,088</b>	<b>13,002,088</b>

<b>Activity Total: Judicial</b>	<b>8,699,206</b>	<b>8,337,902</b>	<b>9,153,086</b>	<b>9,153,086</b>
---------------------------------	------------------	------------------	------------------	------------------

## County of Marin

### Financing Sources and Uses by Budget Unit by Object Governmental Funds Fiscal Year 2017-18

Detail by Revenue Category and Expenditure Object	2015-16 Actual	2016-17 Estimated	2017-18 Recommended	2017-18 Adopted by the Board of Supervisors
1	2	3	4	5
<b>Budget Unit:</b> 220 DISTRICT ATTORNEY				
<b>Function:</b> Public Protection				
<b>Activity:</b> Other Protection				
<b>Revenues</b>				
Fines, Forfeitures, and Penalties	626,342	6,500	1,030,804	1,030,804
Use of Money and Property	407	1,611	0	0
Intergovernmental Revenues	869,669	2,707,035	3,801,250	3,801,250
Miscellaneous Revenues	0	5,644	0	0
Other Financing Sources	0	725,558	0	0
<b>Total Revenues</b>	<b>1,496,418</b>	<b>3,446,348</b>	<b>4,832,054</b>	<b>4,832,054</b>
<b>Expenditures/Appropriations</b>				
Salary and Benefits	1,753,787	2,159,850	2,034,107	2,034,107
Services and Supplies	107,514	1,535,192	3,077,183	3,077,183
Intrafund Expense	7,883	7,747	7,526	7,526
<b>Total Expenditures/Appropriations</b>	<b>1,869,184</b>	<b>3,702,789</b>	<b>5,118,816</b>	<b>5,118,816</b>
<b>Activity Total: Other Protection</b>	<b>372,766</b>	<b>256,441</b>	<b>286,762</b>	<b>286,762</b>
<b>Function Total: Public Protection</b>	<b>9,071,972</b>	<b>8,594,343</b>	<b>9,439,848</b>	<b>9,439,848</b>
<b>Grand Total: 220 DISTRICT ATTORNEY</b>	<b>9,071,972</b>	<b>8,594,343</b>	<b>9,439,848</b>	<b>9,439,848</b>

# County of Marin

## Financing Sources and Uses by Budget Unit by Object Governmental Funds Fiscal Year 2017-18

Detail by Revenue Category and Expenditure Object	2015-16 Actual	2016-17 Estimated	2017-18 Recommended	2017-18 Adopted by the Board of Supervisors
1	2	3	4	5

**Budget Unit:** 230 MARIN COUNTY FIRE

**Function:** Public Protection

**Activity:** Fire Protection

### Revenues

Taxes	4,840,750	5,077,619	5,017,000	5,017,000
Licenses, Permits and Franchises	70,128	79,340	90,000	90,000
Intergovernmental Revenues	1,911,719	2,164,111	2,124,334	2,124,334
Charges for Current Services	11,998,535	11,052,435	6,520,000	6,520,000
Miscellaneous Revenues	52,952	179,447	200,000	200,000
<b>Total Revenues</b>	<b>18,874,084</b>	<b>18,552,952</b>	<b>13,951,334</b>	<b>13,951,334</b>

### Expenditures/Appropriations

Salary and Benefits	17,431,049	17,947,267	16,459,430	16,459,430
Services and Supplies	1,790,996	1,246,672	956,435	956,435
Support of Clients	(688,438)	0	0	0
Intrafund Expense	1,470,235	934,479	1,687,273	1,687,273
<b>Total Expenditures/Appropriations</b>	<b>20,003,842</b>	<b>20,128,418</b>	<b>19,103,138</b>	<b>19,103,138</b>
<b>Activity Total: Fire Protection</b>	<b>1,129,758</b>	<b>1,575,466</b>	<b>5,151,804</b>	<b>5,151,804</b>

# County of Marin

## Financing Sources and Uses by Budget Unit by Object Governmental Funds Fiscal Year 2017-18

Detail by Revenue Category and Expenditure Object	2015-16 Actual	2016-17 Estimated	2017-18 Recommended	2017-18 Adopted by the Board of Supervisors
1	2	3	4	5
<b>Budget Unit:</b> 230 MARIN COUNTY FIRE				
<b>Function:</b> Public Protection				
<b>Activity:</b> Other Protection				
<b>Revenues</b>				
Taxes	0	0	0	0
Intergovernmental Revenues	823,339	863,779	847,949	847,949
Charges for Current Services	2,160,706	2,434,407	2,128,000	2,128,000
Miscellaneous Revenues	223,842	193,326	0	0
<b>Total Revenues</b>	<b>3,207,887</b>	<b>3,491,512</b>	<b>2,975,949</b>	<b>2,975,949</b>
<b>Expenditures/Appropriations</b>				
Salary and Benefits	5,821,702	5,355,849	5,158,069	5,158,069
Services and Supplies	402,161	380,714	409,025	409,025
Intrafund Expense	1,501	3,640	1,781	1,781
<b>Total Expenditures/Appropriations</b>	<b>6,225,364</b>	<b>5,740,203</b>	<b>5,568,875</b>	<b>5,568,875</b>
<b>Activity Total: Other Protection</b>	<b>3,017,477</b>	<b>2,248,691</b>	<b>2,592,926</b>	<b>2,592,926</b>
<b>Function Total: Public Protection</b>	<b>4,147,235</b>	<b>3,824,157</b>	<b>7,744,730</b>	<b>7,744,730</b>
<b>Grand Total: 230 MARIN COUNTY FIRE</b>	<b>4,147,235</b>	<b>3,824,157</b>	<b>7,744,730</b>	<b>7,744,730</b>

# County of Marin

## Financing Sources and Uses by Budget Unit by Object Governmental Funds Fiscal Year 2017-18

Detail by Revenue Category and Expenditure Object	2015-16 Actual	2016-17 Estimated	2017-18 Recommended	2017-18 Adopted by the Board of Supervisors
1	2	3	4	5
<b>Budget Unit:</b> 240 PROBATION				
<b>Function:</b> Public Protection				
<b>Activity:</b> Detention and Correction				
<b>Revenues</b>				
Fines, Forfeitures, and Penalties	90,925	91,758	120,000	120,000
Use of Money and Property	20,725	61,298	0	0
Intergovernmental Revenues	13,849,696	10,942,561	9,746,293	9,746,293
Charges for Current Services	294,684	261,890	379,000	379,000
Miscellaneous Revenues	236,540	7,941	8,000	8,000
Other Financing Sources	190,482	0	0	0
<b>Total Revenues</b>	<b>14,683,052</b>	<b>11,365,448</b>	<b>10,253,293</b>	<b>10,253,293</b>
<b>Expenditures/Appropriations</b>				
Salary and Benefits	15,848,096	16,415,820	17,406,664	17,406,664
Services and Supplies	3,221,320	3,771,649	3,406,977	3,406,977
Support of Clients	126,089	0	0	0
Intrafund Expense	1,060,148	986,545	896,098	896,098
Interfund Expense	2,874	295,225	43,273	43,273
Transfers Out	190,482	0	0	0
Contingencies	0	0	0	0
<b>Total Expenditures/Appropriations</b>	<b>20,449,009</b>	<b>21,469,239</b>	<b>21,753,012</b>	<b>21,753,012</b>
<b>Activity Total: Detention and Correction</b>	<b>5,765,957</b>	<b>10,103,791</b>	<b>11,499,719</b>	<b>11,499,719</b>
<b>Function Total: Public Protection</b>	<b>5,765,957</b>	<b>10,103,791</b>	<b>11,499,719</b>	<b>11,499,719</b>
<b>Grand Total: 240 PROBATION</b>	<b>5,765,957</b>	<b>10,103,791</b>	<b>11,499,719</b>	<b>11,499,719</b>

## County of Marin

### Financing Sources and Uses by Budget Unit by Object Governmental Funds Fiscal Year 2017-18

Detail by Revenue Category and Expenditure Object	2015-16 Actual	2016-17 Estimated	2017-18 Recommended	2017-18 Adopted by the Board of Supervisors
1	2	3	4	5
<b>Budget Unit:</b> 250 PUBLIC DEFENDER				
<b>Function:</b> Public Protection				
<b>Activity:</b> Judicial				
<b>Revenues</b>				
Intergovernmental Revenues	1,582,130	1,845,231	1,773,159	1,773,159
Charges for Current Services	97,376	58,597	120,700	120,700
Miscellaneous Revenues	0	27,000	1,200	1,200
<b>Total Revenues</b>	<b>1,679,506</b>	<b>1,930,828</b>	<b>1,895,059</b>	<b>1,895,059</b>
<b>Expenditures/Appropriations</b>				
Salary and Benefits	7,047,892	7,412,740	7,556,319	7,556,319
Services and Supplies	224,095	266,473	232,344	232,344
Support of Clients	500	1,000	0	0
Intrafund Expense	175,892	178,159	190,028	190,028
<b>Total Expenditures/Appropriations</b>	<b>7,448,379</b>	<b>7,858,372</b>	<b>7,978,691</b>	<b>7,978,691</b>
<b>Activity Total: Judicial</b>	<b>5,768,873</b>	<b>5,927,544</b>	<b>6,083,632</b>	<b>6,083,632</b>
<b>Function Total: Public Protection</b>	<b>5,768,873</b>	<b>5,927,544</b>	<b>6,083,632</b>	<b>6,083,632</b>
<b>Grand Total: 250 PUBLIC DEFENDER</b>	<b>5,768,873</b>	<b>5,927,544</b>	<b>6,083,632</b>	<b>6,083,632</b>

# County of Marin

## Financing Sources and Uses by Budget Unit by Object Governmental Funds Fiscal Year 2017-18

Detail by Revenue Category and Expenditure Object	2015-16 Actual	2016-17 Estimated	2017-18 Recommended	2017-18 Adopted by the Board of Supervisors
1	2	3	4	5

**Budget Unit:** 260 SHERIFF CORONERS OFFICE

**Function:** Public Protection

**Activity:** Detention and Correction

**Revenues**

Intergovernmental Revenues	5,444,890	7,131,171	11,072,306	11,072,306
Charges for Current Services	3,773,602	3,787,313	641,297	641,297
Miscellaneous Revenues	0	7,000	39,500	39,500
Other Financing Sources	98,000	49,000	49,000	49,000
<b>Total Revenues</b>	<b>9,316,492</b>	<b>10,974,484</b>	<b>11,802,103</b>	<b>11,802,103</b>

**Expenditures/Appropriations**

Salary and Benefits	22,704,173	23,007,686	24,165,565	24,165,565
Services and Supplies	1,735,344	1,865,298	1,637,036	1,637,036
Support of Clients	0	0	40,560	40,560
Intrafund Expense	1,678,106	1,321,778	1,411,103	1,411,103
Interfund Expense	0	468,163	541,445	541,445
Transfers Out	116,000	49,000	49,000	49,000
Contingencies	0	0	0	0

<b>Total Expenditures/Appropriations</b>	<b>26,233,623</b>	<b>26,711,925</b>	<b>27,844,709</b>	<b>27,844,709</b>
--	-------------------	-------------------	-------------------	-------------------

<b>Activity Total: Detention and Correction</b>	<b>16,917,131</b>	<b>15,737,441</b>	<b>16,042,606</b>	<b>16,042,606</b>
---	-------------------	-------------------	-------------------	-------------------



# County of Marin

## Financing Sources and Uses by Budget Unit by Object Governmental Funds Fiscal Year 2017-18

Detail by Revenue Category and Expenditure Object	2015-16 Actual	2016-17 Estimated	2017-18 Recommended	2017-18 Adopted by the Board of Supervisors
1	2	3	4	5

**Budget Unit:** 260 SHERIFF CORONERS OFFICE

**Function:** Public Protection

**Activity:** Other Protection

**Revenues**

Use of Money and Property	(1)	0	0	0
Intergovernmental Revenues	1,014,160	728,357	437,405	437,405
Charges for Current Services	157,559	114,870	101,885	101,885
Miscellaneous Revenues	0	0	9,300	9,300
Other Financing Sources	191	0	0	0
<b>Total Revenues</b>	<b>1,171,909</b>	<b>843,227</b>	<b>548,590</b>	<b>548,590</b>

**Expenditures/Appropriations**

Salary and Benefits	1,272,735	1,524,737	1,422,822	1,422,822
Services and Supplies	857,532	735,999	564,789	564,789
Support of Clients	0	0	29,502	29,502
Intrafund Expense	147,796	65,635	67,551	67,551
<b>Total Expenditures/Appropriations</b>	<b>2,278,063</b>	<b>2,326,371</b>	<b>2,084,664</b>	<b>2,084,664</b>
<b>Activity Total: Other Protection</b>	<b>1,106,154</b>	<b>1,483,144</b>	<b>1,536,074</b>	<b>1,536,074</b>

# County of Marin

## Financing Sources and Uses by Budget Unit by Object Governmental Funds Fiscal Year 2017-18

Detail by Revenue Category and Expenditure Object	2015-16 Actual	2016-17 Estimated	2017-18 Recommended	2017-18 Adopted by the Board of Supervisors
1	2	3	4	5
<b>Budget Unit:</b> 260 SHERIFF CORONERS OFFICE				
<b>Function:</b> Public Protection				
<b>Activity:</b> Police Protection				
<b>Revenues</b>				
Fines, Forfeitures, and Penalties	512,751	621,921	486,662	486,662
Use of Money and Property	16,834	39,288	0	0
Intergovernmental Revenues	7,412,027	8,635,632	8,041,333	8,041,333
Charges for Current Services	4,834,954	5,306,229	4,624,430	4,624,430
Miscellaneous Revenues	57,092	192,307	115,239	115,239
Other Financing Sources	1,093,054	1,872,544	471,878	471,878
<b>Total Revenues</b>	<b>13,926,712</b>	<b>16,667,921</b>	<b>13,739,542</b>	<b>13,739,542</b>
<b>Expenditures/Appropriations</b>				
Salary and Benefits	32,375,827	32,989,626	34,396,973	34,396,973
Services and Supplies	3,251,548	3,024,482	2,453,889	2,453,889
Support of Clients	0	0	115,698	115,698
Intrafund Expense	3,026,030	3,373,721	3,718,410	3,718,410
Interfund Expense	0	0	(651,950)	(651,950)
Transfers Out	1,493,054	1,872,544	471,878	471,878
Contingencies	0	0	0	0
<b>Total Expenditures/Appropriations</b>	<b>40,146,459</b>	<b>41,260,373</b>	<b>40,504,898</b>	<b>40,504,898</b>
<b>Activity Total: Police Protection</b>	<b>26,219,747</b>	<b>24,592,452</b>	<b>26,765,356</b>	<b>26,765,356</b>
<b>Function Total: Public Protection</b>	<b>44,243,032</b>	<b>41,813,037</b>	<b>44,344,036</b>	<b>44,344,036</b>
<b>Grand Total: 260 SHERIFF CORONERS OFFICE</b>	<b>44,243,032</b>	<b>41,813,037</b>	<b>44,344,036</b>	<b>44,344,036</b>

# County of Marin

## Financing Sources and Uses by Budget Unit by Object Governmental Funds Fiscal Year 2017-18

Detail by Revenue Category and Expenditure Object	2015-16 Actual	2016-17 Estimated	2017-18 Recommended	2017-18 Adopted by the Board of Supervisors
1	2	3	4	5

**Budget Unit:** 300 COUNTY ADMINISTRATORS OFFICE

**Function:** General Government

**Activity:** Legislative and Administrative

**Revenues**

Use of Money and Property	96,680	142,901	146,525	146,525
Charges for Current Services	0	25,854	0	0
Miscellaneous Revenues	19,278	14,333	0	0
Other Financing Sources	600,000	600,000	600,000	600,000
<b>Total Revenues</b>	<b>715,958</b>	<b>783,088</b>	<b>746,525</b>	<b>746,525</b>

**Expenditures/Appropriations**

Salary and Benefits	2,632,206	2,865,807	3,130,932	3,130,932
Services and Supplies	4,216,080	3,253,624	4,006,977	4,006,977
Intrafund Expense	(672,198)	(92,450)	163,142	163,142
Interfund Expense	(200,585)	(808,947)	(779,625)	(779,625)
Other Financing Uses	2,160,353	415,399	0	0
<b>Total Expenditures/Appropriations</b>	<b>8,135,856</b>	<b>5,633,433</b>	<b>6,521,426</b>	<b>6,521,426</b>

<b>Activity Total: Legislative and Administrative</b>	<b>7,419,898</b>	<b>4,850,345</b>	<b>5,774,901</b>	<b>5,774,901</b>
---	------------------	------------------	------------------	------------------

## County of Marin

### Financing Sources and Uses by Budget Unit by Object Governmental Funds Fiscal Year 2017-18

Detail by Revenue Category and Expenditure Object	2015-16 Actual	2016-17 Estimated	2017-18 Recommended	2017-18 Adopted by the Board of Supervisors
1	2	3	4	5
<b>Budget Unit:</b> 300 COUNTY ADMINISTRATORS OFFICE				
<b>Function:</b> General Government				
<b>Activity:</b> Property Management				
<b>Revenues</b>				
Intergovernmental Revenues	0	0	20,000	20,000
Charges for Current Services	0	0	0	0
Other Financing Sources	80,000	80,000	80,000	80,000
<b>Total Revenues</b>	<b>80,000</b>	<b>80,000</b>	<b>100,000</b>	<b>100,000</b>
<b>Expenditures/Appropriations</b>				
Salary and Benefits	394,599	394,336	404,094	404,094
Services and Supplies	0	1,012	6,000	6,000
Intrafund Expense	0	0	(114,829)	(114,829)
Interfund Expense	(16,688)	0	0	0
<b>Total Expenditures/Appropriations</b>	<b>377,911</b>	<b>395,348</b>	<b>295,265</b>	<b>295,265</b>
<b>Activity Total: Property Management</b>	<b>297,911</b>	<b>315,348</b>	<b>195,265</b>	<b>195,265</b>
<b>Function Total: General Government</b>	<b>7,717,809</b>	<b>5,165,693</b>	<b>5,970,166</b>	<b>5,970,166</b>

# County of Marin

## Financing Sources and Uses by Budget Unit by Object Governmental Funds Fiscal Year 2017-18

Detail by Revenue Category and Expenditure Object	2015-16 Actual	2016-17 Estimated	2017-18 Recommended	2017-18 Adopted by the Board of Supervisors
1	2	3	4	5
<b>Budget Unit:</b> 300 COUNTY ADMINISTRATORS OFFICE				
<b>Function:</b> Public Protection				
<b>Activity:</b> Other Protection				
<b>Revenues</b>				
Licenses, Permits and Franchises	251,584	332,778	300,000	300,000
Intergovernmental Revenues	0	0	0	0
Charges for Current Services	2,059,457	2,142,023	2,183,323	2,183,323
<b>Total Revenues</b>	<b>2,311,041</b>	<b>2,474,801</b>	<b>2,483,323</b>	<b>2,483,323</b>
<b>Expenditures/Appropriations</b>				
Salary and Benefits	0	0	20,000	20,000
Services and Supplies	3,203,468	3,322,082	3,394,547	3,394,547
Intrafund Expense	48,643	5,388	11,500	11,500
Interfund Expense	0	0	(50,000)	(50,000)
Other Financing Uses	0	0	0	0
<b>Total Expenditures/Appropriations</b>	<b>3,252,111</b>	<b>3,327,470</b>	<b>3,376,047</b>	<b>3,376,047</b>
<b>Activity Total: Other Protection</b>	<b>941,070</b>	<b>852,669</b>	<b>892,724</b>	<b>892,724</b>
<b>Function Total: Public Protection</b>	<b>941,070</b>	<b>852,669</b>	<b>892,724</b>	<b>892,724</b>
<b>Grand Total:</b> 300 COUNTY ADMINISTRATORS OFFICE	<b>8,658,879</b>	<b>6,018,362</b>	<b>6,862,890</b>	<b>6,862,890</b>

# County of Marin

## Financing Sources and Uses by Budget Unit by Object Governmental Funds Fiscal Year 2017-18

Detail by Revenue Category and Expenditure Object	2015-16 Actual	2016-17 Estimated	2017-18 Recommended	2017-18 Adopted by the Board of Supervisors
1	2	3	4	5

**Budget Unit:** 310 ASSESSOR RECORDER COUNTY CLERK

**Function:** General Government

**Activity:** Finance

**Revenues**

Taxes	16,010	1,075	0	0
Use of Money and Property	0	32,468	0	0
Charges for Current Services	1,674,549	1,980,050	1,761,568	1,761,568
Miscellaneous Revenues	13,248	13,792	12,148	12,148
<b>Total Revenues</b>	<b>1,703,807</b>	<b>2,027,385</b>	<b>1,773,716</b>	<b>1,773,716</b>

**Expenditures/Appropriations**

Salary and Benefits	7,178,839	7,035,051	7,631,821	7,631,821
Services and Supplies	123,717	175,156	185,537	185,537
Intrafund Expense	297,284	340,934	318,306	318,306
<b>Total Expenditures/Appropriations</b>	<b>7,599,840</b>	<b>7,551,141</b>	<b>8,135,664</b>	<b>8,135,664</b>

<b>Activity Total: Finance</b>	<b>5,896,033</b>	<b>5,523,756</b>	<b>6,361,948</b>	<b>6,361,948</b>
--------------------------------	------------------	------------------	------------------	------------------

<b>Function Total: General Government</b>	<b>5,896,033</b>	<b>5,523,756</b>	<b>6,361,948</b>	<b>6,361,948</b>
---	------------------	------------------	------------------	------------------

# County of Marin

## Financing Sources and Uses by Budget Unit by Object Governmental Funds Fiscal Year 2017-18

Detail by Revenue Category and Expenditure Object	2015-16 Actual	2016-17 Estimated	2017-18 Recommended	2017-18 Adopted by the Board of Supervisors
1	2	3	4	5
<b>Budget Unit:</b> 310 ASSESSOR RECORDER COUNTY CLERK				
<b>Function:</b> Public Protection				
<b>Activity:</b> Other Protection				
<b>Revenues</b>				
Use of Money and Property	5,886	13,716	0	0
Charges for Current Services	1,912,235	1,958,137	2,292,337	2,292,337
Miscellaneous Revenues	641	535	0	0
Other Financing Sources	645,139	265,664	260,665	260,665
<b>Total Revenues</b>	<b>2,563,901</b>	<b>2,238,052</b>	<b>2,553,002</b>	<b>2,553,002</b>
<b>Expenditures/Appropriations</b>				
Salary and Benefits	1,792,873	1,787,162	1,902,785	1,902,785
Services and Supplies	427,730	263,170	376,915	376,915
Intrafund Expense	109,964	46,621	111,418	111,418
Interfund Expense	0	14,186	33,520	33,520
Transfers Out	645,139	265,664	260,665	260,665
<b>Total Expenditures/Appropriations</b>	<b>2,975,706</b>	<b>2,376,803</b>	<b>2,685,303</b>	<b>2,685,303</b>
<b>Activity Total: Other Protection</b>	<b>411,805</b>	<b>138,751</b>	<b>132,301</b>	<b>132,301</b>
<b>Function Total: Public Protection</b>	<b>411,805</b>	<b>138,751</b>	<b>132,301</b>	<b>132,301</b>
<b>Grand Total:</b> 310 ASSESSOR RECORDER COUNTY CLERK	<b>6,307,838</b>	<b>5,662,507</b>	<b>6,494,249</b>	<b>6,494,249</b>

# County of Marin

## Financing Sources and Uses by Budget Unit by Object Governmental Funds Fiscal Year 2017-18

Detail by Revenue Category and Expenditure Object	2015-16 Actual	2016-17 Estimated	2017-18 Recommended	2017-18 Adopted by the Board of Supervisors
1	2	3	4	5
<b>Budget Unit:</b> 320 DEPARTMENT OF FINANCE				
<b>Function:</b> General Government				
<b>Activity:</b> Finance				
<b>Revenues</b>				
Taxes	63,457	63,930	60,000	60,000
Fines, Forfeitures, and Penalties	8,370	8,210	20,000	20,000
Intergovernmental Revenues	220,443	209,340	199,000	199,000
Charges for Current Services	2,693,135	2,841,302	2,783,271	2,783,271
Miscellaneous Revenues	47,135	51,303	77,205	77,205
<b>Total Revenues</b>	<b>3,032,540</b>	<b>3,174,085</b>	<b>3,139,476</b>	<b>3,139,476</b>
<b>Expenditures/Appropriations</b>				
Salary and Benefits	6,920,149	6,593,111	7,775,279	7,775,279
Services and Supplies	856,068	739,024	889,538	889,538
Intrafund Expense	338,969	332,365	379,375	379,375
Other Financing Uses	101	0	0	0
<b>Total Expenditures/Appropriations</b>	<b>8,115,287</b>	<b>7,664,500</b>	<b>9,044,192</b>	<b>9,044,192</b>
<b>Activity Total: Finance</b>	<b>5,082,747</b>	<b>4,490,415</b>	<b>5,904,716</b>	<b>5,904,716</b>
<b>Function Total: General Government</b>	<b>5,082,747</b>	<b>4,490,415</b>	<b>5,904,716</b>	<b>5,904,716</b>



# County of Marin

## Financing Sources and Uses by Budget Unit by Object Governmental Funds Fiscal Year 2017-18

Detail by Revenue Category and Expenditure Object	2015-16 Actual	2016-17 Estimated	2017-18 Recommended	2017-18 Adopted by the Board of Supervisors
1	2	3	4	5
<b>Budget Unit:</b> 320 DEPARTMENT OF FINANCE				
<b>Function:</b> Public Protection				
<b>Activity:</b> Other Protection				
<b>Revenues</b>				
Use of Money and Property	556	2,261	0	0
Charges for Current Services	449,747	452,609	462,332	462,332
<b>Total Revenues</b>	<b>450,303</b>	<b>454,870</b>	<b>462,332</b>	<b>462,332</b>
<b>Expenditures/Appropriations</b>				
Salary and Benefits	464,301	464,475	461,443	461,443
Services and Supplies	92,321	48,004	47,577	47,577
Intrafund Expense	29,028	27,868	35,424	35,424
Other Financing Uses	18	0	0	0
<b>Total Expenditures/Appropriations</b>	<b>585,668</b>	<b>540,347</b>	<b>544,444</b>	<b>544,444</b>
<b>Activity Total: Other Protection</b>	<b>135,365</b>	<b>85,477</b>	<b>82,112</b>	<b>82,112</b>
<b>Function Total: Public Protection</b>	<b>135,365</b>	<b>85,477</b>	<b>82,112</b>	<b>82,112</b>
<b>Grand Total:</b> 320 DEPARTMENT OF FINANCE	<b>5,218,112</b>	<b>4,575,892</b>	<b>5,986,828</b>	<b>5,986,828</b>

# County of Marin

## Financing Sources and Uses by Budget Unit by Object Governmental Funds Fiscal Year 2017-18

Detail by Revenue Category and Expenditure Object	2015-16 Actual	2016-17 Estimated	2017-18 Recommended	2017-18 Adopted by the Board of Supervisors
1	2	3	4	5
<b>Budget Unit:</b> 330 BOARD OF SUPERVISORS				
<b>Function:</b> General Government				
<b>Activity:</b> Legislative and Administrative				
<b>Revenues</b>				
Charges for Current Services	91,513	111,752	82,000	82,000
Miscellaneous Revenues	117	0	0	0
<b>Total Revenues</b>	<b>91,630</b>	<b>111,752</b>	<b>82,000</b>	<b>82,000</b>
<b>Expenditures/Appropriations</b>				
Salary and Benefits	3,041,814	3,075,664	3,321,572	3,321,572
Services and Supplies	103,737	109,927	167,140	167,140
Intrafund Expense	244,739	231,888	269,937	269,937
<b>Total Expenditures/Appropriations</b>	<b>3,390,290</b>	<b>3,417,479</b>	<b>3,758,649</b>	<b>3,758,649</b>
<b>Activity Total: Legislative and Administrative</b>	<b>3,298,660</b>	<b>3,305,727</b>	<b>3,676,649</b>	<b>3,676,649</b>
<b>Function Total: General Government</b>	<b>3,298,660</b>	<b>3,305,727</b>	<b>3,676,649</b>	<b>3,676,649</b>
<b>Grand Total: 330 BOARD OF SUPERVISORS</b>	<b>3,298,660</b>	<b>3,305,727</b>	<b>3,676,649</b>	<b>3,676,649</b>

## County of Marin

### Financing Sources and Uses by Budget Unit by Object Governmental Funds Fiscal Year 2017-18

Detail by Revenue Category and Expenditure Object	2015-16 Actual	2016-17 Estimated	2017-18 Recommended	2017-18 Adopted by the Board of Supervisors
1	2	3	4	5

**Budget Unit:** 340 COUNTY COUNSEL

**Function:** General Government

**Activity:** County Counsel

**Revenues**

Charges for Current Services	451,134	602,338	630,000	630,000
Miscellaneous Revenues	30,702	15,206	0	0
<b>Total Revenues</b>	<b>481,836</b>	<b>617,544</b>	<b>630,000</b>	<b>630,000</b>

**Expenditures/Appropriations**

Salary and Benefits	4,628,857	4,658,253	4,981,243	4,981,243
Services and Supplies	272,255	365,094	219,985	219,985
Intrafund Expense	141,988	159,294	174,656	174,656
<b>Total Expenditures/Appropriations</b>	<b>5,043,100</b>	<b>5,182,641</b>	<b>5,375,884</b>	<b>5,375,884</b>

**Activity Total: County Counsel**

4,561,264

4,565,097

4,745,884

4,745,884

## County of Marin

### Financing Sources and Uses by Budget Unit by Object Governmental Funds Fiscal Year 2017-18

Detail by Revenue Category and Expenditure Object	2015-16 Actual	2016-17 Estimated	2017-18 Recommended	2017-18 Adopted by the Board of Supervisors
1	2	3	4	5

**Budget Unit:** 340 COUNTY COUNSEL

**Function:** General Government

**Activity:** Personnel

**Expenditures/Appropriations**

Salary and Benefits	43,429	43,441	43,414	43,414
Services and Supplies	82,324	81,871	89,800	89,800
Intrafund Expense	26,680	25,828	25,545	25,545
<b>Total Expenditures/Appropriations</b>	<b>152,433</b>	<b>151,140</b>	<b>158,759</b>	<b>158,759</b>
<b>Activity Total: Personnel</b>	<b>152,433</b>	<b>151,140</b>	<b>158,759</b>	<b>158,759</b>
<b>Function Total: General Government</b>	<b>4,713,697</b>	<b>4,716,237</b>	<b>4,904,643</b>	<b>4,904,643</b>
<b>Grand Total: 340 COUNTY COUNSEL</b>	<b>4,713,697</b>	<b>4,716,237</b>	<b>4,904,643</b>	<b>4,904,643</b>

## County of Marin

### Financing Sources and Uses by Budget Unit by Object Governmental Funds Fiscal Year 2017-18

Detail by Revenue Category and Expenditure Object	2015-16 Actual	2016-17 Estimated	2017-18 Recommended	2017-18 Adopted by the Board of Supervisors
1	2	3	4	5
<b>Budget Unit:</b> 350 HUMAN RESOURCES				
<b>Function:</b> General Government				
<b>Activity:</b> Personnel				
<b>Revenues</b>				
Charges for Current Services	10,764	0	0	0
Miscellaneous Revenues	10,379	0	0	0
<b>Total Revenues</b>	<b>21,143</b>	<b>0</b>	<b>0</b>	<b>0</b>
<b>Expenditures/Appropriations</b>				
Salary and Benefits	4,385,605	4,590,148	5,147,051	5,147,051
Services and Supplies	1,104,764	1,059,858	1,072,068	1,072,068
Support of Clients	0	0	0	0
Intrafund Expense	231,613	218,008	230,318	230,318
<b>Total Expenditures/Appropriations</b>	<b>5,721,982</b>	<b>5,868,014</b>	<b>6,449,437</b>	<b>6,449,437</b>
<b>Activity Total: Personnel</b>	<b>5,700,839</b>	<b>5,868,014</b>	<b>6,449,437</b>	<b>6,449,437</b>
<b>Function Total: General Government</b>	<b>5,700,839</b>	<b>5,868,014</b>	<b>6,449,437</b>	<b>6,449,437</b>
<b>Grand Total: 350 HUMAN RESOURCES</b>	<b>5,700,839</b>	<b>5,868,014</b>	<b>6,449,437</b>	<b>6,449,437</b>

# County of Marin

## Financing Sources and Uses by Budget Unit by Object Governmental Funds Fiscal Year 2017-18

Detail by Revenue Category and Expenditure Object	2015-16 Actual	2016-17 Estimated	2017-18 Recommended	2017-18 Adopted by the Board of Supervisors
1	2	3	4	5
<b>Budget Unit:</b> 360 INFORMATION SVC AND TECHNOLOGY				
<b>Function:</b> General Government				
<b>Activity:</b> Other General				
<b>Revenues</b>				
Intergovernmental Revenues	26,752	0	0	0
Charges for Current Services	687,013	1,331,554	1,977,846	1,977,846
Miscellaneous Revenues	0	9,597	0	0
Other Financing Sources	0	500	0	0
<b>Total Revenues</b>	<b>713,765</b>	<b>1,341,651</b>	<b>1,977,846</b>	<b>1,977,846</b>
<b>Expenditures/Appropriations</b>				
Salary and Benefits	16,538,051	16,634,718	16,435,693	16,435,693
Services and Supplies	8,440,112	7,416,605	6,646,893	6,646,893
Intrafund Expense	(2,713,712)	(759,115)	(1,923,754)	(1,923,754)
Interfund Expense	0	10,143	0	0
<b>Total Expenditures/Appropriations</b>	<b>22,264,451</b>	<b>23,302,351</b>	<b>21,158,832</b>	<b>21,158,832</b>
<b>Activity Total: Other General</b>	<b>21,550,686</b>	<b>21,960,700</b>	<b>19,180,986</b>	<b>19,180,986</b>
<b>Function Total: General Government</b>	<b>21,550,686</b>	<b>21,960,700</b>	<b>19,180,986</b>	<b>19,180,986</b>
<b>Grand Total:</b> 360 INFORMATION SVC AND TECHNOLOGY	<b>21,550,686</b>	<b>21,960,700</b>	<b>19,180,986</b>	<b>19,180,986</b>

## County of Marin

### Financing Sources and Uses by Budget Unit by Object Governmental Funds Fiscal Year 2017-18

Detail by Revenue Category and Expenditure Object	2015-16 Actual	2016-17 Estimated	2017-18 Recommended	2017-18 Adopted by the Board of Supervisors
1	2	3	4	5
<b>Budget Unit:</b> 380 MCERA				
<b>Function:</b> General Government				
<b>Activity:</b> Other General				
<b>Revenues</b>				
Intergovernmental Revenues	2,368,071	2,329,386	0	0
Miscellaneous Revenues	0	0	2,736,000	2,736,000
<b>Total Revenues</b>	<b>2,368,071</b>	<b>2,329,386</b>	<b>2,736,000</b>	<b>2,736,000</b>
<b>Expenditures/Appropriations</b>				
Salary and Benefits	2,248,072	2,324,520	2,736,000	2,736,000
<b>Total Expenditures/Appropriations</b>	<b>2,248,072</b>	<b>2,324,520</b>	<b>2,736,000</b>	<b>2,736,000</b>
<b>Activity Total: Other General</b>	<b>(119,999)</b>	<b>(4,866)</b>	<b>0</b>	<b>0</b>
<b>Function Total: General Government</b>	<b>(119,999)</b>	<b>(4,866)</b>	<b>0</b>	<b>0</b>
<b>Grand Total: 380 MCERA</b>	<b>(119,999)</b>	<b>(4,866)</b>	<b>0</b>	<b>0</b>

## County of Marin

### Financing Sources and Uses by Budget Unit by Object Governmental Funds Fiscal Year 2017-18

Detail by Revenue Category and Expenditure Object	2015-16 Actual	2016-17 Estimated	2017-18 Recommended	2017-18 Adopted by the Board of Supervisors
1	2	3	4	5
<b>Budget Unit:</b> 390 ELECTIONS				
<b>Function:</b> General Government				
<b>Activity:</b> Elections				
<b>Revenues</b>				
Intergovernmental Revenues	23,341	154,343	3,000	3,000
Charges for Current Services	924,834	456,871	1,015,000	1,015,000
Miscellaneous Revenues	6,548	4,039	8,000	8,000
<b>Total Revenues</b>	<b>954,723</b>	<b>615,253</b>	<b>1,026,000</b>	<b>1,026,000</b>
<b>Expenditures/Appropriations</b>				
Salary and Benefits	1,454,841	1,435,278	1,574,731	1,574,731
Services and Supplies	1,526,004	1,012,597	1,455,570	1,455,570
Intrafund Expense	169,568	149,081	147,343	147,343
<b>Total Expenditures/Appropriations</b>	<b>3,150,413</b>	<b>2,596,956</b>	<b>3,177,644</b>	<b>3,177,644</b>
<b>Activity Total: Elections</b>	<b>2,195,690</b>	<b>1,981,703</b>	<b>2,151,644</b>	<b>2,151,644</b>
<b>Function Total: General Government</b>	<b>2,195,690</b>	<b>1,981,703</b>	<b>2,151,644</b>	<b>2,151,644</b>
<b>Grand Total: 390 ELECTIONS</b>	<b>2,195,690</b>	<b>1,981,703</b>	<b>2,151,644</b>	<b>2,151,644</b>



## County of Marin

### Financing Sources and Uses by Budget Unit by Object Governmental Funds Fiscal Year 2017-18

Detail by Revenue Category and Expenditure Object	2015-16 Actual	2016-17 Estimated	2017-18 Recommended	2017-18 Adopted by the Board of Supervisors
1	2	3	4	5
<b>Budget Unit:</b> 400 COMMUNITY DEVELOPMENT AGENCY				
<b>Function:</b> Public Protection				
<b>Activity:</b> Other Protection				
<b>Revenues</b>				
Taxes	162,571	96,677	75,000	75,000
Licenses, Permits and Franchises	1,428,504	1,697,188	1,348,047	1,348,047
Fines, Forfeitures, and Penalties	20,584	18,414	49,000	49,000
Use of Money and Property	783	2,630	0	0
Intergovernmental Revenues	883,489	983,977	0	0
Charges for Current Services	247,810	250,590	304,500	304,500
Miscellaneous Revenues	44,010	66,900	145,993	145,993
<b>Total Revenues</b>	<b>2,787,751</b>	<b>3,116,376</b>	<b>1,922,540</b>	<b>1,922,540</b>
<b>Expenditures/Appropriations</b>				
Salary and Benefits	4,231,916	4,396,877	4,607,103	4,607,103
Services and Supplies	1,073,048	1,402,679	364,482	364,482
Intrafund Expense	748,051	863,631	815,610	815,610
Interfund Expense	90,000	90,000	90,000	90,000
<b>Total Expenditures/Appropriations</b>	<b>6,143,015</b>	<b>6,753,187</b>	<b>5,877,195</b>	<b>5,877,195</b>
<b>Activity Total: Other Protection</b>	<b>3,355,264</b>	<b>3,636,811</b>	<b>3,954,655</b>	<b>3,954,655</b>

# County of Marin

## Financing Sources and Uses by Budget Unit by Object Governmental Funds Fiscal Year 2017-18

Detail by Revenue Category and Expenditure Object	2015-16 Actual	2016-17 Estimated	2017-18 Recommended	2017-18 Adopted by the Board of Supervisors
1	2	3	4	5
<b>Budget Unit:</b> 400 COMMUNITY DEVELOPMENT AGENCY				
<b>Function:</b> Public Protection				
<b>Activity:</b> Protective Inspection				
<b>Revenues</b>				
Licenses, Permits and Franchises	3,110,272	3,212,151	3,110,500	3,110,500
Fines, Forfeitures, and Penalties	0	723	0	0
Use of Money and Property	4,967	9,370	0	0
Charges for Current Services	55,526	75,540	52,000	52,000
Miscellaneous Revenues	20	0	0	0
<b>Total Revenues</b>	<b>3,170,785</b>	<b>3,297,784</b>	<b>3,162,500</b>	<b>3,162,500</b>
<b>Expenditures/Appropriations</b>				
Salary and Benefits	2,270,734	2,363,814	2,861,443	2,861,443
Services and Supplies	676,655	505,662	234,750	234,750
Interfund Expense	510,244	482,502	479,397	479,397
<b>Total Expenditures/Appropriations</b>	<b>3,457,633</b>	<b>3,351,978</b>	<b>3,575,590</b>	<b>3,575,590</b>
<b>Activity Total: Protective Inspection</b>	<b>286,848</b>	<b>54,194</b>	<b>413,090</b>	<b>413,090</b>
<b>Function Total: Public Protection</b>	<b>3,642,112</b>	<b>3,691,005</b>	<b>4,367,745</b>	<b>4,367,745</b>

# County of Marin

## Financing Sources and Uses by Budget Unit by Object Governmental Funds Fiscal Year 2017-18

Detail by Revenue Category and Expenditure Object	2015-16 Actual	2016-17 Estimated	2017-18 Recommended	2017-18 Adopted by the Board of Supervisors
1	2	3	4	5
<b>Budget Unit:</b> 400 COMMUNITY DEVELOPMENT AGENCY				
<b>Function:</b> Health and Sanitation				
<b>Activity:</b> Health				
<b>Revenues</b>				
Taxes	178,012	153,077	162,200	162,200
Licenses, Permits and Franchises	3,282,019	3,669,700	3,722,438	3,722,438
Use of Money and Property	1,610	3,521	0	0
Intergovernmental Revenues	456,535	199,050	220,000	220,000
Charges for Current Services	235,305	343,905	247,257	247,257
Miscellaneous Revenues	4,394	100,306	3,605	3,605
Other Financing Sources	0	29,622	0	0
<b>Total Revenues</b>	<b>4,157,875</b>	<b>4,499,181</b>	<b>4,355,500</b>	<b>4,355,500</b>
<b>Expenditures/Appropriations</b>				
Salary and Benefits	3,295,191	3,122,074	3,623,953	3,623,953
Services and Supplies	767,853	306,732	297,600	297,600
Intrafund Expense	0	1	0	0
Interfund Expense	590,894	747,892	825,513	825,513
Other Financing Uses	77,596	63,157	85,200	85,200
<b>Total Expenditures/Appropriations</b>	<b>4,731,534</b>	<b>4,239,856</b>	<b>4,832,266</b>	<b>4,832,266</b>
<b>Activity Total: Health</b>	<b>573,659</b>	<b>(259,325)</b>	<b>476,766</b>	<b>476,766</b>
<b>Function Total: Health and Sanitation</b>	<b>573,659</b>	<b>(259,325)</b>	<b>476,766</b>	<b>476,766</b>

# County of Marin

## Financing Sources and Uses by Budget Unit by Object Governmental Funds Fiscal Year 2017-18

Detail by Revenue Category and Expenditure Object	2015-16 Actual	2016-17 Estimated	2017-18 Recommended	2017-18 Adopted by the Board of Supervisors
1	2	3	4	5
<b>Budget Unit:</b> 400 COMMUNITY DEVELOPMENT AGENCY				
<b>Function:</b> Public Assistance				
<b>Activity:</b> Other Assistance				
<b>Revenues</b>				
Licenses, Permits and Franchises	433,420	550,100	0	0
Use of Money and Property	73,650	119,786	0	0
Intergovernmental Revenues	2,377,198	2,328,544	1,732,870	1,732,870
Charges for Current Services	18,340	42,133	450,000	450,000
Miscellaneous Revenues	50,000	776,505	120,000	120,000
Other Financing Sources	370,866	1,425,047	425,047	425,047
<b>Total Revenues</b>	<b>3,323,474</b>	<b>5,242,115</b>	<b>2,727,917</b>	<b>2,727,917</b>
<b>Expenditures/Appropriations</b>				
Salary and Benefits	1,594,640	1,697,777	2,038,941	2,038,941
Services and Supplies	2,047,383	3,463,624	1,752,261	1,752,261
Capital Assets	0	0	0	0
Intrafund Expense	(199,351)	(484,322)	(319,848)	(319,848)
Interfund Expense	(419,084)	(450,680)	(613,495)	(613,495)
Transfers Out	120,866	175,047	175,047	175,047
<b>Total Expenditures/Appropriations</b>	<b>3,144,454</b>	<b>4,401,446</b>	<b>3,032,906</b>	<b>3,032,906</b>
<b>Activity Total: Other Assistance</b>	<b>(179,020)</b>	<b>(840,669)</b>	<b>304,989</b>	<b>304,989</b>
<b>Function Total: Public Assistance</b>	<b>(179,020)</b>	<b>(840,669)</b>	<b>304,989</b>	<b>304,989</b>
<b>Grand Total:</b> 400 COMMUNITY DEVELOPMENT AGENCY	<b>4,036,751</b>	<b>2,591,011</b>	<b>5,149,500</b>	<b>5,149,500</b>

## County of Marin

### Financing Sources and Uses by Budget Unit by Object Governmental Funds Fiscal Year 2017-18

Detail by Revenue Category and Expenditure Object	2015-16 Actual	2016-17 Estimated	2017-18 Recommended	2017-18 Adopted by the Board of Supervisors
1	2	3	4	5

**Budget Unit:** 410 DEPARTMENT OF PUBLIC WORKS

**Function:** General Government

**Activity:** Communication

**Revenues**

Use of Money and Property	11,919	16,759	20,000	20,000
Charges for Current Services	1,605,747	619,309	1,248,000	1,248,000
Miscellaneous Revenues	2,915	1,447	0	0
<b>Total Revenues</b>	<b>1,620,581</b>	<b>637,515</b>	<b>1,268,000</b>	<b>1,268,000</b>

**Expenditures/Appropriations**

Salary and Benefits	2,258,522	2,244,649	2,425,915	2,425,915
Services and Supplies	783,107	2,469,453	431,650	431,650
Intrafund Expense	371,487	101,748	387,734	387,734
Interfund Expense	1,440	0	0	0
<b>Total Expenditures/Appropriations</b>	<b>3,414,556</b>	<b>4,815,850</b>	<b>3,245,299</b>	<b>3,245,299</b>
<b>Activity Total: Communication</b>	<b>1,793,975</b>	<b>4,178,335</b>	<b>1,977,299</b>	<b>1,977,299</b>

# County of Marin

## Financing Sources and Uses by Budget Unit by Object Governmental Funds Fiscal Year 2017-18

Detail by Revenue Category and Expenditure Object	2015-16 Actual	2016-17 Estimated	2017-18 Recommended	2017-18 Adopted by the Board of Supervisors
1	2	3	4	5

**Budget Unit:** 410 DEPARTMENT OF PUBLIC WORKS

**Function:** General Government

**Activity:** Finance

**Revenues**

Miscellaneous Revenues	20,679	26,011	32,000	32,000
<b>Total Revenues</b>	<b>20,679</b>	<b>26,011</b>	<b>32,000</b>	<b>32,000</b>

**Expenditures/Appropriations**

Salary and Benefits	277,216	568,391	703,381	703,381
Services and Supplies	19,386	36,347	46,300	46,300
Intrafund Expense	201,610	29,204	162,417	162,417
<b>Total Expenditures/Appropriations</b>	<b>498,212</b>	<b>633,942</b>	<b>912,098</b>	<b>912,098</b>
<b>Activity Total: Finance</b>	<b>477,533</b>	<b>607,931</b>	<b>880,098</b>	<b>880,098</b>

# County of Marin

## Financing Sources and Uses by Budget Unit by Object Governmental Funds Fiscal Year 2017-18

Detail by Revenue Category and Expenditure Object	2015-16 Actual	2016-17 Estimated	2017-18 Recommended	2017-18 Adopted by the Board of Supervisors
1	2	3	4	5

**Budget Unit:** 410 DEPARTMENT OF PUBLIC WORKS

**Function:** General Government

**Activity:** Other General

**Revenues**

Intergovernmental Revenues	2,056,831	3,547,106	222,001	222,001
Charges for Current Services	1,172,068	1,501,789	1,731,896	1,731,896
Miscellaneous Revenues	135,082	193,452	125,000	125,000
Other Financing Sources	310,542	0	20,000	20,000
<b>Total Revenues</b>	<b>3,674,523</b>	<b>5,242,347</b>	<b>2,098,897</b>	<b>2,098,897</b>

**Expenditures/Appropriations**

Salary and Benefits	4,049,863	4,120,931	4,312,309	4,312,309
Services and Supplies	8,959,488	7,175,720	4,923,500	4,923,500
Intrafund Expense	(2,567,052)	(3,160,712)	(3,428,285)	(3,428,285)
Interfund Expense	82,548	66,679	0	0
Transfers Out	12,796	0	0	0
<b>Total Expenditures/Appropriations</b>	<b>10,537,643</b>	<b>8,202,618</b>	<b>5,807,524</b>	<b>5,807,524</b>

<b>Activity Total: Other General</b>	<b>6,863,120</b>	<b>2,960,271</b>	<b>3,708,627</b>	<b>3,708,627</b>
--------------------------------------	------------------	------------------	------------------	------------------

# County of Marin

## Financing Sources and Uses by Budget Unit by Object Governmental Funds Fiscal Year 2017-18

Detail by Revenue Category and Expenditure Object	2015-16 Actual	2016-17 Estimated	2017-18 Recommended	2017-18 Adopted by the Board of Supervisors
1	2	3	4	5

**Budget Unit:** 410 DEPARTMENT OF PUBLIC WORKS

**Function:** General Government

**Activity:** Plant Acquisition

### Revenues

Licenses, Permits and Franchises	445,871	242,135	358,000	358,000
Intergovernmental Revenues	0	434,201	0	0
Charges for Current Services	514,490	733,092	1,175,624	1,175,624
Miscellaneous Revenues	0	485,086	0	0
Other Financing Sources	0	4,229,200	4,000,000	4,000,000
<b>Total Revenues</b>	<b>960,361</b>	<b>6,123,714</b>	<b>5,533,624</b>	<b>5,533,624</b>

### Expenditures/Appropriations

Salary and Benefits	1,750,605	1,707,357	2,860,998	2,860,998
Services and Supplies	314,830	9,664,667	4,082,250	4,082,250
Intrafund Expense	598,309	(218,634)	(262,570)	(262,570)
Interfund Expense	159,067	108,830	353,746	353,746
<b>Total Expenditures/Appropriations</b>	<b>2,822,811</b>	<b>11,262,220</b>	<b>7,034,424</b>	<b>7,034,424</b>
<b>Activity Total: Plant Acquisition</b>	<b>1,862,450</b>	<b>5,138,506</b>	<b>1,500,800</b>	<b>1,500,800</b>



# County of Marin

## Financing Sources and Uses by Budget Unit by Object Governmental Funds Fiscal Year 2017-18

Detail by Revenue Category and Expenditure Object	2015-16 Actual	2016-17 Estimated	2017-18 Recommended	2017-18 Adopted by the Board of Supervisors
1	2	3	4	5

**Budget Unit:** 410 DEPARTMENT OF PUBLIC WORKS

**Function:** General Government

**Activity:** Property Management

**Revenues**

Licenses, Permits and Franchises	642	0	0	0
Use of Money and Property	548,906	511,403	725,000	725,000
Intergovernmental Revenues	149,102	0	0	0
Charges for Current Services	749,027	2,082,692	2,261,810	2,261,810
Miscellaneous Revenues	21,104	24,867	14,000	14,000
Other Financing Sources	6,605,704	150,000	0	0
<b>Total Revenues</b>	<b>8,074,485</b>	<b>2,768,962</b>	<b>3,000,810</b>	<b>3,000,810</b>

**Expenditures/Appropriations**

Salary and Benefits	6,609,211	7,080,856	6,709,766	6,709,766
Services and Supplies	9,910,180	5,818,481	5,140,874	5,140,874
Capital Assets	0	0	0	0
Intrafund Expense	(5,054,213)	(4,410,147)	(4,734,313)	(4,734,313)
Interfund Expense	12,827	3,795	0	0
Other Financing Uses	303,131	277,867	331,429	331,429
Transfers Out	1,710,542	0	0	0

<b>Total Expenditures/Appropriations</b>	<b>13,491,678</b>	<b>8,770,852</b>	<b>7,447,756</b>	<b>7,447,756</b>
--	-------------------	------------------	------------------	------------------

<b>Activity Total: Property Management</b>	<b>5,417,193</b>	<b>6,001,890</b>	<b>4,446,946</b>	<b>4,446,946</b>
--	------------------	------------------	------------------	------------------

<b>Function Total: General Government</b>	<b>16,414,271</b>	<b>18,886,933</b>	<b>12,513,770</b>	<b>12,513,770</b>
---	-------------------	-------------------	-------------------	-------------------

## County of Marin

### Financing Sources and Uses by Budget Unit by Object Governmental Funds Fiscal Year 2017-18

Detail by Revenue Category and Expenditure Object	2015-16 Actual	2016-17 Estimated	2017-18 Recommended	2017-18 Adopted by the Board of Supervisors
1	2	3	4	5

**Budget Unit:** 410 DEPARTMENT OF PUBLIC WORKS

**Function:** Public Protection

**Activity:** Flood Cntrl and Soil and Water Conserve

**Revenues**

Charges for Current Services	0	514,449	394,655	394,655
<b>Total Revenues</b>	<b>0</b>	<b>514,449</b>	<b>394,655</b>	<b>394,655</b>

**Expenditures/Appropriations**

Salary and Benefits	21,376	711,784	480,851	480,851
Services and Supplies	0	86,982	210,000	210,000
Intrafund Expense	0	17,091	17,036	17,036
<b>Total Expenditures/Appropriations</b>	<b>21,376</b>	<b>815,857</b>	<b>707,887</b>	<b>707,887</b>
<b>Activity Total: Flood Cntrl and Soil and Water Conserve</b>	<b>21,376</b>	<b>301,408</b>	<b>313,232</b>	<b>313,232</b>

## County of Marin

### Financing Sources and Uses by Budget Unit by Object Governmental Funds Fiscal Year 2017-18

Detail by Revenue Category and Expenditure Object	2015-16 Actual	2016-17 Estimated	2017-18 Recommended	2017-18 Adopted by the Board of Supervisors
1	2	3	4	5
<b>Budget Unit:</b> 410 DEPARTMENT OF PUBLIC WORKS				
<b>Function:</b> Public Protection				
<b>Activity:</b> Other Protection				
<b>Revenues</b>				
Licenses, Permits and Franchises	900	0	0	0
Intergovernmental Revenues	330,048	498,123	0	0
Charges for Current Services	2,814,804	3,464,431	4,287,950	4,287,950
Miscellaneous Revenues	0	1,979	0	0
<b>Total Revenues</b>	<b>3,145,752</b>	<b>3,964,533</b>	<b>4,287,950</b>	<b>4,287,950</b>
<b>Expenditures/Appropriations</b>				
Salary and Benefits	3,004,872	3,268,832	4,099,851	4,099,851
Services and Supplies	1,521,571	1,086,158	249,075	249,075
Intrafund Expense	48,900	167,683	423,477	423,477
<b>Total Expenditures/Appropriations</b>	<b>4,575,343</b>	<b>4,522,673</b>	<b>4,772,403</b>	<b>4,772,403</b>
<b>Activity Total: Other Protection</b>	<b>1,429,591</b>	<b>558,140</b>	<b>484,453</b>	<b>484,453</b>
<b>Function Total: Public Protection</b>	<b>1,450,967</b>	<b>859,548</b>	<b>797,685</b>	<b>797,685</b>

## County of Marin

### Financing Sources and Uses by Budget Unit by Object Governmental Funds Fiscal Year 2017-18

Detail by Revenue Category and Expenditure Object	2015-16 Actual	2016-17 Estimated	2017-18 Recommended	2017-18 Adopted by the Board of Supervisors
1	2	3	4	5

**Budget Unit:** 410 DEPARTMENT OF PUBLIC WORKS

**Function:** Public Ways and Facilities

**Activity:** Public Ways

#### Revenues

Licenses, Permits and Franchises	1,149,009	1,986,915	1,739,500	1,739,500
Use of Money and Property	56,001	103,781	5,000	5,000
Intergovernmental Revenues	7,149,632	5,038,290	7,331,264	7,331,264
Charges for Current Services	867,277	193,086	1,557,840	1,557,840
Miscellaneous Revenues	390,787	84,372	60,000	60,000
Other Financing Sources	9,111,740	10,503,786	7,503,786	7,503,786
<b>Total Revenues</b>	<b>18,724,446</b>	<b>17,910,230</b>	<b>18,197,390</b>	<b>18,197,390</b>

#### Expenditures/Appropriations

Salary and Benefits	10,353,493	10,458,969	11,682,250	11,682,250
Services and Supplies	12,308,867	9,916,052	9,240,200	9,240,200
Capital Assets	0	0	0	0
Intrafund Expense	(2,378,730)	198,111	(2,146,143)	(2,146,143)
Interfund Expense	1,450,767	1,656,741	2,404,245	2,404,245
Transfers Out	2,171,110	1,750,000	1,750,000	1,750,000
<b>Total Expenditures/Appropriations</b>	<b>23,905,507</b>	<b>23,979,873</b>	<b>22,930,552</b>	<b>22,930,552</b>

<b>Activity Total: Public Ways</b>	<b>5,181,061</b>	<b>6,069,643</b>	<b>4,733,162</b>	<b>4,733,162</b>
------------------------------------	------------------	------------------	------------------	------------------

<b>Function Total: Public Ways and Facilities</b>	<b>5,181,061</b>	<b>6,069,643</b>	<b>4,733,162</b>	<b>4,733,162</b>
---	------------------	------------------	------------------	------------------

# County of Marin

## Financing Sources and Uses by Budget Unit by Object Governmental Funds Fiscal Year 2017-18

Detail by Revenue Category and Expenditure Object	2015-16 Actual	2016-17 Estimated	2017-18 Recommended	2017-18 Adopted by the Board of Supervisors
1	2	3	4	5
<b>Budget Unit:</b> 410 DEPARTMENT OF PUBLIC WORKS				
<b>Function:</b> Health and Sanitation				
<b>Activity:</b> Sanitation Refuse Collect and Disposal				
<b>Revenues</b>				
Licenses, Permits and Franchises	1,709,643	870,254	20,000	20,000
Intergovernmental Revenues	57,671	18,543	10,000	10,000
Charges for Current Services	788,935	770,027	669,500	669,500
Miscellaneous Revenues	50	750	0	0
Other Financing Sources	20,000	0	20,000	20,000
<b>Total Revenues</b>	<b>2,576,299</b>	<b>1,659,574</b>	<b>719,500</b>	<b>719,500</b>
<b>Expenditures/Appropriations</b>				
Salary and Benefits	1,787,803	1,269,369	711,336	711,336
Services and Supplies	312,792	154,434	92,150	92,150
Intrafund Expense	813,079	199,940	774,959	774,959
Interfund Expense	0	0	0	0
Transfers Out	0	0	20,000	20,000
<b>Total Expenditures/Appropriations</b>	<b>2,913,674</b>	<b>1,623,743</b>	<b>1,598,445</b>	<b>1,598,445</b>
<b>Activity Total: Sanitation Refuse Collect and Disposal</b>	<b>337,375</b>	<b>(35,831)</b>	<b>878,945</b>	<b>878,945</b>
<b>Function Total: Health and Sanitation</b>	<b>337,375</b>	<b>(35,831)</b>	<b>878,945</b>	<b>878,945</b>
<b>Grand Total: 410 DEPARTMENT OF PUBLIC WORKS</b>	<b>23,383,674</b>	<b>25,780,293</b>	<b>18,923,562</b>	<b>18,923,562</b>

# County of Marin

## Financing Sources and Uses by Budget Unit by Object Governmental Funds Fiscal Year 2017-18

Detail by Revenue Category and Expenditure Object	2015-16 Actual	2016-17 Estimated	2017-18 Recommended	2017-18 Adopted by the Board of Supervisors
1	2	3	4	5
<b>Budget Unit:</b> 500 AGRICULTURE WEIGHTS MEASURES				
<b>Function:</b> Public Protection				
<b>Activity:</b> Protective Inspection				
<b>Revenues</b>				
Licenses, Permits and Franchises	326,435	13,698	6,000	6,000
Fines, Forfeitures, and Penalties	7,029	1,801	9,000	9,000
Intergovernmental Revenues	842,228	659,878	637,325	637,325
Charges for Current Services	4,085	345,468	357,500	357,500
Miscellaneous Revenues	0	130,463	115,000	115,000
<b>Total Revenues</b>	<b>1,179,777</b>	<b>1,151,308</b>	<b>1,124,825</b>	<b>1,124,825</b>
<b>Expenditures/Appropriations</b>				
Salary and Benefits	1,785,582	1,691,406	1,911,314	1,911,314
Services and Supplies	175,846	178,196	176,712	176,712
Intrafund Expense	443,257	449,345	468,206	468,206
<b>Total Expenditures/Appropriations</b>	<b>2,404,685</b>	<b>2,318,947</b>	<b>2,556,232</b>	<b>2,556,232</b>
<b>Activity Total: Protective Inspection</b>	<b>1,224,908</b>	<b>1,167,639</b>	<b>1,431,407</b>	<b>1,431,407</b>
<b>Function Total: Public Protection</b>	<b>1,224,908</b>	<b>1,167,639</b>	<b>1,431,407</b>	<b>1,431,407</b>
<b>Grand Total:</b>	<b>500 AGRICULTURE WEIGHTS MEASURES</b>	<b>1,224,908</b>	<b>1,167,639</b>	<b>1,431,407</b>

## County of Marin

### Financing Sources and Uses by Budget Unit by Object Governmental Funds Fiscal Year 2017-18

Detail by Revenue Category and Expenditure Object	2015-16 Actual	2016-17 Estimated	2017-18 Recommended	2017-18 Adopted by the Board of Supervisors
1	2	3	4	5
<b>Budget Unit:</b> 510 UCCE FARM ADVISOR				
<b>Function:</b> Education				
<b>Activity:</b> Agricultural Education				
<b>Revenues</b>				
Intergovernmental Revenues	0	0	3,500	3,500
<b>Total Revenues</b>	<b>0</b>	<b>0</b>	<b>3,500</b>	<b>3,500</b>
<b>Expenditures/Appropriations</b>				
Salary and Benefits	170,381	180,707	205,662	205,662
Services and Supplies	33,555	60,700	11,122	11,122
Intrafund Expense	97,923	90,243	92,418	92,418
<b>Total Expenditures/Appropriations</b>	<b>301,859</b>	<b>331,650</b>	<b>309,202</b>	<b>309,202</b>
<b>Activity Total: Agricultural Education</b>	<b>301,859</b>	<b>331,650</b>	<b>305,702</b>	<b>305,702</b>
<b>Function Total: Education</b>	<b>301,859</b>	<b>331,650</b>	<b>305,702</b>	<b>305,702</b>
<b>Grand Total: 510 UCCE FARM ADVISOR</b>	<b>301,859</b>	<b>331,650</b>	<b>305,702</b>	<b>305,702</b>

## County of Marin

### Financing Sources and Uses by Budget Unit by Object Governmental Funds Fiscal Year 2017-18

Detail by Revenue Category and Expenditure Object	2015-16 Actual	2016-17 Estimated	2017-18 Recommended	2017-18 Adopted by the Board of Supervisors
1	2	3	4	5
<b>Budget Unit:</b> 520 MARIN COUNTY PARKS				
<b>Function:</b> General Government				
<b>Activity:</b> Plant Acquisition				
<b>Expenditures/Appropriations</b>				
Salary and Benefits	0	0	0	0
Services and Supplies	0	0	0	0
<b>Total Expenditures/Appropriations</b>	<b>0</b>	<b>0</b>	<b>0</b>	<b>0</b>
<b>Activity Total: Plant Acquisition</b>	<b>0</b>	<b>0</b>	<b>0</b>	<b>0</b>
<b>Function Total: General Government</b>	<b>0</b>	<b>0</b>	<b>0</b>	<b>0</b>



## County of Marin

### Financing Sources and Uses by Budget Unit by Object Governmental Funds Fiscal Year 2017-18

Detail by Revenue Category and Expenditure Object	2015-16 Actual	2016-17 Estimated	2017-18 Recommended	2017-18 Adopted by the Board of Supervisors
1	2	3	4	5
<b>Budget Unit:</b> 520 MARIN COUNTY PARKS				
<b>Function:</b> Recreation and Cultural Services				
<b>Activity:</b> Recreation Facilities				
<b>Revenues</b>				
Taxes	13,312,972	12,628,920	13,893,483	13,893,483
Fines, Forfeitures, and Penalties	2,538	1,960	0	0
Use of Money and Property	608,938	542,182	514,833	514,833
Intergovernmental Revenues	86,826	374,818	80,000	80,000
Charges for Current Services	1,534,653	1,346,274	1,783,289	1,783,289
Miscellaneous Revenues	673,902	55,613	30,318	30,318
Other Financing Sources	122,796	85,000	0	0
<b>Total Revenues</b>	<b>16,342,625</b>	<b>15,034,767</b>	<b>16,301,923</b>	<b>16,301,923</b>
<b>Expenditures/Appropriations</b>				
Salary and Benefits	6,664,536	7,460,434	8,115,517	8,115,517
Services and Supplies	8,851,983	10,550,797	7,602,323	7,602,323
Capital Assets	380,000	0	0	0
Intrafund Expense	89,759	235,537	215,823	215,823
Interfund Expense	146,136	(168,234)	136,224	136,224
Other Financing Uses	411,960	0	0	0
Transfers Out	100,000	100,000	0	0
Contingencies	0	0	4,068,438	4,068,438
<b>Total Expenditures/Appropriations</b>	<b>16,644,374</b>	<b>18,178,534</b>	<b>20,138,325</b>	<b>20,138,325</b>
<b>Activity Total: Recreation Facilities</b>	<b>301,749</b>	<b>3,143,767</b>	<b>3,836,402</b>	<b>3,836,402</b>
<b>Function Total: Recreation and Cultural Services</b>	<b>301,749</b>	<b>3,143,767</b>	<b>3,836,402</b>	<b>3,836,402</b>

# County of Marin

**Financing Sources and Uses by Budget Unit by Object**  
**Governmental Funds**  
**Fiscal Year 2017-18**

Detail by Revenue Category and Expenditure Object	2015-16 Actual	2016-17 Estimated	2017-18 Recommended	2017-18 Adopted by the Board of Supervisors
1	2	3	4	5
<b>Grand Total: 520 MARIN COUNTY PARKS</b>	301,749	3,143,767	3,836,402	3,836,402

## County of Marin

### Financing Sources and Uses by Budget Unit by Object Governmental Funds Fiscal Year 2017-18

Detail by Revenue Category and Expenditure Object	2015-16 Actual	2016-17 Estimated	2017-18 Recommended	2017-18 Adopted by the Board of Supervisors
1	2	3	4	5
<b>Budget Unit:</b> 530 CULTURAL SERVICES				
<b>Function:</b> General Government				
<b>Activity:</b> Property Management				
<b>Revenues</b>				
Miscellaneous Revenues	0	3,840	1,500	1,500
<b>Total Revenues</b>	<b>0</b>	<b>3,840</b>	<b>1,500</b>	<b>1,500</b>
<b>Expenditures/Appropriations</b>				
Salary and Benefits	283,645	343,245	222,894	222,894
Services and Supplies	39,602	42,746	45,144	45,144
<b>Total Expenditures/Appropriations</b>	<b>323,247</b>	<b>385,991</b>	<b>268,038</b>	<b>268,038</b>
<b>Activity Total: Property Management</b>	<b>323,247</b>	<b>382,151</b>	<b>266,538</b>	<b>266,538</b>
<b>Function Total: General Government</b>	<b>323,247</b>	<b>382,151</b>	<b>266,538</b>	<b>266,538</b>

# County of Marin

## Financing Sources and Uses by Budget Unit by Object Governmental Funds Fiscal Year 2017-18

Detail by Revenue Category and Expenditure Object	2015-16 Actual	2016-17 Estimated	2017-18 Recommended	2017-18 Adopted by the Board of Supervisors
1	2	3	4	5
<b>Budget Unit:</b> 530 CULTURAL SERVICES				
<b>Function:</b> Recreation and Cultural Services				
<b>Activity:</b> Cultural Services				
<b>Revenues</b>				
Licenses, Permits and Franchises	0	1,250	0	0
Use of Money and Property	1,168,023	859,199	873,574	873,574
Intergovernmental Revenues	88	0	0	0
Charges for Current Services	952,884	850,700	959,687	959,687
Miscellaneous Revenues	(4,287)	399,429	400,095	400,095
Other Financing Sources	275	0	0	0
<b>Total Revenues</b>	<b>2,116,983</b>	<b>2,110,578</b>	<b>2,233,356</b>	<b>2,233,356</b>
<b>Expenditures/Appropriations</b>				
Salary and Benefits	2,396,365	2,331,287	2,457,511	2,457,511
Services and Supplies	512,270	694,704	710,691	710,691
Intrafund Expense	434,193	327,859	672,222	672,222
Interfund Expense	0	(570,976)	(300,000)	(300,000)
Other Financing Uses	61,930	61,930	62,000	62,000
<b>Total Expenditures/Appropriations</b>	<b>3,404,758</b>	<b>2,844,804</b>	<b>3,602,424</b>	<b>3,602,424</b>
<b>Activity Total: Cultural Services</b>	<b>1,287,775</b>	<b>734,226</b>	<b>1,369,068</b>	<b>1,369,068</b>
<b>Function Total: Recreation and Cultural Services</b>	<b>1,287,775</b>	<b>734,226</b>	<b>1,369,068</b>	<b>1,369,068</b>
<b>Grand Total: 530 CULTURAL SERVICES</b>	<b>1,611,022</b>	<b>1,116,377</b>	<b>1,635,606</b>	<b>1,635,606</b>

## County of Marin

### Financing Sources and Uses by Budget Unit by Object Governmental Funds Fiscal Year 2017-18

Detail by Revenue Category and Expenditure Object	2015-16 Actual	2016-17 Estimated	2017-18 Recommended	2017-18 Adopted by the Board of Supervisors
1	2	3	4	5
<b>Budget Unit:</b> 540 MARIN COUNTY FREE LIBRARY				
<b>Function:</b> General Government				
<b>Activity:</b> Plant Acquisition				
<b>Revenues</b>				
Taxes	0	(98)	0	0
<b>Total Revenues</b>	<b>0</b>	<b>(98)</b>	<b>0</b>	<b>0</b>
<b>Expenditures/Appropriations</b>				
Services and Supplies	408,793	49,553	100,000	100,000
Capital Assets	805,806	11,195	400,000	400,000
Interfund Expense	46,540	0	0	0
<b>Total Expenditures/Appropriations</b>	<b>1,261,139</b>	<b>60,748</b>	<b>500,000</b>	<b>500,000</b>
<b>Activity Total: Plant Acquisition</b>	<b>1,261,139</b>	<b>60,846</b>	<b>500,000</b>	<b>500,000</b>
<b>Function Total: General Government</b>	<b>1,261,139</b>	<b>60,846</b>	<b>500,000</b>	<b>500,000</b>

# County of Marin

## Financing Sources and Uses by Budget Unit by Object Governmental Funds Fiscal Year 2017-18

Detail by Revenue Category and Expenditure Object	2015-16 Actual	2016-17 Estimated	2017-18 Recommended	2017-18 Adopted by the Board of Supervisors
1	2	3	4	5
<b>Budget Unit: 540 MARIN COUNTY FREE LIBRARY</b>				
<b>Function: Education</b>				
<b>Activity: Library Services</b>				
<b>Revenues</b>				
Taxes	14,213,154	15,124,809	15,176,200	15,176,200
Use of Money and Property	12,823	25,177	10,275	10,275
Intergovernmental Revenues	54,498	67,406	45,250	45,250
Charges for Current Services	660,370	551,089	684,128	684,128
Miscellaneous Revenues	194,751	824,211	42,000	42,000
Other Financing Sources	164,585	269,525	180,000	180,000
<b>Total Revenues</b>	<b>15,300,181</b>	<b>16,862,217</b>	<b>16,137,853</b>	<b>16,137,853</b>
<b>Expenditures/Appropriations</b>				
Salary and Benefits	10,875,534	11,067,631	12,164,324	12,164,324
Services and Supplies	3,467,225	3,532,796	4,208,236	4,208,236
Interfund Expense	626,879	349,109	626,744	626,744
Other Financing Uses	62,840	0	0	0
Transfers Out	0	54,479	0	0
<b>Total Expenditures/Appropriations</b>	<b>15,032,478</b>	<b>15,004,015</b>	<b>16,999,304</b>	<b>16,999,304</b>
<b>Activity Total: Library Services</b>	<b>(267,703)</b>	<b>(1,858,202)</b>	<b>861,451</b>	<b>861,451</b>
<b>Function Total: Education</b>	<b>(267,703)</b>	<b>(1,858,202)</b>	<b>861,451</b>	<b>861,451</b>
<b>Grand Total: 540 MARIN COUNTY FREE LIBRARY</b>	<b>993,436</b>	<b>(1,797,356)</b>	<b>1,361,451</b>	<b>1,361,451</b>

# County of Marin

## Financing Sources and Uses by Budget Unit by Object Governmental Funds Fiscal Year 2017-18

Detail by Revenue Category and Expenditure Object	2015-16 Actual	2016-17 Estimated	2017-18 Recommended	2017-18 Adopted by the Board of Supervisors
1	2	3	4	5
<b>Budget Unit:</b> 653 WASTE MANAGEMENT JPA				
<b>Function:</b> Public Protection				
<b>Activity:</b> Flood Cntrl and Soil and Water Conserve				
<b>Revenues</b>				
Use of Money and Property	193	427	0	0
<b>Total Revenues</b>	<b>193</b>	<b>427</b>	<b>0</b>	<b>0</b>
<b>Activity Total: Flood Cntrl and Soil and Water Conserve</b>	<b>(193)</b>	<b>(427)</b>	<b>0</b>	<b>0</b>
<b>Function Total: Public Protection</b>	<b>(193)</b>	<b>(427)</b>	<b>0</b>	<b>0</b>
<b>Grand Total: 653 WASTE MANAGEMENT JPA</b>	<b>(193)</b>	<b>(427)</b>	<b>0</b>	<b>0</b>

# County of Marin

## Financing Sources and Uses by Budget Unit by Object Governmental Funds Fiscal Year 2017-18

Detail by Revenue Category and Expenditure Object	2015-16 Actual	2016-17 Estimated	2017-18 Recommended	2017-18 Adopted by the Board of Supervisors
1	2	3	4	5
<b>Budget Unit:</b> 659 MARIN COUNTY OPEN SPACE				
<b>Function:</b> Recreation and Cultural Services				
<b>Activity:</b> Recreation Facilities				
<b>Revenues</b>				
Use of Money and Property	369	726	0	0
<b>Total Revenues</b>	<b>369</b>	<b>726</b>	<b>0</b>	<b>0</b>
<b>Expenditures/Appropriations</b>				
Services and Supplies	21,740	0	0	0
Transfers Out	12,000	0	0	0
<b>Total Expenditures/Appropriations</b>	<b>33,740</b>	<b>0</b>	<b>0</b>	<b>0</b>
<b>Activity Total: Recreation Facilities</b>	<b>33,371</b>	<b>(726)</b>	<b>0</b>	<b>0</b>
<b>Function Total: Recreation and Cultural Services</b>	<b>33,371</b>	<b>(726)</b>	<b>0</b>	<b>0</b>
<b>Grand Total: 659 MARIN COUNTY OPEN SPACE</b>	<b>33,371</b>	<b>(726)</b>	<b>0</b>	<b>0</b>



# County of Marin

## Financing Sources and Uses by Budget Unit by Object Governmental Funds Fiscal Year 2017-18

Detail by Revenue Category and Expenditure Object	2015-16 Actual	2016-17 Estimated	2017-18 Recommended	2017-18 Adopted by the Board of Supervisors
1	2	3	4	5
<b>Budget Unit:</b> 701 LAW LIBRARY				
<b>Function:</b> Education				
<b>Activity:</b> Library Services				
<b>Revenues</b>				
Use of Money and Property	22	48	0	0
<b>Total Revenues</b>	<b>22</b>	<b>48</b>	<b>0</b>	<b>0</b>
<b>Activity Total: Library Services</b>	<b>(22)</b>	<b>(48)</b>	<b>0</b>	<b>0</b>
<b>Function Total: Education</b>	<b>(22)</b>	<b>(48)</b>	<b>0</b>	<b>0</b>
<b>Grand Total: 701 LAW LIBRARY</b>	<b>(22)</b>	<b>(48)</b>	<b>0</b>	<b>0</b>

# County of Marin

## Financing Sources and Uses by Budget Unit by Object Governmental Funds Fiscal Year 2017-18

Detail by Revenue Category and Expenditure Object	2015-16 Actual	2016-17 Estimated	2017-18 Recommended	2017-18 Adopted by the Board of Supervisors
1	2	3	4	5
<b>Budget Unit:</b> 738 WOODACRE CREEK RESTORATION				
<b>Function:</b> Public Protection				
<b>Activity:</b> Flood Cntrl and Soil and Water Conserve				
<b>Revenues</b>				
Use of Money and Property	1	3	0	0
<b>Total Revenues</b>	<b>1</b>	<b>3</b>	<b>0</b>	<b>0</b>
<b>Activity Total: Flood Cntrl and Soil and Water Conserve</b>	<b>(1)</b>	<b>(3)</b>	<b>0</b>	<b>0</b>
<b>Function Total: Public Protection</b>	<b>(1)</b>	<b>(3)</b>	<b>0</b>	<b>0</b>
<b>Grand Total: 738 WOODACRE CREEK RESTORATION</b>	<b>(1)</b>	<b>(3)</b>	<b>0</b>	<b>0</b>

# County of Marin

## Financing Sources and Uses by Budget Unit by Object Governmental Funds Fiscal Year 2017-18

Detail by Revenue Category and Expenditure Object	2015-16 Actual	2016-17 Estimated	2017-18 Recommended	2017-18 Adopted by the Board of Supervisors
1	2	3	4	5

**Budget Unit:** 900 NON DEPARTMENTAL

**Function:** General Government

**Activity:** Other General

**Revenues**

Taxes	196,084,999	213,290,194	195,944,000	195,944,000
Licenses, Permits and Franchises	2,839,612	1,923,585	2,400,000	2,400,000
Fines, Forfeitures, and Penalties	5,739,906	5,526,600	4,315,000	4,315,000
Use of Money and Property	607,931	1,406,629	250,000	250,000
Intergovernmental Revenues	3,403,745	992,377	710,000	710,000
Charges for Current Services	1,844,059	2,086,760	1,525,299	1,525,299
Miscellaneous Revenues	2,508,970	2,447,395	12,225,621	12,225,621
Other Financing Sources	153,486,594	14,482,224	5,404,546	5,404,546
<b>Total Revenues</b>	<b>366,515,816</b>	<b>242,155,764</b>	<b>222,774,466</b>	<b>222,774,466</b>

**Expenditures/Appropriations**

Salary and Benefits	487,153	358,531	750,000	750,000
Services and Supplies	6,168,244	6,728,774	14,642,397	14,642,397
Capital Assets	0	0	1,600,000	1,600,000
Intrafund Expense	(17,567,397)	(2,843,110)	(3,334,259)	(3,334,259)
Interfund Expense	(2,097,549)	(14,427,047)	(15,134,839)	(15,134,839)
Other Financing Uses	77,608,919	17,116,080	17,653,167	17,653,167
Transfers Out	75,978,694	23,152,398	18,358,678	18,358,678

<b>Total Expenditures/Appropriations</b>	<b>140,578,064</b>	<b>30,085,626</b>	<b>34,535,144</b>	<b>34,535,144</b>
--	--------------------	-------------------	-------------------	-------------------

<b>Activity Total: Other General</b>	<b>(225,937,752)</b>	<b>(212,070,138)</b>	<b>(188,239,322)</b>	<b>(188,239,322)</b>
--------------------------------------	----------------------	----------------------	----------------------	----------------------

<b>Function Total: General Government</b>	<b>(225,937,752)</b>	<b>(212,070,138)</b>	<b>(188,239,322)</b>	<b>(188,239,322)</b>
---	----------------------	----------------------	----------------------	----------------------

# County of Marin

## Financing Sources and Uses by Budget Unit by Object Governmental Funds Fiscal Year 2017-18

Detail by Revenue Category and Expenditure Object	2015-16 Actual	2016-17 Estimated	2017-18 Recommended	2017-18 Adopted by the Board of Supervisors
1	2	3	4	5

**Budget Unit:** 900 NON DEPARTMENTAL

**Function:** Public Protection

**Activity:** Judicial

### Revenues

Fines, Forfeitures, and Penalties	603,883	542,806	750,000	750,000
Intergovernmental Revenues	438,306	497,104	557,291	557,291
Charges for Current Services	10,722	44,435	4,000	4,000
Miscellaneous Revenues	2,988	2,607	2,000	2,000
<b>Total Revenues</b>	<b>1,055,899</b>	<b>1,086,952</b>	<b>1,313,291</b>	<b>1,313,291</b>

### Expenditures/Appropriations

Salary and Benefits	2,179	2,152	3,200	3,200
Services and Supplies	2,123,397	1,449,470	2,053,500	2,053,500
Support of Clients	0	0	52,000	52,000
<b>Total Expenditures/Appropriations</b>	<b>2,125,576</b>	<b>1,451,622</b>	<b>2,108,700</b>	<b>2,108,700</b>

<b>Activity Total: Judicial</b>	<b>1,069,677</b>	<b>364,670</b>	<b>795,409</b>	<b>795,409</b>
---------------------------------	------------------	----------------	----------------	----------------

# County of Marin

## Financing Sources and Uses by Budget Unit by Object Governmental Funds Fiscal Year 2017-18

Detail by Revenue Category and Expenditure Object	2015-16 Actual	2016-17 Estimated	2017-18 Recommended	2017-18 Adopted by the Board of Supervisors
1	2	3	4	5
<b>Budget Unit:</b> 900 NON DEPARTMENTAL				
<b>Function:</b> Public Protection				
<b>Activity:</b> Other Protection				
<b>Revenues</b>				
Fines, Forfeitures, and Penalties	45,781	23,937	40,000	40,000
Use of Money and Property	139	258	0	0
Miscellaneous Revenues	650	0	0	0
<b>Total Revenues</b>	<b>46,570</b>	<b>24,195</b>	<b>40,000</b>	<b>40,000</b>
<b>Expenditures/Appropriations</b>				
Services and Supplies	48,213	39,222	40,000	40,000
<b>Total Expenditures/Appropriations</b>	<b>48,213</b>	<b>39,222</b>	<b>40,000</b>	<b>40,000</b>
<b>Activity Total: Other Protection</b>	<b>1,643</b>	<b>15,027</b>	<b>0</b>	<b>0</b>
<b>Function Total: Public Protection</b>	<b>1,071,320</b>	<b>379,697</b>	<b>795,409</b>	<b>795,409</b>

## County of Marin

### Financing Sources and Uses by Budget Unit by Object Governmental Funds Fiscal Year 2017-18

Detail by Revenue Category and Expenditure Object	2015-16 Actual	2016-17 Estimated	2017-18 Recommended	2017-18 Adopted by the Board of Supervisors
1	2	3	4	5
<b>Budget Unit:</b> 900 NON DEPARTMENTAL				
<b>Function:</b> Health and Sanitation				
<b>Activity:</b> Health				
<b>Expenditures/Appropriations</b>				
Transfers Out	0	37,000,000	0	0
<b>Total Expenditures/Appropriations</b>	<b>0</b>	<b>37,000,000</b>	<b>0</b>	<b>0</b>
<b>Activity Total: Health</b>	<b>0</b>	<b>37,000,000</b>	<b>0</b>	<b>0</b>
<b>Function Total: Health and Sanitation</b>	<b>0</b>	<b>37,000,000</b>	<b>0</b>	<b>0</b>
<b>Grand Total:</b> 900 NON DEPARTMENTAL	<b>(224,866,432)</b>	<b>(174,690,441)</b>	<b>(187,443,913)</b>	<b>(187,443,913)</b>

# *Road Fund Work Program Statement*

---

**2018 Requested Budget Road Fund Work Program Statement  
Road Fund 2160**

**Financing Sources**

	<b>2016-17 Adopted</b>	<b>2017-18 Adopted</b>
Unreserved Fund Balance Designated	1,448,274	2,648,449
Revenues From Use of Money and Property	5,000	5,000
Intergovernmental Revenues	5,831,264	5,831,264
Charges for Current Services	1,000,000	1,057,840
Other Financing Sources	2,503,786	2,503,786
Miscellaneous	60,000	60,000
<b>Total Sources</b>	<b>10,848,324</b>	<b>12,106,339</b>

**Financing Uses**

<b>By Object</b>		
Salaries & Benefits	6,056,121	6,493,938
Services & Supplies	2,571,500	2,471,500
Capital Assets	100,000	100,000
Interfund Expenses	2,120,703	3,040,901
Appropriation for Contingencies	0	0
<b>Total by Object</b>	<b>10,848,324</b>	<b>12,106,339</b>
<b>Administration</b>		
Salaries & Benefits	283,825	183,253
Services & Supplies		
<b>Total by Administration</b>	<b>283,825</b>	<b>183,253</b>
<b>Total Construction</b>	<b>0</b>	<b>0</b>
<b>Maintenance</b>		
Salaries & Benefits	6,056,121	6,493,938
Services & Supplies	2,571,500	2,471,500
<b>Total Maintenance</b>	<b>8,627,621</b>	<b>8,965,438</b>
Vehicle Acquisition	100,000	100,000
Reimbursable Work	1,836,878	2,857,648
<b>Total Work Program</b>	<b>10,848,324</b>	<b>12,106,339</b>
Appropriation for Contingencies	0	0
<b>Total Uses</b>	<b>10,848,324</b>	<b>12,106,339</b>



# *Proprietary Funds Budget Forms*

---

## County of Marin

**Operation of Internal Service Fund  
 Fiscal Year 2017-18**

**Fund Title: 6600 Workers' Compensation**

**Service Activity: Other General**

Operating Detail	2015-16 Actual	2016-17 Estimated	2017-18 Recommended	2017-18 Adopted by the Board of Supervisors
1	2	3	4	5
<b>Operating Revenues</b>				
Miscellaneous Revenues	8,807,211	8,843,988	6,500,000	6,500,000
<b>Total Operating Revenues</b>	<b>8,807,211</b>	<b>8,843,988</b>	<b>6,500,000</b>	<b>6,500,000</b>
<b>Operating Expenditures/Appropriations</b>				
Salary and Benefits	195,781	208,068	233,872	233,872
Services and Supplies	5,745,201	4,626,823	6,266,128	6,266,128
<b>Total Operating Expenditures/Appropriations</b>	<b>5,940,982</b>	<b>4,834,891</b>	<b>6,500,000</b>	<b>6,500,000</b>
<b>Operating Income (Loss)</b>	<b>2,866,229</b>	<b>4,009,097</b>	<b>0</b>	<b>0</b>
<b>Income Before Capital Contributions and Transfers</b>	<b>2,866,229</b>	<b>4,009,097</b>	<b>0</b>	<b>0</b>
<b>Change in Net Assets</b>	<b>2,866,229</b>	<b>4,009,097</b>	<b>0</b>	<b>0</b>
<b>Net Assets - Beginning Balance</b>	<b>1,434,009</b>	<b>4,300,238</b>	<b>8,309,335</b>	<b>8,309,335</b>
<b>Net Assets - Ending Balance</b>	<b>4,300,238</b>	<b>8,309,335</b>	<b>8,309,335</b>	<b>8,309,335</b>

## County of Marin

**Operation of Enterprise Fund  
 Fiscal Year 2017-18**

**Fund Title: 6710 Marin.org**

**Service Activity: General Government - Other**

Operating Detail	2015-16 Actual	2016-17 Estimated	2017-18 Recommended	2017-18 Adopted by the Board of Supervisors
1	2	3	4	5
<b>Operating Revenues</b>				
Charges for Current Services	1,610,529	1,035,207	1,500,000	1,500,000
<b>Total Operating Revenues</b>	<b>1,610,529</b>	<b>1,035,207</b>	<b>1,500,000</b>	<b>1,500,000</b>
<b>Operating Expenditures/Appropriations</b>				
Salary and Benefits	222,173	186,523	222,032	222,032
Services and Supplies	1,406,591	1,296,911	1,226,278	1,226,278
Interfund Expense	44,320	44,224	53,090	53,090
Depreciation Expense	67,572	0	0	0
<b>Total Operating Expenditures/Appropriations</b>	<b>1,740,656</b>	<b>1,527,658</b>	<b>1,501,400</b>	<b>1,501,400</b>
<b>Operating Income (Loss)</b>	<b>(130,127)</b>	<b>(492,451)</b>	<b>(1,400)</b>	<b>(1,400)</b>
<b>Non-Operating Expenses and Revenue</b>				
Interest/Investment Income and/or Gain	1,148	1,430	1,400	1,400
<b>Non-Operating Expenses and Revenue</b>	<b>1,148</b>	<b>1,430</b>	<b>1,400</b>	<b>1,400</b>
<b>Capital Contributions and Transfers</b>				
Net Transfers In/(Out)	0	(19,750)	0	0
<b>Change in Net Assets</b>	<b>(128,979)</b>	<b>(510,771)</b>	<b>0</b>	<b>0</b>
<b>Net Assets - Beginning Balance</b>	<b>874,549</b>	<b>745,570</b>	<b>234,799</b>	<b>234,799</b>
<b>Net Assets - Ending Balance</b>	<b>745,570</b>	<b>234,799</b>	<b>234,799</b>	<b>234,799</b>

## County of Marin

**Operation of Enterprise Fund  
 Fiscal Year 2017-18**

**Fund Title: 6720 Special Aviation**

**Service Activity: Transportation Terminals**

Operating Detail	2015-16 Actual	2016-17 Estimated	2017-18 Recommended	2017-18 Adopted by the Board of Supervisors
1	2	3	4	5
<b>Operating Revenues</b>				
Use of Money and Property	658,587	678,118	760,000	760,000
Intergovernmental Revenues	198,412	200,927	0	0
<b>Total Operating Revenues</b>	<b>856,999</b>	<b>879,045</b>	<b>760,000</b>	<b>760,000</b>
<b>Operating Expenditures/Appropriations</b>				
Salary and Benefits	197,830	197,093	207,139	207,139
Services and Supplies	334,853	413,476	307,600	307,600
Interfund Expense	343,640	159,206	324,535	324,535
Depreciation Expense	94,950	0	0	0
<b>Total Operating Expenditures/Appropriations</b>	<b>971,273</b>	<b>769,775</b>	<b>839,274</b>	<b>839,274</b>
<b>Operating Income (Loss)</b>	<b>(114,274)</b>	<b>109,270</b>	<b>(79,274)</b>	<b>(79,274)</b>
<b>Non-Operating Expenses and Revenue</b>				
Interest/Investment Income and/or Gain	580	1,233	1,500	1,500
<b>Non-Operating Expenses and Revenue</b>	<b>580</b>	<b>1,233</b>	<b>1,500</b>	<b>1,500</b>
<b>Capital Contributions and Transfers</b>				
Net Transfers In/(Out)	0	(24,450)	0	0
<b>Change in Net Assets</b>	<b>(113,694)</b>	<b>86,053</b>	<b>(77,774)</b>	<b>(77,774)</b>
<b>Net Assets - Begining Balance</b>	<b>6,117,227</b>	<b>6,003,533</b>	<b>6,089,586</b>	<b>6,089,586</b>
<b>Net Assets - Ending Balance</b>	<b>6,003,533</b>	<b>6,089,586</b>	<b>6,011,812</b>	<b>6,011,812</b>

## County of Marin

**Operation of Enterprise Fund  
 Fiscal Year 2017-18**

**Fund Title: 6760 Marin Commons Property Mngt  
 Service Activity: General Government - Property**

Operating Detail	2015-16 Actual	2016-17 Estimated	2017-18 Recommended	2017-18 Adopted by the Board of Supervisors
1	2	3	4	5
<b>Operating Revenues</b>				
Use of Money and Property	1,179,206	1,523,392	1,729,046	1,729,046
Miscellaneous Revenues	2,589	23,175	0	0
<b>Total Operating Revenues</b>	<b>1,181,795</b>	<b>1,546,567</b>	<b>1,729,046</b>	<b>1,729,046</b>
<b>Operating Expenditures/Appropriations</b>				
Services and Supplies	2,818,287	2,879,071	3,938,256	3,938,256
Depreciation Expense	85,735	0	0	0
<b>Total Operating Expenditures/Appropriations</b>	<b>2,904,022</b>	<b>2,879,071</b>	<b>3,938,256</b>	<b>3,938,256</b>
<b>Operating Income (Loss)</b>	<b>(1,722,227)</b>	<b>(1,332,504)</b>	<b>(2,209,210)</b>	<b>(2,209,210)</b>
<b>Non-Operating Expenses and Revenue</b>				
Interest/Investment Income and/or Gain	0	1,163	0	0
Interest/Investment (Expense) and/or (Loss)	(6,710)	(17,394)	(6,919)	(6,919)
<b>Non-Operating Expenses and Revenue</b>	<b>(6,710)</b>	<b>(16,231)</b>	<b>(6,919)</b>	<b>(6,919)</b>
<b>Capital Contributions and Transfers</b>				
Net Transfers In/(Out)	1,870,000	2,011,898	2,216,129	2,216,129
<b>Change in Net Assets</b>	<b>141,063</b>	<b>663,163</b>	<b>0</b>	<b>0</b>
<b>Net Assets - Begining Balance</b>	<b>511,939</b>	<b>653,002</b>	<b>1,316,165</b>	<b>1,316,165</b>
<b>Net Assets - Ending Balance</b>	<b>653,002</b>	<b>1,316,165</b>	<b>1,316,165</b>	<b>1,316,165</b>

# *Special District Budget Forms*

---

## County of Marin

### Special Districts and Other Agencies Summary - Non Enterprise Fiscal Year 2017-18

District/Agency Name 1	Total Financing Sources			Total Financing Uses			
	Fund Balance Available June 30, 2017 2	Decreases to Obligated Fund Balances 3	Additional Funding Sources 4	Total Financing Sources 5	Financing Uses 6	Increases to Obligated Fund Balances 7	Total Financing Uses 8

#### Sewer Maintenance

3010 Murray Park SMD	67,346	0	94,941	162,287	162,287	0	162,287
3020 San Quentin SMD	23,529	0	45,099	68,628	68,628	0	68,628
<b>Total Sewer Maintenance</b>	<b>90,875</b>	<b>0</b>	<b>140,040</b>	<b>230,915</b>	<b>230,915</b>	<b>0</b>	<b>230,915</b>

#### Community Service Area

3030 CSA #1 Loma Verde	43,395	0	34,602	77,997	77,997	0	77,997
3040 CSA #6 Santa Venetia	(53,920)	0	169,744	115,824	115,824	0	115,824
3050 CSA #9 Northbridge	11,557	0	17,478	29,035	29,035	0	29,035
3060 CSA#13MarinCoUpLucas	129,356	0	699,460	828,816	828,816	0	828,816
3070 CSA #14 Hmstd Valley	48,000	0	345,806	393,806	393,806	0	393,806
3080 CSA #16 Greenbrae	195,500	0	274,585	470,085	470,085	0	470,085
3090 CSA #17 Kentfield	1,168,930	0	617,749	1,786,679	1,786,679	0	1,786,679
3100 CSA #17 Police Svcs	(10,132)	0	196,900	186,768	186,768	0	186,768
3110 CSA #18GalnsVilgArea	24,996	0	142,154	167,150	167,150	0	167,150
3120 CSA #19FireProtecSvc	0	0	2,491,000	2,491,000	2,491,000	0	2,491,000

## County of Marin

### Special Districts and Other Agencies Summary - Non Enterprise Fiscal Year 2017-18

District/Agency Name 1	Total Financing Sources			Total Financing Uses			
	Fund Balance Available June 30, 2017 2	Decreases to Obligated Fund Balances 3	Additional Funding Sources 4	Total Financing Sources 5	Financing Uses 6	Increases to Obligated Fund Balances 7	Total Financing Uses 8
3130 CSA #20 IndianValley	88,433	0	11,651	100,084	100,084	0	100,084
3140 CSA #27 RssVal'yPara	0	0	51,704	51,704	51,704	0	51,704
3150 CSA #28 WMarinParmed	0	0	395,205	395,205	395,205	0	395,205
3160 CSA #29 Paradise Cay	(111,629)	0	162,305	50,676	50,676	0	50,676
3170 CSA #31 Co Fire	0	0	563,250	563,250	563,250	0	563,250
3180 CSA #33 Stnsn Bch	7,373	0	29,295	36,668	36,668	0	36,668
3410 CSA 17 License Plate Readers	6,237	0	0	6,237	6,237	0	6,237
<b>Total Community Service Area</b>	<b>1,548,096</b>	<b>0</b>	<b>6,202,888</b>	<b>7,750,984</b>	<b>7,750,984</b>	<b>0</b>	<b>7,750,984</b>
<b>Lighting District</b>							
3190 Marin Co Lighting	(276,134)	0	820,995	544,861	544,861	0	544,861
3200 RushCrkLight&Landscp	27,660	0	84,485	112,145	112,145	0	112,145
<b>Total Lighting District</b>	<b>(248,474)</b>	<b>0</b>	<b>905,480</b>	<b>657,006</b>	<b>657,006</b>	<b>0</b>	<b>657,006</b>
<b>Flood Control Zone</b>							
2190 Marin County Stormwater Polutio	(82,471)	0	824,600	742,129	742,129	0	742,129
3210 FCZ #1 Novato	2,666,225	0	2,074,500	4,740,725	4,740,725	0	4,740,725
3220 FCZ #3 RichardsonBay	2,743,291	0	1,481,568	4,224,859	4,224,859	0	4,224,859



## County of Marin

### Special Districts and Other Agencies Summary - Non Enterprise Fiscal Year 2017-18

District/Agency Name 1	Total Financing Sources			Total Financing Uses			
	Fund Balance Available June 30, 2017 2	Decreases to Obligated Fund Balances 3	Additional Funding Sources 4	Total Financing Sources 5	Financing Uses 6	Increases to Obligated Fund Balances 7	Total Financing Uses 8
3230 FCZ #4 Bel Aire	374,300	0	540,135	914,435	914,435	0	914,435
3240 FCZ #4AstrwbryCircle	27,131	0	6,869	34,000	34,000	0	34,000
3250 FCZ #5 Stnsn Bch	9,997	0	59,778	69,775	69,775	0	69,775
3260 FCZ #6 SnRf'IMeadows	8,584	0	28,729	37,313	37,313	0	37,313
3270 FCZ #7 Santa Venetia	5,432	0	401,100	406,532	406,532	0	406,532
3280 FCZ #9ARssVlyCrteMad	12,686	0	1,000	13,686	13,686	0	13,686
3290 FCZ #9 Ross Valley	6,870,483	0	2,650,127	9,520,610	9,520,610	0	9,520,610
3300 FCZ #10 Inverness	13,806	0	20	13,826	13,826	0	13,826
<b>Total Flood Control Zone</b>	<b>12,649,464</b>	<b>0</b>	<b>8,068,426</b>	<b>20,717,890</b>	<b>20,717,890</b>	<b>0</b>	<b>20,717,890</b>
<b>Permanent Road Division</b>							
3310 Bolinas HighlandsPRD	29,835	0	7,170	37,005	37,005	0	37,005
3320 Monte Cristo PRD	26,924	0	3,146	30,070	30,070	0	30,070
3330 Inverness Div #2 PRD	20,094	0	2,906	23,000	23,000	0	23,000
3340 Mt ViewAveLagntasPRD	(1,822)	0	1,822	0	0	0	0
3350 Paradise Estates PRD	100,000	0	0	100,000	100,000	0	100,000
3360 Madrone ParkCrclePRD	0	0	0	0	0	0	0
<b>Total Permanent Road Division</b>	<b>175,031</b>	<b>0</b>	<b>15,044</b>	<b>190,075</b>	<b>190,075</b>	<b>0</b>	<b>190,075</b>

## County of Marin

### Special Districts and Other Agencies Summary - Non Enterprise Fiscal Year 2017-18

District/Agency Name 1	Total Financing Sources			Total Financing Uses				
	Fund Balance Available June 30, 2017 2	Decreases to Obligated Fund Balances 3	Additional Funding Sources 4	Total Financing Sources 5	Financing Uses 6	Increases to Obligated Fund Balances 7	Total Financing Uses 8	
<b>Open Space</b>								
2540	Marin County Open Space	0	0	7,343,481	7,343,481	7,343,481	0	7,343,481
<b>Total Open Space</b>		<b>0</b>	<b>0</b>	<b>7,343,481</b>	<b>7,343,481</b>	<b>7,343,481</b>	<b>0</b>	<b>7,343,481</b>
<b>Other</b>								
1620	ConsolReassmtBndsDSF	0	0	57,000	57,000	57,000	0	57,000
1640	CFD 97-1AssmtBndsDSF	0	0	293,000	293,000	293,000	0	293,000
1650	CFD93-1AssmtBondsDSF	0	0	308,500	308,500	308,500	0	308,500
1670	2013 Refunding Revenue Bond	0	0	630,000	630,000	630,000	0	630,000
2710	PublicAuth Admin (IHSS)	0	0	2,295,260	2,295,260	2,295,260	0	2,295,260
3400	Law Library BP6322.1	(10,547)	0	179,159	168,612	168,612	0	168,612
<b>Total Other</b>		<b>(10,547)</b>	<b>0</b>	<b>3,762,919</b>	<b>3,752,372</b>	<b>3,752,372</b>	<b>0</b>	<b>3,752,372</b>
<b>Total Special Districts and Other Agencies</b>		<b>14,204,445</b>	<b>0</b>	<b>26,438,278</b>	<b>40,642,723</b>	<b>40,642,723</b>	<b>0</b>	<b>40,642,723</b>

## County of Marin

### Fund Balance - Special District and Other Agencies - Non Enterprise Fiscal Year 2017-18

District/Agency Name	Total Fund Balance June 30, 2017	Less: Obligated Fund Balances			Fund Balance Available June 30, 2017
		Encumbrances	Nonspendable, Restricted, and Committed	Assigned	
1	2	3	4	5	6

**Sewer Maintenance**

3010 Murray Park SMD	67,346	0	0	0	67,346
3020 San Quentin SMD	55,132	31,603	0	0	23,529
<b>Total Sewer Maintenance</b>	<b>122,478</b>	<b>31,603</b>	<b>0</b>	<b>0</b>	<b>90,875</b>

**Community Service Area**

3030 CSA #1 Loma Verde	43,395	0	0	0	43,395
3040 CSA #6 Santa Venetia	(16,283)	37,637	0	0	(53,920)
3050 CSA #9 Northbridge	11,777	220	0	0	11,557
3060 CSA#13MarinCoUpLucas	139,284	9,928	0	0	129,356
3070 CSA #14 Hmstd Valley	86,775	38,775	0	0	48,000
3080 CSA #16 Greenbrae	295,483	99,983	0	0	195,500
3090 CSA #17 Kentfield	1,242,160	73,230	0	0	1,168,930
3100 CSA #17 Police Svcs	(10,132)	0	0	0	(10,132)
3110 CSA #18GalnsVilgArea	33,974	8,978	0	0	24,996
3120 CSA #19FireProtecSvc	0	0	0	0	0
3130 CSA #20 IndianValley	88,433	0	0	0	88,433
3140 CSA #27 RssVal'yPara	0	0	0	0	0

## County of Marin

### Fund Balance - Special District and Other Agencies - Non Enterprise Fiscal Year 2017-18

District/Agency Name 1	Total Fund Balance June 30, 2017 2	Less: Obligated Fund Balances			Fund Balance Available June 30, 2017 6
		Encumbrances 3	Nonspendable, Restricted, and Committed 4	Assigned 5	
3150 CSA #28 WMarinParmed	0	0	0	0	0
3160 CSA #29 Paradise Cay	(111,629)	0	0	0	(111,629)
3170 CSA #31 Co Fire	0	0	0	0	0
3180 CSA #33 Stnsn Bch	21,561	14,188	0	0	7,373
3410 CSA 17 License Plate Readers	6,237	0	0	0	6,237
<b>Total Community Service Area</b>	<b>1,831,035</b>	<b>282,939</b>	<b>0</b>	<b>0</b>	<b>1,548,096</b>
<b>Lighting District</b>					
3190 Marin Co Lighting	(252,280)	23,854	0	0	(276,134)
3200 RushCrkLight&Landscp	36,815	9,155	0	0	27,660
<b>Total Lighting District</b>	<b>(215,465)</b>	<b>33,009</b>	<b>0</b>	<b>0</b>	<b>(248,474)</b>
<b>Flood Control Zone</b>					
2190 Marin County Stormwater Polutio	(5,448)	77,023	0	0	(82,471)
3210 FCZ #1 Novato	3,275,030	608,805	0	0	2,666,225
3220 FCZ #3 RichardsonBay	3,654,064	910,773	0	0	2,743,291
3230 FCZ #4 Bel Aire	859,407	485,107	0	0	374,300
3240 FCZ #4AstrwbryCircle	27,131	0	0	0	27,131
3250 FCZ #5 Stnsn Bch	28,119	18,122	0	0	9,997
3260 FCZ #6 SnRf'IMeadows	21,384	12,800	0	0	8,584

## County of Marin

### Fund Balance - Special District and Other Agencies - Non Enterprise Fiscal Year 2017-18

District/Agency Name 1	Total Fund Balance June 30, 2017 2	Less: Obligated Fund Balances			Fund Balance Available June 30, 2017 6
		Encumbrances 3	Nonspendable, Restricted, and Committed 4	Assigned 5	
3270 FCZ #7 Santa Venetia	92,127	86,695	0	0	5,432
3280 FCZ #9ARssVlyCrteMad	12,686	0	0	0	12,686
3290 FCZ #9 Ross Valley	9,093,334	2,222,851	0	0	6,870,483
3300 FCZ #10 Inverness	25,106	11,300	0	0	13,806
<b>Total Flood Control Zone</b>	<b>17,082,940</b>	<b>4,433,476</b>	<b>0</b>	<b>0</b>	<b>12,649,464</b>
<b>Permanent Road Division</b>					
3310 Bolinas HighlandsPRD	29,835	0	0	0	29,835
3320 Monte Cristo PRD	26,924	0	0	0	26,924
3330 Inverness Div #2 PRD	20,094	0	0	0	20,094
3340 Mt ViewAveLagntasPRD	(1,822)	0	0	0	(1,822)
3350 Paradise Estates PRD	100,000	0	0	0	100,000
3360 Madrone ParkCrclePRD	0	0	0	0	0
<b>Total Permanent Road Division</b>	<b>175,031</b>	<b>0</b>	<b>0</b>	<b>0</b>	<b>175,031</b>
<b>Open Space</b>					
2540 Marin County Open Space	4,737,884	698,026	3,000,000	1,039,858	0
<b>Total Open Space</b>	<b>4,737,884</b>	<b>698,026</b>	<b>3,000,000</b>	<b>1,039,858</b>	<b>0</b>
<b>Other</b>					

## County of Marin

### Fund Balance - Special District and Other Agencies - Non Enterprise Fiscal Year 2017-18

District/Agency Name 1	Total Fund Balance June 30, 2017 2	Less: Obligated Fund Balances			Fund Balance Available June 30, 2017 6
		Encumbrances 3	Nonspendable, Restricted, and Committed 4	Assigned 5	
1620 ConsolReassmtBndsDSF	0	0	0	0	0
1640 CFD 97-1AssmtBndsDSF	0	0	0	0	0
1650 CFD93-1AssmtBondsDSF	0	0	0	0	0
1670 2013 Refunding Revenue Bond	0	0	0	0	0
2710 PublicAuth Admin (IHSS)	0	0	0	0	0
3400 Law Library BP6322.1	(10,547)	0	0	0	(10,547)
<b>Total Other</b>	<b>(10,547)</b>	<b>0</b>	<b>0</b>	<b>0</b>	<b>(10,547)</b>

<b>Total Special Districts and Other Agencies</b>	<b>23,723,356</b>	<b>5,479,053</b>	<b>3,000,000</b>	<b>1,039,858</b>	<b>14,204,445</b>
---	-------------------	------------------	------------------	------------------	-------------------

## County of Marin

### Special Districts and Other Agencies - Non Enterprise Obligated Fund Balances Fiscal Year 2017-18

District / Agency Name 1	Obligated Fund Balance June 30, 2017 2	Decreases or Cancellations		Decreases or Cancellations		Total Obligated Fund Balances for the Year 7
		Recommended 3	Adopted by the Board of Supervisors 4	Recommended 5	Adopted by the Board of Supervisors 6	

**Open Space**

2540 Marin County Open Space

**Committed**

320555 COM FD BAL-ECNOMIC UNCERT	1,000,000	0	0	0	0	1,000,000
320525 COM FUND BAL-ONETME CAP PR	1,000,000	0	0	0	0	1,000,000
320515 COMMITTED FUND BAL-SP LITIG	1,000,000	0	0	0	0	1,000,000
<b>Total Committed</b>	<b>3,000,000</b>	<b>0</b>	<b>0</b>	<b>0</b>	<b>0</b>	<b>3,000,000</b>

**Assigned**

330325 ASSIGNED FD BAL-VEHICLE REPL	1,039,858	0	0	0	0	1,039,858
<b>Total Assigned</b>	<b>1,039,858</b>	<b>0</b>	<b>0</b>	<b>0</b>	<b>0</b>	<b>1,039,858</b>

<b>Total 2540 Marin County Open Space</b>	<b>4,039,858</b>	<b>0</b>	<b>0</b>	<b>0</b>	<b>0</b>	<b>4,039,858</b>
---	------------------	----------	----------	----------	----------	------------------

<b>Total Open Space</b>	<b>4,039,858</b>	<b>0</b>	<b>0</b>	<b>0</b>	<b>0</b>	<b>4,039,858</b>
-------------------------	------------------	----------	----------	----------	----------	------------------

<b>Total Special Districts and Other Agencies</b>	<b>4,039,858</b>	<b>0</b>	<b>0</b>	<b>0</b>	<b>0</b>	<b>4,039,858</b>
---	------------------	----------	----------	----------	----------	------------------

## County of Marin

### Special Districts and Other Agencies - Non Enterprise Financing Sources and Uses by Budget Unit by Object Fiscal Year 2017-18

Detail by Revenue Category and Expenditure Object	2015-16 Actual	2016-17 Estimated	2017-18 Recommended	2017-18 Adopted by the Board of Supervisors
1	2	3	4	5

**1620 ConsolReassmtBndsDSF**

Revenues				
Taxes	59,038	55,679	64,000	64,000
Use of Money and Property	48	165	0	0
Charges for Current Services	(4,800)	(4,800)	(7,000)	(7,000)
Miscellaneous Revenues	659	0	0	0
<b>Total for: Revenues</b>	<b>54,945</b>	<b>51,044</b>	<b>57,000</b>	<b>57,000</b>
Expenditures/Appropriations				
Services and Supplies	3,269	4,794	7,000	7,000
Transfers Out	49,802	52,541	50,000	50,000
<b>Total for: Expenditures/Appropriations</b>	<b>53,071</b>	<b>57,335</b>	<b>57,000</b>	<b>57,000</b>
<b>Net Cost:</b>	<b>(1,874)</b>	<b>6,291</b>	<b>0</b>	<b>0</b>



## County of Marin

### Special Districts and Other Agencies - Non Enterprise Financing Sources and Uses by Budget Unit by Object Fiscal Year 2017-18

Detail by Revenue Category and Expenditure Object	2015-16 Actual	2016-17 Estimated	2017-18 Recommended	2017-18 Adopted by the Board of Supervisors
1	2	3	4	5

**1640    CFD 97-1AssmtBndsDSF**

Revenues				
Taxes	308,798	308,014	300,000	300,000
Use of Money and Property	385	1,249	0	0
Charges for Current Services	(6,302)	(6,288)	(7,000)	(7,000)
<b>Total for:        Revenues</b>	<b>302,881</b>	<b>302,975</b>	<b>293,000</b>	<b>293,000</b>
Expenditures/Appropriations				
Services and Supplies	9,986	14,422	13,000	13,000
Transfers Out	275,120	271,969	280,000	280,000
<b>Total for:        Expenditures/Appropriations</b>	<b>285,106</b>	<b>286,391</b>	<b>293,000</b>	<b>293,000</b>
<b>Net Cost:</b>	<b>(17,775)</b>	<b>(16,584)</b>	<b>0</b>	<b>0</b>

## County of Marin

### Special Districts and Other Agencies - Non Enterprise Financing Sources and Uses by Budget Unit by Object Fiscal Year 2017-18

Detail by Revenue Category and Expenditure Object	2015-16 Actual	2016-17 Estimated	2017-18 Recommended	2017-18 Adopted by the Board of Supervisors
1	2	3	4	5

**1650    CFD93-1AssmtBondsDSF**

Revenues				
Taxes	308,798	308,014	315,000	315,000
Use of Money and Property	351	1,178	0	0
Charges for Current Services	(6,302)	(6,288)	(6,500)	(6,500)
<b>Total for:        Revenues</b>	<b>302,847</b>	<b>302,904</b>	<b>308,500</b>	<b>308,500</b>
Expenditures/Appropriations				
Services and Supplies	4,807	5,648	8,500	8,500
Transfers Out	292,018	291,013	300,000	300,000
<b>Total for:        Expenditures/Appropriations</b>	<b>296,825</b>	<b>296,661</b>	<b>308,500</b>	<b>308,500</b>
<b>Net Cost:</b>	<b>(6,022)</b>	<b>(6,243)</b>	<b>0</b>	<b>0</b>

## County of Marin

### Special Districts and Other Agencies - Non Enterprise Financing Sources and Uses by Budget Unit by Object Fiscal Year 2017-18

Detail by Revenue Category and Expenditure Object	2015-16 Actual	2016-17 Estimated	2017-18 Recommended	2017-18 Adopted by the Board of Supervisors
1	2	3	4	5

**1670 2013 Refunding Revenue Bond**

Revenues				
Use of Money and Property	34	(919)	0	0
Other Financing Sources	616,941	615,523	630,000	630,000
<b>Total for: Revenues</b>	<b>616,975</b>	<b>614,604</b>	<b>630,000</b>	<b>630,000</b>
Expenditures/Appropriations				
Services and Supplies	1,250	1,250	8,000	8,000
Other Financing Uses	616,640	614,988	622,000	622,000
<b>Total for: Expenditures/Appropriations</b>	<b>617,890</b>	<b>616,238</b>	<b>630,000</b>	<b>630,000</b>
<b>Net Cost:</b>	<b>915</b>	<b>1,634</b>	<b>0</b>	<b>0</b>

## County of Marin

### Special Districts and Other Agencies - Non Enterprise Financing Sources and Uses by Budget Unit by Object Fiscal Year 2017-18

Detail by Revenue Category and Expenditure Object	2015-16 Actual	2016-17 Estimated	2017-18 Recommended	2017-18 Adopted by the Board of Supervisors
1	2	3	4	5

#### 2190 Marin County Stormwater Pollution Prevention Program

Revenues				
Use of Money and Property	1,490	3,213	600	600
Charges for Current Services	480,387	492,811	607,825	607,825
Miscellaneous Revenues	55	130	1,000	1,000
Other Financing Sources	171,993	177,189	215,175	215,175
<b>Total for: Revenues</b>	<b>653,925</b>	<b>673,343</b>	<b>824,600</b>	<b>824,600</b>
Expenditures/Appropriations				
Services and Supplies	296,357	361,580	276,365	276,365
Interfund Expense	382,633	420,908	465,764	465,764
<b>Total for: Expenditures/Appropriations</b>	<b>678,990</b>	<b>782,488</b>	<b>742,129</b>	<b>742,129</b>
<b>Net Cost:</b>	<b>25,065</b>	<b>109,145</b>	<b>(82,471)</b>	<b>(82,471)</b>

## County of Marin

### Special Districts and Other Agencies - Non Enterprise Financing Sources and Uses by Budget Unit by Object Fiscal Year 2017-18

Detail by Revenue Category and Expenditure Object	2015-16 Actual	2016-17 Estimated	2017-18 Recommended	2017-18 Adopted by the Board of Supervisors
1	2	3	4	5

#### 2540 Marin County Open Space

Revenues				
Taxes	6,780,785	7,277,258	7,280,085	7,280,085
Use of Money and Property	37,626	60,312	32,434	32,434
Intergovernmental Revenues	148,493	100,490	35,809	35,809
Charges for Current Services	(79,019)	(101,744)	(86,847)	(86,847)
Miscellaneous Revenues	84,847	96,255	82,000	82,000
Other Financing Sources	12,000	0	0	0
<b>Total for: Revenues</b>	<b>6,984,732</b>	<b>7,432,571</b>	<b>7,343,481</b>	<b>7,343,481</b>
Expenditures/Appropriations				
Salary and Benefits	4,355,771	4,444,316	5,196,148	5,196,148
Services and Supplies	1,929,933	1,285,036	1,009,076	1,009,076
Capital Assets	50,000	0	0	0
Intrafund Expense	0	1,506	0	0
Interfund Expense	1,097,539	1,157,494	1,138,257	1,138,257
Transfers Out	0	10,000	0	0
<b>Total for: Expenditures/Appropriations</b>	<b>7,433,243</b>	<b>6,898,352</b>	<b>7,343,481</b>	<b>7,343,481</b>
<b>Net Cost:</b>	<b>448,511</b>	<b>(534,219)</b>	<b>0</b>	<b>0</b>

## County of Marin

### Special Districts and Other Agencies - Non Enterprise Financing Sources and Uses by Budget Unit by Object Fiscal Year 2017-18

Detail by Revenue Category and Expenditure Object	2015-16 Actual	2016-17 Estimated	2017-18 Recommended	2017-18 Adopted by the Board of Supervisors
1	2	3	4	5

**2710 PublicAuth Admin (IHSS)**

Revenues				
Use of Money and Property	979	1,723	0	0
Intergovernmental Revenues	0	391,366	0	0
Miscellaneous Revenues	3,250	0	0	0
Other Financing Sources	1,976,485	2,244,050	2,295,260	2,295,260
<b>Total for: Revenues</b>	<b>1,980,714</b>	<b>2,637,139</b>	<b>2,295,260</b>	<b>2,295,260</b>
Expenditures/Appropriations				
Salary and Benefits	442,923	369,752	485,360	485,360
Services and Supplies	71,513	181,821	101,512	101,512
Support of Clients	1,393,930	1,800,028	1,640,000	1,640,000
Interfund Expense	68,388	68,388	68,388	68,388
<b>Total for: Expenditures/Appropriations</b>	<b>1,976,754</b>	<b>2,419,989</b>	<b>2,295,260</b>	<b>2,295,260</b>
<b>Net Cost:</b>	<b>(3,960)</b>	<b>(217,150)</b>	<b>0</b>	<b>0</b>

## County of Marin

### Special Districts and Other Agencies - Non Enterprise Financing Sources and Uses by Budget Unit by Object Fiscal Year 2017-18

Detail by Revenue Category and Expenditure Object	2015-16 Actual	2016-17 Estimated	2017-18 Recommended	2017-18 Adopted by the Board of Supervisors
1	2	3	4	5

**3010 Murray Park SMD**

Revenues				
Taxes	86,664	96,978	94,716	94,716
Use of Money and Property	548	1,334	750	750
Intergovernmental Revenues	212	238	225	225
Charges for Current Services	(683)	(899)	(750)	(750)
<b>Total for: Revenues</b>	<b>86,741</b>	<b>97,651</b>	<b>94,941</b>	<b>94,941</b>
Expenditures/Appropriations				
Services and Supplies	66,127	70,933	157,042	157,042
Interfund Expense	8,283	1,092	5,245	5,245
<b>Total for: Expenditures/Appropriations</b>	<b>74,410</b>	<b>72,025</b>	<b>162,287</b>	<b>162,287</b>
<b>Net Cost:</b>	<b>(12,331)</b>	<b>(25,626)</b>	<b>67,346</b>	<b>67,346</b>

## County of Marin

### Special Districts and Other Agencies - Non Enterprise Financing Sources and Uses by Budget Unit by Object Fiscal Year 2017-18

Detail by Revenue Category and Expenditure Object	2015-16 Actual	2016-17 Estimated	2017-18 Recommended	2017-18 Adopted by the Board of Supervisors
1	2	3	4	5

**3020 San Quentin SMD**

Revenues				
Taxes	41,905	44,585	44,804	44,804
Use of Money and Property	505	1,075	500	500
Intergovernmental Revenues	96	99	100	100
Charges for Current Services	(303)	(374)	(305)	(305)
Miscellaneous Revenues	29	0	0	0
<b>Total for: Revenues</b>	<b>42,232</b>	<b>45,385</b>	<b>45,099</b>	<b>45,099</b>
Expenditures/Appropriations				
Services and Supplies	74,658	25,994	61,824	61,824
Interfund Expense	9,777	1,128	6,804	6,804
<b>Total for: Expenditures/Appropriations</b>	<b>84,435</b>	<b>27,122</b>	<b>68,628</b>	<b>68,628</b>
<b>Net Cost:</b>	<b>42,203</b>	<b>(18,263)</b>	<b>23,529</b>	<b>23,529</b>



## County of Marin

### Special Districts and Other Agencies - Non Enterprise Financing Sources and Uses by Budget Unit by Object Fiscal Year 2017-18

Detail by Revenue Category and Expenditure Object	2015-16 Actual	2016-17 Estimated	2017-18 Recommended	2017-18 Adopted by the Board of Supervisors
1	2	3	4	5

**3030 CSA #1 Loma Verde**

Revenues				
Taxes	39,322	42,120	34,616	34,616
Use of Money and Property	650	1,566	261	261
Intergovernmental Revenues	200	197	205	205
Charges for Current Services	(478)	(601)	(480)	(480)
<b>Total for: Revenues</b>	<b>39,694</b>	<b>43,282</b>	<b>34,602</b>	<b>34,602</b>
Expenditures/Appropriations				
Services and Supplies	1,164	1,016	70,500	70,500
Interfund Expense	7,103	7,298	7,497	7,497
<b>Total for: Expenditures/Appropriations</b>	<b>8,267</b>	<b>8,314</b>	<b>77,997</b>	<b>77,997</b>
<b>Net Cost:</b>	<b>(31,427)</b>	<b>(34,968)</b>	<b>43,395</b>	<b>43,395</b>

## County of Marin

### Special Districts and Other Agencies - Non Enterprise Financing Sources and Uses by Budget Unit by Object Fiscal Year 2017-18

Detail by Revenue Category and Expenditure Object	2015-16 Actual	2016-17 Estimated	2017-18 Recommended	2017-18 Adopted by the Board of Supervisors
1	2	3	4	5

**3040 CSA #6 Santa Venetia**

Revenues				
Taxes	196,115	209,708	169,735	169,735
Use of Money and Property	4,951	11,418	1,500	1,500
Intergovernmental Revenues	1,016	1,005	1,000	1,000
Charges for Current Services	(2,426)	(3,048)	(2,491)	(2,491)
<b>Total for: Revenues</b>	<b>199,656</b>	<b>219,083</b>	<b>169,744</b>	<b>169,744</b>
Expenditures/Appropriations				
Services and Supplies	21,903	57,176	110,138	110,138
Interfund Expense	33,749	31,671	5,686	5,686
<b>Total for: Expenditures/Appropriations</b>	<b>55,652</b>	<b>88,847</b>	<b>115,824</b>	<b>115,824</b>
<b>Net Cost:</b>	<b>(144,004)</b>	<b>(130,236)</b>	<b>(53,920)</b>	<b>(53,920)</b>

## County of Marin

### Special Districts and Other Agencies - Non Enterprise Financing Sources and Uses by Budget Unit by Object Fiscal Year 2017-18

Detail by Revenue Category and Expenditure Object	2015-16 Actual	2016-17 Estimated	2017-18 Recommended	2017-18 Adopted by the Board of Supervisors
1	2	3	4	5

**3050 CSA #9 Northbridge**

Revenues				
Taxes	17,554	18,354	17,956	17,956
Use of Money and Property	115	251	40	40
Intergovernmental Revenues	64	63	0	0
Charges for Current Services	(504)	(542)	(518)	(518)
<b>Total for: Revenues</b>	<b>17,229</b>	<b>18,126</b>	<b>17,478</b>	<b>17,478</b>
Expenditures/Appropriations				
Services and Supplies	9,273	16,483	23,054	23,054
Interfund Expense	5,644	5,810	5,981	5,981
<b>Total for: Expenditures/Appropriations</b>	<b>14,917</b>	<b>22,293</b>	<b>29,035</b>	<b>29,035</b>
<b>Net Cost:</b>	<b>(2,312)</b>	<b>4,167</b>	<b>11,557</b>	<b>11,557</b>

## County of Marin

### Special Districts and Other Agencies - Non Enterprise Financing Sources and Uses by Budget Unit by Object Fiscal Year 2017-18

Detail by Revenue Category and Expenditure Object	2015-16 Actual	2016-17 Estimated	2017-18 Recommended	2017-18 Adopted by the Board of Supervisors
1	2	3	4	5

**3060 CSA#13MarinCoUpLucas**

Revenues				
Taxes	676,754	708,283	702,950	702,950
Use of Money and Property	1,520	3,440	1,010	1,010
Intergovernmental Revenues	2,667	2,609	2,500	2,500
Charges for Current Services	(7,669)	(9,250)	(7,000)	(7,000)
<b>Total for: Revenues</b>	<b>673,272</b>	<b>705,082</b>	<b>699,460</b>	<b>699,460</b>
Expenditures/Appropriations				
Services and Supplies	631,531	672,430	825,000	825,000
Interfund Expense	15,655	3,816	3,816	3,816
<b>Total for: Expenditures/Appropriations</b>	<b>647,186</b>	<b>676,246</b>	<b>828,816</b>	<b>828,816</b>
<b>Net Cost:</b>	<b>(26,086)</b>	<b>(28,836)</b>	<b>129,356</b>	<b>129,356</b>

## County of Marin

### Special Districts and Other Agencies - Non Enterprise Financing Sources and Uses by Budget Unit by Object Fiscal Year 2017-18

Detail by Revenue Category and Expenditure Object	2015-16 Actual	2016-17 Estimated	2017-18 Recommended	2017-18 Adopted by the Board of Supervisors
1	2	3	4	5

**3070 CSA #14 Hmstd Valley**

Revenues				
Taxes	329,034	345,375	336,946	336,946
Use of Money and Property	2,930	3,939	2,760	2,760
Intergovernmental Revenues	864	846	400	400
Charges for Current Services	(4,122)	(4,656)	(4,300)	(4,300)
Other Financing Sources	0	10,000	10,000	10,000
<b>Total for: Revenues</b>	<b>328,706</b>	<b>355,504</b>	<b>345,806</b>	<b>345,806</b>
Expenditures/Appropriations				
Services and Supplies	269,927	256,662	307,605	307,605
Capital Assets	0	0	0	0
Interfund Expense	6,289	6,439	6,593	6,593
Other Financing Uses	76,502	78,040	79,608	79,608
<b>Total for: Expenditures/Appropriations</b>	<b>352,718</b>	<b>341,141</b>	<b>393,806</b>	<b>393,806</b>
<b>Net Cost:</b>	<b>24,012</b>	<b>(14,363)</b>	<b>48,000</b>	<b>48,000</b>

## County of Marin

### Special Districts and Other Agencies - Non Enterprise Financing Sources and Uses by Budget Unit by Object Fiscal Year 2017-18

Detail by Revenue Category and Expenditure Object	2015-16 Actual	2016-17 Estimated	2017-18 Recommended	2017-18 Adopted by the Board of Supervisors
1	2	3	4	5

**3080 CSA #16 Greenbrae**

Revenues				
Taxes	273,655	281,729	276,972	276,972
Use of Money and Property	985	1,848	900	900
Intergovernmental Revenues	416	411	205	205
Charges for Current Services	(3,415)	(3,667)	(3,492)	(3,492)
Miscellaneous Revenues	220	0	0	0
<b>Total for: Revenues</b>	<b>271,861</b>	<b>280,321</b>	<b>274,585</b>	<b>274,585</b>
Expenditures/Appropriations				
Services and Supplies	457,387	245,677	447,000	447,000
Capital Assets	0	0	0	0
Interfund Expense	17,967	40,697	23,085	23,085
<b>Total for: Expenditures/Appropriations</b>	<b>475,354</b>	<b>286,374</b>	<b>470,085</b>	<b>470,085</b>
<b>Net Cost:</b>	<b>203,493</b>	<b>6,053</b>	<b>195,500</b>	<b>195,500</b>

## County of Marin

### Special Districts and Other Agencies - Non Enterprise Financing Sources and Uses by Budget Unit by Object Fiscal Year 2017-18

Detail by Revenue Category and Expenditure Object	2015-16 Actual	2016-17 Estimated	2017-18 Recommended	2017-18 Adopted by the Board of Supervisors
1	2	3	4	5

**3090 CSA #17 Kentfield**

Revenues				
Taxes	647,333	774,833	614,516	614,516
Use of Money and Property	8,064	17,550	4,000	4,000
Intergovernmental Revenues	629	83,409	310	310
Charges for Current Services	(1,422)	(2,156)	(1,077)	(1,077)
Miscellaneous Revenues	3,380	1,092	0	0
<b>Total for: Revenues</b>	<b>657,984</b>	<b>874,728</b>	<b>617,749</b>	<b>617,749</b>
Expenditures/Appropriations				
Services and Supplies	175,625	901,899	1,347,623	1,347,623
Capital Assets	0	0	200,000	200,000
Interfund Expense	228,773	232,521	239,056	239,056
<b>Total for: Expenditures/Appropriations</b>	<b>404,398</b>	<b>1,134,420</b>	<b>1,786,679</b>	<b>1,786,679</b>
<b>Net Cost:</b>	<b>(253,586)</b>	<b>259,692</b>	<b>1,168,930</b>	<b>1,168,930</b>

## County of Marin

### Special Districts and Other Agencies - Non Enterprise Financing Sources and Uses by Budget Unit by Object Fiscal Year 2017-18

Detail by Revenue Category and Expenditure Object	2015-16 Actual	2016-17 Estimated	2017-18 Recommended	2017-18 Adopted by the Board of Supervisors
1	2	3	4	5

**3100 CSA #17 Police Svcs**

Revenues				
Taxes	142,740	197,280	198,000	198,000
Use of Money and Property	266	447	400	400
Charges for Current Services	(1,098)	(1,096)	(1,500)	(1,500)
<b>Total for: Revenues</b>	<b>141,908</b>	<b>196,631</b>	<b>196,900</b>	<b>196,900</b>
Expenditures/Appropriations				
Interfund Expense	181,107	185,675	186,768	186,768
<b>Total for: Expenditures/Appropriations</b>	<b>181,107</b>	<b>185,675</b>	<b>186,768</b>	<b>186,768</b>
<b>Net Cost:</b>	<b>39,199</b>	<b>(10,956)</b>	<b>(10,132)</b>	<b>(10,132)</b>



## County of Marin

### Special Districts and Other Agencies - Non Enterprise Financing Sources and Uses by Budget Unit by Object Fiscal Year 2017-18

Detail by Revenue Category and Expenditure Object	2015-16 Actual	2016-17 Estimated	2017-18 Recommended	2017-18 Adopted by the Board of Supervisors
1	2	3	4	5

**3110 CSA #18GalnsVilgArea**

Revenues				
Taxes	144,781	155,502	142,701	142,701
Use of Money and Property	718	1,312	200	200
Intergovernmental Revenues	736	729	360	360
Charges for Current Services	(1,758)	(2,213)	(1,107)	(1,107)
<b>Total for: Revenues</b>	<b>144,477</b>	<b>155,330</b>	<b>142,154</b>	<b>142,154</b>
Expenditures/Appropriations				
Services and Supplies	230,406	124,043	111,993	111,993
Capital Assets	0	0	0	0
Interfund Expense	59,426	53,752	55,157	55,157
<b>Total for: Expenditures/Appropriations</b>	<b>289,832</b>	<b>177,795</b>	<b>167,150</b>	<b>167,150</b>
<b>Net Cost:</b>	<b>145,355</b>	<b>22,465</b>	<b>24,996</b>	<b>24,996</b>

## County of Marin

### Special Districts and Other Agencies - Non Enterprise Financing Sources and Uses by Budget Unit by Object Fiscal Year 2017-18

Detail by Revenue Category and Expenditure Object	2015-16 Actual	2016-17 Estimated	2017-18 Recommended	2017-18 Adopted by the Board of Supervisors
1	2	3	4	5

**3120 CSA #19Fire ProtecSvc**

Revenues				
Taxes	2,394,581	2,551,129	2,504,500	2,504,500
Use of Money and Property	19,143	43,002	6,000	6,000
Intergovernmental Revenues	12,240	12,051	12,500	12,500
Charges for Current Services	(29,369)	(36,714)	(32,000)	(32,000)
<b>Total for: Revenues</b>	<b>2,396,595</b>	<b>2,569,468</b>	<b>2,491,000</b>	<b>2,491,000</b>
Expenditures/Appropriations				
Services and Supplies	1,652,432	2,300,000	2,475,124	2,475,124
Capital Assets	0	635,387	0	0
Interfund Expense	15,876	15,876	15,876	15,876
<b>Total for: Expenditures/Appropriations</b>	<b>1,668,308</b>	<b>2,951,263</b>	<b>2,491,000</b>	<b>2,491,000</b>
<b>Net Cost:</b>	<b>(728,287)</b>	<b>381,795</b>	<b>0</b>	<b>0</b>

## County of Marin

### Special Districts and Other Agencies - Non Enterprise Financing Sources and Uses by Budget Unit by Object Fiscal Year 2017-18

Detail by Revenue Category and Expenditure Object	2015-16 Actual	2016-17 Estimated	2017-18 Recommended	2017-18 Adopted by the Board of Supervisors
1	2	3	4	5

**3130 CSA #20 IndianValley**

Revenues				
Taxes	11,693	12,296	11,619	11,619
Use of Money and Property	276	657	92	92
Intergovernmental Revenues	60	58	29	29
Charges for Current Services	(143)	(177)	(89)	(89)
<b>Total for: Revenues</b>	<b>11,886</b>	<b>12,834</b>	<b>11,651</b>	<b>11,651</b>
Expenditures/Appropriations				
Services and Supplies	0	0	100,000	100,000
Capital Assets	0	0	0	0
Interfund Expense	84	84	84	84
<b>Total for: Expenditures/Appropriations</b>	<b>84</b>	<b>84</b>	<b>100,084</b>	<b>100,084</b>
<b>Net Cost:</b>	<b>(11,802)</b>	<b>(12,750)</b>	<b>88,433</b>	<b>88,433</b>

## County of Marin

### Special Districts and Other Agencies - Non Enterprise Financing Sources and Uses by Budget Unit by Object Fiscal Year 2017-18

Detail by Revenue Category and Expenditure Object	2015-16 Actual	2016-17 Estimated	2017-18 Recommended	2017-18 Adopted by the Board of Supervisors
1	2	3	4	5

**3140 CSA #27 RssVal'yPara**

Revenues				
Taxes	42,820	47,142	52,054	52,054
Charges for Current Services	(298)	(298)	(350)	(350)
<b>Total for: Revenues</b>	<b>42,522</b>	<b>46,844</b>	<b>51,704</b>	<b>51,704</b>
Expenditures/Appropriations				
Interfund Expense	204	204	204	204
Other Financing Uses	42,318	46,845	51,500	51,500
<b>Total for: Expenditures/Appropriations</b>	<b>42,522</b>	<b>47,049</b>	<b>51,704</b>	<b>51,704</b>
<b>Net Cost:</b>	<b>0</b>	<b>205</b>	<b>0</b>	<b>0</b>

## County of Marin

### Special Districts and Other Agencies - Non Enterprise Financing Sources and Uses by Budget Unit by Object Fiscal Year 2017-18

Detail by Revenue Category and Expenditure Object	2015-16 Actual	2016-17 Estimated	2017-18 Recommended	2017-18 Adopted by the Board of Supervisors
1	2	3	4	5

**3150 CSA #28 WMarinParmed**

Revenues				
Taxes	378,688	378,656	398,205	398,205
Use of Money and Property	79	246	0	0
Charges for Current Services	(2,574)	(2,573)	(3,000)	(3,000)
<b>Total for: Revenues</b>	<b>376,193</b>	<b>376,329</b>	<b>395,205</b>	<b>395,205</b>
Expenditures/Appropriations				
Interfund Expense	356,408	378,408	395,205	395,205
Transfers Out	0	0	0	0
<b>Total for: Expenditures/Appropriations</b>	<b>356,408</b>	<b>378,408</b>	<b>395,205</b>	<b>395,205</b>
<b>Net Cost:</b>	<b>(19,785)</b>	<b>2,079</b>	<b>0</b>	<b>0</b>

## County of Marin

### Special Districts and Other Agencies - Non Enterprise Financing Sources and Uses by Budget Unit by Object Fiscal Year 2017-18

Detail by Revenue Category and Expenditure Object	2015-16 Actual	2016-17 Estimated	2017-18 Recommended	2017-18 Adopted by the Board of Supervisors
1	2	3	4	5

**3160 CSA #29 Paradise Cay**

Revenues				
Taxes	163,200	163,200	161,805	161,805
Use of Money and Property	815	2,317	500	500
Charges for Current Services	(260)	(260)	0	0
<b>Total for: Revenues</b>	<b>163,755</b>	<b>165,257</b>	<b>162,305</b>	<b>162,305</b>
Expenditures/Appropriations				
Services and Supplies	112,727	2,744	50,676	50,676
Capital Assets	0	0	0	0
Interfund Expense	11,704	16,361	0	0
<b>Total for: Expenditures/Appropriations</b>	<b>124,431</b>	<b>19,105</b>	<b>50,676</b>	<b>50,676</b>
<b>Net Cost:</b>	<b>(39,324)</b>	<b>(146,152)</b>	<b>(111,629)</b>	<b>(111,629)</b>

## County of Marin

### Special Districts and Other Agencies - Non Enterprise Financing Sources and Uses by Budget Unit by Object Fiscal Year 2017-18

Detail by Revenue Category and Expenditure Object	2015-16 Actual	2016-17 Estimated	2017-18 Recommended	2017-18 Adopted by the Board of Supervisors
1	2	3	4	5

**3170 CSA #31 Co Fire**

Revenues				
Taxes	537,264	537,350	578,250	578,250
Use of Money and Property	115	285	0	0
Charges for Current Services	(12,868)	(12,832)	(15,000)	(15,000)
<b>Total for: Revenues</b>	<b>524,511</b>	<b>524,803</b>	<b>563,250</b>	<b>563,250</b>
Expenditures/Appropriations				
Interfund Expense	522,000	508,000	563,250	563,250
Transfers Out	0	0	0	0
<b>Total for: Expenditures/Appropriations</b>	<b>522,000</b>	<b>508,000</b>	<b>563,250</b>	<b>563,250</b>
<b>Net Cost:</b>	<b>(2,511)</b>	<b>(16,803)</b>	<b>0</b>	<b>0</b>

## County of Marin

### Special Districts and Other Agencies - Non Enterprise Financing Sources and Uses by Budget Unit by Object Fiscal Year 2017-18

Detail by Revenue Category and Expenditure Object	2015-16 Actual	2016-17 Estimated	2017-18 Recommended	2017-18 Adopted by the Board of Supervisors
1	2	3	4	5

**3180 CSA #33 Stnsn Bch**

<b>Revenues</b>				
Taxes	14,790	14,790	15,600	15,600
Use of Money and Property	137	195	0	0
Charges for Current Services	(1,740)	(1,740)	(1,305)	(1,305)
Miscellaneous Revenues	7	0	0	0
Other Financing Sources	15,000	15,000	15,000	15,000
<b>Total for: Revenues</b>	<b>28,194</b>	<b>28,245</b>	<b>29,295</b>	<b>29,295</b>
<b>Expenditures/Appropriations</b>				
Services and Supplies	20,642	18,742	30,736	30,736
Capital Assets	0	0	0	0
Interfund Expense	5,591	5,759	5,932	5,932
<b>Total for: Expenditures/Appropriations</b>	<b>26,233</b>	<b>24,501</b>	<b>36,668</b>	<b>36,668</b>
<b>Net Cost:</b>	<b>(1,961)</b>	<b>(3,744)</b>	<b>7,373</b>	<b>7,373</b>



## County of Marin

### Special Districts and Other Agencies - Non Enterprise Financing Sources and Uses by Budget Unit by Object Fiscal Year 2017-18

Detail by Revenue Category and Expenditure Object	2015-16 Actual	2016-17 Estimated	2017-18 Recommended	2017-18 Adopted by the Board of Supervisors
1	2	3	4	5

#### 3190 Marin Co Lighting

Revenues				
Taxes	839,272	910,869	797,939	797,939
Use of Money and Property	4,395	10,972	3,065	3,065
Intergovernmental Revenues	3,515	3,465	3,541	3,541
Charges for Current Services	(9,012)	(11,249)	0	0
Miscellaneous Revenues	12,308	3,975	16,450	16,450
<b>Total for: Revenues</b>	<b>850,478</b>	<b>918,032</b>	<b>820,995</b>	<b>820,995</b>
Expenditures/Appropriations				
Services and Supplies	87,719	154,529	295,000	295,000
Capital Assets	0	0	0	0
Interfund Expense	408,695	68,115	199,333	199,333
Other Financing Uses	25,264	50,528	50,528	50,528
<b>Total for: Expenditures/Appropriations</b>	<b>521,678</b>	<b>273,172</b>	<b>544,861</b>	<b>544,861</b>
<b>Net Cost:</b>	<b>(328,800)</b>	<b>(644,860)</b>	<b>(276,134)</b>	<b>(276,134)</b>

## County of Marin

### Special Districts and Other Agencies - Non Enterprise Financing Sources and Uses by Budget Unit by Object Fiscal Year 2017-18

Detail by Revenue Category and Expenditure Object	2015-16 Actual	2016-17 Estimated	2017-18 Recommended	2017-18 Adopted by the Board of Supervisors
1	2	3	4	5

**3200 RushCrkLight&Landscp**

Revenues				
Taxes	84,461	84,461	84,461	84,461
Use of Money and Property	478	1,049	164	164
Charges for Current Services	(178)	(178)	(140)	(140)
<b>Total for: Revenues</b>	<b>84,761</b>	<b>85,332</b>	<b>84,485</b>	<b>84,485</b>
Expenditures/Appropriations				
Services and Supplies	51,187	51,168	71,427	71,427
Capital Assets	0	0	0	0
Interfund Expense	38,381	39,532	40,718	40,718
<b>Total for: Expenditures/Appropriations</b>	<b>89,568</b>	<b>90,700</b>	<b>112,145</b>	<b>112,145</b>
<b>Net Cost:</b>	<b>4,807</b>	<b>5,368</b>	<b>27,660</b>	<b>27,660</b>

## County of Marin

### Special Districts and Other Agencies - Non Enterprise Financing Sources and Uses by Budget Unit by Object Fiscal Year 2017-18

Detail by Revenue Category and Expenditure Object	2015-16 Actual	2016-17 Estimated	2017-18 Recommended	2017-18 Adopted by the Board of Supervisors
1	2	3	4	5

**3210 FCZ #1 Novato**

Revenues				
Taxes	2,483,760	2,640,205	2,100,000	2,100,000
Use of Money and Property	8,386	32,086	4,500	4,500
Intergovernmental Revenues	9,893	9,673	10,000	10,000
Charges for Current Services	(52,984)	(58,454)	(40,000)	(40,000)
Miscellaneous Revenues	3,967	270,000	0	0
<b>Total for: Revenues</b>	<b>2,453,022</b>	<b>2,893,510</b>	<b>2,074,500</b>	<b>2,074,500</b>
Expenditures/Appropriations				
Services and Supplies	714,542	2,389,390	4,574,974	4,574,974
Capital Assets	0	0	0	0
Interfund Expense	920,721	908,704	65,991	65,991
Other Financing Uses	0	0	99,760	99,760
<b>Total for: Expenditures/Appropriations</b>	<b>1,635,263</b>	<b>3,298,094</b>	<b>4,740,725</b>	<b>4,740,725</b>
<b>Net Cost:</b>	<b>(817,759)</b>	<b>404,584</b>	<b>2,666,225</b>	<b>2,666,225</b>

## County of Marin

### Special Districts and Other Agencies - Non Enterprise Financing Sources and Uses by Budget Unit by Object Fiscal Year 2017-18

Detail by Revenue Category and Expenditure Object	2015-16 Actual	2016-17 Estimated	2017-18 Recommended	2017-18 Adopted by the Board of Supervisors
1	2	3	4	5

**3220 FCZ #3 RichardsonBay**

Revenues				
Taxes	1,784,382	1,918,365	1,459,168	1,459,168
Use of Money and Property	17,555	42,739	33,500	33,500
Intergovernmental Revenues	9,021	8,946	9,000	9,000
Charges for Current Services	(21,570)	(27,160)	(21,000)	(21,000)
Miscellaneous Revenues	19,407	338,083	900	900
<b>Total for: Revenues</b>	<b>1,808,795</b>	<b>2,280,973</b>	<b>1,481,568</b>	<b>1,481,568</b>
Expenditures/Appropriations				
Services and Supplies	253,198	909,060	4,103,730	4,103,730
Capital Assets	0	0	0	0
Interfund Expense	536,530	611,037	121,129	121,129
<b>Total for: Expenditures/Appropriations</b>	<b>789,728</b>	<b>1,520,097</b>	<b>4,224,859</b>	<b>4,224,859</b>
<b>Net Cost:</b>	<b>(1,019,067)</b>	<b>(760,876)</b>	<b>2,743,291</b>	<b>2,743,291</b>

## County of Marin

### Special Districts and Other Agencies - Non Enterprise Financing Sources and Uses by Budget Unit by Object Fiscal Year 2017-18

Detail by Revenue Category and Expenditure Object	2015-16 Actual	2016-17 Estimated	2017-18 Recommended	2017-18 Adopted by the Board of Supervisors
1	2	3	4	5

**3230 FCZ #4 Bel Aire**

Revenues				
Taxes	704,835	750,033	542,925	542,925
Use of Money and Property	6,071	13,400	1,600	1,600
Intergovernmental Revenues	3,553	3,485	3,300	3,300
Charges for Current Services	(4,026)	(10,559)	(7,690)	(7,690)
<b>Total for: Revenues</b>	<b>710,433</b>	<b>756,359</b>	<b>540,135</b>	<b>540,135</b>
Expenditures/Appropriations				
Services and Supplies	469,563	118,183	617,894	617,894
Interfund Expense	253,346	271,444	71,541	71,541
Other Financing Uses	0	0	225,000	225,000
<b>Total for: Expenditures/Appropriations</b>	<b>722,909</b>	<b>389,627</b>	<b>914,435</b>	<b>914,435</b>
<b>Net Cost:</b>	<b>12,476</b>	<b>(366,732)</b>	<b>374,300</b>	<b>374,300</b>

## County of Marin

### Special Districts and Other Agencies - Non Enterprise Financing Sources and Uses by Budget Unit by Object Fiscal Year 2017-18

Detail by Revenue Category and Expenditure Object	2015-16 Actual	2016-17 Estimated	2017-18 Recommended	2017-18 Adopted by the Board of Supervisors
1	2	3	4	5

**3240 FCZ #4AstrwbryCircle**

Revenues				
Taxes	6,160	6,160	6,854	6,854
Use of Money and Property	60	124	15	15
Charges for Current Services	(56)	(56)	0	0
<b>Total for: Revenues</b>	<b>6,164</b>	<b>6,228</b>	<b>6,869</b>	<b>6,869</b>
Expenditures/Appropriations				
Services and Supplies	1,643	8,848	34,000	34,000
<b>Total for: Expenditures/Appropriations</b>	<b>1,643</b>	<b>8,848</b>	<b>34,000</b>	<b>34,000</b>
<b>Net Cost:</b>	<b>(4,521)</b>	<b>2,620</b>	<b>27,131</b>	<b>27,131</b>

## County of Marin

### Special Districts and Other Agencies - Non Enterprise Financing Sources and Uses by Budget Unit by Object Fiscal Year 2017-18

Detail by Revenue Category and Expenditure Object	2015-16 Actual	2016-17 Estimated	2017-18 Recommended	2017-18 Adopted by the Board of Supervisors
1	2	3	4	5

**3250 FCZ #5 Stnsn Bch**

Revenues				
Taxes	74,633	81,357	60,271	60,271
Use of Money and Property	478	1,292	0	0
Intergovernmental Revenues	379	381	375	375
Charges for Current Services	(905)	(1,157)	(868)	(868)
<b>Total for: Revenues</b>	<b>74,585</b>	<b>81,873</b>	<b>59,778</b>	<b>59,778</b>
Expenditures/Appropriations				
Services and Supplies	5,974	7,298	68,179	68,179
Capital Assets	0	0	0	0
Interfund Expense	8,996	21,985	1,596	1,596
<b>Total for: Expenditures/Appropriations</b>	<b>14,970</b>	<b>29,283</b>	<b>69,775</b>	<b>69,775</b>
<b>Net Cost:</b>	<b>(59,615)</b>	<b>(52,590)</b>	<b>9,997</b>	<b>9,997</b>

## County of Marin

### Special Districts and Other Agencies - Non Enterprise Financing Sources and Uses by Budget Unit by Object Fiscal Year 2017-18

Detail by Revenue Category and Expenditure Object	2015-16 Actual	2016-17 Estimated	2017-18 Recommended	2017-18 Adopted by the Board of Supervisors
1	2	3	4	5

**3260 FCZ #6 SnRf'IMeadows**

Revenues				
Taxes	34,267	37,070	28,954	28,954
Use of Money and Property	966	2,213	0	0
Intergovernmental Revenues	164	163	166	166
Charges for Current Services	(399)	(502)	(391)	(391)
<b>Total for: Revenues</b>	<b>34,998</b>	<b>38,944</b>	<b>28,729</b>	<b>28,729</b>
Expenditures/Appropriations				
Services and Supplies	4,847	1,453	34,853	34,853
Interfund Expense	13,438	15,936	2,460	2,460
<b>Total for: Expenditures/Appropriations</b>	<b>18,285</b>	<b>17,389</b>	<b>37,313</b>	<b>37,313</b>
<b>Net Cost:</b>	<b>(16,713)</b>	<b>(21,555)</b>	<b>8,584</b>	<b>8,584</b>



## County of Marin

### Special Districts and Other Agencies - Non Enterprise Financing Sources and Uses by Budget Unit by Object Fiscal Year 2017-18

Detail by Revenue Category and Expenditure Object	2015-16 Actual	2016-17 Estimated	2017-18 Recommended	2017-18 Adopted by the Board of Supervisors
1	2	3	4	5

**3270 FCZ #7 Santa Venetia**

Revenues				
Taxes	415,795	475,930	403,448	403,448
Use of Money and Property	1,093	2,706	0	0
Intergovernmental Revenues	1,103	1,090	1,100	1,100
Charges for Current Services	(2,770)	(3,471)	(3,448)	(3,448)
<b>Total for: Revenues</b>	<b>415,221</b>	<b>476,255</b>	<b>401,100</b>	<b>401,100</b>
Expenditures/Appropriations				
Services and Supplies	127,361	117,985	351,406	351,406
Interfund Expense	187,042	240,867	55,126	55,126
<b>Total for: Expenditures/Appropriations</b>	<b>314,403</b>	<b>358,852</b>	<b>406,532</b>	<b>406,532</b>
<b>Net Cost:</b>	<b>(100,818)</b>	<b>(117,403)</b>	<b>5,432</b>	<b>5,432</b>

## County of Marin

### Special Districts and Other Agencies - Non Enterprise Financing Sources and Uses by Budget Unit by Object Fiscal Year 2017-18

Detail by Revenue Category and Expenditure Object	2015-16 Actual	2016-17 Estimated	2017-18 Recommended	2017-18 Adopted by the Board of Supervisors
1	2	3	4	5

**3280 FCZ #9ARssVlyCrteMad**

Revenues				
Use of Money and Property	2,310	1,272	1,000	1,000
<b>Total for: Revenues</b>	<b>2,310</b>	<b>1,272</b>	<b>1,000</b>	<b>1,000</b>
Expenditures/Appropriations				
Services and Supplies	695,226	0	450	450
Interfund Expense	134,015	13,236	13,236	13,236
<b>Total for: Expenditures/Appropriations</b>	<b>829,241</b>	<b>13,236</b>	<b>13,686</b>	<b>13,686</b>
<b>Net Cost:</b>	<b>826,931</b>	<b>11,964</b>	<b>12,686</b>	<b>12,686</b>

## County of Marin

### Special Districts and Other Agencies - Non Enterprise Financing Sources and Uses by Budget Unit by Object Fiscal Year 2017-18

Detail by Revenue Category and Expenditure Object	2015-16 Actual	2016-17 Estimated	2017-18 Recommended	2017-18 Adopted by the Board of Supervisors
1	2	3	4	5

**3290 FCZ #9 Ross Valley**

Revenues				
Taxes	2,560,957	2,677,129	2,663,045	2,663,045
Licenses, Permits and Franchises	0	40	0	0
Use of Money and Property	22,262	41,013	7,253	7,253
Intergovernmental Revenues	1,029	1,020	1,025	1,025
Charges for Current Services	(27,690)	(28,437)	(21,196)	(21,196)
Miscellaneous Revenues	1,500	15,148	0	0
<b>Total for: Revenues</b>	<b>2,558,058</b>	<b>2,705,913</b>	<b>2,650,127</b>	<b>2,650,127</b>
Expenditures/Appropriations				
Services and Supplies	403,068	1,065,820	5,676,442	5,676,442
Capital Assets	0	3,800,000	3,800,000	3,800,000
Interfund Expense	895,100	1,105,130	44,168	44,168
<b>Total for: Expenditures/Appropriations</b>	<b>1,298,168</b>	<b>5,970,950</b>	<b>9,520,610</b>	<b>9,520,610</b>
<b>Net Cost:</b>	<b>(1,259,890)</b>	<b>3,265,037</b>	<b>6,870,483</b>	<b>6,870,483</b>

## County of Marin

### Special Districts and Other Agencies - Non Enterprise Financing Sources and Uses by Budget Unit by Object Fiscal Year 2017-18

Detail by Revenue Category and Expenditure Object	2015-16 Actual	2016-17 Estimated	2017-18 Recommended	2017-18 Adopted by the Board of Supervisors
1	2	3	4	5

**3300 FCZ #10 Inverness**

Revenues				
Use of Money and Property	109	236	20	20
<b>Total for: Revenues</b>	<b>109</b>	<b>236</b>	<b>20</b>	<b>20</b>
Expenditures/Appropriations				
Services and Supplies	0	0	12,350	12,350
Interfund Expense	1,835	2,278	1,476	1,476
<b>Total for: Expenditures/Appropriations</b>	<b>1,835</b>	<b>2,278</b>	<b>13,826</b>	<b>13,826</b>
<b>Net Cost:</b>	<b>1,726</b>	<b>2,042</b>	<b>13,806</b>	<b>13,806</b>

## County of Marin

### Special Districts and Other Agencies - Non Enterprise Financing Sources and Uses by Budget Unit by Object Fiscal Year 2017-18

Detail by Revenue Category and Expenditure Object	2015-16 Actual	2016-17 Estimated	2017-18 Recommended	2017-18 Adopted by the Board of Supervisors
1	2	3	4	5

**3310 Bolinas HighlandsPRD**

Revenues				
Taxes	8,803	10,129	7,164	7,164
Use of Money and Property	164	398	64	64
Intergovernmental Revenues	45	48	44	44
Charges for Current Services	(108)	(146)	(102)	(102)
<b>Total for: Revenues</b>	<b>8,904</b>	<b>10,429</b>	<b>7,170</b>	<b>7,170</b>
Expenditures/Appropriations				
Services and Supplies	0	0	37,005	37,005
Interfund Expense	0	1,478	0	0
<b>Total for: Expenditures/Appropriations</b>	<b>0</b>	<b>1,478</b>	<b>37,005</b>	<b>37,005</b>
<b>Net Cost:</b>	<b>(8,904)</b>	<b>(8,951)</b>	<b>29,835</b>	<b>29,835</b>

## County of Marin

### Special Districts and Other Agencies - Non Enterprise Financing Sources and Uses by Budget Unit by Object Fiscal Year 2017-18

Detail by Revenue Category and Expenditure Object	2015-16 Actual	2016-17 Estimated	2017-18 Recommended	2017-18 Adopted by the Board of Supervisors
1	2	3	4	5

**3320 Monte Cristo PRD**

Revenues				
Taxes	5,338	5,539	3,097	3,097
Use of Money and Property	183	427	84	84
Intergovernmental Revenues	27	26	26	26
Charges for Current Services	(65)	(79)	(61)	(61)
<b>Total for: Revenues</b>	<b>5,483</b>	<b>5,913</b>	<b>3,146</b>	<b>3,146</b>
Expenditures/Appropriations				
Services and Supplies	0	0	30,070	30,070
Interfund Expense	0	0	0	0
<b>Total for: Expenditures/Appropriations</b>	<b>0</b>	<b>0</b>	<b>30,070</b>	<b>30,070</b>
<b>Net Cost:</b>	<b>(5,483)</b>	<b>(5,913)</b>	<b>26,924</b>	<b>26,924</b>

## County of Marin

### Special Districts and Other Agencies - Non Enterprise Financing Sources and Uses by Budget Unit by Object Fiscal Year 2017-18

Detail by Revenue Category and Expenditure Object	2015-16 Actual	2016-17 Estimated	2017-18 Recommended	2017-18 Adopted by the Board of Supervisors
1	2	3	4	5

**3330 Inverness Div #2 PRD**

Revenues				
Taxes	3,374	3,893	2,892	2,892
Use of Money and Property	86	204	36	36
Intergovernmental Revenues	17	18	18	18
Charges for Current Services	(41)	(55)	(40)	(40)
<b>Total for: Revenues</b>	<b>3,436</b>	<b>4,060</b>	<b>2,906</b>	<b>2,906</b>
Expenditures/Appropriations				
Services and Supplies	0	0	23,000	23,000
<b>Total for: Expenditures/Appropriations</b>	<b>0</b>	<b>0</b>	<b>23,000</b>	<b>23,000</b>
<b>Net Cost:</b>	<b>(3,436)</b>	<b>(4,060)</b>	<b>20,094</b>	<b>20,094</b>

## County of Marin

### Special Districts and Other Agencies - Non Enterprise Financing Sources and Uses by Budget Unit by Object Fiscal Year 2017-18

Detail by Revenue Category and Expenditure Object	2015-16 Actual	2016-17 Estimated	2017-18 Recommended	2017-18 Adopted by the Board of Supervisors
1	2	3	4	5

**3340 Mt ViewAveLagntasPRD**

Revenues				
Taxes	2,361	2,564	1,822	1,822
Use of Money and Property	13	38	0	0
Intergovernmental Revenues	12	12	0	0
Charges for Current Services	(29)	(37)	0	0
<b>Total for: Revenues</b>	<b>2,357</b>	<b>2,577</b>	<b>1,822</b>	<b>1,822</b>
Expenditures/Appropriations				
Interfund Expense	0	0	0	0
<b>Total for: Expenditures/Appropriations</b>	<b>0</b>	<b>0</b>	<b>0</b>	<b>0</b>
<b>Net Cost:</b>	<b>(2,357)</b>	<b>(2,577)</b>	<b>(1,822)</b>	<b>(1,822)</b>



## County of Marin

### Special Districts and Other Agencies - Non Enterprise Financing Sources and Uses by Budget Unit by Object Fiscal Year 2017-18

Detail by Revenue Category and Expenditure Object	2015-16 Actual	2016-17 Estimated	2017-18 Recommended	2017-18 Adopted by the Board of Supervisors
1	2	3	4	5

**3350 Paradise Estates PRD**

Revenues				
Taxes	72,964	74,311	0	0
Use of Money and Property	507	1,163	0	0
Intergovernmental Revenues	225	215	0	0
Charges for Current Services	(858)	(967)	0	0
<b>Total for: Revenues</b>	<b>72,838</b>	<b>74,722</b>	<b>0</b>	<b>0</b>
Expenditures/Appropriations				
Services and Supplies	38,434	74,960	100,000	100,000
Interfund Expense	0	0	0	0
<b>Total for: Expenditures/Appropriations</b>	<b>38,434</b>	<b>74,960</b>	<b>100,000</b>	<b>100,000</b>
<b>Net Cost:</b>	<b>(34,404)</b>	<b>238</b>	<b>100,000</b>	<b>100,000</b>

## County of Marin

### Special Districts and Other Agencies - Non Enterprise Financing Sources and Uses by Budget Unit by Object Fiscal Year 2017-18

Detail by Revenue Category and Expenditure Object	2015-16 Actual	2016-17 Estimated	2017-18 Recommended	2017-18 Adopted by the Board of Supervisors
1	2	3	4	5

**3360 Madrone ParkCrclePRD**

Revenues				
Use of Money and Property	1	2	0	0
<b>Total for: Revenues</b>	<b>1</b>	<b>2</b>	<b>0</b>	<b>0</b>
<b>Net Cost:</b>	<b>(1)</b>	<b>(2)</b>	<b>0</b>	<b>0</b>

## County of Marin

### Special Districts and Other Agencies - Non Enterprise Financing Sources and Uses by Budget Unit by Object Fiscal Year 2017-18

Detail by Revenue Category and Expenditure Object	2015-16 Actual	2016-17 Estimated	2017-18 Recommended	2017-18 Adopted by the Board of Supervisors
1	2	3	4	5

**3400 Law Library BP6322.1**

Revenues				
Use of Money and Property	168	3,022	3,094	3,094
Intergovernmental Revenues	169,679	164,783	165,678	165,678
Charges for Current Services	6,831	11,362	10,280	10,280
Miscellaneous Revenues	10,585	556	107	107
<b>Total for: Revenues</b>	<b>187,263</b>	<b>179,723</b>	<b>179,159</b>	<b>179,159</b>
Expenditures/Appropriations				
Salary and Benefits	80,622	85,332	85,745	85,745
Services and Supplies	94,412	83,314	82,867	82,867
<b>Total for: Expenditures/Appropriations</b>	<b>175,034</b>	<b>168,646</b>	<b>168,612</b>	<b>168,612</b>
<b>Net Cost:</b>	<b>(12,229)</b>	<b>(11,077)</b>	<b>(10,547)</b>	<b>(10,547)</b>

## County of Marin

### Special Districts and Other Agencies - Non Enterprise Financing Sources and Uses by Budget Unit by Object Fiscal Year 2017-18

Detail by Revenue Category and Expenditure Object	2015-16 Actual	2016-17 Estimated	2017-18 Recommended	2017-18 Adopted by the Board of Supervisors
1	2	3	4	5

**3410 CSA 17 License Plate Readers**

Revenues				
Taxes	0	54,800	0	0
Use of Money and Property	0	57	0	0
Charges for Current Services	0	(1,096)	0	0
<b>Total for: Revenues</b>	<b>0</b>	<b>53,761</b>	<b>0</b>	<b>0</b>
Expenditures/Appropriations				
Services and Supplies	0	0	6,237	6,237
Interfund Expense	0	777	0	0
<b>Total for: Expenditures/Appropriations</b>	<b>0</b>	<b>777</b>	<b>6,237</b>	<b>6,237</b>
<b>Net Cost:</b>	<b>0</b>	<b>(52,984)</b>	<b>6,237</b>	<b>6,237</b>

# *Supplemental Information*

---

## DIRECTORY OF MARIN COUNTY OFFICIALS

**BOARD OF SUPERVISORS:** Regular sessions of the Board of Supervisors: Every Tuesday at 9:00 A.M. (holidays excepted).

### ELECTED OFFICIALS

Assessor-Recorder-County Clerk, Civic Center, San Rafael	Richard N. Benson
Board of Supervisors, Civic Center, San Rafael	
First District – San Rafael & Las Gallinas Valley	Damon Connolly
Second District – Ross Valley	Katie Rice
Third District – Southern Marin	Kathrin Sears
Fourth District – San Rafael, Larkspur, Corte Madera, San Geronimo Valley & West Marin	Dennis Rodoni
Fifth District – Northern Marin	Judy Arnold
District Attorney, Hall of Justice, San Rafael	Edward S. Berberian
Sheriff-Coroner, 1600 Los Gamos Drive, Suite 200, San Rafael	Robert T. Doyle

### APPOINTED OFFICIALS (by the Board of Supervisors)

Administrator, Civic Center, San Rafael	Matthew H. Hymel
Agricultural Commissioner/Weights & Measures, 1682 Novato Blvd., Novato	Stacy K. Carlsen
Chief Probation Officer, Hall of Justice, San Rafael	Michael Daly
Director of Child Support Services, 88 Rowland Way, Suite 200, Novato	Jill K. Francis
County Counsel, Civic Center, San Rafael	Brian Washington
Director of Cultural Services, Marin Center, San Rafael	Gabriella Calicchio
Director of Community Development, Civic Center, San Rafael	Brian Crawford
Director of Finance, Civic Center, San Rafael	Roy Given, CPA
Director of Health & Human Services, 20 N. San Pedro Road, San Rafael	Grant Nash Colfax, MD
Director of Library Services, Civic Center, San Rafael	Sara Jones
Interim Parks Director and Open Space General Manager, Civic Center, San Rafael	Max Korten
Director of Public Works, County Road Commissioner, County Engineer and Purchasing Agent	Raul M. Rojas
Farm Advisor/U.C. Cooperative Extension, 1682 Novato Blvd., Novato	David Lewis
Fire Chief, 33 Castle Rock Avenue, Woodacre	Jason Weber
Public Defender, Hall of Justice, San Rafael	Jose H. Varela
Registrar of Voters, Hall of Justice, San Rafael	Lynda Roberts
Retirement Administrator, One McInnis Parkway, San Rafael	Jeff Wickman

### APPOINTED OFFICIALS (by the County Administrator)

Director of Human Resources, Civic Center, San Rafael	Mary Hao
Chief Information Officer, 1600 Los Gamos, San Rafael	Charlie Haase

**TRENDS RELATING TO PROPERTY TAXES COUNTY FUNDS ONLY**  
(Countywide Tax Base)

<b>BUDGET REQUIREMENTS</b>		
<u>Fiscal Year</u>	<u>Amount</u>	<u>Percent Change</u>
1999-00	\$266,767,380	3.1%
2000-01	\$277,268,326	3.9%
2001-02	\$309,204,030	11.5%
2002-03	\$321,083,110	3.8%
2003-04	\$323,776,012	0.8%
2004-05	\$340,187,339	5.1%
2005-06	\$374,447,391	10.1%
2006-07	\$384,950,843	2.8%
2007-08	\$429,154,849	11.5%
2008-09	\$435,125,293	1.4%
2009-10	\$452,095,401	3.9%
2010-11	\$457,669,548	1.2%
2011-12	\$503,104,380	9.9%
2012-13	\$517,821,148	2.9%
2013-14	\$543,440,350	4.9%
2014-15	\$580,236,145	6.8%
2015-16	\$620,792,535	7.0%
2016-17	\$678,324,696	9.3%
2017-18	\$695,451,416	2.5%

<b>CURRENT SECURED PROPERTY TAX</b>		
<u>Fiscal Year</u>	<u>Amount</u>	<u>Percent Change</u>
1999-00	\$46,498,838	9.1%
2000-01	\$50,106,592	7.8%
2001-02	\$55,491,968	10.7%
2002-03	\$60,069,631	8.2%
2003-04	\$64,058,933	6.6%
2004-05	\$68,627,502	7.1%
2005-06	\$74,659,048	8.8%
2006-07	\$81,883,850	9.7%
2007-08	\$86,887,914	6.1%
2008-09	\$91,232,310	5.0%
2009-10	\$92,323,563	1.2%
2010-11	\$91,498,993	-0.9%
2011-12	\$92,208,016	0.8%
2012-13	\$93,184,174	1.1%
2013-14	\$96,896,989	4.0%
2014-15	\$102,660,844	5.9%
2015-16	\$110,123,652	7.3%
2016-17	\$117,332,593	6.5%
2017-18	\$123,668,404	5.4%

<b>POPULATION LESS EXCLUSIONS</b>		
<u>Fiscal Year</u>	<u>Amount</u>	<u>Percent Change</u>
1999-00	240,000	-0.4%
2000-01	242,500	1.0%
2001-02	243,954	0.6%
2002-03	243,439	-0.2%
2003-04	243,689	0.1%
2004-05	249,230	2.3%
2005-06	245,772	-1.4%
2006-07	246,930	0.5%
2007-08	250,717	1.5%
2008-09	252,146	0.6%
2009-10	253,287	0.5%
2010-11	255,630	0.9%
2011-12	249,065	-2.6%
2012-13	250,024	0.4%
2013-14	249,652	-0.1%
2014-15	251,401	0.7%
2015-16	254,558	1.3%
2016-17	258,318	1.5%
2017-18	259,541	0.5%

<b>TAX RATE PER \$100.00</b>		
<u>Fiscal Year</u>	<u>AB 8 Factor</u>	
1999-00	1.0000000	0.1679
2000-01	1.0000000	0.1681
2001-02	1.0000000	0.1686
2002-03	1.0000000	0.1680
2003-04	1.0000000	0.1690
2004-05	1.0000000	0.1686
2005-06	1.0000000	0.1687
2006-07	1.0000000	0.1685
2007-08	1.0000000	0.1688
2008-09	1.0000000	0.1688
2009-10	1.0000000	0.1685
2010-11	1.0000000	0.1692
2011-12	1.0000000	0.1693
2012-13	1.0000000	0.1696
2013-14	1.0000000	0.1697
2014-15	1.0000000	0.1697
2015-16	1.0000000	0.1698
2016-17	1.0000000	0.1700
2017-18	1.0000000	0.1701

<b>ASSESSED VALUATION</b>		
<u>Fiscal Year</u>	<u>Amount</u>	<u>Percent Change</u>
1999-00	\$28,188,584,644	8.5%
2000-01	\$30,994,856,143	10.0%
2001-02	\$34,055,700,615	9.9%
2002-03	\$36,476,176,552	7.1%
2003-04	\$39,042,371,722	7.0%
2004-05	\$41,753,312,966	6.9%
2005-06	\$45,413,174,174	8.8%
2006-07	\$49,262,013,740	8.5%
2007-08	\$52,553,946,565	6.7%
2008-09	\$55,560,013,363	5.7%
2009-10	\$56,084,739,167	0.9%
2010-11	\$55,379,207,012	-1.3%
2011-12	\$55,768,316,854	0.7%
2012-13	\$56,237,453,658	0.8%
2013-14	\$58,405,109,043	3.9%
2014-15	\$61,835,112,038	5.9%
2015-16	\$66,207,429,352	7.1%
2016-17	\$70,800,436,500	6.9%
2017-18	\$74,528,236,959	5.3%

<b>PER CAPITA</b>		
	<u>Taxes</u>	<u>Budget</u>
1999-00	\$193.75	\$1,111.53
2000-01	\$206.63	\$1,143.37
2001-02	\$227.47	\$1,267.47
2002-03	\$246.75	\$1,318.95
2003-04	\$262.87	\$1,328.64
2004-05	\$275.36	\$1,364.95
2005-06	\$303.77	\$1,523.56
2006-07	\$331.61	\$1,558.95
2007-08	\$346.56	\$1,711.71
2008-09	\$361.82	\$1,725.69
2009-10	\$364.50	\$1,784.91
2010-11	\$357.94	\$1,790.36
2011-12	\$370.22	\$1,790.36
2012-13	\$372.70	\$2,019.97
2013-14	\$373.26	\$2,176.79
2014-15	\$385.43	\$2,308.01
2015-16	\$403.29	\$2,438.71
2016-17	\$454.22	\$2,625.93
2017-18	\$476.49	\$2,679.54

Class #	Position Name	FY 2015- 2016 Final	FY 2016- 2017 Adopted	FY 2016- 2017 Modified	FY 2017- 2018 Proposed
<b>AGRICULTURE, WEIGHTS AND MEASURES</b>					
319	Administrative Services Associate	1.00	1.00	1.00	1.00
826	Agriculture, Weights & Measures Inspector I	1.00	1.00	1.00	1.00
827	Agriculture, Weights & Measures Inspector II	1.00	1.00	1.00	1.00
828	Agriculture, Weights & Measures Inspector III	6.00	6.00	6.00	6.00
241	Agriculture, Weights & Measures Director	1.00	1.00	1.00	1.00
240	Deputy Agricultural Comm/Deputy Director W&M	1.00	1.00	1.00	1.00
1341	Office Assistant III	1.00	1.00	1.00	1.00
829	Supervising Agriculture, Weights & Measures Inspector	1.00	1.00	1.00	1.00
<b>Total</b>		<b>13.00</b>	<b>13.00</b>	<b>13.00</b>	<b>13.00</b>
<b>ASSESSOR-RECORDER-COUNTY CLERK</b>					
1339	Administrative Assistant II	1.00	1.00	1.00	1.00
342	Administrative Services Associate Assess	1.00	1.00	1.00	1.00
358	Appraiser II	16.00	16.00	15.00	15.00
358	Appraiser II (Fixed)	2.00	2.00	2.00	2.00
357	Appraiser III	4.00	4.00	5.00	5.00
345	Assessment Recording Supervisor	5.00	5.00	5.00	5.00
344	Assessment/Record Technician II	18.00	18.00	17.00	17.00
104	Assessor-Recorder-County Clerk	1.00	1.00	1.00	1.00
105	Assistant Assessor-Recorder-County Clerk	1.00	1.00	1.00	1.00
106	Assistant Assessor - Valuation	1.00	1.00	1.00	1.00
360	Auditor Appraiser II	4.00	4.00	4.00	4.00
619	Cadastral Mapping Technician II	2.00	2.00	2.00	2.00
112	Chief Deputy Recorder - County Clerk	1.00	1.00	1.00	1.00
119	Chief of Admin Services	1.00	1.00	1.00	1.00
347	Chief of Assessment Standards	1.00	1.00	1.00	1.00
349	Chief of Assessment Systems	1.00	1.00	1.00	1.00
918	Dept Technology & Support Specialist	1.00	1.00	-	-
1431	Deputy County Clerk II	1.00	1.00	1.75	1.75
364	Principal Appraiser	3.00	3.00	4.00	4.00
351	Principal Auditor Appraiser	1.00	1.00	1.00	1.00
346	Senior Assessment/Recording Technician	6.00	6.00	7.00	7.00
353	Senior Auditor - Appraiser	1.00	1.00	1.00	1.00
1432	Senior Deputy County Clerk	1.00	1.00	1.00	1.00
915	Senior Programmer Analyst (Fixed)	1.00	1.00	1.00	1.00
627	Supervising Cadastral Mapping Technician	1.00	1.00	-	-
283	Supv Technology Systems Specialist	1.00	1.00	1.00	1.00
279	Technology Systems Specialist II	1.00	1.00	1.00	1.00
282	Technology Systems Specialist III	-	-	-	-
<b>Total</b>		<b>78.00</b>	<b>78.00</b>	<b>77.75</b>	<b>77.75</b>
<b>BOARD OF SUPERVISORS</b>					
1522	Assistant Clerk to Board of Supervisors	1.00	1.00	1.00	1.00
1523	Board Aide	10.00	10.00	10.00	10.00
151	Board of Supervisors	5.00	5.00	5.00	5.00
1520	Deputy Clerk to the Board II	1.00	1.00	1.00	1.00
1521	Deputy Clerk to the Board III	4.00	4.00	4.00	4.00



Class #	Position Name	FY 2015- 2016 Final	FY 2016- 2017 Adopted	FY 2016- 2017 Modified	FY 2017- 2018 Proposed
	<b>Total</b>	<b>21.00</b>	<b>21.00</b>	<b>21.00</b>	<b>21.00</b>
	<b>CHILD SUPPORT SERVICES</b>				
1391	Accounting Assistant	2.00	2.00	-	-
319	Administrative Services Associate	1.00	1.00	1.00	1.00
309	Administrative Services Officer	1.00	1.00	1.00	1.00
116	Assistant Director Child Support Services	1.00	1.00	1.00	1.00
1332	Child Support Officer II	4.00	4.00	4.00	4.00
1354	Child Support Officer II - Bilingual	2.00	2.00	2.00	2.00
1367	Child Support Officer III	3.00	3.00	3.00	3.00
332	Collections Manager	1.00	1.00	1.00	1.00
330	Collections Officer I	4.00	4.00	4.00	4.00
2553	Deputy Child Support Attorney III	2.00	2.00	2.00	2.00
115	Director Child Support Services	1.00	1.00	1.00	1.00
1415	Legal Process Assistant II	2.00	2.00	2.00	2.00
1417	Legal Process Specialist	2.00	2.00	2.00	2.00
1368	Legal Process Supervisor	1.00	1.00	1.00	1.00
1690	Legal Research Assistant	1.00	1.00	1.00	1.00
1344	Office Assistant II	1.00	1.00	-	-
1341	Office Assistant III	1.00	1.00	2.00	2.00
1390	Senior Accounting Assistant	-	-	2.00	2.00
283	Supv Technology Systems Specialist	1.00	1.00	1.00	1.00
	<b>Total</b>	<b>31.00</b>	<b>31.00</b>	<b>31.00</b>	<b>31.00</b>
	<b>COMMUNITY DEVELOPMENT AGENCY</b>				
371	Accountant I	0.50	0.50	0.50	0.50
370	Accountant II	1.00	1.00	1.00	1.00
1325	Administrative Assistant I	2.00	2.00	2.00	2.00
1325	Administrative Assistant I (Fixed)	1.00	1.00	1.00	-
1339	Administrative Assistant II	1.00	1.00	1.00	1.00
319	Administrative Services Associate	4.00	4.00	4.00	4.00
817	Assistant Chief Building Official	-	-	1.00	1.00
114	Assistant Director Community Development	1.00	1.00	1.00	1.00
626	Associate Civil Engineer	2.00	2.00	2.00	2.00
810	Building Inspection Services Supervisor	1.00	1.00	1.00	1.00
814	Building Inspector II	4.00	4.00	4.00	4.00
157	Building Permit Technician II	2.00	3.00	3.00	3.00
605	Building Plans Examiner	3.00	3.00	3.00	3.00
119	Chief of Admin Services	1.00	1.00	1.00	1.00
681	Code Compliance Specialist II	3.00	3.00	3.00	3.00
680	Community Development Aide	-	-	1.00	1.00
159	Community Development Technician I	1.00	1.00	-	-
159	Community Development Technician I (Fixed)	1.00	-	-	-
160	Community Development Technician II	1.00	1.00	5.00	5.00
813	Deputy Director Building Inspection & Safety	1.00	1.00	1.00	1.00
820	Deputy Director Environmental Health Svc	1.00	1.00	1.00	1.00
600	Director of Community Development	1.00	1.00	1.00	1.00
287	Environmental Health Permit Tech II	3.00	3.00	-	-

Class #	Position Name	FY 2015- 2016 Final	FY 2016- 2017 Adopted	FY 2016- 2017 Modified	FY 2017- 2018 Proposed
806	Environmental Health Specialist II	7.00	7.00	7.00	7.00
806	Environmental Health Specialist II (Fixed)	-	-	1.00	-
807	Environmental Health Services Project Manager	1.00	1.00	1.00	1.00
129	Geographic Information Systems Analyst II	1.00	1.00	1.00	1.00
613	Geographic Information Systems Manager	1.00	1.00	1.00	1.00
130	Harbor Administrator	1.00	1.00	1.00	1.00
293	Media Technician	1.00	1.00	1.00	1.00
1344	Office Assistant II	1.00	1.00	1.00	1.00
1341	Office Assistant III	3.00	3.00	2.00	2.00
170	Permit Services Manager	-	-	1.00	1.00
608	Planner	9.00	9.00	9.00	9.00
608	Planner (Fixed)	-	1.00	1.00	1.00
687	Planning Manager	5.00	5.00	5.00	5.00
606	Principal Planner	1.00	1.00	1.00	1.00
158	Senior Building Permit Technician	1.00	-	-	-
629	Senior Civil Engineer	1.00	1.00	-	-
682	Senior Code Enforcement Specialist	1.00	-	-	-
804	Senior Environmental Health Specialist	8.00	8.00	8.00	8.00
607	Senior Planner	6.00	6.00	6.00	6.00
273	Senior Geographic Information Systems Analyst	1.00	1.00	1.00	1.00
684	Supervising Code Compliance Specialist	-	1.00	1.00	1.00
803	Supervising Environmental Health Special	3.00	3.00	3.00	3.00
<b>Total</b>		<b>87.50</b>	<b>87.50</b>	<b>89.50</b>	<b>87.50</b>
<b>COUNTY ADMINISTRATOR'S OFFICE</b>					
297	Admin Services Associate - Confidential	1.00	1.00	1.00	1.00
300	Administrative Analyst III	4.00	4.00	4.00	4.00
1339	Administrative Assistant II	1.00	1.00	1.00	1.00
313	Administrative Services Manager	1.00	1.00	1.00	1.00
320	Administrative Services Technician Confidential	0.50	0.50	0.50	0.50
202	Assistant County Administrator	2.00	2.00	2.00	2.00
206	Budget Manager	1.00	1.00	1.00	1.00
639	Capital Planning & Project Manager	1.00	1.00	1.00	1.00
201	County Administrator	1.00	1.00	1.00	1.00
1500	Executive Assistant to CAO	1.00	1.00	1.00	1.00
200	Facilities Planning & Development Manager	1.00	1.00	1.00	1.00
295	Media Manager	1.00	1.00	1.00	1.00
294	Media Specialist	1.00	1.00	1.00	1.00
3050	Principal Administrative Analyst	-	-	-	-
298	Risk Manager	1.00	1.00	1.00	1.00
335	Safety Officer	1.00	1.00	1.00	1.00
337	Worker's Compensation Analyst	1.00	1.00	1.00	1.00
<b>Total</b>		<b>19.50</b>	<b>19.50</b>	<b>19.50</b>	<b>19.50</b>
<b>COUNTY COUNSEL</b>					
207	Administrative Assistant to County Counsel	1.00	1.00	1.00	1.00
1501	Administrative Secretary - Legal	1.00	1.00	1.00	1.00
1366	Administrative Services Specialist - Confidential	1.00	1.00	1.00	1.00

<b>Class #</b>	<b>Position Name</b>	<b>FY 2015- 2016 Final</b>	<b>FY 2016- 2017 Adopted</b>	<b>FY 2016- 2017 Modified</b>	<b>FY 2017- 2018 Proposed</b>
210	Assistant County Counsel	1.00	1.00	1.00	1.00
534	Chief Deputy County Counsel	-	-	1.00	1.00
208	County Counsel	1.00	1.00	1.00	1.00
2543	County Counsel III	6.00	6.00	6.00	6.00
2544	County Counsel IV	7.00	7.00	6.00	6.00
1357	Juvenile Dependency/Probate Specialist	2.00	2.00	2.00	2.00
1525	Legal Secretary II - Confidential	4.00	4.00	3.00	3.00
	<b>Total</b>	<b>24.00</b>	<b>24.00</b>	<b>23.00</b>	<b>23.00</b>
<b>CULTURAL SERVICES</b>					
1391	Accounting Assistant	0.50	0.50	0.50	0.50
1325	Administrative Assistant I	1.00	1.00	1.00	1.00
1339	Administrative Assistant II	1.00	1.00	1.00	1.00
319	Administrative Services Associate	1.00	1.00	1.00	1.00
1255	Box Office Assistant	1.00	1.00	1.00	1.00
1256	Box Office Coordinator	1.00	1.00	1.00	1.00
1237	Box Office Supervisor	1.00	1.00	1.00	1.00
232	Cultural & Visitor Services Deputy Director	1.00	1.00	1.00	1.00
231	Cultural & Visitor Services Director	1.00	1.00	1.00	1.00
1199	Cultural & Visitor Services Tech Coordinator	1.00	1.00	1.00	1.00
1247	Events Coordinator	1.00	1.00	1.00	1.00
1248	Fair Coordinator	1.00	1.00	1.00	1.00
1132	Marin Center Utility Worker	2.00	2.00	2.00	2.00
295	Media Manager	1.00	1.00	1.00	1.00
1200	Operations Supervisor	1.00	1.00	1.00	1.00
	<b>Total</b>	<b>15.50</b>	<b>15.50</b>	<b>15.50</b>	<b>15.50</b>
<b>DISTRICT ATTORNEY</b>					
1501	Administrative Secretary - Legal	1.00	1.00	1.00	1.00
319	Administrative Services Associate	2.00	2.00	2.00	2.00
318	Administrative Services Technician	2.00	2.00	3.00	3.00
121	Assistant District Attorney	1.00	1.00	1.00	1.00
520	Chief Deputy District Attorney	2.00	2.00	2.00	2.00
517	Chief District Attorney Inspector	1.00	1.00	1.00	1.00
1274	Consumer & Community Mediation Coord	1.00	1.00	1.00	1.00
2521	Deputy District Attorney I (Fixed)	2.00	2.00	2.00	2.00
2522	Deputy District Attorney II	4.00	4.00	4.00	4.00
2523	Deputy District Attorney III	13.00	13.00	13.00	13.00
2523	Deputy District Attorney III (Fixed)	1.00	-	-	-
2524	Deputy District Attorney IV	9.00	9.00	9.00	9.00
120	District Attorney	1.00	1.00	1.00	1.00
122	District Attorney Administrator	1.00	1.00	1.00	1.00
518	District Attorney Inspector	4.00	4.00	4.00	4.00
518	District Attorney Inspector (Fixed)	-	-	1.00	1.00
1689	Legal Assistant (Fixed)	-	-	1.00	1.00
1415	Legal Process Assistant II	7.00	7.00	6.00	6.00
1417	Legal Process Specialist	10.00	10.00	10.00	10.00
1368	Legal Process Supervisor	2.00	2.00	2.00	2.00

Class #	Position Name	FY 2015- 2016 Final	FY 2016- 2017 Adopted	FY 2016- 2017 Modified	FY 2017- 2018 Proposed
1690	Legal Research Assistant	1.00	1.00	1.00	1.00
1334	Legal Secretary I	1.00	1.00	1.00	1.00
1336	Legal Secretary II	4.00	4.00	4.00	4.00
1272	Mediation Case Developer - Bilingual	1.00	1.00	1.00	1.00
521	Supervising District Attorney Inspector	1.00	1.00	1.00	1.00
521	Supervising District Attorney Inspector (Fixed)	1.00	1.00	1.00	1.00
284	Technology Systems Coordinator	1.00	1.00	1.00	1.00
282	Technology Systems Specialist III	1.00	1.00	1.00	1.00
1215	Victim/Witness Program Supervisor	1.00	1.00	1.00	1.00
1220	Victim/Witness Advocate	3.00	3.00	3.00	3.00
1221	Victim/Witness Advocate - Bilingual	1.00	1.00	1.00	1.00
1221	Victim/Witness Advocate - Bilingual (Fixed)	1.00	-	1.60	1.60
<b>Total</b>		<b>81.00</b>	<b>79.00</b>	<b>83.60</b>	<b>83.60</b>
<b>ELECTIONS</b>					
319	Administrative Services Associate	1.00	1.00	1.00	1.00
133	Assistant Registrar of Voters	1.00	1.00	1.00	1.00
1323	Elections Technician II	4.00	4.00	4.00	4.00
138	Registrar of Voters	1.00	1.00	1.00	1.00
1251	Senior Program Coordinator	2.00	2.00	2.00	2.00
279	Technology Systems Specialist II	1.00	1.00	1.00	1.00
<b>Total</b>		<b>10.00</b>	<b>10.00</b>	<b>10.00</b>	<b>10.00</b>
<b>UCCE FARM ADVISOR</b>					
318	Administrative Services Technician	1.00	1.00	1.00	1.00
1342	Office Assistant III - Bilingual	1.00	1.00	1.00	1.00
<b>Total</b>		<b>2.00</b>	<b>2.00</b>	<b>2.00</b>	<b>2.00</b>
<b>DEPARTMENT OF FINANCE</b>					
370	Accountant II	9.00	9.00	9.00	9.00
1391	Accounting Assistant	3.00	3.00	5.00	5.00
315	Accounting Systems Coordinator	1.00	1.00	-	-
1404	Accounting Technician	3.00	3.00	3.00	3.00
379	Accounting Unit Manager1	-	-	2.00	2.00
1502	Administrative Assistant III	1.00	1.00	1.00	1.00
319	Administrative Services Associate	1.00	1.00	2.00	2.00
313	Administrative Services Manager	1.00	1.00	-	-
313	Administrative Services Manager (Fixed)	1.00	1.00	-	-
318	Administrative Services Technician	1.00	1.00	1.00	1.00
362	Assistant Director of Finance	1.00	1.00	1.00	1.00
372	Audit Manager	1.00	1.00	1.00	1.00
375	Auditor II	2.00	2.00	1.00	1.00
339	Business Systems Analyst (Fixed)	4.00	4.00	4.00	4.00
526	Chief Deputy Public Administrator	1.00	1.00	1.00	1.00
119	Chief of Admin Services	-	-	1.00	1.00
332	Collections Manager	1.00	1.00	1.00	1.00
330	Collections Officer I	2.00	2.00	2.00	2.00
363	Department of Finance Division Chief	3.00	3.00	3.00	3.00

<b>Class #</b>	<b>Position Name</b>	<b>FY 2015- 2016 Final</b>	<b>FY 2016- 2017 Adopted</b>	<b>FY 2016- 2017 Modified</b>	<b>FY 2017- 2018 Proposed</b>
516	Deputy Public Administrator II	2.00	2.00	2.00	2.00
125	Director of Finance	1.00	1.00	1.00	1.00
381	Finance Services Supervisor	2.00	2.00	-	-
381	Finance Services Supervisor (Fixed)	1.00	1.00	1.00	1.00
395	Financial Systems Analyst2	-	-	5.00	5.00
365	Payroll Accounting Technician	1.00	1.00	1.00	1.00
387	Payroll Manager	1.00	1.00	1.00	1.00
373	Senior Accountant	7.00	7.00	7.00	7.00
373	Senior Accountant (Fixed)	3.00	3.00	-	-
1390	Senior Accounting Assistant	6.00	6.00	6.00	6.00
368	Senior Auditor	1.00	1.00	-	-
367	Senior Payroll Accounting Technician	2.00	2.00	2.00	2.00
367	Senior Payroll Accounting Technician (Fixed)	1.78	1.00	1.00	1.00
<b>Total</b>		<b>64.78</b>	<b>64.00</b>	<b>65.00</b>	<b>65.00</b>
<b>MARIN COUNTY FIRE</b>					
1404	Accounting Technician	1.00	1.00	1.00	1.00
319	Administrative Services Associate	1.00	1.00	1.00	1.00
309	Administrative Services Officer	1.00	1.00	1.00	1.00
225	Deputy Fire Chief	1.00	1.00	1.00	1.00
740	Fire Battalion Chief - EMS Officer	1.00	1.00	1.00	1.00
392	Fire Captain	12.00	13.00	13.00	13.00
221	Fire Chief	1.00	1.00	1.00	1.00
736	Fire Crew Superintendent	1.00	1.00	1.00	1.00
727	Fire Dispatcher	3.00	3.00	3.00	3.00
737	Fire Engineer	14.00	14.00	18.00	18.00
737	Fire Engineer (Fixed)	2.00	2.00	-	-
735	Fire Engineer Paramedic	22.00	22.00	21.00	21.00
731	Fire Heavy Equipment Operator	3.00	3.00	3.00	3.00
725	Fire Inspector	1.00	1.00	-	-
219	Fire Marshal	1.00	1.00	1.00	1.00
223	Fire Operations Battalion Chief	3.00	3.00	3.00	3.00
733	Firefighter	6.00	6.00	6.00	6.00
739	Firefighter Paramedic	9.00	9.00	6.00	6.00
1341	Office Assistant III	0.14	0.14	-	-
728	Senior Fire Captain	6.00	6.00	6.00	6.00
743	Wildfire Protection/Vegetation Mgmt Battalion Chief	-	1.00	1.00	1.00
743	Wildfire Protection/Vegetation Mgmt Battalion Chief (Fixed)	1.00	-	1.00	1.00
<b>Total</b>		<b>90.14</b>	<b>91.14</b>	<b>89.00</b>	<b>89.00</b>
<b>HEALTH AND HUMAN SERVICES</b>					
370	Accountant II	7.00	7.00	7.00	7.00
1391	Accounting Assistant	5.25	5.25	5.50	5.50
1404	Accounting Technician	4.00	4.00	4.00	4.00
302	Administrative Analyst II	1.00	1.00	1.00	1.00
300	Administrative Analyst III	1.00	1.00	1.00	1.00
1325	Administrative Assistant I	2.50	2.50	2.50	2.50
1339	Administrative Assistant II	6.00	6.00	6.00	6.00

<b>Class #</b>	<b>Position Name</b>	<b>FY 2015- 2016 Final</b>	<b>FY 2016- 2017 Adopted</b>	<b>FY 2016- 2017 Modified</b>	<b>FY 2017- 2018 Proposed</b>
1502	Administrative Assistant III	1.00	1.00	1.00	1.00
319	Administrative Services Associate	16.00	16.00	15.00	15.00
313	Administrative Services Manager	1.00	1.00	1.00	1.00
309	Administrative Services Officer	3.00	3.00	3.00	3.00
318	Administrative Services Technician	8.00	8.00	8.00	8.00
318	Administrative Services Technician (Fixed)	-	-	1.00	1.00
945	Assistant Chief Child Health Services	1.00	1.00	-	-
1406	Assistant Chief Fiscal Officer H&HS	3.00	3.00	3.00	3.00
237	Assistant Director H&HS	2.00	2.00	1.00	1.00
236	Chief Assistant Director H&HS	1.00	1.00	1.00	1.00
236	Chief Assistant Director H&HS (Fixed)	1.00	1.00	1.00	1.00
1400	Chief Fiscal Officer H&HS	1.00	1.00	1.00	1.00
1382	Chief Investigator Special Investigation Unit	1.00	1.00	1.00	1.00
1016	Chief Therapist	1.00	1.00	1.00	1.00
1243	Child Welfare Worker II	12.30	12.30	13.60	13.60
1243	Child Welfare Worker II (Fixed)	2.00	1.00	1.00	-
1246	Child Welfare Worker II - Bilingual	12.00	12.00	14.00	14.00
1075	Clinic Physician	0.50	0.50	0.50	0.50
1074	Clinic Physician-Bilingual	0.50	0.50	0.50	0.50
1010	Clinic Registered Nurse II	1.60	1.60	1.60	1.60
1083	Clinical Psychologist II	2.00	2.00	2.00	2.00
1083	Clinical Psychologist II (Fixed)	-	-	-	-
1088	Clinical Psychologist II - Bilingual	1.75	1.75	1.75	1.75
330	Collections Officer I	1.00	1.00	1.00	1.00
242	County Public Health Officer	1.00	1.00	1.00	1.00
1488	Crisis Specialist	1.00	1.00	1.00	1.00
1485	Crisis Specialist III	3.00	3.00	3.00	3.00
1485	Crisis Specialist III (Fixed)	0.50	-	-	-
1078	Dental Hygienist	1.00	1.00	1.80	1.80
1078	Dental Hygienist (Fixed)	1.00	-	0.40	-
1077	Dentist	3.40	3.40	3.40	3.40
1077	Dentist (Fixed)	0.20	-	-	-
390	Department Analyst II	6.00	7.00	8.00	8.00
918	Department Technology & Support Specialist	1.00	1.00	1.00	1.00
1275	Deputy Public Guardian/Conservator/Investigator	7.55	7.55	5.80	5.80
228	Deputy Public Health Officer	1.00	1.00	1.00	1.00
1472	Detention Licensed Vocational Nurse	2.30	2.30	2.30	2.30
1467	Detention Nurse Practitioner	1.40	1.40	1.40	1.40
1468	Detention Registered Nurse	9.75	9.75	9.75	9.75
238	Director of Health & Human Services	1.00	1.00	1.00	1.00
1396	Eligibility Assistant	3.00	3.00	3.00	3.00
1395	Eligibility Program Specialist	2.00	2.00	2.00	2.00
1399	Eligibility Specialist	3.00	3.00	3.00	3.00
1381	Eligibility Supervisor	13.00	13.00	14.00	14.00
1386	Eligibility Worker II	30.75	30.75	31.00	31.00
1386	Eligibility Worker II (Fixed)	2.00	2.00	-	-
1388	Eligibility Worker II - Bilingual	53.00	53.00	61.00	61.00
1388	Eligibility Worker II - Bilingual (Fixed)	1.00	-	-	-

<b>Class #</b>	<b>Position Name</b>	<b>FY 2015- 2016 Final</b>	<b>FY 2016- 2017 Adopted</b>	<b>FY 2016- 2017 Modified</b>	<b>FY 2017- 2018 Proposed</b>
1385	Eligibility Worker III	10.00	10.00	12.00	12.00
1393	Eligibility Worker III-Bilingual	10.00	10.00	9.00	9.00
1517	Emergency Medical Services Administrator	1.00	1.00	1.00	1.00
1518	Emergency Medical Services Specialist	2.00	2.00	2.00	2.00
1223	Employment Development Counselor	12.00	12.00	15.00	15.00
1223	Employment Development Counselor (Fixed)	3.00	1.00	-	-
1228	Employment Development Counselor - Bilingual	3.00	3.00	3.00	3.00
1037	Epidemiologist	3.45	3.45	3.45	3.45
1038	Epidemiology Manager	1.00	1.00	1.00	1.00
290	Health & Human Services Personnel Manager	1.00	1.00	-	-
263	Health & Human Services Compliance Officer	-	-	1.00	1.00
249	Health & Human Services Facilities Manager	1.00	1.00	1.00	1.00
1258	Health & Human Services Planner/Evaluator	-	-	0.25	0.25
243	Health & Human Services Policy Analyst	2.00	2.00	-	-
1032	Health Educator - Bilingual	-	0.50	1.00	1.00
1032	Health Educator - Bilingual (Fixed)	0.80	0.30	-	-
1486	Licensed Crisis Specialist	5.60	5.60	7.60	7.60
1486	Licensed Crisis Specialist (Fixed)	-	-	-	-
1087	Licensed Mental Health Practitioner	17.44	17.44	17.44	17.44
1091	Licensed Mental Health Practitioner - Bilingual	9.40	9.40	9.90	9.90
294	Media Specialist	3.00	3.00	3.00	3.00
1333	Medical Director - Mental Health	1.00	1.00	1.00	1.00
1327	Medical Records Supervisor	1.00	1.00	1.00	1.00
265	Mental Health & Substance Use Service Director	1.00	1.00	1.00	1.00
1451	Mental Health Nurse Practitioner	6.30	6.30	6.30	6.30
1089	Mental Health Practitioner	10.50	13.00	16.00	16.00
1089	Mental Health Practitioner (Fixed)	2.50	1.00	0.90	0.90
1090	Mental Health Practitioner - Bilingual	8.40	8.40	8.40	8.40
1090	Mental Health Practitioner - Bilingual (Fixed)	1.00	1.00	-	-
1449	Mental Health Registered Nurse	5.95	6.55	6.55	6.55
1449	Mental Health Registered Nurse (Fixed)	0.50	-	-	-
277	Mental Health Unit Supervisor	10.00	11.00	11.00	11.00
280	Mental Health Unit Supervisor - Bilingual	1.00	1.00	1.00	1.00
280	Mental Health Unit Supervisor - Bilingual (Fixed)	-	-	1.00	1.00
272	MHSUS Division Director	4.00	4.00	4.00	4.00
271	MHSUS Program Manager	3.00	4.00	4.00	4.00
1469	Nursing Services Manager	3.00	3.00	4.00	4.00
1019	Occupational Therapist	2.60	2.60	2.60	2.60
1341	Office Assistant III	33.50	33.50	34.00	34.00
1341	Office Assistant III (Fixed)	1.50	0.50	-	-
1342	Office Assistant III - Bilingual	26.00	26.00	26.00	26.00
1342	Office Assistant III - Bilingual (Fixed)	2.00	1.00	1.00	-
1353	Office Services Supervisor	6.00	6.00	6.00	6.00
1365	Office Specialist	5.00	5.00	6.00	6.00
325	Personnel Analyst II	-	-	1.00	1.00
1020	Physical Therapist	2.68	2.68	2.68	2.68
321	Principal Personnel Analyst	-	-	1.00	1.00
910	Principal Systems Analyst	1.00	1.00	1.00	1.00

<b>Class #</b>	<b>Position Name</b>	<b>FY 2015- 2016 Final</b>	<b>FY 2016- 2017 Adopted</b>	<b>FY 2016- 2017 Modified</b>	<b>FY 2017- 2018 Proposed</b>
420	Program Specialist CCS - Bilingual	1.00	1.00	1.00	1.00
1219	Public Guardian/Conservator	1.00	1.00	1.00	1.00
1070	Public Health Division Director	2.00	2.00	2.00	2.00
808	Public Health Investigator - Bilingual	1.00	1.00	1.00	1.00
1004	Public Health Nurse II	3.50	3.50	4.50	4.50
1005	Public Health Nurse II - Bilingual	1.00	1.00	1.00	1.00
1008	Public Health Nurse Program Supervisor	1.00	1.00	-	-
1079	Public Health Program Manager	2.75	2.75	5.00	5.00
1079	Public Health Program Manager (Fixed)	2.00	-	-	-
281	Quality Improvement Coordinator	1.00	1.00	1.00	1.00
1276	Registered Dental Assistant	7.00	7.00	9.00	9.00
1276	Registered Dental Assistant (Fixed)	2.00	-	-	-
1390	Senior Accounting Assistant	6.00	6.00	6.00	6.00
1257	Senior Child Welfare Worker	5.60	5.60	5.60	5.60
391	Senior Department Analyst	7.00	7.00	9.00	9.00
1027	Senior Nutritionist	0.50	0.75	0.50	0.50
1027	Senior Nutritionist (Fixed)	1.00	0.75	0.85	0.85
1251	Senior Program Coordinator	13.45	14.45	17.45	17.45
1251	Senior Program Coordinator (Fixed)	2.00	0.50	-	-
1002	Senior Public Health Nurse	7.25	7.25	7.25	7.25
1031	Senior Public Health Nurse - Bilingual	0.95	0.95	0.95	0.95
1031	Senior Public Health Nurse - Bilingual (Fixed)	1.00	1.00	1.00	-
1277	Senior Registered Dental Assistant	1.00	1.00	1.00	1.00
1009	Senior Registered Nurse	1.10	1.10	1.40	1.40
1009	Senior Registered Nurse (Fixed)	0.40	-	-	-
1252	Senior Social Service Worker	3.80	3.80	5.80	5.80
1162	Senior Support Services Worker	2.00	2.00	4.00	4.00
1162	Senior Support Services Worker (Fixed)	-	-	3.00	3.00
1165	Senior Support Services Worker - Bilingual	3.00	3.00	3.00	3.00
1017	Senior Therapist	0.80	0.80	0.80	0.80
1231	Social Service Program Manager	11.00	11.00	11.00	11.00
275	Social Service Unit Supervisor	12.00	12.00	13.00	13.00
1241	Social Service Worker I	0.50	0.50	0.50	0.50
1233	Social Service Worker I - Bilingual	3.50	3.50	3.50	3.50
1239	Social Service Worker II	16.60	18.60	19.60	19.60
1234	Social Service Worker II - Bilingual	6.80	6.80	7.30	7.30
1234	Social Service Worker II - Bilingual (Fixed)	1.50	1.00	-	-
274	Social Services Division Director	4.00	4.00	4.00	4.00
1466	Special Investigations Secretary	1.00	1.00	1.00	1.00
1081	Staff Psychiatrist	4.40	4.40	4.40	4.40
1224	Supervising Employment Development Counselor	4.00	4.00	3.00	3.00
1448	Supervising Mental Health Nurse/Unit Supv	1.00	1.00	1.00	1.00
1003	Supervising Public Health Nurse	1.00	1.00	1.00	1.00
1159	Support Service Worker I	3.75	3.75	3.25	3.25
1159	Support Service Worker I (Fixed)	-	-	1.00	1.00
1160	Support Service Worker I - Bilingual	2.75	2.75	3.00	3.00
1160	Support Service Worker I - Bilingual (Fixed)	3.00	1.00	2.00	2.00
1161	Support Service Worker II	2.00	2.00	2.00	2.00



Class #	Position Name	FY 2015- 2016 Final	FY 2016- 2017 Adopted	FY 2016- 2017 Modified	FY 2017- 2018 Proposed
1161	Support Service Worker II (Fixed)	0.60	0.60	-	-
1164	Support Service Worker II - Bilingual	9.50	11.50	12.00	12.00
1164	Support Service Worker II - Bilingual (Fixed)	1.00	-	-	-
283	Supervising Technology Systems Specialist	1.00	1.00	-	-
284	Technology Systems Coordinator	2.00	2.00	3.00	3.00
279	Technology Systems Specialist II	5.00	5.00	6.00	6.00
279	Technology Systems Specialist II (Fixed)	1.00	1.00	-	-
282	Technology Systems Specialist III	2.00	2.00	3.00	3.00
1023	Therapy Aide	1.00	1.00	1.00	1.00
1218	Veterans Service Officer	1.00	1.00	1.00	1.00
333	Vital Statistics Clerk	1.50	1.50	1.50	1.50
1384	Welfare Fraud Investigator	2.00	2.00	2.00	2.00
997	WIC Breastfeeding Peer Counselor (Fixed)	2.00	-	-	-
996	WIC Lactation Consultant (Fixed)	0.50	0.50	1.00	1.00
<b>Total</b>		<b>665.37</b>	<b>655.37</b>	<b>695.02</b>	<b>691.62</b>

#### HUMAN RESOURCES

1502	Administrative Assistant III	1.00	1.00	1.00	1.00
317	Administrative Services Officer - Human Resources	1.00	1.00	1.00	1.00
340	Assistant Director of Human Resources	1.00	1.00	1.00	1.00
339	Business Systems Analyst (Fixed)	1.00	1.00	1.00	1.00
322	Deputy Director Human Resources	1.00	1.00	1.00	1.00
204	Director of Human Resources	1.00	1.00	1.00	1.00
323	Employee Benefits Supervisor	1.00	1.00	1.00	1.00
323	Employee Benefits Supervisor (Fixed)	-	-	1.00	1.00
253	Equal Employment Director	2.00	2.00	2.00	1.00
1260	Equal Employment Specialist	0.80	0.80	1.00	1.00
304	ERP Senior System Analyst	1.00	-	-	-
310	ERP System Analyst II	1.00	-	-	-
386	Human Resources Technician	9.00	8.50	8.50	8.50
1529	Office Assistant III Confidential	1.00	1.00	1.00	1.00
327	Organization Development & Training Manager	1.00	1.00	1.00	-
325	Personnel Analyst II	7.50	8.50	8.50	8.50
325	Personnel Analyst II (Fixed)	-	-	1.00	1.00
321	Principal Personnel Analyst	4.00	4.00	4.00	4.00
385	Senior Human Resources Technician	1.00	1.00	1.00	1.00
324	Senior Personnel Analyst	2.00	3.00	3.00	3.00
<b>Total</b>		<b>37.30</b>	<b>36.80</b>	<b>39.00</b>	<b>37.00</b>

#### INFORMATION SERVICES AND TECHNOLOGY

1339	Administrative Assistant II	1.00	1.00	1.00	1.00
319	Administrative Services Associate	2.00	2.00	2.00	2.00
309	Administrative Services Officer	1.00	1.00	1.00	1.00
318	Administrative Services Technician	1.00	1.00	1.00	1.00
923	Assistant Director IST	1.00	1.00	1.00	1.00
339	Business Systems Analyst (Fixed)	2.00	2.00	2.00	2.00
937	Chief Assistant Director of IST	1.00	1.00	1.00	1.00
224	Chief Information Officer	1.00	1.00	1.00	1.00

<b>Class #</b>	<b>Position Name</b>	<b>FY 2015- 2016 Final</b>	<b>FY 2016- 2017 Adopted</b>	<b>FY 2016- 2017 Modified</b>	<b>FY 2017- 2018 Proposed</b>
922	Deputy Director IST	1.00	1.00	1.00	1.00
311	Enterprise Systems Manager	4.00	4.00	4.00	4.00
304	ERP Senior System Analyst	3.00	2.00	2.00	2.00
310	ERP System Analyst II	1.00	1.00	1.00	1.00
928	Network Services Analyst II	1.00	1.00	1.00	1.00
305	Principal Administrative Analyst	-	-	1.00	1.00
910	Principal Systems Analyst	20.00	19.00	19.00	19.00
916	Programmer Analyst II	1.00	1.00	1.00	1.00
916	Programmer Analyst II (Fixed)	1.00	1.00	1.00	-
911	Senior Network Services Analyst	2.00	2.00	2.00	2.00
915	Senior Programmer Analyst	14.00	13.00	13.00	13.00
915	Senior Programmer Analyst (Fixed)	3.00	3.00	1.00	-
933	Senior Systems Support Analyst	32.00	32.00	32.00	32.00
933	Senior Systems Support Analyst (Fixed)	-	1.00	1.00	1.00
932	Systems Support Analyst II	6.00	6.00	5.00	5.00
932	Systems Support Analyst II (Fixed)	1.00	1.00	1.00	1.00
930	Systems Support Analyst III	5.00	5.00	5.00	5.00
<b>Total</b>		<b>105.00</b>	<b>103.00</b>	<b>101.00</b>	<b>99.00</b>
<b>MARIN COUNTY FREE LIBRARY</b>					
1391	Accounting Assistant	1.00	1.00	1.00	1.00
300	Administrative Analyst III (Fixed)	1.00	1.00	1.00	1.00
1339	Administrative Assistant II	1.00	1.00	1.00	1.00
319	Administrative Services Associate	1.00	1.00	1.00	1.00
313	Administrative Services Manager	1.00	1.00	1.00	1.00
309	Administrative Services Officer	1.00	1.00	1.00	1.00
318	Administrative Services Technician	1.00	1.00	1.00	1.00
1370	Community Library Specialist	8.67	8.67	8.67	8.67
1370	Community Library Specialist (Fixed)	1.09	1.09	1.09	0.37
251	Deputy Director County Library Services	1.00	1.00	1.00	1.00
248	Director of County Library Services	1.00	1.00	1.00	1.00
405	Librarian I	11.73	12.38	13.88	13.88
404	Librarian II	9.80	9.80	8.80	8.80
831	Library Aide	9.57	9.57	9.97	9.97
1376	Library Assistant I	12.23	12.23	10.62	10.62
1375	Library Assistant II	13.84	13.84	13.58	13.58
1371	Library Desk Supervisor	4.00	4.00	4.00	4.00
250	Library Services Manager	2.00	2.00	2.00	2.00
1363	Library Technical Assistant II	6.13	7.13	7.53	7.53
398	Marinet Systems Administrator	1.00	1.00	1.00	1.00
1455	Mobile Library Assistant	1.53	1.53	1.53	1.53
1342	Office Assistant III Bilingual	0.30	0.30	0.30	0.30
1390	Senior Accounting Assistant	1.00	1.00	1.00	1.00
402	Senior Librarian	7.00	7.00	8.00	8.00
1374	Supervising Library Technical Assistant	1.00	1.00	1.00	1.00
283	Supervising Technology Systems Specialist	1.00	1.00	1.00	1.00
276	Technology Systems Specialist I	1.00	1.00	-	-
279	Technology Systems Specialist II	2.00	2.00	2.00	2.00

Class #	Position Name	FY 2015- 2016 Final	FY 2016- 2017 Adopted	FY 2016- 2017 Modified	FY 2017- 2018 Proposed
	<b>Total</b>	<b>103.89</b>	<b>105.54</b>	<b>104.97</b>	<b>104.25</b>
<b>MARIN COUNTY PARKS AND OPEN SPACE</b>					
1391	Accounting Assistant	1.00	1.00	1.00	1.00
1339	Administrative Assistant II	2.00	2.00	2.00	2.00
319	Administrative Services Associate	1.00	1.00	1.00	1.00
313	Administrative Services Manager	1.00	1.00	1.00	1.00
318	Administrative Services Technician	1.00	2.00	2.00	2.00
257	Assistant Director Parks & Open Space	1.00	1.00	1.00	1.00
688	Chief of Natural Resources & Science	1.00	1.00	1.00	1.00
621	Chief Open Space Park Ranger	1.00	1.00	1.00	1.00
1155	Chief Park Ranger	2.00	2.00	2.00	2.00
227	Director of Parks & Open Space	1.00	1.00	1.00	1.00
1115	Equipment Maintenance Supervisor	1.00	1.00	1.00	1.00
1146	Integrated Pest Management Specialist (Fixed)	1.00	1.00	1.00	1.00
679	Landscape Architect or Designer	-	1.00	1.00	1.00
679	Landscape Architect or Designer (Fixed)	2.00	1.00	1.00	1.00
1143	Landscape Services Supervisor	2.00	2.00	2.00	2.00
1144	Landscape Services Worker II	5.00	5.00	5.00	5.00
649	Maintenance Equipment Operator	3.00	3.00	3.00	3.00
649	Maintenance Equipment Operator (Fixed)	1.00	1.00	1.00	1.00
295	Media Manager	1.00	1.00	1.00	1.00
294	Media Specialist	1.00	2.00	2.00	2.00
293	Media Technician (Fixed)	1.00	1.00	1.00	1.00
1341	Office Assistant III	1.00	2.00	2.00	2.00
614	Open Space Interpretive Naturalist	1.00	1.00	1.00	1.00
623	Open Space Park Ranger	7.00	7.00	7.00	7.00
623	Open Space Park Ranger (Fixed)	4.00	4.00	4.00	4.00
108	Open Space Planner	1.00	1.30	1.80	1.80
108	Open Space Planner (Fixed)	0.50	0.50	-	-
1121	Park Equipment Mechanic II	1.00	1.00	1.00	1.00
1157	Park Ranger	9.00	9.00	9.00	9.00
1157	Park Ranger (Fixed)	1.00	1.00	1.00	1.00
1141	Parks & Open Space Superintendent	4.00	4.00	4.00	4.00
687	Planning Manager	1.00	1.00	1.00	1.00
677	Principal Landscape Architect	1.00	1.00	1.00	1.00
618	Resource Specialist GIS	2.75	2.75	2.75	2.75
618	Resource Specialist GIS (Fixed)	1.00	1.00	1.00	1.00
678	Senior Landscape Architect or Designer	1.00	2.00	2.00	2.00
123	Senior Open Space Planner	3.00	3.00	3.00	3.00
123	Senior Open Space Planner (Fixed)	1.00	1.00	1.00	1.00
650	Supervising Equipment Operator	1.00	1.00	1.00	1.00
624	Supervising Open Space Park Ranger	2.00	2.00	2.00	2.00
1156	Supervising Park Ranger	4.00	4.00	4.00	4.00
617	Vegetation & Fire Ecologist	-	-	1.00	1.00
617	Vegetation & Fire Ecologist (Fixed)	1.00	1.00	-	-
1687	Volunteer Program Coordinator	2.00	2.00	2.00	2.00
1170	Water & Irrigation Specialist	1.00	1.00	1.00	1.00

Class #	Position Name	FY 2015- 2016 Final	FY 2016- 2017 Adopted	FY 2016- 2017 Modified	FY 2017- 2018 Proposed
<b>Total</b>		<b>81.25</b>	<b>85.55</b>	<b>85.55</b>	<b>85.55</b>
<b>PROBATION</b>					
1404	Accounting Technician	1.00	1.00	1.00	1.00
319	Administrative Services Associate	2.00	3.00	3.00	3.00
396	Administrative Services Director	-	-	-	-
313	Administrative Services Manager	1.00	1.00	1.00	1.00
318	Administrative Services Technician	2.00	1.00	1.00	1.00
1281	Adult Offender Work Program Coordinator	1.00	1.00	1.00	1.00
217	Chief Deputy Probation Officer	1.00	1.00	1.00	1.00
216	Chief Probation Officer	1.00	1.00	1.00	1.00
1147	Cook	2.00	2.00	2.00	2.00
1294	Deputy Probation Officer II	-	-	29.00	29.00
1287	Deputy Probation Officer II	11.00	11.00	-	-
1288	Deputy Probation Officer III	18.00	18.00	-	-
1296	Deputy Probation Officer II - Bilingual	3.00	3.00	10.00	10.00
1263	Deputy Probation Officer III - Bilingual	7.00	7.00	-	-
1206	Director Probation Services - Safety	3.00	3.00	3.00	3.00
1206	Director Probation Services - Safety (Fixed)	1.00	1.00	1.00	1.00
1154	Food Services Supervisor	1.00	1.00	1.00	1.00
1150	Housekeeper	0.97	0.97	0.97	0.97
1683	Juvenile Corrections Officer - Bilingual	2.00	2.00	2.00	2.00
1583	Juvenile Corrections Officer II	4.00	3.00	3.00	3.00
1284	Juvenile Corrections Officer III	6.00	6.00	6.00	6.00
1417	Legal Process Specialist	11.00	12.00	12.00	12.00
1087	Licensed Mental Health Practitioner	2.00	1.00	1.00	1.00
1091	Licensed Mental Health Practitioner - Bilingual	-	1.00	1.00	1.00
1271	Mediation Coordinator	1.00	1.00	1.00	1.00
1089	Mental Health Practitioner	1.00	1.00	1.00	1.00
1090	Mental Health Practitioner - Bilingual	1.00	1.00	1.00	1.00
277	Mental Health Unit Supervisor	1.00	1.00	1.00	1.00
1341	Office Assistant III	2.00	2.00	2.00	2.00
1265	Probation Operations Specialist	1.00	-	-	-
1205	Probation Supervisor - Safety	12.00	13.00	13.00	13.00
1390	Senior Accounting Assistant	1.00	1.00	1.00	1.00
1289	Senior Deputy Probation Officer	8.00	8.00	9.00	9.00
1264	Senior Deputy Probation Officer - Bilingual	1.00	1.00	1.00	1.00
1308	Senior Deputy Probation Officer Misc	2.00	2.00	1.00	1.00
<b>Total</b>		<b>111.97</b>	<b>111.97</b>	<b>111.97</b>	<b>111.97</b>
<b>PUBLIC DEFENDER</b>					
309	Administrative Services Officer	1.00	1.00	1.00	1.00
214	Assistant Public Defender	1.00	1.00	1.00	1.00
501	Chief Deputy Public Defender	2.00	2.00	2.00	2.00
511	Chief Public Defender Investigator	1.00	1.00	1.00	1.00
2531	Deputy Public Defender I	1.00	1.00	1.00	-
2532	Deputy Public Defender II	1.00	1.00	3.00	4.00
2533	Deputy Public Defender III	10.50	10.50	10.50	10.50

Class #	Position Name	FY 2015- 2016 Final	FY 2016- 2017 Adopted	FY 2016- 2017 Modified	FY 2017- 2018 Proposed
2534	Deputy Public Defender IV	6.00	6.00	5.00	5.00
1417	Legal Process Specialist	8.00	8.00	7.00	7.00
1368	Legal Process Supervisor	1.00	1.00	1.00	1.00
1336	Legal Secretary II	1.00	1.00	1.00	1.00
213	Public Defender	1.00	1.00	1.00	1.00
513	Public Defender Investigator	3.00	3.00	3.00	3.00
<b>Total</b>		<b>37.50</b>	<b>37.50</b>	<b>37.50</b>	<b>37.50</b>
<b>DEPARTMENT OF PUBLIC WORKS</b>					
1391	Accounting Assistant	1.00	1.00	1.00	1.00
1404	Accounting Technician	3.00	3.00	3.00	3.00
300	Administrative Analyst III	1.00	1.00	1.00	1.00
1325	Administrative Assistant I	2.00	2.00	2.00	2.00
1339	Administrative Assistant II	2.00	2.00	2.00	2.00
1502	Administrative Assistant III	1.00	1.00	1.00	1.00
319	Administrative Services Associate	4.00	4.00	4.00	4.00
319	Administrative Services Associate (Fixed)	-	1.00	1.00	1.00
313	Administrative Services Manager	1.00	1.00	1.00	1.00
309	Administrative Services Officer	1.00	1.00	1.00	1.00
318	Administrative Services Technician	2.00	2.00	2.00	2.00
1169	Airport Attendant	0.53	0.53	0.53	0.53
1168	Airport Manager	1.00	1.00	1.00	1.00
230	Assistant Director - Public Works	2.00	2.00	2.00	2.00
631	Assistant Engineer	16.00	16.00	17.00	17.00
640	Associate Architect	1.00	1.00	1.00	1.00
626	Associate Civil Engineer	9.00	8.00	8.00	8.00
1129	Building & Maintenance Manager	1.00	1.00	1.00	1.00
1123	Building Maintenance Supervisor	1.00	1.00	1.00	1.00
1133	Building Maintenance Worker II	13.00	13.00	13.00	13.00
1133	Building Maintenance Worker II (Fixed)	1.00	1.00	1.00	1.00
1138	Building Maintenance Worker III	5.00	5.00	5.00	5.00
639	Capital Planning & Project Manager	5.00	6.00	6.00	6.00
639	Capital Planning & Project Manager (Fixed)	2.00	2.00	2.00	2.00
260	Chief Assistant Director Public Works	1.00	1.00	1.00	1.00
637	Chief of Construction	2.00	2.00	2.00	2.00
638	Chief of Surveys	1.00	1.00	1.00	1.00
377	Chief Real Property Agent	1.00	1.00	1.00	1.00
900	Communications Engineering Manager	1.00	1.00	1.00	1.00
912	Communications Network Systems Analyst	-	-	1.00	1.00
902	Communications Technician	6.00	6.00	6.00	6.00
1139	Custodial Supervisor	2.00	2.00	2.00	2.00
1140	Custodian	13.00	13.00	13.00	13.00
1140	Custodian (Fixed)	1.00	1.00	1.00	-
261	Deputy Director Public Works	1.00	1.00	1.00	1.00
229	Director of Public Works	1.00	1.00	1.00	1.00
289	Disability Access Manager	1.00	1.00	1.00	1.00
292	Disability Access Specialist II	1.00	1.00	1.00	1.00
661	Engineering Assistant	6.00	7.00	7.00	7.00

<b>Class #</b>	<b>Position Name</b>	<b>FY 2015- 2016 Final</b>	<b>FY 2016- 2017 Adopted</b>	<b>FY 2016- 2017 Modified</b>	<b>FY 2017- 2018 Proposed</b>
664	Engineering Technician I	1.00	1.00	1.00	1.00
663	Engineering Technician II	2.00	2.00	2.00	2.00
662	Engineering Technician III	9.00	9.00	8.00	8.00
1135	Environmental Compliance Specialist	1.00	1.00	1.00	1.00
1117	Equipment Service Worker I	1.00	1.00	1.00	1.00
732	Fire Heavy Equipment Mechanic	1.00	1.00	1.00	1.00
1114	Fleet Supervisor	1.00	1.00	1.00	1.00
1111	Garage Supervisor	1.00	1.00	1.00	1.00
800	Hazardous Materials Specialist II	4.00	4.00	4.00	4.00
1112	Heavy Equipment Mechanic	2.00	2.00	2.00	2.00
1112	Heavy Equipment Mechanic (Fixed)	1.00	1.00	1.00	1.00
907	Installer	2.00	2.00	2.00	2.00
632	Junior Engineer	1.00	1.00	1.00	1.00
909	Lead Installer	1.00	1.00	1.00	1.00
1130	Maintenance Electrician	2.00	2.00	2.00	2.00
1116	Materials and Equipment Specialist	1.00	1.00	1.00	1.00
1113	Mechanic	2.00	2.00	2.00	2.00
294	Media Specialist	-	1.00	1.00	1.00
1341	Office Assistant III	2.50	2.50	2.50	2.50
1365	Office Specialist	1.00	1.00	1.00	1.00
608	Planner (Fixed)	0.50	0.50	0.50	-
687	Planning Manager	1.00	1.00	1.00	1.00
641	Principal Civil Engineer	4.00	4.00	5.00	5.00
606	Principal Planner	1.00	1.00	1.00	1.00
647	Principal Transportation Planner	1.00	1.00	1.00	1.00
1101	Public Works Program Manager	1.00	1.00	2.00	2.00
355	Purchaser II	2.00	2.00	2.00	2.00
378	Real Property Agent II	1.00	1.00	1.00	1.00
407	Real Property Agent III	1.00	1.00	1.00	1.00
1122	Reprographic Technician	3.00	3.00	3.00	3.00
1122	Reprographic Technician (Fixed)	1.00	1.00	1.00	-
1102	Road Maintenance Superintendent	1.00	1.00	1.00	1.00
1104	Road Maintenance Supervisor	4.00	5.00	5.00	5.00
1106	Road Maintenance Worker II	24.00	23.00	23.00	23.00
1106	Road Maintenance Worker II (Fixed)	1.00	1.00	1.00	-
904	Senior Communications Engineer	1.00	1.00	-	-
1390	Senior Accounting Assistant	1.00	1.00	1.00	1.00
629	Senior Civil Engineer	5.00	5.00	3.00	3.00
901	Senior Communications Technician	3.00	3.00	2.00	2.00
1137	Senior Custodian	1.00	1.00	1.00	1.00
1128	Senior Equipment Services Worker	2.00	2.00	2.00	2.00
1379	Senior Maintenance Electrician	1.00	1.00	1.00	1.00
607	Senior Planner	5.00	5.00	5.00	5.00
1103	Senior Road Maintenance Supervisor	2.00	2.00	2.00	2.00
1105	Senior Road Maintenance Worker	13.00	12.00	12.00	12.00
648	Senior Transportation Planner	1.00	1.00	1.00	1.00
1326	Shipping & Receiving Clerk	3.00	3.00	3.00	3.00
1109	Sign Fabricator	1.00	1.00	1.00	1.00

Class #	Position Name	FY 2015- 2016 Final	FY 2016- 2017 Adopted	FY 2016- 2017 Modified	FY 2017- 2018 Proposed
1131	Stationary Engineer	4.00	4.00	4.00	4.00
818	Stormwater Program Administrator	1.00	1.00	1.00	1.00
903	Supervising Communications Technician	1.00	1.00	1.00	1.00
903	Supervising Communications Technician (Fixed)	1.00	1.00	1.00	-
812	Supervising Hazardous Materials Specialist	1.00	1.00	1.00	1.00
356	Supervising Purchaser	1.00	1.00	1.00	1.00
1125	Supervising Reprographic Technician	1.00	1.00	1.00	1.00
279	Technology Systems Specialist II	1.00	1.00	1.00	1.00
1108	Traffic Safety Maintenance Supervisor	1.00	1.00	1.00	1.00
1188	Traffic Safety Maintenance Worker	2.00	2.00	2.00	2.00
<b>Total</b>		<b>249.53</b>	<b>251.53</b>	<b>250.53</b>	<b>246.03</b>
<b>RETIREMENT</b>					
1391	Accounting Assistant	1.00	1.00	1.00	1.00
1404	Accounting Technician	1.00	1.00	1.00	1.00
1339	Administrative Assistant II	1.00	1.00	1.00	1.00
318	Administrative Services Technician	1.00	1.00	-	-
254	Assistant Retirement Administrator	1.00	1.00	1.00	1.00
270	Chief Financial Officer - MCERA	1.00	1.00	1.00	1.00
390	Department Analyst II	-	-	1.00	1.00
918	Dept Technology & Support Specialist	1.00	1.00	1.00	1.00
1521	Deputy Clerk to the Board III	1.00	1.00	1.00	1.00
1341	Office Assistant III	2.00	2.00	2.00	2.00
110	Retirement Administrator	1.00	1.00	1.00	1.00
264	Retirement Benefits Supervisor	1.00	1.00	1.00	1.00
410	Retirement Benefits Technician	-	-	5.00	5.00
255	Retirement Manager	1.00	1.00	1.00	1.00
266	Retirement Member Services Technician	5.00	5.00	-	-
373	Senior Accountant	1.00	1.00	1.00	1.00
1390	Senior Accounting Assistant	1.00	1.00	-	-
412	Senior Retirement Benefits Technician	-	-	1.00	1.00
<b>Total</b>		<b>20.00</b>	<b>20.00</b>	<b>20.00</b>	<b>20.00</b>
<b>MARIN COUNTY SHERIFF'S OFFICE</b>					
1404	Accounting Technician	2.00	2.00	2.00	2.00
319	Administrative Assistant III	1.00	1.00	1.00	1.00
318	Administrative Services Associate	2.00	2.00	2.00	2.00
898	Administrative Services Technician	2.00	2.00	2.00	2.00
514	Assistant Communications Dispatch Manager	2.00	2.00	2.00	2.00
131	Chief Deputy Coroner	1.00	1.00	1.00	1.00
899	Chief of Sheriff's Fiscal Services	1.00	1.00	1.00	1.00
906	Communications Dispatch Manager	1.00	1.00	1.00	1.00
1147	Communications Dispatcher	37.00	37.00	37.00	37.00
515	Cook	5.00	5.00	5.00	5.00
509	Coroner Forensic Technician	-	-	1.00	1.00
1486	Coroner Investigator	3.00	3.00	3.00	3.00
719	Crisis Specialist III	0.50	0.50	-	-
719	Deputy Sheriff	154.00	154.00	154.00	154.00

<b>Class #</b>	<b>Position Name</b>	<b>FY 2015- 2016 Final</b>	<b>FY 2016- 2017 Adopted</b>	<b>FY 2016- 2017 Modified</b>	<b>FY 2017- 2018 Proposed</b>
1035	Deputy Sheriff (Fixed)	1.00	1.00	1.00	1.00
1035	Emergency Services Coordinator	2.00	2.00	2.00	2.00
1022	Emergency Services Coordinator (Fixed)	1.00	1.00	1.00	1.00
1502	Emergency Services Manager	1.00	1.00	1.00	1.00
1034	Food & Support Services Manager	1.00	1.00	1.00	1.00
1154	Food Services Supervisor	1.00	1.00	1.00	1.00
1150	Housekeeper	1.00	1.00	1.00	1.00
1417	Legal Process Specialist	9.00	9.00	9.00	9.00
1368	Legal Process Supervisor	1.00	1.00	1.00	1.00
1341	Office Assistant III	1.00	1.00	-	-
1365	Office Specialist	1.00	1.00	1.00	1.00
724	Parking Enforcement Officer II	2.00	2.00	2.00	2.00
697	Program Coordinator	1.00	1.00	1.00	1.00
698	Senior Sheriff Services Assistant	1.00	1.00	1.00	1.00
127	Sheriff - Coroner	1.00	1.00	1.00	1.00
701	Sheriff's Captain	3.00	3.00	3.00	3.00
1358	Sheriff's Legal Processing Manager	1.00	1.00	1.00	1.00
703	Sheriff's Lieutenant	12.00	12.00	10.00	10.00
714	Sheriff's Property & Evidence Clerk	1.00	1.00	1.00	1.00
706	Sheriff's Sergeant	28.00	28.00	28.00	28.00
700	Sheriff's Service Assistant	19.00	19.00	19.00	19.00
905	Supervising Communications Dispatcher	6.00	6.00	6.00	6.00
283	Supervising Technology Systems Specialist	1.00	1.00	1.00	1.00
279	Technology Systems Specialist II	4.00	4.00	4.00	4.00
282	Technology Systems Specialist III	2.00	2.00	2.00	2.00
128	Undersheriff	1.00	1.00	1.00	1.00
	<b>Total</b>	<b>314.50</b>	<b>314.50</b>	<b>312.00</b>	<b>312.00</b>
<b>Grand Total</b>		<b>2,263.73</b>	<b>2,257.40</b>	<b>2,297.39</b>	<b>2,282.77</b>



<b>County Operating Funds</b>	<b>FY 2015-16 Final</b>	<b>FY 2016-17 Adopted</b>	<b>FY 2016-17 Modified</b>	<b>FY 2017-18 Proposed</b>
General Fund	1,276.05	1,274.27	1,260.78	1,262.96
HHS Operating Fund	667.45	652.37	700.71	685.62
Marin County Free Library	103.89	105.54	104.97	104.26
Road Maintenance	45.00	50.00	50.00	50.00
Building Inspection	15.65	16.65	17.65	17.65
Child Support Services	23.62	24.00	24.00	24.00
Environmental Health Services	23.00	23.00	24.00	23.00
Measure A - Parks and Open Space	18.25	22.55	22.55	22.55
MCERA Employees	20.00	20.00	20.00	20.00
Countywide Capital Projects	10.60	10.60	10.75	10.75
HUD Fund	4.00	3.00	3.00	3.00
Realignment - Public Safety	15.00	14.50	15.00	15.00
SB 678 Community Corrections	-	-	2.00	2.00
Juvenile Justice Crime Prevention	4.34	3.34	3.00	3.00
Youth Offenders	-	-	1.00	1.00
Intergovernmental Transfer	1.00	0.50	1.00	1.00
Automated Fingerprint ID	-	1.00	1.00	1.00
Inmate Welfare Fund	1.00	1.20	1.00	1.00
IST Marin.org	1.00	1.00	1.00	1.00
Special Aviation	1.53	1.53	1.53	1.53
Workers' Compensation	1.45	1.45	1.45	1.45
<b>County Operating Funds Total</b>	<b>2,232.83</b>	<b>2,226.50</b>	<b>2,266.39</b>	<b>2,251.77</b>
<b>Open Space District Total</b>	<b>30.90</b>	<b>30.90</b>	<b>31.00</b>	<b>31.00</b>
<b>Grand Total</b>	<b>2,263.73</b>	<b>2,257.40</b>	<b>2,297.39</b>	<b>2,282.77</b>