

# County of Marin

# 2014-2015 Final Budget

Marin County Board of Supervisors

**KATHRIN SEARS**  
PRESIDENT, DISTRICT 3

**SUSAN L. ADAMS**  
SUPERVISOR, DISTRICT 1

**KATIE RICE**  
SUPERVISOR, DISTRICT 2


**STEVE KINSEY**  
SUPERVISOR, DISTRICT 4

**JUDY ARNOLD**  
SUPERVISOR, DISTRICT 5

**MATTHEW H. HYMEL**  
COUNTY ADMINISTRATOR

**ROY GIVEN, CPA**  
DIRECTOR OF FINANCE

Image - Frank Lloyd Wright's Marin County Civic Center, San Rafael, California.



## DEPARTMENT OF FINANCE

Excellent and responsive fiscal leadership.

**Roy Given, C.P.A.**  
**Director of Finance**

**PHONE: (415) 473-6154 FAX: (415) 473-3680**

November 4, 2014

Board of Supervisors  
Marin County Civic Center  
San Rafael, CA 94903

Dear Board Members:

The Final Budget of Marin County for the fiscal year July 1, 2014 through June 30, 2015 that your Board adopted is presented in this document. Your Board adopted this budget following public hearings on June 16 and 18, 2014 with no changes to the Proposed Budget. The FY 2014-2015 Final Budget for county governmental and proprietary funds totals \$580,236,145, which funds 2,101.19 full-time equivalent positions. The FY 2014-2015 Final Budget for special districts totals \$24,911,036.

The County Budget sets forth the operating (how to spend) and financial (how to finance) plan for the provision of services to the citizens of the County by all governmental and proprietary funds of the County, dependent special districts and other agencies whose affairs and finances are under the supervision and control of the Board of Supervisors. Two charts that summarize County financing sources and appropriations follow this letter.

The Final Budget was compiled in accordance with the County Budget Act (Government Code §29000 et seq.) and presented in a format prescribed by the State Controller. The following budgetary information is included.

- All Funds Summary (Schedule 1)
- Governmental Funds Summary (Schedule 2)
- Fund Balance – Governmental Funds (Schedule 3)
- Obligated Fund Balances – By Governmental Funds (Schedule 4)
- Summary of Additional Financing Sources by Source and Fund – Governmental Funds (Schedule 5)
- Detail of Additional Financing Sources by Fund and Account - Governmental Funds (Schedule 6)
- Summary of Financing Uses by Function and Fund - Governmental Funds (Schedule 7)
- Detail of Financing Uses by Function, Activity and Budget Unit - Governmental Funds (Schedule 8)
- Financing Sources and Uses by Budget Unit by Object - Governmental Funds (Schedule 9)
- Road Fund Work Program Statement
- Operation of Internal Service Fund (Schedule 10)
- Operation of Enterprise Fund (Schedule 11)
- Special Districts and Other Agencies Summary – Non Enterprise (Schedule 12)
- Fund Balance – Special Districts and Other Agencies – Non Enterprise (Schedule 13)
- Special Districts and Other Agencies – Non Enterprise Obligated Fund Balances (Schedule 14)
- Special Districts and Other Agencies – Non Enterprise Financing Sources and Uses by Budget Unit by Object (Schedule 15)
- Supplemental Information including Personnel Allocation by Budget Center

We would like to thank the Board for its strong support and leadership in the budget development process. On behalf of all County departments and employees, we look forward to executing the County's FY 2014-2015 spending plan.

Respectfully Submitted,

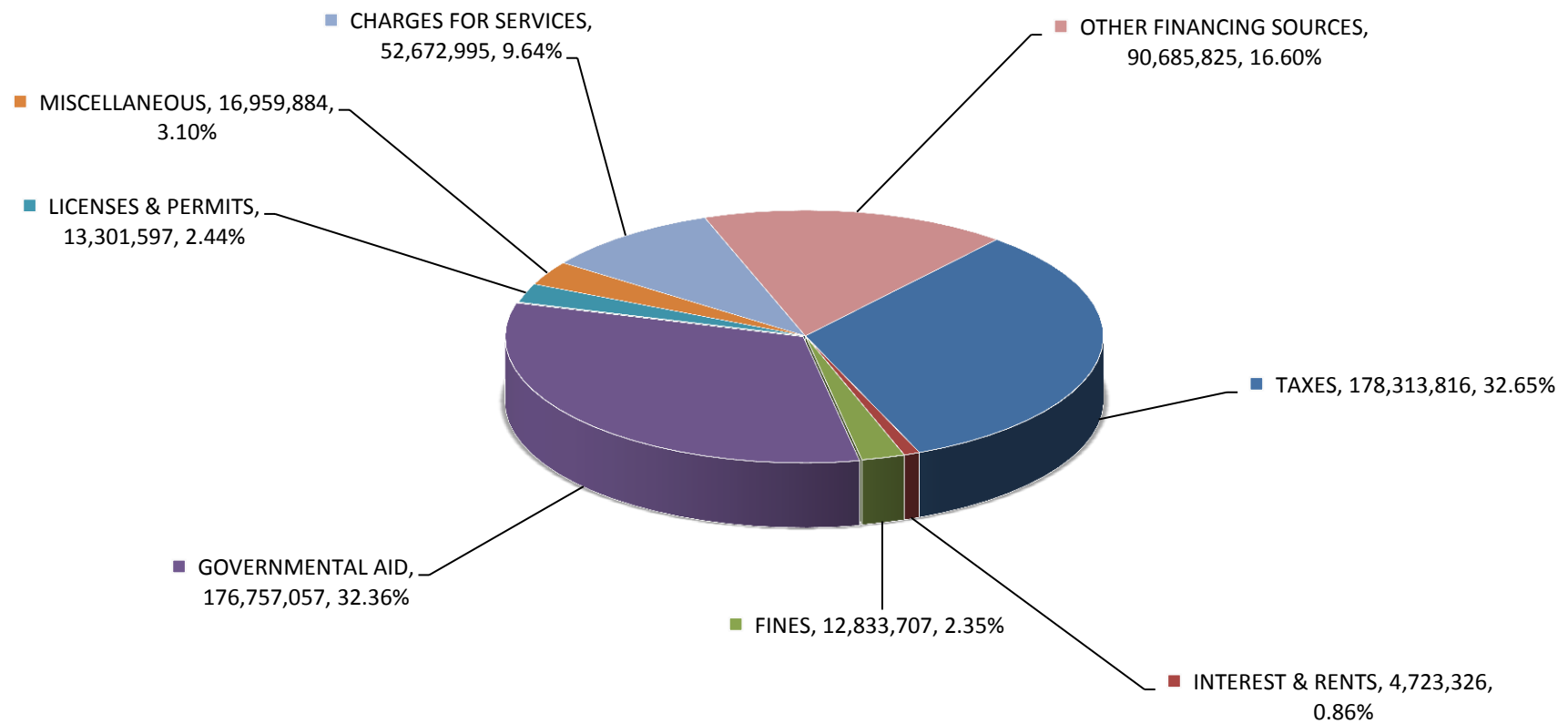
Roy Given  
Director of Finance

Matthew Hymel  
County Administrator



If you are a person with a disability and require information or materials in alternative formats (such as, Braille, large print, audiotape or CD-ROM), or if you require accommodation to participate in a county program, service or activity, please contact department staff at 415-473-6154; Voice/CRS dial 711.

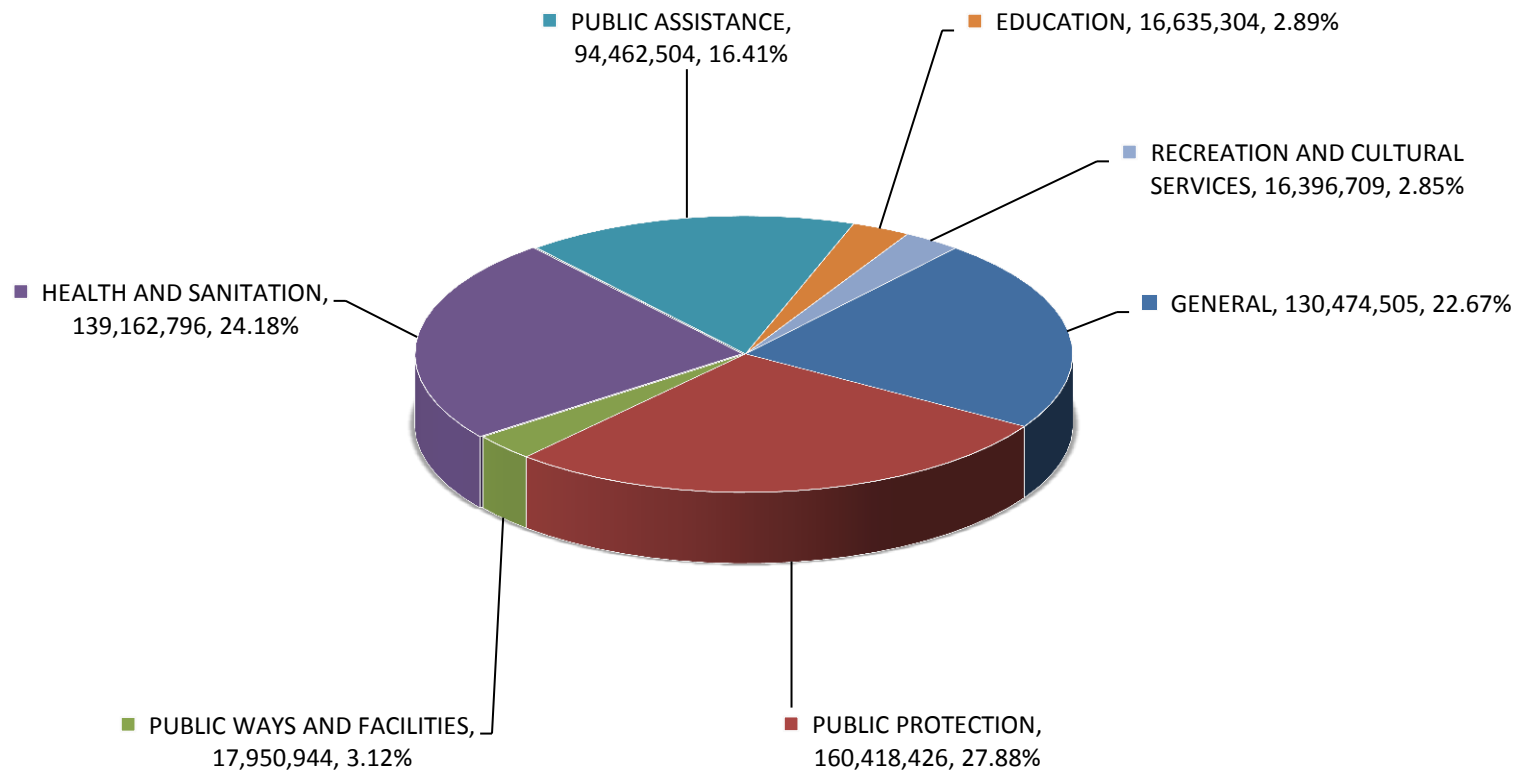
**FY2014-15 ADOPTED BUDGET MEANS OF FINANCING BY MAJOR SOURCES FOR COUNTY GOVERNMENTAL AND PROPRIETARY FUNDS**  
**\$546,248,207**  
**(not including prior year fund balances)**



**FY2014-2015 ADOPTED BUDGET APPROPRIATIONS FOR COUNTY  
GOVERNMENTAL AND PROPRIETARY FUNDS BY MAJOR FUNCTIONS**

**\$ 575,501,188**

**(not including general contingency of \$4,734,957)**



# Table of Contents

---

Budget Letter from the Director of Finance	i
Means of Financing by Major Sources	iii
Appropriations by Major Functions	iv

## County Budget Forms

Schedule 1 - All Funds Summary	1
Schedule 2 - Governmental Funds Summary	2
Schedule 3 - Fund Balance – Governmental Funds	5
Schedule 4 - Obligated Fund Balances – by Governmental Funds	6
Schedule 5 - Summary of Additional Financing Sources by Source and Fund – Governmental Funds	9
Schedule 6 - Detail of Additional Financing Sources by Fund and Account – Governmental Funds	15
Schedule 7 - Summary of Financing Uses by Function and Fund – Governmental Funds	70
Schedule 8 - Detail of Financing Uses by Function, Activity and Budget Unit – Governmental Funds	75
Schedule 9 - Financing Sources and Uses by Budget Unit by Object – Governmental Funds	84
Road Fund Work Program Statement	179

## Proprietary Funds Budget Forms

Schedule 10 - Operation of Internal Service Fund	180
Schedule 11 - Operation of Enterprise Fund	181

## Special District Budget Forms

Schedule 12 - Special Districts and Other Agencies Summary – Non Enterprise	185
Schedule 13 - Fund Balance – Special Districts and Other Agencies – Non Enterprise	188
Schedule 14 - Special Districts and Other Agencies - Non Enterprise Obligated Fund Balances	190
Schedule 15 - Special Districts and Other Agencies - Non Enterprise Financing Sources and Uses by Budget Unit by Object	191

# Table of Contents

---

## Budget Unit Detail

1000	Health and Human Services	84
2000	Child Support Services	93
2200	DA Office	94
2300	Fire Department	97
2400	Probation	99
2500	Public Defender	101
2600	Sheriff	102
3000	County Administrator	106
3050	Elections	108
3100	Assessor-Recorder	109
3200	Department of Finance	112
3300	Board of Supervisors	114
3400	County Counsel	115
3500	Human Resources	117
3600	Information Services	119
3750	Retirement Department	122
3800	Treasurer/Tax Collector	123
3900	Public Administrator	125
4000	Community Development Agency	126
4100	Public Works	135
5000	Agricultural Weights and Measures	156
5100	Farm Advisor/UC Coop Extension	157
5200	Parks	158
5300	Cultural and Visitor Services	159
5400	Marin County Free Library	160
6001	MCOE	161
6102	Marin City CSD	162
6171	Entities Managed by DPW	163

6180	Waste Management JPA	165
6205	Marin County Redevelopment Agency	166
6300	Open Space	167
9000	Non – Departmental	168

## Supplemental Information

Directory of Marin County Officials	234
Trends Relating to Property Taxes	235
County of Marin Personnel Allocation by Department	236

# *County Budget Forms*

---



**County of Marin**  
**All Funds Summary**  
**Fiscal Year 2014 - 15**

Fund Name	Total Financing Sources				Total Financing Uses		
	Fund Balance Available June 30, 2014	Decreases to Obligated Fund Balances	Additional Financing Sources	Total Financing Sources	Financing Uses	Increases to Obligated Fund Balances	Total Financing Uses
1	2	3	4	5	6	7	8
<b>Governmental Funds</b>							
General Funds	28,046,088	0	380,154,880	408,200,968	408,200,968	0	408,200,968
Special Revenue Funds	5,784,611	0	129,582,151	135,366,762	135,366,762	0	135,366,762
Capital Project Funds	0	0	9,807,559	9,807,559	9,807,559	0	9,807,559
Debt Service Funds	0	0	15,936,305	15,936,305	15,936,305	0	15,936,305
<b>Total Governmental Funds</b>	<b>33,830,699</b>	<b>0</b>	<b>535,480,895</b>	<b>569,311,594</b>	<b>569,311,594</b>	<b>0</b>	<b>569,311,594</b>
<b>Other Funds</b>							
Internal Service Funds	0	0	5,000,000	5,000,000	5,000,000	0	5,000,000
Enterprise Funds	157,239	0	5,767,312	5,924,551	5,924,551	0	5,924,551
Special Districts and Other Agencies	2,134,402	0	22,776,634	24,911,036	24,911,036	0	24,911,036
<b>Total Other Funds</b>	<b>2,291,641</b>	<b>0</b>	<b>33,543,946</b>	<b>35,835,587</b>	<b>35,835,587</b>	<b>0</b>	<b>35,835,587</b>
<b>Total All Funds</b>	<b>36,122,340</b>	<b>0</b>	<b>569,024,841</b>	<b>605,147,181</b>	<b>605,147,181</b>	<b>0</b>	<b>605,147,181</b>

**County of Marin**  
**Governmental Funds Summary**  
**Fiscal Year 2014 - 15**

Fund Name	Total Financing Sources				Total Financing Uses		
	Fund Balance Available June 30, 2014	Decreases to Obligated Fund Balances	Additional Financing Sources	Total Financing Sources	Financing Uses	Increases to Obligated Fund Balances	Total Financing Uses
1	2	3	4	5	6	7	8

**General Fund**

10000 General	28,046,088	0	380,154,880	408,200,968	408,200,968	0	408,200,968
<b>Total General Fund</b>	<b>28,046,088</b>	<b>0</b>	<b>380,154,880</b>	<b>408,200,968</b>	<b>408,200,968</b>	<b>0</b>	<b>408,200,968</b>

**Special Revenue Funds**

20100 Road	1,053,606	0	9,510,456	10,564,062	10,564,062	0	10,564,062
20300 Marin County Library	3,432,492	0	14,135,458	17,567,950	17,567,950	0	17,567,950
20400 Fish and Wildlife Commission	0	0	40,000	40,000	40,000	0	40,000
20500 Child Support Services	0	0	3,955,414	3,955,414	3,955,414	0	3,955,414
20800 Building Inspection	0	0	2,613,163	2,613,163	2,613,163	0	2,613,163
20900 Environmental Health Services	119,861	0	3,782,347	3,902,208	3,902,208	0	3,902,208
21003 Electronic Recording Delivery System Fun	0	0	80,516	80,516	80,516	0	80,516
22011 Bioterrorism Fund	0	0	441,689	441,689	441,689	0	441,689
22014 Hospital Preparedness Program - Base Al	0	0	451,227	451,227	451,227	0	451,227
22050 Housing and Urban Development Fund	0	0	2,081,914	2,081,914	2,081,914	0	2,081,914
24590 Measure A Parks, OS & Farmland Preserve	0	0	10,337,291	10,337,291	10,337,291	0	10,337,291
25010 Sheriff - Inmate Welfare	0	0	90,219	90,219	90,219	0	90,219
25022 Tobacco Settlement	0	0	150,000	150,000	150,000	0	150,000
25023 SurveyMonumntPresrvt	0	0	65,000	65,000	65,000	0	65,000
25024 Tidelands Use Fees	0	0	12,858	12,858	12,858	0	12,858
25026 Marin Transport Proj	0	0	6,785	6,785	6,785	0	6,785
25027 Roadway Impact Fees	1,000,000	0	750,000	1,750,000	1,750,000	0	1,750,000
25028 Transport Imprv Fee	0	0	3,000	3,000	3,000	0	3,000
25029 DevelFee-TrfcMitigat	0	0	1,000	1,000	1,000	0	1,000
25030 TrafficTam Comm Plan	0	0	14,500	14,500	14,500	0	14,500
25031 TrafficStrwbryIntcng	0	0	38,407	38,407	38,407	0	38,407
25032 Traffic W S F Drake	0	0	27,962	27,962	27,962	0	27,962

**County of Marin**  
**Governmental Funds Summary**  
**Fiscal Year 2014 - 15**

Fund Name	Total Financing Sources				Total Financing Uses		
	Fund Balance Available June 30, 2014	Decreases to Obligated Fund Balances	Additional Financing Sources	Total Financing Sources	Financing Uses	Increases to Obligated Fund Balances	Total Financing Uses
1	2	3	4	5	6	7	8
25033 Traffic N. GateActiv	0	0	42,077	42,077	42,077	0	42,077
25034 TrafficAthertonAve	0	0	4,738	4,738	4,738	0	4,738
25035 TrafficSeminaryDrain	0	0	3,570	3,570	3,570	0	3,570
25040 Dom.ViolencW&l 18290	0	0	66,000	66,000	66,000	0	66,000
25041 ChildrensTrst AB2994	0	0	23,400	23,400	23,400	0	23,400
25042 SocSvcsRealignment	0	0	8,570,162	8,570,162	8,570,162	0	8,570,162
25043 Hlth SvcsRealignment	0	0	15,559,303	15,559,303	15,559,303	0	15,559,303
25044 Health Program	0	0	1,286,129	1,286,129	1,286,129	0	1,286,129
25045 EmergMedSvcGC76104	0	0	1,134,700	1,134,700	1,134,700	0	1,134,700
25046 MentlHlthRealignment	0	0	10,700,203	10,700,203	10,700,203	0	10,700,203
25047 Mental Health Program	0	0	200,000	200,000	200,000	0	200,000
25048 Medi-Cal ManagedCare	0	0	323,825	323,825	323,825	0	323,825
25049 MntlHlthSvcAct(Pr63)	0	0	8,668,468	8,668,468	8,668,468	0	8,668,468
25050 Alcohol&DrugProgram	0	0	927,507	927,507	927,507	0	927,507
25051 SubstanAbusePrev-Fed	0	0	1,990,443	1,990,443	1,990,443	0	1,990,443
25053 RecrdsModrnznGC27361	178,652	0	276,505	455,157	455,157	0	455,157
25054 MicrogrConvGC27361.4	0	0	51,786	51,786	51,786	0	51,786
25055 VitalsAutomat-SB1535	0	0	11,134	11,134	11,134	0	11,134
25056 SS# Truncation Prog	0	0	74,680	74,680	74,680	0	74,680
25057 DMV VehThftPC9250.14	0	0	100,000	100,000	100,000	0	100,000
25059 Sheriff-CrimePrevent	0	0	15,000	15,000	15,000	0	15,000
25062 Project Independence	0	0	3,000	3,000	3,000	0	3,000
25063 Public Safety Realignment (AB109)	0	0	3,337,534	3,337,534	3,337,534	0	3,337,534
25075 Realignment-Cal WORKs MOE	0	0	6,831,351	6,831,351	6,831,351	0	6,831,351
25076 County Local Revenue Fund 2011	0	0	13,098,570	13,098,570	13,098,570	0	13,098,570
25077 Juvenile Justice Realignment	0	0	1,179,218	1,179,218	1,179,218	0	1,179,218

**County of Marin**  
**Governmental Funds Summary**  
**Fiscal Year 2014 - 15**

Fund Name	Total Financing Sources				Total Financing Uses		
	Fund Balance Available June 30, 2014	Decreases to Obligated Fund Balances	Additional Financing Sources	Total Financing Sources	Financing Uses	Increases to Obligated Fund Balances	Total Financing Uses
1	2	3	4	5	6	7	8
31040 EAST SHORE WASTEWATER MAINTENANCE	0	0	40,112	40,112	40,112	0	40,112
33020 Employees' Retirement Operations	0	0	2,494,739	2,494,739	2,494,739	0	2,494,739
80303 Criminal Justice Fac GC 76101	0	0	540,000	540,000	540,000	0	540,000
80401 Planning - In-lieu Housing	0	0	350,000	350,000	350,000	0	350,000
80553 High Tech Theft Apprehension Grant	0	0	3,078,791	3,078,791	3,078,791	0	3,078,791
80910 Child Car Seat Program - VC27360	0	0	10,000	10,000	10,000	0	10,000
<b>Total Special Revenue Funds</b>	5,784,611	0	129,582,151	135,366,762	135,366,762	0	135,366,762
<b>Capital Project Funds</b>							
27020 Road & Bridge Rehab	0	0	5,000,000	5,000,000	5,000,000	0	5,000,000
27900 Misc Capital Projects	0	0	4,357,559	4,357,559	4,357,559	0	4,357,559
80302 Courthouse Construction GC76100	0	0	450,000	450,000	450,000	0	450,000
<b>Total Capital Project Funds</b>	0	0	9,807,559	9,807,559	9,807,559	0	9,807,559
<b>Debt Service Funds</b>							
28103 2001 COPs	0	0	899,179	899,179	899,179	0	899,179
28104 2010 COP	0	0	4,004,664	4,004,664	4,004,664	0	4,004,664
28301 2003 POBs Debt Service	0	0	8,458,262	8,458,262	8,458,262	0	8,458,262
28600 1915-Marshall #1 E Shore Wastewater AD	0	0	58,200	58,200	58,200	0	58,200
80306 Tobacco Securitization Restricted	0	0	2,516,000	2,516,000	2,516,000	0	2,516,000
<b>Total Debt Service Funds</b>	0	0	15,936,305	15,936,305	15,936,305	0	15,936,305
<b>Total Governmental Funds</b>	33,830,699	0	535,480,895	569,311,594	569,311,594	0	569,311,594

**Appropriations Limit**            **\$ 173,298,834**

**Appropriations Subject to Limit**    **\$ 271,434,762**

**County of Marin**  
**Fund Balance - Governmental Funds**  
**Fiscal Year 2014 - 15**

Fund Name	Total Fund Balance June 30, 2014	Less: Obligated Fund Balances			Fund Balance Available June 30, 2014
		Encumbrances	Nonspendable, Restricted and Committed	Assigned	
1	2	3	4	5	6
<b>General Fund</b>					
10000 General	172,972,639	29,005,877	79,149,926	36,770,748	28,046,088
<b>Total General Fund</b>	<b>172,972,639</b>	<b>29,005,877</b>	<b>79,149,926</b>	<b>36,770,748</b>	<b>28,046,088</b>
<b>Special Revenue Funds</b>					
20100 Road	2,421,193	288,889	25,092	1,053,606	1,053,606
20111 Housing Enabled by Local Partnerships	240,000	0	240,000	0	0
20300 Marin County Library	7,653,292	272,617	0	3,948,183	3,432,492
20800 Building Inspection	66,237	31,470	0	34,767	0
20900 Environmental Health Services	311,378	26,256	45,400	119,861	119,861
22010 Federal Grants	50,531	50,531	0	0	0
22020 State Grants	158,488	158,488	0	0	0
22030 Foundation Grants	77,023	77,023	0	0	0
24590 Measure A Parks, OS & Farmland Preser	3,413,924	923,524	0	2,490,400	0
25027 Roadway Impact Fees	2,000,000	0	0	1,000,000	1,000,000
25049 MntlHlthSvcAct(Pr63)	14,077,594	0	0	14,077,594	0
25053 RecrdsModrnznGC27361	357,304	0	0	178,652	178,652
25060 Zero Waste Pub. Outreach	18,791	18,791	0	0	0
25063 Public Safety Realignment (AB109)	53,974	53,974	0	0	0
25077 Juvenile Justice Realignment	192,471	192,471	0	0	0
27020 Road & Bridge Rehab	3,683,247	3,683,247	0	0	0
27905 Non Motorized Transportation Pilot Prog	108,063	108,063	0	0	0
31040 EAST SHORE WASTEWATER MAINTEN	6,772	6,772	0	0	0
80401 Planning - In-lieu Housing	4,443,711	18,386	4,425,325	0	0
80553 High Tech Theft Apprehension Grant	566	566	0	0	0
81808 Automated Fingerprint ID GC76102	16,440	16,440	0	0	0
<b>Total Special Revenue Funds</b>	<b>39,350,998</b>	<b>5,927,507</b>	<b>4,735,817</b>	<b>22,903,063</b>	<b>5,784,611</b>
<b>Capital Project Funds</b>					
27900 Misc Capital Projects	14,539,580	14,539,580	0	0	0
27906 Sir Francis Drake Blvd Rehab Project	101,122	101,122	0	0	0
27907 1915 East Shore Wastewater Project	100,402	100,402	0	0	0
<b>Total Capital Project Funds</b>	<b>14,741,104</b>	<b>14,741,104</b>	<b>0</b>	<b>0</b>	<b>0</b>
<b>Total Governmental Funds</b>	<b>227,064,741</b>	<b>49,674,489</b>	<b>83,885,743</b>	<b>59,673,811</b>	<b>33,830,699</b>

**County of Marin**  
**Obligated Fund Balances - By Governmental Funds**  
**Fiscal Year 2014 - 15**

Fund Name and Fund Balance Descriptions	Obligated Fund Balances June 30, 2014	Decreases or Cancellations		Increases or New Obligated Fund Balances		Total Obligated Fund Balances for the Budget Year
		Recommended	Adopted by the Board of Supervisors	Recommended	Adopted by the Board of Supervisors	
1	2	3	4	5	6	7
<b>General Fund</b>						
10000 General						
<b>Assigned</b>	36,770,748	0	0	0	0	36,770,748
3121030 Designated for Administrative Designations	6,655,175	0	0	0	0	6,655,175
3121120 Designated for Vehicle Replacement	305,096	0	0	0	0	305,096
3121130 Designated for Radio Replacement	1,557,481	0	0	0	0	1,557,481
3121140 Designated for Electronic Equip	206,908	0	0	0	0	206,908
3121320 Required Use of Fund Balance	28,046,088	0	0	0	0	28,046,088
<b>Committed</b>	77,384,472	0	0	0	0	77,384,472
3121220 Designated for Self Insurance - General Liability	12,320,673	0	0	0	0	12,320,673
3121250 Designated for Misc. One Time Capital Projects	10,915,392	0	0	0	0	10,915,392
3121270 Designation For State Budget	4,803,954	0	0	0	0	4,803,954
3121280 Designation For Contracts	3,000,000	0	0	0	0	3,000,000
3121290 Designation For Community Partnership Projects	2,167,407	0	0	0	0	2,167,407
3121300 Designation For Countywide Projects	1,906,982	0	0	0	0	1,906,982
3121310 Designation For Financial Systems	14,057,369	0	0	0	0	14,057,369
3121340 Restricted for Early Retiree Reinsurance Program	427,001	0	0	0	0	427,001
3121420 Desig for matching funds CC Improvement	1,000,000	0	0	0	0	1,000,000
3121430 Designation for Pension Rate Stabilization Reserve	4,000,000	0	0	0	0	4,000,000
3121900 Economic Uncertainty Reserve	22,785,694	0	0	0	0	22,785,694
<b>Nonspendable</b>	1,765,454	0	0	0	0	1,765,454
3110510 Reserve for Deposits and Advances	1,765,454	0	0	0	0	1,765,454
<b>Total 10000</b>	115,920,674	0	0	0	0	115,920,674
<b>Total General Fund</b>	115,920,674	0	0	0	0	115,920,674
<b>Special Revenue Funds</b>						
20100 Road						
<b>Assigned</b>	1,053,606	0	0	0	0	1,053,606
3121320 Required Use of Fund Balance	1,053,606	0	0	0	0	1,053,606
<b>Committed</b>	25,092	0	0	0	0	25,092
3121900 Economic Uncertainty Reserve	25,092	0	0	0	0	25,092

**County of Marin**  
**Obligated Fund Balances - By Governmental Funds**  
**Fiscal Year 2014 - 15**

Fund Name and Fund Balance Descriptions	Obligated Fund Balances June 30, 2014	Decreases or Cancellations		Increases or New Obligated Fund Balances		Total Obligated Fund Balances for the Budget Year
		Recommended	Adopted by the Board of Supervisors	Recommended	Adopted by the Board of Supervisors	
1	2	3	4	5	6	7
<b>Total 20100</b>	1,078,698	0	0	0	0	1,078,698
<b>20111 Housing Enabled by Local Partnerships</b>						
<b>Nonspendable</b>	240,000	0	0	0	0	240,000
3110515 Reserve for Non-current Loans Receivable	240,000	0	0	0	0	240,000
<b>Total 20111</b>	240,000	0	0	0	0	240,000
<b>20300 Marin County Library</b>						
<b>Assigned</b>	3,948,183	0	0	0	0	3,948,183
3121180 Designated for Library Electronic Databases	5,623	0	0	0	0	5,623
3121190 Designated for Library Automation	149,724	0	0	0	0	149,724
3121230 Designated Library Sinking Fund	360,344	0	0	0	0	360,344
3121320 Required Use of Fund Balance	3,432,492	0	0	0	0	3,432,492
<b>Total 20300</b>	3,948,183	0	0	0	0	3,948,183
<b>20800 Building Inspection</b>						
<b>Assigned</b>	34,767	0	0	0	0	34,767
3121030 Designated for Administrative Designations	34,767	0	0	0	0	34,767
<b>Total 20800</b>	34,767	0	0	0	0	34,767
<b>20900 Environmental Health Services</b>						
<b>Assigned</b>	119,861	0	0	0	0	119,861
3121320 Required Use of Fund Balance	119,861	0	0	0	0	119,861
<b>Nonspendable</b>	45,400	0	0	0	0	45,400
3110810 Reserve For Debt Service	45,400	0	0	0	0	45,400
<b>Total 20900</b>	165,261	0	0	0	0	165,261
<b>24590 Measure A Parks, OS &amp; Farmland Preserve</b>						
<b>Assigned</b>	2,490,400	0	0	0	0	2,490,400
3121030 Designated for Administrative Designations	2,490,400	0	0	0	0	2,490,400

**County of Marin**  
**Obligated Fund Balances - By Governmental Funds**  
**Fiscal Year 2014 - 15**

Fund Name and Fund Balance Descriptions	Obligated Fund Balances June 30, 2014	Decreases or Cancellations		Increases or New Obligated Fund Balances		Total Obligated Fund Balances for the Budget Year
		Recommended	Adopted by the Board of Supervisors	Recommended	Adopted by the Board of Supervisors	
1	2	3	4	5	6	7
<b>Total 24590</b>	2,490,400	0	0	0	0	2,490,400
<b>25027 Roadway Impact Fees</b>						
<b>Assigned</b>	1,000,000	0	0	0	0	1,000,000
3121320 Required Use of Fund Balance	1,000,000	0	0	0	0	1,000,000
<b>Total 25027</b>	1,000,000	0	0	0	0	1,000,000
<b>25049 MntHlthSvcAct(Pr63)</b>						
<b>Assigned</b>	14,077,594	0	0	0	0	14,077,594
3111110 Reserve For Prudent Reserve	2,875,490	0	0	0	0	2,875,490
3121350 Designated For Community Service	6,651,428	0	0	0	0	6,651,428
3121360 Designated For Prevention and Early Intervention	2,386,276	0	0	0	0	2,386,276
3121370 Designated For PEI-Train Tech Assist Cap Bldg-TTAC	85,799	0	0	0	0	85,799
3121400 Designated For Capital & Information Tech-IT	320,701	0	0	0	0	320,701
3121410 Designated For Innovation	1,757,900	0	0	0	0	1,757,900
<b>Total 25049</b>	14,077,594	0	0	0	0	14,077,594
<b>25053 RecrdsModrnznGC27361</b>						
<b>Assigned</b>	178,652	0	0	0	0	178,652
3121320 Required Use of Fund Balance	178,652	0	0	0	0	178,652
<b>Total 25053</b>	178,652	0	0	0	0	178,652
<b>80401 Planning - In-lieu Housing</b>						
<b>Nonspendable</b>	4,425,325	0	0	0	0	4,425,325
3110515 Reserve for Non-current Loans Receivable	4,425,325	0	0	0	0	4,425,325
<b>Total 80401</b>	4,425,325	0	0	0	0	4,425,325
<b>Total Special Revenue Funds</b>	27,638,880	0	0	0	0	27,638,880
<b>Total Governmental Funds:</b>	143,559,554	0	0	0	0	143,559,554



**County of Marin**

**Summary of Additional Financing Sources by Source and Fund  
 Governmental Funds  
 Fiscal Year 2014 - 15**

Description	2012-13 Actual	2013-14 Estimated	2014-15 Recommended	2014-15 Adopted by the Board of Supervisors
1	2	3	4	5
<b>Summarization by Source</b>				
Taxes	174,547,919	193,815,144	178,313,816	178,313,816
Licenses, Permits and Franchises	13,655,371	15,620,970	13,301,597	13,301,597
Fines, Forfeitures, and Penalties	15,606,379	10,240,324	12,833,707	12,833,707
Revenues from Use of Money and Property	2,906,861	3,211,805	2,998,671	2,998,671
Intergovernmental Revenues	181,336,051	201,617,441	176,757,057	176,757,057
Charges for Current Services	51,085,819	55,264,748	50,830,338	50,830,338
Miscellaneous Revenues	15,002,701	10,960,489	11,959,884	11,959,884
Other Financing Sources	100,354,670	91,986,540	88,485,825	88,485,825
Special Items	20,750	21,915	0	0
<b>Total Summarization by Source:</b>	<b>554,516,520</b>	<b>582,739,376</b>	<b>535,480,895</b>	<b>535,480,895</b>

**County of Marin**

**Summary of Additional Financing Sources by Source and Fund (Cont.)  
 Governmental Funds  
 Fiscal Year 2014 - 15**

Description	2012-13 Actual	2013-14 Estimated	2014-15 Recommended	2014-15 Adopted by the Board of Supervisors
1	2	3	4	5

**Summarization by Fund**

10000	General	393,772,340	408,772,964	380,154,880	380,154,880
20050	Local Vital & Health Stat. Fd H&S 103625	908	1,406	0	0
20100	Road	7,699,566	11,761,514	9,510,456	9,510,456
20111	Housing Enabled by Local Partnerships	308,609	1	0	0
20300	Marin County Library	13,742,288	14,659,583	14,135,458	14,135,458
20400	Fish and Wildlife Commission	34,959	33,511	40,000	40,000
20500	Child Support Services	3,704,842	3,720,193	3,955,414	3,955,414
20800	Building Inspection	2,830,509	3,498,287	2,613,163	2,613,163
20900	Environmental Health Services	3,557,198	4,299,174	3,782,347	3,782,347
21003	Electronic Recording Delivery System Fun	97,370	63,778	80,516	80,516
21100	Fishnet 4C	77,012	152	0	0
22010	Federal Grants	740,254	492,461	0	0
22011	Bioterrorism Fund	621,199	428,792	441,689	441,689
22012	DOJ Equitable Sharing Program Fund	39,823	45,244	0	0
22014	Hospital Preparedness Program - Base Al	226,707	338,962	451,227	451,227
22015	Centers for Disease Control - H1N1	0	0	0	0
22020	State Grants	1,124,958	754,696	0	0
22030	Foundation Grants	335,641	449,590	0	0
22050	Housing and Urban Development Fund	1,914,027	2,008,607	2,081,914	2,081,914
22060	Public Protection Grants	0	372,167	0	0
24560	Restricted Affordable Housing Fund	2,764	2,093	0	0
24590	Measure A Parks, OS & Farmland Preserve	7	14,463,974	10,337,291	10,337,291
25010	Sheriff - Inmate Welfare	162,454	208,253	90,219	90,219
25020	Juvenile Inmate Welfare	0	0	0	0
25021	PropTxAdminR&T95.35	0	0	0	0
25022	Tobacco Settlement	149,632	114,515	150,000	150,000
25023	SurveyMonumntPresrvt	43,800	45,084	65,000	65,000
25024	Tidelands Use Fees	31,158	10,140	12,858	12,858
25026	Marin Transport Proj	392	344	6,785	6,785
25027	Roadway Impact Fees	711,187	983,386	750,000	750,000
25028	Transport Imprv Fee	300	263	3,000	3,000
25029	DevelFee-TrfcMitigat	4	4	1,000	1,000

**County of Marin**  
**Summary of Additional Financing Sources by Source and Fund (Cont.)**  
**Governmental Funds**  
**Fiscal Year 2014 - 15**

Description	2012-13 Actual	2013-14 Estimated	2014-15 Recommended	2014-15 Adopted by the Board of Supervisors
1	2	3	4	5

**Summarization by Fund**

25030	TrafficTam Comm Plan	94,620	115	14,500	14,500
25031	TrafficStrwbryIntcng	89,215	43,560	38,407	38,407
25032	Traffic W S F Drake	120	24,749	27,962	27,962
25033	Traffic N. GateActiv	430	376	42,077	42,077
25034	TrafficAthertonAve	505	442	4,738	4,738
25035	TrafficSeminaryDrain	0	0	3,570	3,570
25036	Woodacre Creek	6	3	0	0
25038	BASWMAA-RegAdCampagn	0	0	0	0
25039	Youth Pilot Program	518	0	0	0
25040	Dom.ViolencW&I 18290	47,562	66,420	66,000	66,000
25041	ChildrensTrst AB2994	41,444	41,277	23,400	23,400
25042	SocSvcRealignment	8,116,315	8,603,953	8,570,162	8,570,162
25043	Hlth SvcsRealignment	13,474,389	11,463,302	15,559,303	15,559,303
25044	Health Program	2,125,677	1,024,912	1,286,129	1,286,129
25045	EmergMedSvcGC76104	896,552	839,052	1,134,700	1,134,700
25046	MentlHlthRealignment	11,544,494	11,607,347	10,700,203	10,700,203
25047	Mental Health Program	4,906	3,745	200,000	200,000
25048	Medi-Cal ManagedCare	5,244	1,810	323,825	323,825
25049	MntlHlthSvcAct(Pr63)	9,033,519	7,025,966	8,668,468	8,668,468
25050	Alcohol&DrugProgram	-130	-124	927,507	927,507
25051	SubstanAbusePrev-Fed	1,827,968	1,263,079	1,990,443	1,990,443
25052	SubAbPr36-H&S11999.6	29	8	0	0
25053	RecrdsModrnznGC27361	488,032	290,241	276,505	276,505
25054	MicrogrConvGC27361.4	97,735	64,071	51,786	51,786
25055	VitalsAutomat-SB1535	13,716	17,604	11,134	11,134
25056	SS# Truncation Prog	97,190	63,574	74,680	74,680
25057	DMV VehThftPC9250.14	116,904	119,974	100,000	100,000
25058	SupLocLawEnfr(COPS)	594,057	533,825	0	0
25059	Sheriff-CrimePrevent	55,113	12,614	15,000	15,000
25060	Zero Waste Pub. Outreach	83,495	83,540	0	0
25061	Refuse Truck Rd. Impact	71,340	198,961	0	0
25062	Project Independence	38	-19	3,000	3,000

**County of Marin**

**Summary of Additional Financing Sources by Source and Fund (Cont.)  
 Governmental Funds  
 Fiscal Year 2014 - 15**

Description	2012-13 Actual	2013-14 Estimated	2014-15 Recommended	2014-15 Adopted by the Board of Supervisors
1	2	3	4	5

**Summarization by Fund**

25063	Public Safety Realignment (AB109)	3,345,334	3,483,647	3,337,534	3,337,534
25064	Realignment-Adoption Assistance	161,402	0	0	0
25065	Realignment-Adoptions Admin.	56,381	0	0	0
25066	Realignment-Adult Drug Court	17,236	0	0	0
25067	Realignment-Adult Protective Services	73,157	0	0	0
25068	Realignment-Child Abuse Prevention (CAPI	17,033	0	0	0
25069	Realignment-Child Welfare Services	331,808	0	0	0
25070	Realignment-Drug Medi-Cal	54,254	0	0	0
25071	Realignment-Non Drug Medi-Cal	50,391	0	0	0
25072	Realignment-State Foster Care Admin	8,238	0	0	0
25073	Realignment-State Foster Care Assistance	224,639	0	0	0
25074	Realignment-Women & Child Residential Tr	80,705	0	0	0
25075	Realignment-Cal WORKs MOE	5,974,054	5,916,863	6,831,351	6,831,351
25076	County Local Revenue Fund 2011	11,838,120	18,579,740	13,098,570	13,098,570
25077	Juvenile Justice Realignment	780,719	1,917,508	1,179,218	1,179,218
27020	Road & Bridge Rehab	6,389,941	9,614,775	5,000,000	5,000,000
27900	Misc Capital Projects	17,486,833	7,840,597	4,357,559	4,357,559
27905	Non Motorized Transportation Pilot Prog	1,731,894	719,518	0	0
27906	Sir Francis Drake Blvd Rehab Project	2,510,028	3,125,587	0	0
27907	1915 East Shore Wastewater Project	0	0	0	0
28103	2001 COPs	887,757	886,032	899,179	899,179
28104	2010 COP	3,984,634	3,983,766	4,004,664	4,004,664
28301	2003 POBs Debt Service	7,159,308	7,678,509	8,458,262	8,458,262
28600	1915-Marshall #1 E Shore Wastewater AD	59,005	71,537	58,200	58,200
31040	EAST SHORE WASTEWATER MAINTENANCE FUND	42,888	43,218	40,112	40,112
33020	Employees' Retirement Operations	3,417,750	2,204,901	2,494,739	2,494,739
34430	Point Reyes Station Visitors Facility Tr	7	6	0	0
70072	Waste Mgmt JPA-West Marin	115	101	0	0
80107	Capital Leases	87	76	0	0
80301	Dispute Resolution BP470.3	20	36,090	0	0
80302	Courthouse Construction GC76100	411,434	404,774	450,000	450,000
80303	Criminal Justice Fac GC 76101	486,571	475,258	540,000	540,000

**County of Marin**

**Summary of Additional Financing Sources by Source and Fund (Cont.)  
 Governmental Funds  
 Fiscal Year 2014 - 15**

Description	2012-13 Actual	2013-14 Estimated	2014-15 Recommended	2014-15 Adopted by the Board of Supervisors
1	2	3	4	5

**Summarization by Fund**

80306	Tobacco Securitization Restricted	3,537,946	2,350,419	2,516,000	2,516,000
80307	Marin Wildlife Grants	89	78	0	0
80401	Planning - In-lieu Housing	815,347	638,031	350,000	350,000
80402	Planning - In-lieu Parks	288	253	0	0
80404	Final Map & Plan Check Fees	324	284	0	0
80406	Planning Misc	0	-49	0	0
80552	Real Estate Fraud GC27388	176,450	98,128	0	0
80553	High Tech Theft Apprehension Grant	1,217,576	1,291,223	3,078,791	3,078,791
80703	Transit Ticket Sales	9	8	0	0
80704	Off-Highway License Fees VC42204	35	31	0	0
80807	Welfare Program	187	164	0	0
80906	Vital Statistics Improvements -SB1535	35,643	34,991	0	0
80908	Andrea Fox Fund	25	22	0	0
80910	Child Car Seat Program - VC27360	6,177	4,093	10,000	10,000
80911	"Baby Jane" Child Welfare Donations	10	0	0	0
80912	Federal DOJ Grant-MAWS	62	54	0	0
80953	State - POST - Death Certs - H&S103680	2,167	2,189	0	0
81201	County Library Trust	463	405	0	0
81202	Bolinas Library Trust	16	14	0	0
81203	Corte Madera Library - A. Cello Fund	496	434	0	0
81204	California Room Trust	2,946	39,512	0	0
81205	Stinson Beach Library Trust	31	1,228	0	0
81301	Special Circumstances PC987.9	150	132	0	0
81501	Juvenile Justice Crime Prevention	51	45	0	0
81801	Sheriff-Writ Fees GC26746	44,290	52,184	0	0
81804	Automated Warrants VC40508.5	5	4	0	0
81808	Automated Fingerprint ID GC76102	235,834	319,107	0	0
81809	Local Law Enforcement Block Grant	192	159	0	0
81811	Sheriff-Fees GC26731-Admin	1	1	0	0
81813	COPE Asset Forfeiture Trus	20	17	0	0
82001	Wts & Meas Qnty Control Purchases	6,824	11	0	0
82301	Miller Park Boat Launch Fees	72	63	0	0

**County of Marin**

**Summary of Additional Financing Sources by Source and Fund (Cont.)  
 Governmental Funds  
 Fiscal Year 2014 - 15**

Description	2012-13 Actual	2013-14 Estimated	2014-15 Recommended	2014-15 Adopted by the Board of Supervisors
1	2	3	4	5

**Summarization by Fund**

82302	Black Point Boat Launch Fees	43	38	0	0
82303	McInnis Park Golf Deposit	0	0	0	0
82305	Stafford Lake Trust	99	86	0	0
<b>Total Summarization by Fund:</b>		<b>554,516,520</b>	<b>582,739,376</b>	<b>535,480,895</b>	<b>535,480,895</b>

**County of Marin**  
**Detail of Additional Financing Sources by Fund and Account**  
**Governmental Funds**  
**Fiscal Year 2014 - 15**

Fund Name	Financing Source Category	Financing Source Account	2012-13 Actual	2013-14 Estimated	2014-15 Recommended	2014-15 Adopted by the Board of Supervisors
1	2	3	4	5	6	7

**General Fund**

**10000 General**

**Taxes**

4110110	Prop Taxes- Current Secured		96,462,755	100,858,321	104,129,760	104,129,760
4110115	Prop Taxes - Unitary		1,213,436	1,155,553	1,100,000	1,100,000
4110120	Prop Taxes - Current Unsecured		469,804	2,164,417	2,455,200	2,455,200
4110125	Prop Taxes - Unsecured Aircraft		222,434	200,499	200,000	200,000
4110140	Prop Taxes - Excess ERAF		31,715,506	32,795,580	25,400,000	25,400,000
4110145	Prop Tax # Prior Year ERAF/Reverse ERAF		0	7,934,246	0	0
4110210	Prop Taxes # Supplemental - Current Year Secured		1,786,596	2,922,811	1,500,000	1,500,000
4110215	Prop Taxes - Supplemental Unsec		9,931	66,923	20,000	20,000
4110225	Prop Taxes # Redemptions		101,878	69,338	105,000	105,000
4110410	Prop Tax - VLF Swap # Property Tax In Lieu of VLF		24,773,439	25,720,142	25,000,000	25,000,000
4110510	Prop Tax - Prior Unsecured		96,938	82,335	100,000	100,000
4120110	Other Taxes - Sales and Use Taxes		2,913,861	2,897,357	3,000,000	3,000,000
4120130	Other Tax - 1/4% Transportation Sales Tax		55,077	58,494	55,000	55,000
4120210	Other Tax-Triple Flip-InLieu Local Sale/UseTax Rev		912,558	1,070,357	990,000	990,000
4120310	Other Taxes - Property Transfer Tax		3,047,798	3,880,513	3,000,000	3,000,000
4120410	Other Taxes - Transient Occupancy Tax		2,243,843	2,650,777	2,425,000	2,425,000
4850110	Other Govt Agencies-Residual RPTTF (ABX126)		328,807	161,275	0	0

**Total: Taxes**

166,354,663      184,688,940      169,479,960      169,479,960

**Licenses, Permits & Franchises**

4210110	Licenses - Dog Licenses		329,833	302,082	290,000	290,000
4210211	Licenses - W&M Scanner Fees		144,445	131,825	134,600	134,600
4210212	Licenses - W&M Device Fees		122,078	127,952	119,400	119,400
4210215	Licenses - Pesticide Licensing		6,935	7,480	5,000	5,000
4210225	Licenses - Business License Fee Unincorporated		752,065	970,702	850,000	850,000
4210235	Licenses - Business License and Fees Cable TV		1,182,671	1,033,021	1,050,000	1,050,000
4210240	Licenses - Business License Fee SB 1186/GC4467		29	297	0	0

**County of Marin**  
**Detail of Additional Financing Sources by Fund and Account**  
**Governmental Funds**  
**Fiscal Year 2014 - 15**

Fund Name	Financing Source Category	Financing Source Account	2012-13 Actual	2013-14 Estimated	2014-15 Recommended	2014-15 Adopted by the Board of Supervisors
1	2	3	4	5	6	7
4220110	Permits - Inspection Fees		6	33,910	7,000	7,000
4220115	Permits - Building Plan Review		46,278	61,464	17,500	17,500
4220120	Permits - Construction Permits		287,458	339,832	290,000	290,000
4220125	Permits - Sustainability Review		48,233	53,030	55,900	55,900
4220130	Permits - General Plan Maintenance		292,054	369,813	345,070	345,070
4220135	Permits - Special Planning Services		6,500	7,140	0	0
4220210	Permits - Road and Street Service Encroachments		312,629	238,832	200,000	200,000
4220310	Permits - Development Review Fees - Planning		512,252	507,699	510,000	510,000
4220445	Permits - Septic Tanks - Permits		2,950	0	0	0
4220450	Permits - Underground Storage - Permits		747,030	764,980	800,000	800,000
4220611	Other Permits-Medical Marijuana Card		28,589	23,165	15,000	15,000
4230110	Franchises		1,462,100	1,561,034	1,462,968	1,462,968
4240110	Roadway Impact Fee		0	0	0	0
4240130	Zero Waste Program Fees		0	0	0	0
4240140	MOCA Organic Fees		94,286	93,992	90,000	90,000
4710648	Misc Rev Affordable Housing Impact Fees		0	5,345	0	0
<b>Total: Licenses, Permits &amp; Franchises</b>			<b>6,378,421</b>	<b>6,633,594</b>	<b>6,242,438</b>	<b>6,242,438</b>
<b>Fines, Forfeitures, and Penalties</b>						
4310110	Fines - Statham Vehicle Code Violations		65,556	34,764	38,880	38,880
4310115	Alcohol & Drug Related Offenses		18,340	10,929	12,000	12,000
4310120	Fines - Parking Bail		160,969	276,442	179,545	179,545
4310130	Fines - Delinquent Vehicle Fines		1,084,420	1,091,282	1,182,529	1,182,529
4310220	Fines - Car Seat Program Revenue		8,999	0	0	0
4310230	Fines - Other Court Fines Superior		250	250	50,000	50,000
4310235	Fines-Courthouse Construction Fund		52,076	58,154	0	0
4310245	Fines - Probation Court Fines		3,615	3,930	80,002	80,002
4310250	Fines - Traffic Violator School		61,770	36,130	0	0
4310255	Fines - County Base Fines/Forfeitures		881,639	1,010,377	1,362,117	1,362,117
4310270	Fines - Fines and Investigative Cost Received		8,240	20,069	9,000	9,000



**County of Marin**  
**Detail of Additional Financing Sources by Fund and Account**  
**Governmental Funds**  
**Fiscal Year 2014 - 15**

Fund Name	Financing Source Category	Financing Source Account	2012-13 Actual	2013-14 Estimated	2014-15 Recommended	2014-15 Adopted by the Board of Supervisors
1	2	3	4	5	6	7
4310275	Fines collected for disabled parking infractions		1,846	0	0	0
4310303	Fines - Enforcement Cost Recovery		22,730	26,530	50,000	50,000
4320115	Forfeit and Penalties - Redemptions Penalties		13,640	10,250	20,000	20,000
4320120	Forfeit and Penalties - TVS Balance of Fee		487,926	416,056	0	0
4320210	Forfeit and Penalties - Prop Tax Penalties and Cst		6,989,655	5,144,213	5,000,000	5,000,000
4710215	Misc Rev - Consumer Protection Penalties		475,123	443,706	950,316	950,316
4710642	Misc Rev # Other		4,304,755	542,158	330,379	330,379
<b>Total: Fines, Forfeitures, and Penalties</b>			<b>14,641,550</b>	<b>9,125,239</b>	<b>9,264,768</b>	<b>9,264,768</b>
<b>Revenues From Use of Money and Property</b>						
4410110	Rev fr Use of Money and Prop - Interest Income		2,564	1,447	40,100	40,100
4410125	Rev fr Use of Mny Prop - Int On Pooled Invstmnt		154,797	62,294	100,000	100,000
4410127	Rev fr Use of Money & Prop # ERAF Interest		23,967	333,456	20,000	20,000
4410160	Rev fr Use of Money and Prop # Int Inc. Notes Re		2,344	972	0	0
4410210	Rev fr Use of Money and Prop - Equipment Rental		87,457	91,219	90,000	90,000
4410215	Rev fr Use of Mny and Prop - Rent and Conces Prop		13,486	14,596	25,158	25,158
4410220	Rev fr Use of Mny and Prop - Vendor Machines		2,654	1,482	11,833	11,833
4410225	Rev fr Use of Mny and Prop - Bldgs and Grounds Rnt		1,253,797	1,275,155	1,274,000	1,274,000
4410235	Rev fr Use of Money and Prop - Rent of Building		975,257	820,144	856,230	856,230
4410240	Rev fr Use of Money and Prop - Film & Spc Events		73,909	78,721	42,700	42,700
4410410	Rev fr Use of Money and Prop - Sales and Services		1,239	3,403	0	0
4410435	Rev fr Use of Money and Prop - Ticket Surcharge		0	227,865	314,000	314,000
4410445	Rev fr Use of Mny and Prop - Admisssions to Ground		0	0	0	0
4410455	Rev fr Use of Money and Prop - Food Concessions		15,361	28,244	17,000	17,000
<b>Total: Revenues From Use of Money and Property</b>			<b>2,606,832</b>	<b>2,938,997</b>	<b>2,791,021</b>	<b>2,791,021</b>
<b>Intergovernmental Revenues</b>						
4510310	State - Realignment - Vehicle License Fees		112,056	92,741	100,000	100,000
4510410	State - In Lieu Of Prop Tax - Caltrans		10,106	11,057	10,000	10,000
4510515	State - Food Stamp - Empl and Training		81,893	138,607	96,000	96,000
4510520	State - Licensing		62,097	114,779	53,000	53,000

**County of Marin**  
**Detail of Additional Financing Sources by Fund and Account**  
**Governmental Funds**  
**Fiscal Year 2014 - 15**

Fund Name	Financing Source Category	Financing Source Account	2012-13 Actual	2013-14 Estimated	2014-15 Recommended	2014-15 Adopted by the Board of Supervisors
1	2	3	4	5	6	7
4510525	State - County Medical Services Program		1,357,244	1,192,740	1,251,937	1,251,937
4510530	State - CSBG - Health Related		97,358	34,727	100,000	100,000
4510535	State - In Home Support Services		2,999,400	2,641,433	1,143,376	1,143,376
4510550	State - Food Stamps Admin State		2,498,721	3,122,286	2,770,954	2,770,954
4510555	State - CAL WORKs		6,317,879	6,975,785	5,467,142	5,467,142
4510560	State - CAL WORKs Substance Abuse		0	7,742	65,796	65,796
4510565	State # Cal WORKs Mental Health Treatment		0	0	10,469	10,469
4510570	State # IHSS Fraud		0	0	0	0
4510610	State - Comprehensive Emergency Svcs Child - State		6,308	0	75,000	75,000
4510611	State - Foster Care - State		(117,354)	(89,793)	0	0
4510612	State - Adoption State		(86,577)	3,189	0	0
4510613	State - Child Welfare Services - Health Related		0	313,089	562,400	562,400
4510614	State - In Home Support Svcs - PCSP		0	0	0	0
4510615	State - Adoption Administration - State		4,907	0	0	0
4510616	State - Foster Parent Training and Recruitment		0	0	5,000	5,000
4510617	State - Foster Care		0	(225)	600	600
4510619	State - Supportive and Therapeutic Opts Prog-STOP		0	0	38,834	38,834
4510620	State # IHSS # Residual Waiver		0	0	256,000	256,000
4510621	State - Child Welfare Services		1,115,405	1,720,518	0	0
4510623	State - County Services Block Grant		94,341	0	0	0
4510624	State # IHSS Public Authority		372,599	890,646	752,233	752,233
4510625	State - Adult Protective Services		0	1,971	0	0
4510626	State - Transitional Housing Program Plus		0	0	326,618	326,618
4510710	State - Realignment - Sales Tax		1,114,253	0	245,448	245,448
4510810	State - Pesticide Enforcement		119,433	122,366	112,600	112,600
4510815	State - So.West Border Prosecution Initiative		0	0	90,089	90,089
4510820	State - Agriculture Gas Tax		521,665	546,254	453,500	453,500
4510830	State - Medical Administration Act (MAA)		32,000	0	290,886	290,886
4510840	State - Weights and Measures		5,559	4,674	4,725	4,725

**County of Marin**  
**Detail of Additional Financing Sources by Fund and Account**  
**Governmental Funds**  
**Fiscal Year 2014 - 15**

Fund Name	Financing Source Category	Financing Source Account	2012-13 Actual	2013-14 Estimated	2014-15 Recommended	2014-15 Adopted by the Board of Supervisors
1	2	3	4	5	6	7
4511210	State # Homeowners Prop Tax Relief (HOPTR)		673,359	667,728	625,000	625,000
4511310	State - Mandated Costs		111,544	177,929	38,000	38,000
4511510	State - Dept.of Education Child Care		66,463	67,909	108,059	108,059
4511520	State - Cal WORKs Stage 1 Childcare		1,495,519	1,632,538	2,300,000	2,300,000
4511610	State - Peace Officer Training		191,606	164,429	606,219	606,219
4511810	State - Proposition 172 Public Safety Sales Tax		21,605,517	22,279,879	22,465,498	22,465,498
4511820	State - Realignment - Public Safety AB 109 CCP		30,844	116,030	46,750	46,750
4511935	State-DA/PD (SB1020)		0	18,862	0	0
4520110	State - Prop. 63 Mental Health Initiative		0	0	188,535	188,535
4520160	State # Dept. of Rehabilitation		46,370	45,531	63,092	63,092
4520170	State - EPSDT		(537,877)	424,189	197,075	197,075
4520180	State - SAMHSA		398,000	370,781	348,757	348,757
4520310	State # Parolee Services Network		147,480	129,935	127,323	127,323
4520315	State - Drug State		(1,175)	0	0	0
4520330	State # Administrative Office of the Courts		20,375	20,170	16,000	16,000
4520410	State - CA Child Svcs Therapy, Diagnos & Treat		606,686	602,318	354,152	354,152
4520610	State - Maternal and Child Health		209,495	216,550	251,436	251,436
4520710	State - Tuberculosis Control		58,528	57,310	46,005	46,005
4520715	State - State Office of AIDS Subvention		281,590	216,616	115,065	115,065
4520720	State - Child Health Disability Prevention SB 620		345,146	395,490	451,583	451,583
4520725	State - FPACT Family Planning		71,676	31,096	49,014	49,014
4520730	State - CA Children's Services Admin State		105,221	63,744	164,957	164,957
4520750	State - Ryan White		582,164	460,280	595,313	595,313
4520770	State # Child Lead Poisoning Prevention Program		60,572	62,958	99,212	99,212
4530110	State -Citizen Option for Public Safet (COPS)		320,535	82,673	12,537	12,537
4530310	State - Aid Veterans Affairs		31,285	61,355	29,389	29,389
4530410	State - Agency on Aging		50,557	74,378	72,789	72,789
4530510	State - Medi-Cal Program Administration		6,100,427	9,463,292	7,041,297	7,041,297
4530511	State - Abandoned Vehicle		28,830	0	72,690	72,690

**County of Marin**  
**Detail of Additional Financing Sources by Fund and Account**  
**Governmental Funds**  
**Fiscal Year 2014 - 15**

Fund Name	Financing Source Category	Financing Source Account	2012-13 Actual	2013-14 Estimated	2014-15 Recommended	2014-15 Adopted by the Board of Supervisors
1	2	3	4	5	6	7
4530520	State - Miscellaneous State Contribution		1,811,118	1,056,209	1,556,530	1,556,530
4530522	State - Individuals with Disabilities Ed Act -IDEA		285,440	0	0	0
4530526	State - Proposition 1B		0	0	0	0
4530527	State - Grant		3,898,254	4,445,164	1,690,932	1,690,932
4530529	State - Agriculture Aid		0	0	157,600	157,600
4530530	State - Tobacco (Prop 10)		144,756	145,000	145,000	145,000
4530531	Storm Damage Revenue (State)		27,931	135,439	0	0
4530547	State Local Assist Small County Law Enforcement		0	0	120,000	120,000
4540110	Federal - Adult Program		397,292	295,599	348,391	348,391
4540111	Federal - Licensing		99,994	77,484	69,800	69,800
4540112	Federal - Adoptions		976,827	745,066	1,075,157	1,075,157
4540113	Federal - Promoting Safe and Stable Families		124,240	98,760	119,444	119,444
4540114	Federal - Foster Care Admin		684,746	508,082	701,738	701,738
4540115	Federal - Independent Living Skills Program		110,287	82,582	212,400	212,400
4540116	Federal - Child Welfare Services		2,940,631	2,501,334	2,046,007	2,046,007
4540117	Federal - FS Admin.		3,136,155	3,780,493	3,030,788	3,030,788
4540118	Federal - In Home Support Services		775,216	1,681,504	1,345,805	1,345,805
4540120	Federal # APS/CSBG-HR		549,208	360,716	392,772	392,772
4540121	Federal # IHSS Fraud		48,468	0	0	0
4540211	Federal - Emergency Assistance - Foster Care		55,837	159,855	136,900	136,900
4540212	Federal - IHSS Public Authority Revenue		888,019	879,581	1,051,154	1,051,154
4540215	Federal - Refugee Assistance		13,714	78,949	15,000	15,000
4540216	Federal - Titl IV-E FosterCare & AdoptAssistPrg		588,187	401,649	601,349	601,349
4540217	Federal - Cal WORKs Assistance		(49,859)	814,885	0	0
4540218	Federal - Substance Abuse Prevention and Treatment		0	0	0	0
4540315	Federal - Medi-Cal Drug Federal 13.714		257,377	286,840	219,544	219,544
4540325	Federal - Med Admin Activites/Trgted Case Mgmt-CBO		(18,115)	0	0	0
4540350	Fed # CMSP Path 2 Health		21,519	13,914	0	0
4540355	Fed-PartnershpHealth		2,249,496	85,526	0	0

**County of Marin**  
**Detail of Additional Financing Sources by Fund and Account**  
**Governmental Funds**  
**Fiscal Year 2014 - 15**

Fund Name	Financing Source Category	Financing Source Account	2012-13 Actual	2013-14 Estimated	2014-15 Recommended	2014-15 Adopted by the Board of Supervisors
1	2	3	4	5	6	7
4540510	Federal - In Lieu Of Prop Tax - Fed/Natl Park Svcs		189,559	205,199	184,000	184,000
4550110	Federal - Displaced Worker		549,365	634,897	495,471	495,471
4550115	Federal - Youth Programs		190,029	216,807	211,507	211,507
4550120	Federal - Rapid Response		248,815	98,926	204,353	204,353
4550510	Federal - AAA Title V Senior Comm Srvc Empl Prog		97,663	66,299	97,670	97,670
4550515	Federal - Agency on Aging		932,996	949,374	951,922	951,922
4550710	Federal - Refugee Administration		12,261	4,706	19,500	19,500
4550725	Federal - Reimb for Healthy Families Program		258,368	16,240	207,114	207,114
4550755	Federal - Grant		6,738,421	3,005,102	319,793	319,793
4550760	Federal - Medi-Cal		6,144,320	7,714,362	7,717,796	7,717,796
4550765	Federal # Federal Miscellaneous Contribution		11,567	10,343	0	0
4550766	Storm Damage Revenue (Federal)		95,059	0	0	0
4550769	Fed # WIC Supplemental Nutrition Program		1,002,482	1,115,966	1,200,000	1,200,000
4550770	Federal # Denti-Cal		53,376	64,983	49,922	49,922
4550771	Federal # FMAP Stimulus		6,492	0	0	0
4570110	Other Govt Agencies - Oth Ctys/CntysMiscRefnd\Reim		258,593	288,969	0	0
4570115	Other Govt Agencies - Other Grant Revenue		0	84,728	10,000	10,000
4570120	Other Govt Agencies - Local Grant Revenue		1,149,526	735,506	0	0
4570210	Other Govt Agenc-Ham RDA Pass Thru-Tax Increment		274,455	191,384	210,000	210,000
4570215	Other Govt Agenc-Novato DntownRDA PassThru-TaxIncr		197,262	773,669	150,000	150,000
4570220	Other Govt Agencies#Novato Hamilton RDA Mitigation		227,227	109,731	105,000	105,000
4570228	Other Govt Agencies # SRRDA PreAB1290 Pass Through		3,402,154	1,630,830	1,880,000	1,880,000
4810432	Local Grant		69,855	18,246	0	0
4810433	Other Grant		(107)	7,150	0	0
<b>Total: Intergovernmental Revenues</b>			<b>91,946,504</b>	<b>92,326,600</b>	<b>79,818,713</b>	<b>79,818,713</b>
<b>Charges for Current Services</b>						
4120610	Special Benefit Tax/Assessment - Prop Tax		16,597	7,600	0	0
4120611	Contra Revenue # Admin Fee Special Taxes & Fees		(4)	(4)	0	0
4610110	Chrgs for Cur Svcs - SB2557 Prop Tax Admin Chrgs		1,907,544	2,393,626	2,357,294	2,357,294

**County of Marin**

**Detail of Additional Financing Sources by Fund and Account  
Governmental Funds  
Fiscal Year 2014 - 15**

Fund Name	Financing Source Category	Financing Source Account	2012-13 Actual	2013-14 Estimated	2014-15 Recommended	2014-15 Adopted by the Board of Supervisors
1	2	3	4	5	6	7
4610115	Chrgs for Cur Svcs - Reimb Investment/Bank Costs		755,192	767,108	890,165	890,165
4610120	Chrgs for Cur Svcs - Assmnt and Tax Coll Fees		9,811	9,508	5,148	5,148
4610130	Chrgs for Cur Svcs - Prop Tax 5% Suppl Assessmnt		492,349	808,664	400,000	400,000
4610135	Chrgs for Cur Svcs - Special Prop Tax Admin Fees		910,220	927,236	810,570	810,570
4610145	Charge Curr Serv#Assessment Appeals		6,976	5,825	25,000	25,000
4610150	Char Curr Serv -Applic for Changed Assessm Deposit		32,714	16,964	0	0
4620110	Chrgs for Cur Svcs-Prop Tax 1915 Bond Admin Fees		18,376	30,342	20,000	20,000
4630110	Chrgs for Cur Svcs - Audit and Acctg Fee Distrcts		6,708	6,708	7,000	7,000
4630115	Chrgs for Cur Svcs - Bond Fees/PC2942		28,095	31,092	11,000	11,000
4630120	Chrgs for Cur Svcs - Garnishment Service Charge		2,476	2,346	2,300	2,300
4630215	Chrgs for Cur Svcs - COM Technical Services		147,756	128,648	278,000	278,000
4630220	Chrgs for Cur Svcs - COM Operation Services		2,153,464	2,147,016	2,151,974	2,151,974
4630310	Chrgs for Cur Svcs - Candidate Filing Fee		8,607	78,871	26,000	26,000
4630315	Chrgs for Cur Svcs - Election Services		299,052	1,041,019	500,000	500,000
4630410	Chrgs for Cur Svcs - Representative Payee Fees		60,476	63,209	55,000	55,000
4630420	Chrgs for Cur Svcs - Public Defend Juvl Cst Reimb		12,877	13,108	10,700	10,700
4630430	Chrgs for Cur Svcs - Counsel Fees		496,166	555,784	525,070	525,070
4630510	Chrgs for Cur Svcs - Geographic Info SysFees		25,766	28,426	85,000	85,000
4630511	Chrgs for Cur Svcs - Mapping Fees		11,788	7,740	10,000	10,000
4630513	Chrgs for Cur Svcs - Planning and Eng Svcs-Eng		286,508	35,424	55,000	55,000
4630514	Chrgs for Cur Svcs - County Surveyor Fees		96,275	146,232	150,000	150,000
4630516	Chrgs for Cur Svcs - Site Check Fees		206,106	260,107	230,000	230,000
4630518	Chrgs for Cur Svcs - Int Studies Cat. Exemptions		43,278	51,278	80,000	80,000
4630519	Chrgs for Cur Svcs - Enviromental Studies Report		128,053	391,627	150,000	150,000
4630521	Chrgs for Cur Svcs - Enterprise Geographic IS Fee		51,828	46,212	25,000	25,000
4630610	Chrgs for Cur Svcs - Civil Procsgng Svcs Sheriff		465	195	60,000	60,000
4630710	Chrgs for Cur Svcs - Court Appointed Counsel Fee		111,773	107,336	100,000	100,000
4630725	Chrgs for Cur Svcs - Court Fees and Costs Municip		7,373	5,190	10,000	10,000
4630730	Chrgs for Cur Svcs - Court Fees and Costs SQ		57,452	40,767	2,500	2,500

**County of Marin**  
**Detail of Additional Financing Sources by Fund and Account**  
**Governmental Funds**  
**Fiscal Year 2014 - 15**

Fund Name	Financing Source Category	Financing Source Account	2012-13 Actual	2013-14 Estimated	2014-15 Recommended	2014-15 Adopted by the Board of Supervisors
1	2	3	4	5	6	7
4630735	Chrgs for Cur Svcs - Juvenile Traffic Sealing Fee		10,830	7,680	10,000	10,000
4630745	Chrgs for Cur Svcs - Administrative Fees		3,929,866	3,836,904	3,741,118	3,741,118
4630750	Chrgs for Cur Svcs - Fines - Civil Filing Fees		69,901	28,321	0	0
4630755	Chrgs for Cur Svcs - Court Revenue		1,173,247	757,616	580,007	580,007
4630810	Chrgs for Cur Svcs - Jail Booking Fees		122,539	248,354	225,674	225,674
4630910	Chrgs for Cur Svcs -Estate Fees		529,460	576,325	594,000	594,000
4631010	Chrgs for Cur Svcs - Injured Animals		3,755	7,994	6,000	6,000
4631020	Chrgs for Cur Svcs - Impounds and Boarding		90,267	82,159	82,500	82,500
4631030	Chrgs for Cur Svcs - Quarantine, DOA, etc		8,494	10,555	11,800	11,800
4631110	Chrgs for Cur Svcs - Community Service Work (CSW)		4,811	4,513	0	0
4631115	Chrgs for Cur Svcs - Probation Admin Fee		1,098	927	3,500	3,500
4631125	Chrgs for Cur Svcs - Restitution Admin Fees		16,494	20,552	42,000	42,000
4631130	Chrgs for Cur Svcs - Suprv Probation Case Process		79,843	105,684	125,000	125,000
4631135	Chrgs for Cur Svcs - Law Enforce Svcs Rtn Prsn		0	0	500	500
4631140	Chrgs for Cur Svcs - Accelerated Parole Program		20,228	13,862	30,000	30,000
4631145	Chrgs for Cur Svcs - Special Services-Entities		1,600	2,692	0	0
4631210	Chrgs for Cur Svcs - No Ownership Report Filed		12,489	8,471	9,296	9,296
4631225	Chrgs for Cur Svcs - Vital Statistics Fees		161,423	168,475	99,064	99,064
4631230	Chrgs for Cur Svcs - Recording Fees		1,432,896	917,717	1,186,545	1,186,545
4631235	Chrgs for Cur Svcs - Death Certificates		4,300	4,344	6,800	6,800
4631240	Chrgs for Cur Svcs - Other Sales Assessor Maps		2,349	2,820	1,000	1,000
4631245	Chrgs for Cur Svcs - Administrative Fess		19,573	10,878	11,018	11,018
4631315	Chrgs for Cur Svcs - Medicare Revenue		163,051	149,293	107,085	107,085
4631320	Chrgs for Cur Svcs - Healthy Families		115,069	120,494	213,681	213,681
4631325	Chrgs for Cur Svcs - Health Fees Immunizations		124,723	114,516	125,000	125,000
4631335	Chrgs for Cur Svcs - Private Insurance		9,149	10,543	35,725	35,725
4631345	Chrgs for Cur Svcs - Patient Fees		880,381	1,199,830	1,059,590	1,059,590
4631346	Chrgs for Cur Svcs - Lab Fees		34,888	19,158	16,000	16,000
4631347	Charges for Current Services - Trauma Designation		35,000	35,000	35,000	35,000

**County of Marin**  
**Detail of Additional Financing Sources by Fund and Account**  
**Governmental Funds**  
**Fiscal Year 2014 - 15**

Fund Name	Financing Source Category	Financing Source Account	2012-13 Actual	2013-14 Estimated	2014-15 Recommended	2014-15 Adopted by the Board of Supervisors
1	2	3	4	5	6	7
4631350	Charges for Current Services # Dental		1,247,186	1,143,558	1,151,805	1,151,805
4631351	Charges for Current Services # Healthy Kids		18,848	16,775	27,000	27,000
4631410	Chrgs for Cur Svcs - Mental Health Service		181,606	35,181	5,000	5,000
4631420	Chrgs for Cur Svcs - Insurance - Outpatients		163,766	147,869	143,537	143,537
4631510	Chrgs for Cur Svcs - CCS HS Cost		4,080	899	0	0
4631715	Chrgs for Cur Svcs - Inst Care \ Svc Juv Crd WD		66,513	56,081	100,000	100,000
4631725	Chrgs for Cur Svcs - San Quentin Services		0	0	104,085	104,085
4631730	Chrgs for Cur Svcs - Work Program in Lieu of Jail		64,626	50,206	85,000	85,000
4631735	Chrgs for Cur Svcs - Repayments - Gen Assistance		256,632	351,943	448,671	448,671
4631740	Chrgs for Cur Svcs - Ambulance Service Fees		586,845	493,100	610,000	610,000
4631745	Chrgs for Cur Svcs - Repayments - CALWORKS		13,611	13,996	0	0
4631750	Chrgs for Cur Svcs - Repayments - Food Stamps		59,180	102,349	0	0
4631911	Chrgs for Cur Svcs - Picnic Fees		116,053	118,045	120,655	120,655
4631912	Chrgs for Cur Svcs - Concession Revue		8,885	4,530	4,700	4,700
4631913	Chrgs for Cur Svcs - Yearly Permit		24,216	24,672	23,000	23,000
4631914	Chrgs for Cur Svcs - Admissions		351,982	402,738	352,740	352,740
4631915	Chrgs for Cur Svcs - Athletic Field Fees		69,958	59,387	80,000	80,000
4631916	Chrgs for Cur Svcs - Filming		6,371	7,990	7,200	7,200
4631917	Chrgs for Cur Svcs - Swimming Pool Fees		43,310	56,657	53,218	53,218
4631919	Chrgs for Cur Svcs - Adult Programs		7,160	13,275	30,000	30,000
4632110	Clerks Fees and Costs		267,550	326,402	268,136	268,136
4640110	Chrgs for Cur Svcs - Microfiche Reimbursement		29,650	30,600	30,000	30,000
4640115	Chrgs for Cur Svcs - Micrographic Services Fees		154,840	160,197	166,743	166,743
4640125	Chrgs for Cur Svcs - Other Central Services		30,883	31,608	60,000	60,000
4640210	Chrgs for Cur Svcs - Ross Valley Paramedic		1,103,080	1,296,369	1,308,843	1,308,843
4640215	Chrgs for Cur Svcs - EMS Certification Fee		33,377	28,330	12,500	12,500
4640220	Chrgs for Cur Svcs - Ambulance Reports		0	0	0	0
4640310	Other - Chrgs for Cur Svcs - Miscellaneous		554,632	1,041,465	624,108	624,108
4640315	Chrgs for Cur Svcs - AB 1938 Fees		3,850	4,800	4,150	4,150



**County of Marin**  
**Detail of Additional Financing Sources by Fund and Account**  
**Governmental Funds**  
**Fiscal Year 2014 - 15**

Fund Name	Financing Source Category	Financing Source Account	2012-13 Actual	2013-14 Estimated	2014-15 Recommended	2014-15 Adopted by the Board of Supervisors
1	2	3	4	5	6	7
4640316		Chrgs for Cur Svcs - Other Work - Govt	1,149,264	1,520,790	1,124,726	1,124,726
4640317		Chrgs for Cur Svcs - Extra Hire Staffing Reimb	35,900	39,275	34,853	34,853
4640318		Chrgs for Cur Svcs - Box Office Revenue	312,440	112,392	94,000	94,000
4640319		Chrgs for Cur Svcs - Local 16 State Tech Reimb	587,265	699,642	576,297	576,297
4640321		Chrgs for Cur Svcs - Oth Misc Svcs - City\Dist	2,606,482	2,700,657	1,872,151	1,872,151
4640322		Chrgs for Cur Svcs - City Contribution	325,238	447,609	262,820	262,820
4640326		Chrgs for Cur Svcs - Reimb from Non Govt Org	552,717	250,618	484,587	484,587
4640327		Chrgs for Cur Svcs-SSI/SSA Foster Care Recoupment	34,218	80,141	0	0
4640329		Chrgs for Cur Svcs - Certification Fees	600	5,200	10,000	10,000
4640331		Chrgs for Cur Svcs - Beachwater Testing	24,584	5,800	0	0
4640332		Chrgs for Cur Svcs - DrvngUnderTheInfluenceProgFee	22,060	16,340	19,800	19,800
4640333		Charges for Current Services - Application Fee	150	0	0	0
4640343		Charges for Current Services # Public Guardian Cli	30,926	27,245	40,000	40,000
4640410		Chrgs for Cur Svcs - State and Fed Fire Reimbur	4,007,350	3,085,964	90,915	90,915
4640425		Chrgs for Cur Svcs - Cur Svc Forest/CDF Contract	1,860,338	3,957,741	4,493,973	4,493,973
4640515		Inter-fund Revenue Charges - Other Current Service	300,283	335,806	2,067,322	2,067,322
4640517		Inter-fund Cost Recovery - Audit Services	0	5,000	0	0
4640521		Inter-fund Cost Recovery - DPW Rent	86,249	87,102	68,388	68,388
4640522		Inter-fund Cost Recovery - DPW Vehicle Maintenance	666,184	494,229	314,099	314,099
4640523		Inter-fund Cost Recovery # DPW Vehicle Depreciat	5,713	2,082	8,280	8,280
4640524		Inter-fund Cost Recovery - DPW Motor Pool	18,151	18,151	54,453	54,453
4640525		Inter-fund Cost Recovery - DPW Radio Pro-rate	0	0	36,156	36,156
4640526		Inter-fund Cost Recovery - DPW Salaries & Benefits	4,209,902	4,478,572	4,626,547	4,626,547
4640527		Inter-fund Cost Recovery - DPW Building Maintenanc	297,950	322,693	551,293	551,293
4640532		Inter-fund Cost Recovery - IST PC Leases	46,967	48,417	77,577	77,577
4640533		Inter-fund Cost Recovery - IST Telephone	127,595	74,391	127,842	127,842
4640541		Inter-fund Cost Recovery - Landscape Maint	312,603	317,051	339,740	339,740
4640542		Inter-fund Cost Recovery - Parks	539,949	533,482	562,079	562,079
4640551		Inter-fund Cost Recovery - Salaries & Benefits	4,780	49,138	0	0

**County of Marin**  
**Detail of Additional Financing Sources by Fund and Account**  
**Governmental Funds**  
**Fiscal Year 2014 - 15**

Fund Name	Financing Source Category	Financing Source Account	2012-13 Actual	2013-14 Estimated	2014-15 Recommended	2014-15 Adopted by the Board of Supervisors
1	2	3	4	5	6	7
	4640553	Inter-fund Cost Recovery - Other Charges	391,404	451,401	418,107	418,107
	4640570	Inter-fund Cost Recovery - Special Districts	608,808	697,811	608,808	608,808
	4640580	Inter-fund Cost Recovery - Insurance	0	0	0	0
	4640610	Chrgs for Cur Svcs - Training Revenue	0	10,000	0	0
	4640658	Intra-fund Revenue - Printing Services	0	263,195	374,730	374,730
	4640710	Chrgs for Cur Svcs - Coroner's Fees	37,923	46,320	19,325	19,325
	4710117	Misc Rev - Cafe	11,289	12,260	14,000	14,000
	4710122	Misc Rev - Elections	3,833	10,890	5,000	5,000
	4710124	Charges for Current Services - Repayments	2,751	0	2,000	2,000
	4710610	Misc Rev - Entry Fees	10,152	500	0	0
	4710611	Misc Rev - Ticket Sales	8,291	24,560	0	0
	4710612	Misc Rev - Outside Ticket Sales	0	(3,381)	0	0
	4710613	Misc Rev - Vending Revenue	6,759	7,064	12,500	12,500
	4710624	Misc Rev - SB1246 Domestic Violence Program	0	0	0	0
	4710631	Misc Rev - Contract Revenue	683,309	625,567	793,416	793,416
	4710640	Misc Rev # Copy of Medical Records	2,586	3,236	2,000	2,000
<b>Total: Charges for Current Services</b>			<b>42,851,492</b>	<b>46,504,852</b>	<b>43,399,499</b>	<b>43,399,499</b>
<b>Miscellaneous</b>						
	4710111	Misc Rev - Sale Fixed Assets Personal Property	117,856	137,711	80,000	80,000
	4710113	Misc Rev - Other Sales Publications	399	248	10,000	10,000
	4710118	Misc Rev - Docent Program	3,192	2,956	3,000	3,000
	4710125	Misc Rev - Tax Information Sales	250	500	0	0
	4710310	Misc Rev- Other cancelled warrants / garnishment	9,921	40,757	444,746	444,746
	4710515	Misc Rev - Third Party Recoveries	201,794	22,845	16,000	16,000
	4710525	Misc Rev - Claims Payment Refund	14,302	0	1,000	1,000
	4710614	Misc Rev - Bankcard Fees	21,552	23,245	34,600	34,600
	4710615	Misc Rev - Donations (General)	258,285	71,394	68,093	68,093
	4710617	Misc Rev - Insurance Handling	2,156	2,166	0	0
	4710622	Misc Rev - Lot Splits, Parcel Mergers/Combination	4,162	3,862	5,000	5,000

**County of Marin**  
**Detail of Additional Financing Sources by Fund and Account**  
**Governmental Funds**  
**Fiscal Year 2014 - 15**

Fund Name	Financing Source Category	Financing Source Account	2012-13 Actual	2013-14 Estimated	2014-15 Recommended	2014-15 Adopted by the Board of Supervisors
1	2	3	4	5	6	7
4710625	Misc Rev - Donations For Special Prizes		0	0	0	0
4710629	Misc Rev - Prior Year Revenues		6,635	0	0	0
4710634	Misc Rev - Tax Collection Suspense		251,934	332,618	350,000	350,000
4710647	Misc. Revenue # Jury Duty Reimbursement		12	35	0	0
4990110	Agency Receipts		250	0	0	0
<b>Total: Miscellaneous</b>			<b>892,699</b>	<b>638,337</b>	<b>1,012,439</b>	<b>1,012,439</b>
<b>Other Financing Sources</b>						
4810110	Transfers In		68,058,827	9,949,028	29,308,052	29,308,052
4810136	Other Financing Sources-Sale of Fixed Asset (Mod)		6,300	0	0	0
4810151	Transfer In Realignment VLF		0	10,359,378	11,813,000	11,813,000
4810152	Transfer In Realign Sales Tax		0	18,540,663	12,316,465	12,316,465
4810154	Transfer In SB1246 Domestic Violence		0	66,000	66,000	66,000
4810155	Transfer In AB2994 Child Abuse Fees		0	23,400	23,400	23,400
4810156	Transfer In Child Abuse Prevention		0	81,305	81,307	81,307
4810157	Transfer In State - Foster Care		0	934,558	1,331,500	1,331,500
4810158	Transfer In State - Adoption Asst.		0	428,488	1,131,567	1,131,567
4810159	Transfer In State Adopt Admin.		0	278,845	325,211	325,211
4810160	Transfer In State - Foster Care		0	46,366	46,366	46,366
4810161	Transfer In State - CWS		0	1,919,106	2,019,106	2,019,106
4810162	Transfer In State APS		0	321,710	415,190	415,190
4810163	Transfer In Cal WORKs Assistance		0	5,916,863	6,831,351	6,831,351
4810164	Transfer In Med Admin Act		0	1,278,817	1,147,025	1,147,025
4810165	Transfer In Managed Care		0	2,148,911	105,000	105,000
4810166	Transfer In Prop. 63 Mental Health		0	7,183,033	0	0
4810167	Transfer In State - EPSDT		0	1,870,769	67,886	67,886
4810169	Transfer In State Drug Medi-Cal		0	227,546	0	0
4810170	Transfer In Women & Child Res.		0	728,485	0	0
4810171	Transfer In Federal SAPT		0	1,733,474	0	0
4810172	Transfer In State Misc.		0	150,000	0	0

**County of Marin**  
**Detail of Additional Financing Sources by Fund and Account**  
**Governmental Funds**  
**Fiscal Year 2014 - 15**

Fund Name	Financing Source Category	Financing Source Account	2012-13 Actual	2013-14 Estimated	2014-15 Recommended	2014-15 Adopted by the Board of Supervisors
1	2	3	4	5	6	7
4810173	Transfer In SB12/612 -Maddy Fund		0	988,038	159,700	159,700
4810177	Transfer In State Grant		0	707,065	892,916	892,916
4810250	Operating Transfers In - Other		14,303	12,644	65,000	65,000
<b>Total: Other Financing Sources</b>			<b>68,079,429</b>	<b>65,894,491</b>	<b>68,146,042</b>	<b>68,146,042</b>
<b>Special Items</b>						
4990210	Special Items		20,750	21,915	0	0
<b>Total: Special Items</b>			<b>20,750</b>	<b>21,915</b>	<b>0</b>	<b>0</b>
<b>Total 10000 General</b>			<b>393,772,340</b>	<b>408,772,964</b>	<b>380,154,880</b>	<b>380,154,880</b>
<b>80107 Capital Leases</b>						
Revenues From Use of Money and Property						
4410125	Rev fr Use of Mny Prop - Int On Pooled Invstmnt		87	76	0	0
<b>Total: Revenues From Use of Money and Property</b>			<b>87</b>	<b>76</b>	<b>0</b>	<b>0</b>
<b>Total 80107 Capital Leases</b>			<b>87</b>	<b>76</b>	<b>0</b>	<b>0</b>
<b>81811 Sheriff-Fees GC26731-Admin</b>						
Revenues From Use of Money and Property						
4410125	Rev fr Use of Mny Prop - Int On Pooled Invstmnt		1	1	0	0
<b>Total: Revenues From Use of Money and Property</b>			<b>1</b>	<b>1</b>	<b>0</b>	<b>0</b>
<b>Total 81811 Sheriff-Fees GC26731-Admin</b>			<b>1</b>	<b>1</b>	<b>0</b>	<b>0</b>
<b>82001 Wts &amp; Meas Qnty Control Purchases</b>						
Fines, Forfeitures, and Penalties						
4310130	Fines - Delinquent Vehicle Fines		6,814	0	0	0
<b>Total: Fines, Forfeitures, and Penalties</b>			<b>6,814</b>	<b>0</b>	<b>0</b>	<b>0</b>
Revenues From Use of Money and Property						
4410125	Rev fr Use of Mny Prop - Int On Pooled Invstmnt		9	11	0	0
<b>Total: Revenues From Use of Money and Property</b>			<b>9</b>	<b>11</b>	<b>0</b>	<b>0</b>
<b>Total 82001 Wts &amp; Meas Qnty Control Purchases</b>			<b>6,824</b>	<b>11</b>	<b>0</b>	<b>0</b>
<b>Total: General Fund</b>			<b>393,779,252</b>	<b>408,773,052</b>	<b>380,154,880</b>	<b>380,154,880</b>
<b>Special Revenue Funds</b>						

**County of Marin**  
**Detail of Additional Financing Sources by Fund and Account**  
**Governmental Funds**  
**Fiscal Year 2014 - 15**

Fund Name	Financing Source Category	Financing Source Account	2012-13 Actual	2013-14 Estimated	2014-15 Recommended	2014-15 Adopted by the Board of Supervisors
1	2	3	4	5	6	7
<b>20050 Local Vital &amp; Health Stat. Fd H&amp;S 1036</b>						
Revenues From Use of Money and Property						
4410125	Rev fr Use of Mny Prop - Int On Pooled Invstmnt		10	10	0	0
<b>Total: Revenues From Use of Money and Property</b>			<b>10</b>	<b>10</b>	<b>0</b>	<b>0</b>
Charges for Current Services						
4631225	Chrgs for Cur Svcs - Vital Statistics Fees		898	1,396	0	0
<b>Total: Charges for Current Services</b>			<b>898</b>	<b>1,396</b>	<b>0</b>	<b>0</b>
<b>Total 20050 Local Vital &amp; Health Stat. Fd H&amp;S 103625</b>			<b>908</b>	<b>1,406</b>	<b>0</b>	<b>0</b>
<b>20100 Road</b>						
Revenues From Use of Money and Property						
4410125	Rev fr Use of Mny Prop - Int On Pooled Invstmnt		2,271	2,343	1,400	1,400
<b>Total: Revenues From Use of Money and Property</b>			<b>2,271</b>	<b>2,343</b>	<b>1,400</b>	<b>1,400</b>
Intergovernmental Revenues						
4510110	State - Highway Users Tax State		2,702,927	2,648,121	2,384,132	2,384,132
4510115	State - Business License Tax Highway Car State		1,013,204	1,508,994	1,032,815	1,032,815
4510120	Highway Users Taxes - Proposition 42 Replacem#t		2,060,323	3,128,523	3,359,000	3,359,000
4530520	State - Miscellaneous State Contribution		251,264	251,264	251,264	251,264
<b>Total: Intergovernmental Revenues</b>			<b>6,027,719</b>	<b>7,536,902</b>	<b>7,027,211</b>	<b>7,027,211</b>
Charges for Current Services						
4640316	Chrgs for Cur Svcs - Other Work - Govt		15,599	23,026	70,000	70,000
4640515	Inter-fund Revenue Charges - Other Current Service		0	0	568,165	568,165
4640526	Inter-fund Cost Recovery - DPW Salaries & Benefits		823,358	1,659,350	279,894	279,894
4640527	Inter-fund Cost Recovery - DPW Building Maintenanc		0	1,699	0	0
4640534	Inter-Fund Revenues Sign Shop Services		752	0	0	0
<b>Total: Charges for Current Services</b>			<b>839,709</b>	<b>1,684,075</b>	<b>918,059</b>	<b>918,059</b>
Miscellaneous						
4710310	Misc Rev- Other cancelled warrants / garnishment		72,761	30,541	60,000	60,000
<b>Total: Miscellaneous</b>			<b>72,761</b>	<b>30,541</b>	<b>60,000</b>	<b>60,000</b>
Other Financing Sources						

**County of Marin**  
**Detail of Additional Financing Sources by Fund and Account**  
**Governmental Funds**  
**Fiscal Year 2014 - 15**

Fund Name	Financing Source Category	Financing Source Account	2012-13 Actual	2013-14 Estimated	2014-15 Recommended	2014-15 Adopted by the Board of Supervisors
1	2	3	4	5	6	7
	4810110	Transfers In	753,786	1,753,786	753,786	753,786
	4810250	Operating Transfers In - Other	3,321	753,867	750,000	750,000
<b>Total: Other Financing Sources</b>			<b>757,107</b>	<b>2,507,653</b>	<b>1,503,786</b>	<b>1,503,786</b>
<b>Total 20100 Road</b>			<b>7,699,566</b>	<b>11,761,514</b>	<b>9,510,456</b>	<b>9,510,456</b>
<b>20111 Housing Enabled by Local Partnership</b>						
Revenues From Use of Money and Property						
	4410125	Rev fr Use of Mny Prop - Int On Pooled Invstmnt	609	1	0	0
<b>Total: Revenues From Use of Money and Property</b>			<b>609</b>	<b>1</b>	<b>0</b>	<b>0</b>
Other Financing Sources						
	4810110	Transfers In	308,000	0	0	0
<b>Total: Other Financing Sources</b>			<b>308,000</b>	<b>0</b>	<b>0</b>	<b>0</b>
<b>Total 20111 Housing Enabled by Local Partnerships</b>			<b>308,609</b>	<b>1</b>	<b>0</b>	<b>0</b>
<b>20300 Marin County Library</b>						
Taxes						
	4110110	Prop Taxes- Current Secured	6,495,381	6,784,332	6,744,356	6,744,356
	4110111	Contra Revenue # SB2557 Admin Fee Basic Taxes	(52,185)	0	0	0
	4110115	Prop Taxes - Unitary	34,428	35,346	35,000	35,000
	4110120	Prop Taxes - Current Unsecured	26,346	145,592	262,500	262,500
	4110140	Prop Taxes - Excess ERAF	1,547,693	1,597,934	1,700,000	1,700,000
	4110145	Prop Tax # Prior Year ERAF/Reverse ERAF	0	371,152	0	0
	4110210	Prop Taxes # Supplemental - Current Year Secured	97,008	158,572	71,000	71,000
	4110215	Prop Taxes - Supplemental Unsec	531	3,634	1,000	1,000
	4110225	Prop Taxes # Redemptions	5,546	3,763	6,500	6,500
	4110510	Prop Tax - Prior Unsecured	6,527	5,538	8,500	8,500
	4850110	Other Govt Agencies-Residual RPTTF (ABX126)	31,981	20,250	5,000	5,000
<b>Total: Taxes</b>			<b>8,193,256</b>	<b>9,126,114</b>	<b>8,833,856</b>	<b>8,833,856</b>
Fines, Forfeitures, and Penalties						
	4710642	Misc Rev # Other	58,792	28,270	34,200	34,200
<b>Total: Fines, Forfeitures, and Penalties</b>			<b>58,792</b>	<b>28,270</b>	<b>34,200</b>	<b>34,200</b>

**County of Marin**  
**Detail of Additional Financing Sources by Fund and Account**  
**Governmental Funds**  
**Fiscal Year 2014 - 15**

Fund Name	Financing Source Category	Financing Source Account	2012-13 Actual	2013-14 Estimated	2014-15 Recommended	2014-15 Adopted by the Board of Supervisors
1	2	3	4	5	6	7
<b>Revenues From Use of Money and Property</b>						
4410125	Rev fr Use of Mny Prop - Int On Pooled Invstmnt		8,747	7,352	15,000	15,000
4410127	Rev fr Use of Money & Prop # ERAF Interest		1,174	15,543	3,000	3,000
<b>Total: Revenues From Use of Money and Property</b>			<b>9,921</b>	<b>22,895</b>	<b>18,000</b>	<b>18,000</b>
<b>Intergovernmental Revenues</b>						
4511210	State # Homeowners Prop Tax Relief (HOPTR)		45,295	44,852	46,500	46,500
4530210	State -Aid for Library Services		5,000	0	0	0
4540510	Federal - In Lieu Of Prop Tax - Fed/Natl Park Svcs		0	186	0	0
4570120	Other Govt Agencies - Local Grant Revenue		78,400	25,000	0	0
4570210	Other Govt Agenc-Ham RDA Pass Thru-Tax Increment		34,979	24,409	25,000	25,000
4570215	Other Govt Agenc-Novato DntownRDA PassThru-TaxIncr		24,489	18,218	16,500	16,500
4570220	Other Govt Agencies#Novato Hamilton RDA Mitigation		32,408	15,664	26,000	26,000
<b>Total: Intergovernmental Revenues</b>			<b>220,571</b>	<b>128,328</b>	<b>114,000</b>	<b>114,000</b>
<b>Charges for Current Services</b>						
4120610	Special Benefit Tax/Assessment - Prop Tax		4,264,399	4,264,704	4,200,000	4,200,000
4120611	Contra Revenue # Admin Fee Special Taxes & Fees		(27,115)	0	0	0
4631810	Chrgs for Cur Svcs - Library Services		254,080	259,378	275,000	275,000
4640115	Chrgs for Cur Svcs - Micrographic Services Fees		24,488	21,851	30,000	30,000
4640310	Other - Chrgs for Cur Svcs - Miscellaneous		0	12,995	0	0
4640323	Chrgs for Cur Svcs - Literacy		129,458	150,962	25,000	25,000
4710631	Misc Rev - Contract Revenue		410,831	431,496	385,000	385,000
<b>Total: Charges for Current Services</b>			<b>5,056,141</b>	<b>5,141,387</b>	<b>4,915,000</b>	<b>4,915,000</b>
<b>Miscellaneous</b>						
4710615	Misc Rev - Donations (General)		51,060	62,043	55,000	55,000
<b>Total: Miscellaneous</b>			<b>51,060</b>	<b>62,043</b>	<b>55,000</b>	<b>55,000</b>
<b>Other Financing Sources</b>						
4810110	Transfers In		152,547	150,547	165,402	165,402
<b>Total: Other Financing Sources</b>			<b>152,547</b>	<b>150,547</b>	<b>165,402</b>	<b>165,402</b>
<b>Total 20300 Marin County Library</b>			<b>13,742,288</b>	<b>14,659,583</b>	<b>14,135,458</b>	<b>14,135,458</b>

**20400 Fish and Wildlife Commission**

**County of Marin**  
**Detail of Additional Financing Sources by Fund and Account**  
**Governmental Funds**  
**Fiscal Year 2014 - 15**

Fund Name	Financing Source Category	Financing Source Account	2012-13 Actual	2013-14 Estimated	2014-15 Recommended	2014-15 Adopted by the Board of Supervisors
1	2	3	4	5	6	7
<b>Fines, Forfeitures, and Penalties</b>						
4320125	Forfeit and Penalties - County Fish and Game	13003	26,417	33,470	40,000	40,000
<b>Total: Fines, Forfeitures, and Penalties</b>			<b>26,417</b>	<b>33,470</b>	<b>40,000</b>	<b>40,000</b>
<b>Revenues From Use of Money and Property</b>						
4410125	Rev fr Use of Mny Prop - Int On Pooled Invstmnt		42	41	0	0
<b>Total: Revenues From Use of Money and Property</b>			<b>42</b>	<b>41</b>	<b>0</b>	<b>0</b>
<b>Other Financing Sources</b>						
4810110	Transfers In		8,500	0	0	0
<b>Total: Other Financing Sources</b>			<b>8,500</b>	<b>0</b>	<b>0</b>	<b>0</b>
<b>Total 20400 Fish and Wildlife Commission</b>			<b>34,959</b>	<b>33,511</b>	<b>40,000</b>	<b>40,000</b>
<b>20500 Child Support Services</b>						
<b>Revenues From Use of Money and Property</b>						
4410125	Rev fr Use of Mny Prop - Int On Pooled Invstmnt		918	655	1,500	1,500
<b>Total: Revenues From Use of Money and Property</b>			<b>918</b>	<b>655</b>	<b>1,500</b>	<b>1,500</b>
<b>Intergovernmental Revenues</b>						
4540217	Federal - Cal WORKs Assistance		0	0	10,000	10,000
4550420	Federal - DCSS State Allocation		3,591,914	3,602,785	3,820,560	3,820,560
<b>Total: Intergovernmental Revenues</b>			<b>3,591,914</b>	<b>3,602,785</b>	<b>3,830,560</b>	<b>3,830,560</b>
<b>Charges for Current Services</b>						
4640310	Other - Chrgs for Cur Svcs - Miscellaneous		0	528	2,806	2,806
4640552	Inter-fund Cost Recovery - Rent		112,010	115,483	119,865	119,865
<b>Total: Charges for Current Services</b>			<b>112,010</b>	<b>116,011</b>	<b>122,671</b>	<b>122,671</b>
<b>Miscellaneous</b>						
4710310	Misc Rev- Other cancelled warrants / garnishment		0	741	683	683
<b>Total: Miscellaneous</b>			<b>0</b>	<b>741</b>	<b>683</b>	<b>683</b>
<b>Total 20500 Child Support Services</b>			<b>3,704,842</b>	<b>3,720,193</b>	<b>3,955,414</b>	<b>3,955,414</b>
<b>20800 Building Inspection</b>						
<b>Licenses, Permits &amp; Franchises</b>						
4210240	Licenses - Business License Fee SB 1186/GC4467		382	3,862	0	0



**County of Marin**  
**Detail of Additional Financing Sources by Fund and Account**  
**Governmental Funds**  
**Fiscal Year 2014 - 15**

Fund Name	Financing Source Category	Financing Source Account	2012-13 Actual	2013-14 Estimated	2014-15 Recommended	2014-15 Adopted by the Board of Supervisors
1	2	3	4	5	6	7
	4220120	Permits - Construction Permits	2,742,793	3,418,858	2,557,522	2,557,522
	4220125	Permits - Sustainability Review	25	0	0	0
	4220145	Permits - CA Building Standards Fee-SB1473	5,781	5,641	0	0
	<b>Total: Licenses, Permits &amp; Franchises</b>		<b>2,748,980</b>	<b>3,428,361</b>	<b>2,557,522</b>	<b>2,557,522</b>
	Fines, Forfeitures, and Penalties					
	4310303	Fines - Enforcement Cost Recovery	14,195	11,556	0	0
	<b>Total: Fines, Forfeitures, and Penalties</b>		<b>14,195</b>	<b>11,556</b>	<b>0</b>	<b>0</b>
	Revenues From Use of Money and Property					
	4410125	Rev fr Use of Mny Prop - Int On Pooled Invstmnt	995	1,514	0	0
	<b>Total: Revenues From Use of Money and Property</b>		<b>995</b>	<b>1,514</b>	<b>0</b>	<b>0</b>
	Intergovernmental Revenues					
	4570115	Other Govt Agencies - Other Grant Revenue	11,000	0	0	0
	<b>Total: Intergovernmental Revenues</b>		<b>11,000</b>	<b>0</b>	<b>0</b>	<b>0</b>
	Charges for Current Services					
	4630512	Chrgs for Cur Svcs - Technology Fees	41,650	54,385	49,941	49,941
	4630517	Chrgs for Cur Svcs - Sch Bldg Inspect Permit Fee	1,830	2,010	3,200	3,200
	4630521	Chrgs for Cur Svcs - Enterprise Geographic IS Fee	40	0	0	0
	4640125	Chrgs for Cur Svcs - Other Central Services	1,501	461	0	0
	<b>Total: Charges for Current Services</b>		<b>45,021</b>	<b>56,856</b>	<b>53,141</b>	<b>53,141</b>
	Miscellaneous					
	4710113	Misc Rev - Other Sales Publications	0	0	1,500	1,500
	4710310	Misc Rev- Other cancelled warrants / garnishment	0	0	1,000	1,000
	<b>Total: Miscellaneous</b>		<b>0</b>	<b>0</b>	<b>2,500</b>	<b>2,500</b>
	Other Financing Sources					
	4810110	Transfers In	10,317	0	0	0
	<b>Total: Other Financing Sources</b>		<b>10,317</b>	<b>0</b>	<b>0</b>	<b>0</b>
	<b>Total 20800 Building Inspection</b>		<b>2,830,509</b>	<b>3,498,287</b>	<b>2,613,163</b>	<b>2,613,163</b>
<b>20900</b>	<b>Environmental Health Services</b>					
	Taxes					

**County of Marin**  
**Detail of Additional Financing Sources by Fund and Account**  
**Governmental Funds**  
**Fiscal Year 2014 - 15**

Fund Name	Financing Source Category	Financing Source Account	2012-13 Actual	2013-14 Estimated	2014-15 Recommended	2014-15 Adopted by the Board of Supervisors
1	2	3	4	5	6	7
4110225	Prop Taxes # Redemptions		0	91	0	0
<b>Total: Taxes</b>			<b>0</b>	<b>91</b>	<b>0</b>	<b>0</b>
<b>Licenses, Permits &amp; Franchises</b>						
4210220	Licenses - Food - Change of Owner		6,596	0	27,250	27,250
4220115	Permits - Building Plan Review		27,516	37,555	32,700	32,700
4220120	Permits - Construction Permits		0	0	0	0
4220410	Permits - Food Plan Check		106,059	89,941	133,363	133,363
4220415	Permits - Pool Plan Check		29,905	22,619	9,047	9,047
4220420	Permits - Delinquent Permit Fees		1,085	0	1,090	1,090
4220425	Permits - Food		1,427,451	1,456,257	1,577,230	1,577,230
4220430	Permits - Housing		350,402	344,300	352,878	352,878
4220435	Permits - Chemical Toilets/Pump Trucks		22,635	62,687	34,335	34,335
4220440	Permits - Public Pools - Permits		250,349	319,133	258,984	258,984
4220445	Permits - Septic Tanks - Permits		367,540	471,141	446,900	446,900
4220515	Permits - Solid Waste		519,341	961,342	548,270	548,270
4220520	Permits - Small Water - Wells		88,646	98,702	164,590	164,590
4220525	Permits - Small Public Water Systems		5,501	6,204	0	0
<b>Total: Licenses, Permits &amp; Franchises</b>			<b>3,203,026</b>	<b>3,869,881</b>	<b>3,586,637</b>	<b>3,586,637</b>
<b>Fines, Forfeitures, and Penalties</b>						
4310125	Fines - Detoxification Fees		2	0	0	0
4310303	Fines - Enforcement Cost Recovery		14,156	38,602	0	0
<b>Total: Fines, Forfeitures, and Penalties</b>			<b>14,158</b>	<b>38,602</b>	<b>0</b>	<b>0</b>
<b>Revenues From Use of Money and Property</b>						
4410125	Rev fr Use of Mny Prop - Int On Pooled Invstmnt		527	474	0	0
<b>Total: Revenues From Use of Money and Property</b>			<b>527</b>	<b>474</b>	<b>0</b>	<b>0</b>
<b>Intergovernmental Revenues</b>						
4530527	State - Grant		124,429	144,154	32,000	32,000
<b>Total: Intergovernmental Revenues</b>			<b>124,429</b>	<b>144,154</b>	<b>32,000</b>	<b>32,000</b>
<b>Charges for Current Services</b>						
4120610	Special Benefit Tax/Assessment - Prop Tax		0	0	0	0

**County of Marin**  
**Detail of Additional Financing Sources by Fund and Account**  
**Governmental Funds**  
**Fiscal Year 2014 - 15**

Fund Name	Financing Source Category	Financing Source Account	2012-13 Actual	2013-14 Estimated	2014-15 Recommended	2014-15 Adopted by the Board of Supervisors
1	2	3	4	5	6	7
	4120611	Contra Revenue # Admin Fee Special Taxes & Fees	(1,808)	(1,782)	0	0
	4630512	Chrgs for Cur Svcs - Technology Fees	34,760	41,148	27,250	27,250
	4631310	Chrgs for Cur Svcs -Medical Waste	148,087	161,497	124,260	124,260
	4640125	Chrgs for Cur Svcs - Other Central Services	1,027	823	0	0
	4640553	Inter-fund Cost Recovery - Other Charges	11,266	32,501	12,200	12,200
	4640554	Inter-fund Cost Recovery - Salary Grant Reimburse	19,794	8,969	0	0
	4710620	Misc Rev - Tattoo Revenue	1,932	2,066	0	0
<b>Total: Charges for Current Services</b>			<b>215,058</b>	<b>245,222</b>	<b>163,710</b>	<b>163,710</b>
Miscellaneous						
	4710615	Misc Rev - Donations (General)	0	750	0	0
<b>Total: Miscellaneous</b>			<b>0</b>	<b>750</b>	<b>0</b>	<b>0</b>
<b>Total 20900 Environmental Health Services</b>			<b>3,557,198</b>	<b>4,299,174</b>	<b>3,782,347</b>	<b>3,782,347</b>
<b>21003 Electronic Recording Delivery System</b>						
Revenues From Use of Money and Property						
	4410125	Rev fr Use of Mny Prop - Int On Pooled Invstmnt	331	390	0	0
<b>Total: Revenues From Use of Money and Property</b>			<b>331</b>	<b>390</b>	<b>0</b>	<b>0</b>
Charges for Current Services						
	4610120	Chrgs for Cur Svcs - Assmnt and Tax Coll Fees	0	(2)	0	0
	4610140	Charge Curr Serv#Electronic Recording Delivery Sys	97,039	63,390	80,516	80,516
<b>Total: Charges for Current Services</b>			<b>97,039</b>	<b>63,388</b>	<b>80,516</b>	<b>80,516</b>
<b>Total 21003 Electronic Recording Delivery System Fun</b>			<b>97,370</b>	<b>63,778</b>	<b>80,516</b>	<b>80,516</b>
<b>21100 Fishnet 4C</b>						
Revenues From Use of Money and Property						
	4410125	Rev fr Use of Mny Prop - Int On Pooled Invstmnt	147	152	0	0
<b>Total: Revenues From Use of Money and Property</b>			<b>147</b>	<b>152</b>	<b>0</b>	<b>0</b>
Intergovernmental Revenues						
	4530527	State - Grant	76,865	0	0	0
<b>Total: Intergovernmental Revenues</b>			<b>76,865</b>	<b>0</b>	<b>0</b>	<b>0</b>
<b>Total 21100 Fishnet 4C</b>			<b>77,012</b>	<b>152</b>	<b>0</b>	<b>0</b>

**County of Marin**  
**Detail of Additional Financing Sources by Fund and Account**  
**Governmental Funds**  
**Fiscal Year 2014 - 15**

Fund Name	Financing Source Category	Financing Source Account	2012-13 Actual	2013-14 Estimated	2014-15 Recommended	2014-15 Adopted by the Board of Supervisors
1	2	3	4	5	6	7
<b>22010 Federal Grants</b>						
Intergovernmental Revenues						
4550755	Federal - Grant		740,254	492,461	0	0
<b>Total: Intergovernmental Revenues</b>			<b>740,254</b>	<b>492,461</b>	<b>0</b>	<b>0</b>
<b>Total 22010 Federal Grants</b>			<b>740,254</b>	<b>492,461</b>	<b>0</b>	<b>0</b>
<b>22011 Bioterrorism Fund</b>						
Revenues From Use of Money and Property						
4410125	Rev fr Use of Mny Prop - Int On Pooled Invstmnt		597	95	0	0
<b>Total: Revenues From Use of Money and Property</b>			<b>597</b>	<b>95</b>	<b>0</b>	<b>0</b>
Intergovernmental Revenues						
4530527	State - Grant		27,320	98,222	441,689	441,689
4550755	Federal - Grant		593,282	330,476	0	0
<b>Total: Intergovernmental Revenues</b>			<b>620,602</b>	<b>428,698</b>	<b>441,689</b>	<b>441,689</b>
<b>Total 22011 Bioterrorism Fund</b>			<b>621,199</b>	<b>428,792</b>	<b>441,689</b>	<b>441,689</b>
<b>22012 DOJ Equitable Sharing Program Fund</b>						
Revenues From Use of Money and Property						
4410125	Rev fr Use of Mny Prop - Int On Pooled Invstmnt		279	272	0	0
<b>Total: Revenues From Use of Money and Property</b>			<b>279</b>	<b>272</b>	<b>0</b>	<b>0</b>
Intergovernmental Revenues						
4550620	Federal - DOJ Equitable Sharing Program		39,544	44,972	0	0
<b>Total: Intergovernmental Revenues</b>			<b>39,544</b>	<b>44,972</b>	<b>0</b>	<b>0</b>
<b>Total 22012 DOJ Equitable Sharing Program Fund</b>			<b>39,823</b>	<b>45,244</b>	<b>0</b>	<b>0</b>
<b>22014 Hospital Preparedness Program - Bas</b>						
Revenues From Use of Money and Property						
4410125	Rev fr Use of Mny Prop - Int On Pooled Invstmnt		(67)	(451)	0	0
<b>Total: Revenues From Use of Money and Property</b>			<b>(67)</b>	<b>(451)</b>	<b>0</b>	<b>0</b>
Intergovernmental Revenues						
4530527	State - Grant		0	0	451,227	451,227
4550755	Federal - Grant		226,774	339,413	0	0

**County of Marin**  
**Detail of Additional Financing Sources by Fund and Account**  
**Governmental Funds**  
**Fiscal Year 2014 - 15**

Fund Name	Financing Source Category	Financing Source Account	2012-13 Actual	2013-14 Estimated	2014-15 Recommended	2014-15 Adopted by the Board of Supervisors
1	2	3	4	5	6	7
<b>Total: Intergovernmental Revenues</b>			<b>226,774</b>	<b>339,413</b>	<b>451,227</b>	<b>451,227</b>
<b>Total 22014 Hospital Preparedness Program - Base AI</b>			<b>226,707</b>	<b>338,962</b>	<b>451,227</b>	<b>451,227</b>
<b>22015 Centers for Disease Control - H1N1</b>						
Revenues From Use of Money and Property						
4410125	Rev fr Use of Mny Prop - Int On Pooled Invstmnt		0	0	0	0
<b>Total: Revenues From Use of Money and Property</b>			<b>0</b>	<b>0</b>	<b>0</b>	<b>0</b>
<b>Total 22015 Centers for Disease Control - H1N1</b>			<b>0</b>	<b>0</b>	<b>0</b>	<b>0</b>
<b>22020 State Grants</b>						
Intergovernmental Revenues						
4530520	State - Miscellaneous State Contribution		(22,065)	0	0	0
4530527	State - Grant		1,147,023	754,696	0	0
4550755	Federal - Grant		0	0	0	0
<b>Total: Intergovernmental Revenues</b>			<b>1,124,958</b>	<b>754,696</b>	<b>0</b>	<b>0</b>
<b>Total 22020 State Grants</b>			<b>1,124,958</b>	<b>754,696</b>	<b>0</b>	<b>0</b>
<b>22030 Foundation Grants</b>						
Intergovernmental Revenues						
4530527	State - Grant		50,000	93,406	0	0
4810432	Local Grant		144,628	224,816	0	0
4810433	Other Grant		141,013	131,367	0	0
<b>Total: Intergovernmental Revenues</b>			<b>335,641</b>	<b>449,590</b>	<b>0</b>	<b>0</b>
<b>Total 22030 Foundation Grants</b>			<b>335,641</b>	<b>449,590</b>	<b>0</b>	<b>0</b>
<b>22050 Housing and Urban Development Fund</b>						
Intergovernmental Revenues						
4550210	Federal - Housing & Urban Dev-Comm Dev Block Grant		1,483,322	1,354,499	1,151,041	1,151,041
4550215	Federal - Housing & Urban Dev-HOME Invest Partn Pr		69,051	350,467	594,173	594,173
4550220	Federal - Hsng & Urb Dev - HsngOppForPersonsWtAids		347,381	303,641	336,700	336,700
4550773	Federal # American Recovery & Reinvestment Act		0	0	0	0
<b>Total: Intergovernmental Revenues</b>			<b>1,899,754</b>	<b>2,008,607</b>	<b>2,081,914</b>	<b>2,081,914</b>

**County of Marin**  
**Detail of Additional Financing Sources by Fund and Account**  
**Governmental Funds**  
**Fiscal Year 2014 - 15**

Fund Name	Financing Source Category	Financing Source Account	2012-13 Actual	2013-14 Estimated	2014-15 Recommended	2014-15 Adopted by the Board of Supervisors
1	2	3	4	5	6	7
<b>Other Financing Sources</b>						
	4810110	Transfers In	14,273	0	0	0
<b>Total: Other Financing Sources</b>			<b>14,273</b>	<b>0</b>	<b>0</b>	<b>0</b>
<b>Total 22050 Housing and Urban Development Fund</b>			<b>1,914,027</b>	<b>2,008,607</b>	<b>2,081,914</b>	<b>2,081,914</b>
<b>22060 Public Protection Grants</b>						
Revenues From Use of Money and Property						
	4410125	Rev fr Use of Mny Prop - Int On Pooled Invstmnt	0	(189)	0	0
<b>Total: Revenues From Use of Money and Property</b>			<b>0</b>	<b>(189)</b>	<b>0</b>	<b>0</b>
Other Financing Sources						
	4810110	Transfers In	0	372,356	0	0
<b>Total: Other Financing Sources</b>			<b>0</b>	<b>372,356</b>	<b>0</b>	<b>0</b>
<b>Total 22060 Public Protection Grants</b>			<b>0</b>	<b>372,167</b>	<b>0</b>	<b>0</b>
<b>24560 Restricted Affordable Housing Fund</b>						
Revenues From Use of Money and Property						
	4410125	Rev fr Use of Mny Prop - Int On Pooled Invstmnt	2,764	2,093	0	0
<b>Total: Revenues From Use of Money and Property</b>			<b>2,764</b>	<b>2,093</b>	<b>0</b>	<b>0</b>
<b>Total 24560 Restricted Affordable Housing Fund</b>			<b>2,764</b>	<b>2,093</b>	<b>0</b>	<b>0</b>
<b>24590 Measure A Parks, OS &amp; Farmland Pres</b>						
Revenues From Use of Money and Property						
	4410125	Rev fr Use of Mny Prop - Int On Pooled Invstmnt	7	6,382	0	0
<b>Total: Revenues From Use of Money and Property</b>			<b>7</b>	<b>6,382</b>	<b>0</b>	<b>0</b>
Intergovernmental Revenues						
	4530519	State - Measure A Sales Tax Revenue	0	14,457,591	10,337,291	10,337,291
<b>Total: Intergovernmental Revenues</b>			<b>0</b>	<b>14,457,591</b>	<b>10,337,291</b>	<b>10,337,291</b>
<b>Total 24590 Measure A Parks, OS &amp; Farmland Preserve</b>			<b>7</b>	<b>14,463,974</b>	<b>10,337,291</b>	<b>10,337,291</b>
<b>25010 Sheriff - Inmate Welfare</b>						
Revenues From Use of Money and Property						
	4410110	Rev fr Use of Money and Prop - Interest Income	3	1	0	0
	4410125	Rev fr Use of Mny Prop - Int On Pooled Invstmnt	730	765	0	0

**County of Marin**  
**Detail of Additional Financing Sources by Fund and Account**  
**Governmental Funds**  
**Fiscal Year 2014 - 15**

Fund Name	Financing Source Category	Financing Source Account	2012-13 Actual	2013-14 Estimated	2014-15 Recommended	2014-15 Adopted by the Board of Supervisors
1	2	3	4	5	6	7
<b>Total: Revenues From Use of Money and Property</b>			<b>733</b>	<b>765</b>	<b>0</b>	<b>0</b>
Charges for Current Services						
	4631710	Charges for Current Services - Inmate Welfare Rev	161,721	207,488	90,219	90,219
<b>Total: Charges for Current Services</b>			<b>161,721</b>	<b>207,488</b>	<b>90,219</b>	<b>90,219</b>
<b>Total 25010 Sheriff - Inmate Welfare</b>			<b>162,454</b>	<b>208,253</b>	<b>90,219</b>	<b>90,219</b>
<b>25020 Juvenile Inmate Welfare</b>						
Revenues From Use of Money and Property						
	4410125	Rev fr Use of Mny Prop - Int On Pooled Invstmnt	0	0	0	0
<b>Total: Revenues From Use of Money and Property</b>			<b>0</b>	<b>0</b>	<b>0</b>	<b>0</b>
<b>Total 25020 Juvenile Inmate Welfare</b>			<b>0</b>	<b>0</b>	<b>0</b>	<b>0</b>
<b>25021 PropTxAdminR&amp;T95.35</b>						
Revenues From Use of Money and Property						
	4410125	Rev fr Use of Mny Prop - Int On Pooled Invstmnt	0	0	0	0
<b>Total: Revenues From Use of Money and Property</b>			<b>0</b>	<b>0</b>	<b>0</b>	<b>0</b>
<b>Total 25021 PropTxAdminR&amp;T95.35</b>			<b>0</b>	<b>0</b>	<b>0</b>	<b>0</b>
<b>25022 Tobacco Settlement</b>						
Licenses, Permits & Franchises						
	4210245	Licenses-Business License Tobacco Retailer	0	1,450	0	0
<b>Total: Licenses, Permits &amp; Franchises</b>			<b>0</b>	<b>1,450</b>	<b>0</b>	<b>0</b>
Revenues From Use of Money and Property						
	4410125	Rev fr Use of Mny Prop - Int On Pooled Invstmnt	107	91	0	0
<b>Total: Revenues From Use of Money and Property</b>			<b>107</b>	<b>91</b>	<b>0</b>	<b>0</b>
Intergovernmental Revenues						
	4530520	State - Miscellaneous State Contribution	112,500	150,000	150,000	150,000
<b>Total: Intergovernmental Revenues</b>			<b>112,500</b>	<b>150,000</b>	<b>150,000</b>	<b>150,000</b>
Other Financing Sources						
	4810110	Transfers In	37,026	(37,026)	0	0
<b>Total: Other Financing Sources</b>			<b>37,026</b>	<b>(37,026)</b>	<b>0</b>	<b>0</b>
<b>Total 25022 Tobacco Settlement</b>			<b>149,632</b>	<b>114,515</b>	<b>150,000</b>	<b>150,000</b>

**County of Marin**  
**Detail of Additional Financing Sources by Fund and Account**  
**Governmental Funds**  
**Fiscal Year 2014 - 15**

Fund Name	Financing Source Category	Financing Source Account	2012-13 Actual	2013-14 Estimated	2014-15 Recommended	2014-15 Adopted by the Board of Supervisors
1	2	3	4	5	6	7

<b>25023 SurveyMonumntPresrvt</b>						
Licenses, Permits & Franchises						
4240120		Fee for Historic Landmark Monument survey	43,663	44,930	65,000	65,000
<b>Total: Licenses, Permits &amp; Franchises</b>			<b>43,663</b>	<b>44,930</b>	<b>65,000</b>	<b>65,000</b>
Revenues From Use of Money and Property						
4410125		Rev fr Use of Mny Prop - Int On Pooled Invstmnt	138	154	0	0
<b>Total: Revenues From Use of Money and Property</b>			<b>138</b>	<b>154</b>	<b>0</b>	<b>0</b>
<b>Total 25023 SurveyMonumntPresrvt</b>			<b>43,800</b>	<b>45,084</b>	<b>65,000</b>	<b>65,000</b>
<b>25024 Tidelands Use Fees</b>						
Revenues From Use of Money and Property						
4410125		Rev fr Use of Mny Prop - Int On Pooled Invstmnt	142	116	400	400
4410235		Rev fr Use of Money and Prop - Rent of Building	31,015	10,024	12,458	12,458
<b>Total: Revenues From Use of Money and Property</b>			<b>31,158</b>	<b>10,140</b>	<b>12,858</b>	<b>12,858</b>
<b>Total 25024 Tidelands Use Fees</b>			<b>31,158</b>	<b>10,140</b>	<b>12,858</b>	<b>12,858</b>
<b>25026 Marin Transport Proj</b>						
Revenues From Use of Money and Property						
4410125		Rev fr Use of Mny Prop - Int On Pooled Invstmnt	392	344	6,785	6,785
<b>Total: Revenues From Use of Money and Property</b>			<b>392</b>	<b>344</b>	<b>6,785</b>	<b>6,785</b>
<b>Total 25026 Marin Transport Proj</b>			<b>392</b>	<b>344</b>	<b>6,785</b>	<b>6,785</b>
<b>25027 Roadway Impact Fees</b>						
Licenses, Permits & Franchises						
4240110		Roadway Impact Fee	705,813	978,392	750,000	750,000
<b>Total: Licenses, Permits &amp; Franchises</b>			<b>705,813</b>	<b>978,392</b>	<b>750,000</b>	<b>750,000</b>
Revenues From Use of Money and Property						
4410125		Rev fr Use of Mny Prop - Int On Pooled Invstmnt	5,373	4,994	0	0
<b>Total: Revenues From Use of Money and Property</b>			<b>5,373</b>	<b>4,994</b>	<b>0</b>	<b>0</b>
<b>Total 25027 Roadway Impact Fees</b>			<b>711,187</b>	<b>983,386</b>	<b>750,000</b>	<b>750,000</b>
<b>25028 Transport Imprv Fee</b>						



**County of Marin**  
**Detail of Additional Financing Sources by Fund and Account**  
**Governmental Funds**  
**Fiscal Year 2014 - 15**

Fund Name	Financing Source Category	Financing Source Account	2012-13 Actual	2013-14 Estimated	2014-15 Recommended	2014-15 Adopted by the Board of Supervisors
1	2	3	4	5	6	7
<b>Revenues From Use of Money and Property</b>						
4410125	Rev fr Use of Mny Prop - Int On Pooled Invstmnt		300	263	3,000	3,000
<b>Total: Revenues From Use of Money and Property</b>			<b>300</b>	<b>263</b>	<b>3,000</b>	<b>3,000</b>
<b>Total 25028 Transport Imprv Fee</b>			<b>300</b>	<b>263</b>	<b>3,000</b>	<b>3,000</b>
<b>25029 DevelFee-TrfcMitigat</b>						
<b>Revenues From Use of Money and Property</b>						
4410125	Rev fr Use of Mny Prop - Int On Pooled Invstmnt		4	4	1,000	1,000
<b>Total: Revenues From Use of Money and Property</b>			<b>4</b>	<b>4</b>	<b>1,000</b>	<b>1,000</b>
<b>Total 25029 DevelFee-TrfcMitigat</b>			<b>4</b>	<b>4</b>	<b>1,000</b>	<b>1,000</b>
<b>25030 TrafficTam Comm Plan</b>						
<b>Revenues From Use of Money and Property</b>						
4410125	Rev fr Use of Mny Prop - Int On Pooled Invstmnt		123	115	3,000	3,000
<b>Total: Revenues From Use of Money and Property</b>			<b>123</b>	<b>115</b>	<b>3,000</b>	<b>3,000</b>
<b>Charges for Current Services</b>						
4640310	Other - Chrgs for Cur Svcs - Miscellaneous		94,497	0	11,500	11,500
<b>Total: Charges for Current Services</b>			<b>94,497</b>	<b>0</b>	<b>11,500</b>	<b>11,500</b>
<b>Total 25030 TrafficTam Comm Plan</b>			<b>94,620</b>	<b>115</b>	<b>14,500</b>	<b>14,500</b>
<b>25031 TrafficStrwbryIntcng</b>						
<b>Revenues From Use of Money and Property</b>						
4410125	Rev fr Use of Mny Prop - Int On Pooled Invstmnt		332	390	2,384	2,384
<b>Total: Revenues From Use of Money and Property</b>			<b>332</b>	<b>390</b>	<b>2,384</b>	<b>2,384</b>
<b>Charges for Current Services</b>						
4640310	Other - Chrgs for Cur Svcs - Miscellaneous		88,882	43,170	36,023	36,023
<b>Total: Charges for Current Services</b>			<b>88,882</b>	<b>43,170</b>	<b>36,023</b>	<b>36,023</b>
<b>Total 25031 TrafficStrwbryIntcng</b>			<b>89,215</b>	<b>43,560</b>	<b>38,407</b>	<b>38,407</b>
<b>25032 Traffic W S F Drake</b>						
<b>Revenues From Use of Money and Property</b>						
4410125	Rev fr Use of Mny Prop - Int On Pooled Invstmnt		120	119	1,022	1,022
<b>Total: Revenues From Use of Money and Property</b>			<b>120</b>	<b>119</b>	<b>1,022</b>	<b>1,022</b>

**County of Marin**  
**Detail of Additional Financing Sources by Fund and Account**  
**Governmental Funds**  
**Fiscal Year 2014 - 15**

Fund Name	Financing Source Category	Financing Source Account	2012-13 Actual	2013-14 Estimated	2014-15 Recommended	2014-15 Adopted by the Board of Supervisors
1	2	3	4	5	6	7
<b>Charges for Current Services</b>						
4640310	Other - Chrgs for Cur Svcs - Miscellaneous		0	24,630	26,940	26,940
<b>Total: Charges for Current Services</b>			<b>0</b>	<b>24,630</b>	<b>26,940</b>	<b>26,940</b>
<b>Total 25032 Traffic W S F Drake</b>			<b>120</b>	<b>24,749</b>	<b>27,962</b>	<b>27,962</b>
<b>25033 Traffic N. GateActiv</b>						
Revenues From Use of Money and Property						
4410125	Rev fr Use of Mny Prop - Int On Pooled Invstmnt		430	376	3,393	3,393
<b>Total: Revenues From Use of Money and Property</b>			<b>430</b>	<b>376</b>	<b>3,393</b>	<b>3,393</b>
<b>Charges for Current Services</b>						
4640310	Other - Chrgs for Cur Svcs - Miscellaneous		0	0	38,684	38,684
<b>Total: Charges for Current Services</b>			<b>0</b>	<b>0</b>	<b>38,684</b>	<b>38,684</b>
<b>Total 25033 Traffic N. GateActiv</b>			<b>430</b>	<b>376</b>	<b>42,077</b>	<b>42,077</b>
<b>25034 TrafficAthertonAve</b>						
Revenues From Use of Money and Property						
4410125	Rev fr Use of Mny Prop - Int On Pooled Invstmnt		505	442	4,738	4,738
<b>Total: Revenues From Use of Money and Property</b>			<b>505</b>	<b>442</b>	<b>4,738</b>	<b>4,738</b>
<b>Total 25034 TrafficAthertonAve</b>			<b>505</b>	<b>442</b>	<b>4,738</b>	<b>4,738</b>
<b>25035 TrafficSeminaryDrain</b>						
Revenues From Use of Money and Property						
4410125	Rev fr Use of Mny Prop - Int On Pooled Invstmnt		0	0	3,570	3,570
<b>Total: Revenues From Use of Money and Property</b>			<b>0</b>	<b>0</b>	<b>3,570</b>	<b>3,570</b>
<b>Total 25035 TrafficSeminaryDrain</b>			<b>0</b>	<b>0</b>	<b>3,570</b>	<b>3,570</b>
<b>25036 Woodacre Creek</b>						
Revenues From Use of Money and Property						
4410125	Rev fr Use of Mny Prop - Int On Pooled Invstmnt		6	3	0	0
<b>Total: Revenues From Use of Money and Property</b>			<b>6</b>	<b>3</b>	<b>0</b>	<b>0</b>
<b>Total 25036 Woodacre Creek</b>			<b>6</b>	<b>3</b>	<b>0</b>	<b>0</b>
<b>25038 BASWMAA-RegAdCampagn</b>						

**County of Marin**  
**Detail of Additional Financing Sources by Fund and Account**  
**Governmental Funds**  
**Fiscal Year 2014 - 15**

Fund Name	Financing Source Category	Financing Source Account	2012-13 Actual	2013-14 Estimated	2014-15 Recommended	2014-15 Adopted by the Board of Supervisors
1	2	3	4	5	6	7
<b>Revenues From Use of Money and Property</b>						
4410125	Rev fr Use of Mny Prop - Int On Pooled Invstmnt		0	0	0	0
<b>Total: Revenues From Use of Money and Property</b>			<b>0</b>	<b>0</b>	<b>0</b>	<b>0</b>
<b>Total 25038 BASWMAA-RegAdCampagn</b>			<b>0</b>	<b>0</b>	<b>0</b>	<b>0</b>
<b>25039 Youth Pilot Program</b>						
<b>Revenues From Use of Money and Property</b>						
4410125	Rev fr Use of Mny Prop - Int On Pooled Invstmnt		518	0	0	0
<b>Total: Revenues From Use of Money and Property</b>			<b>518</b>	<b>0</b>	<b>0</b>	<b>0</b>
<b>Total 25039 Youth Pilot Program</b>			<b>518</b>	<b>0</b>	<b>0</b>	<b>0</b>
<b>25040 Dom.ViolencW&amp;I 18290</b>						
<b>Revenues From Use of Money and Property</b>						
4410125	Rev fr Use of Mny Prop - Int On Pooled Invstmnt		17	24	0	0
<b>Total: Revenues From Use of Money and Property</b>			<b>17</b>	<b>24</b>	<b>0</b>	<b>0</b>
<b>Charges for Current Services</b>						
4710624	Misc Rev - SB1246 Domestic Violence Program		47,545	66,396	66,000	66,000
<b>Total: Charges for Current Services</b>			<b>47,545</b>	<b>66,396</b>	<b>66,000</b>	<b>66,000</b>
<b>Total 25040 Dom.ViolencW&amp;I 18290</b>			<b>47,562</b>	<b>66,420</b>	<b>66,000</b>	<b>66,000</b>
<b>25041 ChildrensTrst AB2994</b>						
<b>Revenues From Use of Money and Property</b>						
4410125	Rev fr Use of Mny Prop - Int On Pooled Invstmnt		90	72	0	0
<b>Total: Revenues From Use of Money and Property</b>			<b>90</b>	<b>72</b>	<b>0</b>	<b>0</b>
<b>Charges for Current Services</b>						
4640320	Chrgs for Cur Svcs - AB2994 Child Abuse Fees		41,354	41,205	23,400	23,400
<b>Total: Charges for Current Services</b>			<b>41,354</b>	<b>41,205</b>	<b>23,400</b>	<b>23,400</b>
<b>Total 25041 ChildrensTrst AB2994</b>			<b>41,444</b>	<b>41,277</b>	<b>23,400</b>	<b>23,400</b>
<b>25042 SocSvcsRealignmt</b>						
<b>Intergovernmental Revenues</b>						
4510310	State - Realignmt - Vehicle License Fees		197,709	2,043,180	234,309	234,309
4510710	State - Realignmt - Sales Tax		7,918,606	6,560,773	8,335,853	8,335,853

**County of Marin**  
**Detail of Additional Financing Sources by Fund and Account**  
**Governmental Funds**  
**Fiscal Year 2014 - 15**

Fund Name	Financing Source Category	Financing Source Account	2012-13 Actual	2013-14 Estimated	2014-15 Recommended	2014-15 Adopted by the Board of Supervisors
1	2	3	4	5	6	7
<b>Total: Intergovernmental Revenues</b>			<b>8,116,315</b>	<b>8,603,953</b>	<b>8,570,162</b>	<b>8,570,162</b>
<b>Total 25042 Soc Svcs Realignment</b>			<b>8,116,315</b>	<b>8,603,953</b>	<b>8,570,162</b>	<b>8,570,162</b>
<b>25043 Hlth Svcs Realignment</b>						
Intergovernmental Revenues						
4510310	State - Realignment - Vehicle License Fees		10,385,423	9,149,862	11,578,691	11,578,691
4510710	State - Realignment - Sales Tax		3,088,966	2,313,440	3,980,612	3,980,612
<b>Total: Intergovernmental Revenues</b>			<b>13,474,389</b>	<b>11,463,302</b>	<b>15,559,303</b>	<b>15,559,303</b>
<b>Total 25043 Hlth Svcs Realignment</b>			<b>13,474,389</b>	<b>11,463,302</b>	<b>15,559,303</b>	<b>15,559,303</b>
<b>25044 Health Program</b>						
Revenues From Use of Money and Property						
4410125	Rev fr Use of Mny Prop - Int On Pooled Invstmnt		4,754	5,265	0	0
<b>Total: Revenues From Use of Money and Property</b>			<b>4,754</b>	<b>5,265</b>	<b>0</b>	<b>0</b>
Intergovernmental Revenues						
4510830	State - Medical Administration Act (MAA)		461,726	952,676	1,062,225	1,062,225
4540325	Federal - Med Admin Activites/Trgtd Case Mgmt-CBO		145,046	66,971	214,800	214,800
4540355	Fed-PartnershpHealth		1,514,150	0	0	0
4550755	Federal - Grant		0	0	9,104	9,104
<b>Total: Intergovernmental Revenues</b>			<b>2,120,922</b>	<b>1,019,647</b>	<b>1,286,129</b>	<b>1,286,129</b>
<b>Total 25044 Health Program</b>			<b>2,125,677</b>	<b>1,024,912</b>	<b>1,286,129</b>	<b>1,286,129</b>
<b>25045 EmergMedSvcGC76104</b>						
Revenues From Use of Money and Property						
4410125	Rev fr Use of Mny Prop - Int On Pooled Invstmnt		1,715	1,803	0	0
<b>Total: Revenues From Use of Money and Property</b>			<b>1,715</b>	<b>1,803</b>	<b>0</b>	<b>0</b>
Intergovernmental Revenues						
4530512	State - SB12/612 - Maddy Funds		894,837	818,024	1,134,700	1,134,700
<b>Total: Intergovernmental Revenues</b>			<b>894,837</b>	<b>818,024</b>	<b>1,134,700</b>	<b>1,134,700</b>
Miscellaneous						
4710525	Misc Rev - Claims Payment Refund		0	19,225	0	0
4710625	Misc Rev - Donations For Special Prizes		0	0	0	0

**County of Marin**  
**Detail of Additional Financing Sources by Fund and Account**  
**Governmental Funds**  
**Fiscal Year 2014 - 15**

Fund Name	Financing Source Category	Financing Source Account	2012-13 Actual	2013-14 Estimated	2014-15 Recommended	2014-15 Adopted by the Board of Supervisors
1	2	3	4	5	6	7
<b>Total: Miscellaneous</b>			<b>0</b>	<b>19,225</b>	<b>0</b>	<b>0</b>
<b>Total 25045 EmergMedSvcGC76104</b>			<b>896,552</b>	<b>839,052</b>	<b>1,134,700</b>	<b>1,134,700</b>
<b>25046 MentiHlthRealignment</b>						
Intergovernmental Revenues						
4510310	State - Realignment - Vehicle License Fees		171,215	171,215	0	0
4510710	State - Realignment - Sales Tax		11,373,279	11,436,132	10,700,203	10,700,203
<b>Total: Intergovernmental Revenues</b>			<b>11,544,494</b>	<b>11,607,347</b>	<b>10,700,203</b>	<b>10,700,203</b>
<b>Total 25046 MentiHlthRealignment</b>			<b>11,544,494</b>	<b>11,607,347</b>	<b>10,700,203</b>	<b>10,700,203</b>
<b>25047 Mental Health Program</b>						
Revenues From Use of Money and Property						
4410125	Rev fr Use of Mny Prop - Int On Pooled Invstmnt		4,906	3,745	0	0
<b>Total: Revenues From Use of Money and Property</b>			<b>4,906</b>	<b>3,745</b>	<b>0</b>	<b>0</b>
Intergovernmental Revenues						
4550760	Federal - Medi-Cal		0	0	200,000	200,000
<b>Total: Intergovernmental Revenues</b>			<b>0</b>	<b>0</b>	<b>200,000</b>	<b>200,000</b>
<b>Total 25047 Mental Health Program</b>			<b>4,906</b>	<b>3,745</b>	<b>200,000</b>	<b>200,000</b>
<b>25048 Medi-Cal ManagedCare</b>						
Revenues From Use of Money and Property						
4410125	Rev fr Use of Mny Prop - Int On Pooled Invstmnt		5,244	1,810	0	0
<b>Total: Revenues From Use of Money and Property</b>			<b>5,244</b>	<b>1,810</b>	<b>0</b>	<b>0</b>
Intergovernmental Revenues						
4520110	State - Prop. 63 Mental Health Initiative		0	0	109,783	109,783
4520170	State - EPSDT		0	0	66,660	66,660
4540320	Federal - Managed Care In-Patient Federal		0	0	147,382	147,382
<b>Total: Intergovernmental Revenues</b>			<b>0</b>	<b>0</b>	<b>323,825</b>	<b>323,825</b>
<b>Total 25048 Medi-Cal ManagedCare</b>			<b>5,244</b>	<b>1,810</b>	<b>323,825</b>	<b>323,825</b>
<b>25049 MntiHlthSvcAct(Pr63)</b>						
Revenues From Use of Money and Property						

**County of Marin**  
**Detail of Additional Financing Sources by Fund and Account**  
**Governmental Funds**  
**Fiscal Year 2014 - 15**

Fund Name	Financing Source Category	Financing Source Account	2012-13 Actual	2013-14 Estimated	2014-15 Recommended	2014-15 Adopted by the Board of Supervisors
1	2	3	4	5	6	7
4410125	Rev fr Use of Mny Prop - Int On Pooled Invstmnt		21,478	20,261	0	0
<b>Total: Revenues From Use of Money and Property</b>			<b>21,478</b>	<b>20,261</b>	<b>0</b>	<b>0</b>
Intergovernmental Revenues						
4520110	State - Prop. 63 Mental Health Initiative		9,012,041	7,005,705	8,668,468	8,668,468
<b>Total: Intergovernmental Revenues</b>			<b>9,012,041</b>	<b>7,005,705</b>	<b>8,668,468</b>	<b>8,668,468</b>
<b>Total 25049 MntlHlthSvcAct(Pr63)</b>			<b>9,033,519</b>	<b>7,025,966</b>	<b>8,668,468</b>	<b>8,668,468</b>
<b>25050 Alcohol&amp;DrugProgram</b>						
Revenues From Use of Money and Property						
4410125	Rev fr Use of Mny Prop - Int On Pooled Invstmnt		(130)	(124)	0	0
<b>Total: Revenues From Use of Money and Property</b>			<b>(130)</b>	<b>(124)</b>	<b>0</b>	<b>0</b>
Intergovernmental Revenues						
4520510	State - Perinatal State		0	0	927,507	927,507
<b>Total: Intergovernmental Revenues</b>			<b>0</b>	<b>0</b>	<b>927,507</b>	<b>927,507</b>
<b>Total 25050 Alcohol&amp;DrugProgram</b>			<b>(130)</b>	<b>(124)</b>	<b>927,507</b>	<b>927,507</b>
<b>25051 SubstanAbusePrev-Fed</b>						
Revenues From Use of Money and Property						
4410125	Rev fr Use of Mny Prop - Int On Pooled Invstmnt		2,479	1,030	0	0
<b>Total: Revenues From Use of Money and Property</b>			<b>2,479</b>	<b>1,030</b>	<b>0</b>	<b>0</b>
Intergovernmental Revenues						
4540218	Federal - Substance Abuse Prevention and Treatment		1,825,489	1,262,049	1,990,443	1,990,443
<b>Total: Intergovernmental Revenues</b>			<b>1,825,489</b>	<b>1,262,049</b>	<b>1,990,443</b>	<b>1,990,443</b>
<b>Total 25051 SubstanAbusePrev-Fed</b>			<b>1,827,968</b>	<b>1,263,079</b>	<b>1,990,443</b>	<b>1,990,443</b>
<b>25052 SubAbPr36-H&amp;S11999.6</b>						
Revenues From Use of Money and Property						
4410125	Rev fr Use of Mny Prop - Int On Pooled Invstmnt		29	8	0	0
<b>Total: Revenues From Use of Money and Property</b>			<b>29</b>	<b>8</b>	<b>0</b>	<b>0</b>
<b>Total 25052 SubAbPr36-H&amp;S11999.6</b>			<b>29</b>	<b>8</b>	<b>0</b>	<b>0</b>
<b>25053 RecrdsModrnznGC27361</b>						

**County of Marin**  
**Detail of Additional Financing Sources by Fund and Account**  
**Governmental Funds**  
**Fiscal Year 2014 - 15**

Fund Name	Financing Source Category	Financing Source Account	2012-13 Actual	2013-14 Estimated	2014-15 Recommended	2014-15 Adopted by the Board of Supervisors
1	2	3	4	5	6	7
<b>Revenues From Use of Money and Property</b>						
4410125	Rev fr Use of Mny Prop - Int On Pooled Invstmnt		2,349	2,041	0	0
<b>Total: Revenues From Use of Money and Property</b>			<b>2,349</b>	<b>2,041</b>	<b>0</b>	<b>0</b>
<b>Charges for Current Services</b>						
4640130	Chrgs for Cur Svcs #Records Modernization Fund		485,683	288,200	276,505	276,505
<b>Total: Charges for Current Services</b>			<b>485,683</b>	<b>288,200</b>	<b>276,505</b>	<b>276,505</b>
<b>Total 25053 RecrdsModrnznGC27361</b>			<b>488,032</b>	<b>290,241</b>	<b>276,505</b>	<b>276,505</b>
<b>25054 MicrogrConvGC27361.4</b>						
<b>Revenues From Use of Money and Property</b>						
4410125	Rev fr Use of Mny Prop - Int On Pooled Invstmnt		696	683	0	0
<b>Total: Revenues From Use of Money and Property</b>			<b>696</b>	<b>683</b>	<b>0</b>	<b>0</b>
<b>Charges for Current Services</b>						
4640120	Chrgs for Cur Svcs -Micrographic Conversion Fund		97,039	63,388	51,786	51,786
<b>Total: Charges for Current Services</b>			<b>97,039</b>	<b>63,388</b>	<b>51,786</b>	<b>51,786</b>
<b>Total 25054 MicrogrConvGC27361.4</b>			<b>97,735</b>	<b>64,071</b>	<b>51,786</b>	<b>51,786</b>
<b>25055 VitalsAutomat-SB1535</b>						
<b>Revenues From Use of Money and Property</b>						
4410125	Rev fr Use of Mny Prop - Int On Pooled Invstmnt		86	89	0	0
<b>Total: Revenues From Use of Money and Property</b>			<b>86</b>	<b>89</b>	<b>0</b>	<b>0</b>
<b>Charges for Current Services</b>						
4631225	Chrgs for Cur Svcs - Vital Statistics Fees		13,631	17,515	11,134	11,134
<b>Total: Charges for Current Services</b>			<b>13,631</b>	<b>17,515</b>	<b>11,134</b>	<b>11,134</b>
<b>Total 25055 VitalsAutomat-SB1535</b>			<b>13,716</b>	<b>17,604</b>	<b>11,134</b>	<b>11,134</b>
<b>25056 SS# Truncation Prog</b>						
<b>Revenues From Use of Money and Property</b>						
4410125	Rev fr Use of Mny Prop - Int On Pooled Invstmnt		151	186	0	0
<b>Total: Revenues From Use of Money and Property</b>			<b>151</b>	<b>186</b>	<b>0</b>	<b>0</b>
<b>Charges for Current Services</b>						
4640135	Chrgs for Cur Svcs #Social Security Redaction Fund		97,039	63,388	74,680	74,680

**County of Marin**  
**Detail of Additional Financing Sources by Fund and Account**  
**Governmental Funds**  
**Fiscal Year 2014 - 15**

Fund Name	Financing Source Category	Financing Source Account	2012-13 Actual	2013-14 Estimated	2014-15 Recommended	2014-15 Adopted by the Board of Supervisors
1	2	3	4	5	6	7
<b>Total: Charges for Current Services</b>			<b>97,039</b>	<b>63,388</b>	<b>74,680</b>	<b>74,680</b>
<b>Total 25056 SS# Truncation Prog</b>			<b>97,190</b>	<b>63,574</b>	<b>74,680</b>	<b>74,680</b>
<b>25057 DMV VehThftPC9250.14</b>						
Revenues From Use of Money and Property						
4410125	Rev fr Use of Mny Prop - Int On Pooled Invstmnt		410	380	0	0
<b>Total: Revenues From Use of Money and Property</b>			<b>410</b>	<b>380</b>	<b>0</b>	<b>0</b>
Intergovernmental Revenues						
4530526	State - Proposition 1B		0	89,253	0	0
4530527	State - Grant		27,567	0	0	0
4530546	State vehicle theft prosecutions and enforcements		88,927	30,341	100,000	100,000
4530547	State Local Assist Small County Law Enforcement		0	0	0	0
<b>Total: Intergovernmental Revenues</b>			<b>116,494</b>	<b>119,594</b>	<b>100,000</b>	<b>100,000</b>
<b>Total 25057 DMV VehThftPC9250.14</b>			<b>116,904</b>	<b>119,974</b>	<b>100,000</b>	<b>100,000</b>
<b>25058 SuplLocLawEnfr(COPS)</b>						
Revenues From Use of Money and Property						
4410125	Rev fr Use of Mny Prop - Int On Pooled Invstmnt		5,282	5,116	0	0
4410475	Rev fr Use of Money and Prop - Cash Discounts		0	250	0	0
<b>Total: Revenues From Use of Money and Property</b>			<b>5,282</b>	<b>5,366</b>	<b>0</b>	<b>0</b>
Intergovernmental Revenues						
4530110	State -Citizen Option for Public Safet (COPS)		60,890	10,475	0	0
4530547	State Local Assist Small County Law Enforcement		527,885	517,984	0	0
<b>Total: Intergovernmental Revenues</b>			<b>588,775</b>	<b>528,459</b>	<b>0</b>	<b>0</b>
<b>Total 25058 SuplLocLawEnfr(COPS)</b>			<b>594,057</b>	<b>533,825</b>	<b>0</b>	<b>0</b>
<b>25059 Sheriff-CrimePrevent</b>						
Revenues From Use of Money and Property						
4410125	Rev fr Use of Mny Prop - Int On Pooled Invstmnt		113	114	0	0
<b>Total: Revenues From Use of Money and Property</b>			<b>113</b>	<b>114</b>	<b>0</b>	<b>0</b>
Intergovernmental Revenues						
4570110	Other Govt Agencies - Oth Ctys/CntysMiscRefnd\Reim		10,000	12,500	0	0



**County of Marin**  
**Detail of Additional Financing Sources by Fund and Account**  
**Governmental Funds**  
**Fiscal Year 2014 - 15**

Fund Name	Financing Source Category	Financing Source Account	2012-13 Actual	2013-14 Estimated	2014-15 Recommended	2014-15 Adopted by the Board of Supervisors
1	2	3	4	5	6	7
<b>Total: Intergovernmental Revenues</b>			<b>10,000</b>	<b>12,500</b>	<b>0</b>	<b>0</b>
Charges for Current Services						
	4640310	Other - Chrgs for Cur Svcs - Miscellaneous	45,000	0	15,000	15,000
<b>Total: Charges for Current Services</b>			<b>45,000</b>	<b>0</b>	<b>15,000</b>	<b>15,000</b>
<b>Total 25059 Sheriff-CrimePrevent</b>			<b>55,113</b>	<b>12,614</b>	<b>15,000</b>	<b>15,000</b>
<b>25060 Zero Waste Pub. Outreach</b>						
Licenses, Permits & Franchises						
	4240130	Zero Waste Program Fees	83,351	83,351	0	0
<b>Total: Licenses, Permits &amp; Franchises</b>			<b>83,351</b>	<b>83,351</b>	<b>0</b>	<b>0</b>
Revenues From Use of Money and Property						
	4410125	Rev fr Use of Mny Prop - Int On Pooled Invstmnt	144	189	0	0
<b>Total: Revenues From Use of Money and Property</b>			<b>144</b>	<b>189</b>	<b>0</b>	<b>0</b>
<b>Total 25060 Zero Waste Pub. Outreach</b>			<b>83,495</b>	<b>83,540</b>	<b>0</b>	<b>0</b>
<b>25061 Refuse Truck Rd. Impact</b>						
Licenses, Permits & Franchises						
	4240110	Roadway Impact Fee	71,237	198,641	0	0
<b>Total: Licenses, Permits &amp; Franchises</b>			<b>71,237</b>	<b>198,641</b>	<b>0</b>	<b>0</b>
Revenues From Use of Money and Property						
	4410125	Rev fr Use of Mny Prop - Int On Pooled Invstmnt	103	320	0	0
<b>Total: Revenues From Use of Money and Property</b>			<b>103</b>	<b>320</b>	<b>0</b>	<b>0</b>
<b>Total 25061 Refuse Truck Rd. Impact</b>			<b>71,340</b>	<b>198,961</b>	<b>0</b>	<b>0</b>
<b>25062 Project Independence</b>						
Revenues From Use of Money and Property						
	4410125	Rev fr Use of Mny Prop - Int On Pooled Invstmnt	(32)	(39)	0	0
<b>Total: Revenues From Use of Money and Property</b>			<b>(32)</b>	<b>(39)</b>	<b>0</b>	<b>0</b>
Intergovernmental Revenues						
	4550515	Federal - Agency on Aging	0	0	3,000	3,000
<b>Total: Intergovernmental Revenues</b>			<b>0</b>	<b>0</b>	<b>3,000</b>	<b>3,000</b>
Miscellaneous						

**County of Marin**  
**Detail of Additional Financing Sources by Fund and Account**  
**Governmental Funds**  
**Fiscal Year 2014 - 15**

Fund Name	Financing Source Category	Financing Source Account	2012-13 Actual	2013-14 Estimated	2014-15 Recommended	2014-15 Adopted by the Board of Supervisors
1	2	3	4	5	6	7
	4710615	Misc Rev - Donations (General)	70	20	0	0
	<b>Total: Miscellaneous</b>		<b>70</b>	<b>20</b>	<b>0</b>	<b>0</b>
	<b>Total 25062 Project Independence</b>		<b>38</b>	<b>(19)</b>	<b>3,000</b>	<b>3,000</b>
<b>25063 Public Safety Realignment (AB109)</b>						
	Fines, Forfeitures, and Penalties					
	4710642	Misc Rev # Other	152	287	0	0
	<b>Total: Fines, Forfeitures, and Penalties</b>		<b>152</b>	<b>287</b>	<b>0</b>	<b>0</b>
	Revenues From Use of Money and Property					
	4410125	Rev fr Use of Mny Prop - Int On Pooled Invstmnt	1,457	2,100	0	0
	<b>Total: Revenues From Use of Money and Property</b>		<b>1,457</b>	<b>2,100</b>	<b>0</b>	<b>0</b>
	Intergovernmental Revenues					
	4511820	State - Realignment - Public Safety AB 109 CCP	862,896	0	0	0
	4511930	State-Community Corrections (SB1020)	0	1,059,356	0	0
	<b>Total: Intergovernmental Revenues</b>		<b>862,896</b>	<b>1,059,356</b>	<b>0</b>	<b>0</b>
	Other Financing Sources					
	4810110	Transfers In	2,480,829	2,421,904	3,337,534	3,337,534
	<b>Total: Other Financing Sources</b>		<b>2,480,829</b>	<b>2,421,904</b>	<b>3,337,534</b>	<b>3,337,534</b>
	<b>Total 25063 Public Safety Realignment (AB109)</b>		<b>3,345,334</b>	<b>3,483,647</b>	<b>3,337,534</b>	<b>3,337,534</b>
<b>25064 Realignment-Adoption Assistance</b>						
	Revenues From Use of Money and Property					
	4410125	Rev fr Use of Mny Prop - Int On Pooled Invstmnt	519	0	0	0
	<b>Total: Revenues From Use of Money and Property</b>		<b>519</b>	<b>0</b>	<b>0</b>	<b>0</b>
	Intergovernmental Revenues					
	4510612	State - Adoption State	160,883	0	0	0
	<b>Total: Intergovernmental Revenues</b>		<b>160,883</b>	<b>0</b>	<b>0</b>	<b>0</b>
	<b>Total 25064 Realignment-Adoption Assistance</b>		<b>161,402</b>	<b>0</b>	<b>0</b>	<b>0</b>
<b>25065 Realignment-Adoptions Admin.</b>						
	Revenues From Use of Money and Property					
	4410125	Rev fr Use of Mny Prop - Int On Pooled Invstmnt	50	0	0	0

**County of Marin**  
**Detail of Additional Financing Sources by Fund and Account**  
**Governmental Funds**  
**Fiscal Year 2014 - 15**

Fund Name	Financing Source Category	Financing Source Account	2012-13 Actual	2013-14 Estimated	2014-15 Recommended	2014-15 Adopted by the Board of Supervisors
1	2	3	4	5	6	7
<b>Total: Revenues From Use of Money and Property</b>			<b>50</b>	<b>0</b>	<b>0</b>	<b>0</b>
Intergovernmental Revenues						
	4510615	State - Adoption Administration - State	56,330	0	0	0
<b>Total: Intergovernmental Revenues</b>			<b>56,330</b>	<b>0</b>	<b>0</b>	<b>0</b>
<b>Total 25065 Realignment-Adoptions Admin.</b>			<b>56,381</b>	<b>0</b>	<b>0</b>	<b>0</b>
<b>25066 Realignment-Adult Drug Court</b>						
Revenues From Use of Money and Property						
	4410125	Rev fr Use of Mny Prop - Int On Pooled Invstmnt	18	0	0	0
<b>Total: Revenues From Use of Money and Property</b>			<b>18</b>	<b>0</b>	<b>0</b>	<b>0</b>
Intergovernmental Revenues						
	4520315	State - Drug State	17,218	0	0	0
<b>Total: Intergovernmental Revenues</b>			<b>17,218</b>	<b>0</b>	<b>0</b>	<b>0</b>
<b>Total 25066 Realignment-Adult Drug Court</b>			<b>17,236</b>	<b>0</b>	<b>0</b>	<b>0</b>
<b>25067 Realignment-Adult Protective Services</b>						
Revenues From Use of Money and Property						
	4410125	Rev fr Use of Mny Prop - Int On Pooled Invstmnt	65	0	0	0
<b>Total: Revenues From Use of Money and Property</b>			<b>65</b>	<b>0</b>	<b>0</b>	<b>0</b>
Intergovernmental Revenues						
	4510625	State - Adult Protective Services	73,092	0	0	0
<b>Total: Intergovernmental Revenues</b>			<b>73,092</b>	<b>0</b>	<b>0</b>	<b>0</b>
<b>Total 25067 Realignment-Adult Protective Services</b>			<b>73,157</b>	<b>0</b>	<b>0</b>	<b>0</b>
<b>25068 Realignment-Child Abuse Prevention (</b>						
Revenues From Use of Money and Property						
	4410125	Rev fr Use of Mny Prop - Int On Pooled Invstmnt	19	0	0	0
<b>Total: Revenues From Use of Money and Property</b>			<b>19</b>	<b>0</b>	<b>0</b>	<b>0</b>
Intergovernmental Revenues						
	4510610	State - Comprehensive Emergency Svcs Child - State	17,014	0	0	0
<b>Total: Intergovernmental Revenues</b>			<b>17,014</b>	<b>0</b>	<b>0</b>	<b>0</b>
<b>Total 25068 Realignment-Child Abuse Prevention (CAPI</b>			<b>17,033</b>	<b>0</b>	<b>0</b>	<b>0</b>

**County of Marin**  
**Detail of Additional Financing Sources by Fund and Account**  
**Governmental Funds**  
**Fiscal Year 2014 - 15**

Fund Name	Financing Source Category	Financing Source Account	2012-13 Actual	2013-14 Estimated	2014-15 Recommended	2014-15 Adopted by the Board of Supervisors
1	2	3	4	5	6	7

<b>25069 Realignment-Child Welfare Services</b>						
Revenues From Use of Money and Property						
4410125	Rev fr Use of Mny Prop - Int On Pooled Invstmnt		296	0	0	0
<b>Total: Revenues From Use of Money and Property</b>			<b>296</b>	<b>0</b>	<b>0</b>	<b>0</b>
Intergovernmental Revenues						
4510621	State - Child Welfare Services		331,512	0	0	0
<b>Total: Intergovernmental Revenues</b>			<b>331,512</b>	<b>0</b>	<b>0</b>	<b>0</b>
<b>Total 25069 Realignment-Child Welfare Services</b>			<b>331,808</b>	<b>0</b>	<b>0</b>	<b>0</b>
<b>25070 Realignment-Drug Medi-Cal</b>						
Revenues From Use of Money and Property						
4410125	Rev fr Use of Mny Prop - Int On Pooled Invstmnt		163	0	0	0
<b>Total: Revenues From Use of Money and Property</b>			<b>163</b>	<b>0</b>	<b>0</b>	<b>0</b>
Intergovernmental Revenues						
4520315	State - Drug State		54,091	0	0	0
<b>Total: Intergovernmental Revenues</b>			<b>54,091</b>	<b>0</b>	<b>0</b>	<b>0</b>
<b>Total 25070 Realignment-Drug Medi-Cal</b>			<b>54,254</b>	<b>0</b>	<b>0</b>	<b>0</b>
<b>25071 Realignment-Non Drug Medi-Cal</b>						
Revenues From Use of Money and Property						
4410125	Rev fr Use of Mny Prop - Int On Pooled Invstmnt		245	0	0	0
<b>Total: Revenues From Use of Money and Property</b>			<b>245</b>	<b>0</b>	<b>0</b>	<b>0</b>
Intergovernmental Revenues						
4520320	State - Alcohol State		50,146	0	0	0
<b>Total: Intergovernmental Revenues</b>			<b>50,146</b>	<b>0</b>	<b>0</b>	<b>0</b>
<b>Total 25071 Realignment-Non Drug Medi-Cal</b>			<b>50,391</b>	<b>0</b>	<b>0</b>	<b>0</b>
<b>25072 Realignment-State Foster Care Admin</b>						
Revenues From Use of Money and Property						
4410125	Rev fr Use of Mny Prop - Int On Pooled Invstmnt		7	0	0	0
<b>Total: Revenues From Use of Money and Property</b>			<b>7</b>	<b>0</b>	<b>0</b>	<b>0</b>
Intergovernmental Revenues						

**County of Marin**  
**Detail of Additional Financing Sources by Fund and Account**  
**Governmental Funds**  
**Fiscal Year 2014 - 15**

Fund Name	Financing Source Category	Financing Source Account	2012-13 Actual	2013-14 Estimated	2014-15 Recommended	2014-15 Adopted by the Board of Supervisors
1	2	3	4	5	6	7
4510617	State - Foster Care		8,231	0	0	0
<b>Total: Intergovernmental Revenues</b>			8,231	0	0	0
<b>Total 25072 Realignment-State Foster Care Admin</b>			8,238	0	0	0
<b>25073 Realignment-State Foster Care Assista</b>						
Revenues From Use of Money and Property						
4410125	Rev fr Use of Mny Prop - Int On Pooled Invstmnt		474	0	0	0
<b>Total: Revenues From Use of Money and Property</b>			474	0	0	0
Intergovernmental Revenues						
4510611	State - Foster Care - State		224,165	0	0	0
<b>Total: Intergovernmental Revenues</b>			224,165	0	0	0
<b>Total 25073 Realignment-State Foster Care Assistance</b>			224,639	0	0	0
<b>25074 Realignment-Women &amp; Child Resident</b>						
Revenues From Use of Money and Property						
4410125	Rev fr Use of Mny Prop - Int On Pooled Invstmnt		127	0	0	0
<b>Total: Revenues From Use of Money and Property</b>			127	0	0	0
Intergovernmental Revenues						
4520510	State - Perinatal State		80,578	0	0	0
<b>Total: Intergovernmental Revenues</b>			80,578	0	0	0
<b>Total 25074 Realignment-Women &amp; Child Residential Tr</b>			80,705	0	0	0
<b>25075 Realignment-Cal WORKs MOE</b>						
Revenues From Use of Money and Property						
4410125	Rev fr Use of Mny Prop - Int On Pooled Invstmnt		2,992	1,814	0	0
<b>Total: Revenues From Use of Money and Property</b>			2,992	1,814	0	0
Intergovernmental Revenues						
4510310	State - Realignment - Vehicle License Fees		0	457,871	457,871	457,871
4510710	State - Realignment - Sales Tax		0	328,276	328,276	328,276
4540217	Federal - Cal WORKs Assistance		5,971,062	5,128,902	6,045,204	6,045,204
<b>Total: Intergovernmental Revenues</b>			5,971,062	5,915,049	6,831,351	6,831,351
<b>Total 25075 Realignment-Cal WORKs MOE</b>			5,974,054	5,916,863	6,831,351	6,831,351

**County of Marin**  
**Detail of Additional Financing Sources by Fund and Account**  
**Governmental Funds**  
**Fiscal Year 2014 - 15**

Fund Name	Financing Source Category	Financing Source Account	2012-13 Actual	2013-14 Estimated	2014-15 Recommended	2014-15 Adopted by the Board of Supervisors
1	2	3	4	5	6	7

**25076 County Local Revenue Fund 2011**

<b>Revenues From Use of Money and Property</b>						
4410125	Rev fr Use of Mny Prop - Int On Pooled Invstmnt		2,615	12,116	0	0
<b>Total: Revenues From Use of Money and Property</b>			<b>2,615</b>	<b>12,116</b>	<b>0</b>	<b>0</b>
<b>Intergovernmental Revenues</b>						
4510610	State - Comprehensive Emergency Svcs Child - State		71,407	94,320	81,307	81,307
4510611	State - Foster Care - State		1,138,260	1,503,523	92,732	92,732
4510612	State - Adoption State		994,057	1,313,031	1,131,567	1,131,567
4510615	State - Adoption Administration - State		244,951	323,541	278,845	278,845
4510617	State - Foster Care		40,725	53,783	1,331,500	1,331,500
4510621	State - Child Welfare Services		1,773,707	2,342,800	2,019,106	2,019,106
4510625	State - Adult Protective Services		364,719	481,738	415,190	415,190
4511930	State-Community Corrections (SB1020)		2,480,829	6,084,268	3,139,752	3,139,752
4511935	State-DA/PD (SB1020)		26,408	14,292	0	0
4511940	State-Juvenile Justice (SB1020)		347,756	831,923	716,531	716,531
4511945	State-Youthful Offender Block Grant (SB1020)		432,963	619,167	538,430	538,430
4511950	State-Juvenile Reentry Grant (SB 1020)		0	589,079	622,056	622,056
4520170	State - EPSDT		1,398,326	1,668,311	589,999	589,999
4520315	State - Drug State		395,179	473,302	389,674	389,674
4520320	State - Alcohol State		243,187	276,127	0	0
4520510	State - Perinatal State		607,071	728,480	728,485	728,485
4520710	State - Tuberculosis Control		0	0	302,654	302,654
4530527	State - Grant		272,811	0	0	0
4540320	Federal - Managed Care In-Patient Federal		1,003,147	1,169,942	720,742	720,742
<b>Total: Intergovernmental Revenues</b>			<b>11,835,505</b>	<b>18,567,625</b>	<b>13,098,570</b>	<b>13,098,570</b>
<b>Total 25076 County Local Revenue Fund 2011</b>			<b>11,838,120</b>	<b>18,579,740</b>	<b>13,098,570</b>	<b>13,098,570</b>

**25077 Juvenile Justice Realignment**

<b>Revenues From Use of Money and Property</b>						
4410125	Rev fr Use of Mny Prop - Int On Pooled Invstmnt		0	743	0	0

**County of Marin**  
**Detail of Additional Financing Sources by Fund and Account**  
**Governmental Funds**  
**Fiscal Year 2014 - 15**

Fund Name	Financing Source Category	Financing Source Account	2012-13 Actual	2013-14 Estimated	2014-15 Recommended	2014-15 Adopted by the Board of Supervisors
1	2	3	4	5	6	7
<b>Total: Revenues From Use of Money and Property</b>			<b>0</b>	<b>743</b>	<b>0</b>	<b>0</b>
Intergovernmental Revenues						
4511930	State-Community Corrections (SB1020)		0	233,062	0	0
4511945	State-Youthful Offender Block Grant (SB1020)		0	650,445	0	0
<b>Total: Intergovernmental Revenues</b>			<b>0</b>	<b>883,507</b>	<b>0</b>	<b>0</b>
Other Financing Sources						
4810110	Transfers In		780,719	1,033,258	1,179,218	1,179,218
4810250	Operating Transfers In - Other		0	0	0	0
<b>Total: Other Financing Sources</b>			<b>780,719</b>	<b>1,033,258</b>	<b>1,179,218</b>	<b>1,179,218</b>
<b>Total 25077 Juvenile Justice Realignment</b>			<b>780,719</b>	<b>1,917,508</b>	<b>1,179,218</b>	<b>1,179,218</b>
<b>27905 Non Motorized Transportation Pilot Pr</b>						
Revenues From Use of Money and Property						
4410125	Rev fr Use of Mny Prop - Int On Pooled Invstmnt		(1,485)	314	0	0
<b>Total: Revenues From Use of Money and Property</b>			<b>(1,485)</b>	<b>314</b>	<b>0</b>	<b>0</b>
Intergovernmental Revenues						
4550755	Federal - Grant		1,715,163	453,805	0	0
4570120	Other Govt Agencies - Local Grant Revenue		18,216	265,000	0	0
<b>Total: Intergovernmental Revenues</b>			<b>1,733,379</b>	<b>718,805</b>	<b>0</b>	<b>0</b>
Charges for Current Services						
4710631	Misc Rev - Contract Revenue		0	400	0	0
<b>Total: Charges for Current Services</b>			<b>0</b>	<b>400</b>	<b>0</b>	<b>0</b>
<b>Total 27905 Non Motorized Transportation Pilot Prog</b>			<b>1,731,894</b>	<b>719,518</b>	<b>0</b>	<b>0</b>
<b>31040 EAST SHORE WASTEWATER MAINT</b>						
Revenues From Use of Money and Property						
4410125	Rev fr Use of Mny Prop - Int On Pooled Invstmnt		45	59	0	0
<b>Total: Revenues From Use of Money and Property</b>			<b>45</b>	<b>59</b>	<b>0</b>	<b>0</b>
Charges for Current Services						
4120610	Special Benefit Tax/Assessment - Prop Tax		42,843	43,357	40,112	40,112
4120611	Contra Revenue # Admin Fee Special Taxes & Fees		0	(198)	0	0

**County of Marin**  
**Detail of Additional Financing Sources by Fund and Account**  
**Governmental Funds**  
**Fiscal Year 2014 - 15**

Fund Name	Financing Source Category	Financing Source Account	2012-13 Actual	2013-14 Estimated	2014-15 Recommended	2014-15 Adopted by the Board of Supervisors
1	2	3	4	5	6	7
<b>Total: Charges for Current Services</b>			<b>42,843</b>	<b>43,159</b>	<b>40,112</b>	<b>40,112</b>
<b>Total 31040 EAST SHORE WASTEWATER MAINTENANCE F</b>			<b>42,888</b>	<b>43,218</b>	<b>40,112</b>	<b>40,112</b>
<b>33020 Employees' Retirement Operations</b>						
Fines, Forfeitures, and Penalties						
4710642	Misc Rev # Other		0	0	2,494,739	2,494,739
<b>Total: Fines, Forfeitures, and Penalties</b>			<b>0</b>	<b>0</b>	<b>2,494,739</b>	<b>2,494,739</b>
Revenues From Use of Money and Property						
4410125	Rev fr Use of Mny Prop - Int On Pooled Invstmnt		(124)	0	0	0
4410410	Rev fr Use of Money and Prop - Sales and Services		60	0	0	0
<b>Total: Revenues From Use of Money and Property</b>			<b>(65)</b>	<b>0</b>	<b>0</b>	<b>0</b>
Intergovernmental Revenues						
4570110	Other Govt Agencies - Oth Ctys/CntysMiscRefnd\Reim		0	2,204,901	0	0
<b>Total: Intergovernmental Revenues</b>			<b>0</b>	<b>2,204,901</b>	<b>0</b>	<b>0</b>
Miscellaneous						
4761104	MCERA - Receipts from Pension Custodian		3,417,815	0	0	0
<b>Total: Miscellaneous</b>			<b>3,417,815</b>	<b>0</b>	<b>0</b>	<b>0</b>
<b>Total 33020 Employees' Retirement Operations</b>			<b>3,417,750</b>	<b>2,204,901</b>	<b>2,494,739</b>	<b>2,494,739</b>
<b>34430 Point Reyes Station Visitors Facility T</b>						
Revenues From Use of Money and Property						
4410125	Rev fr Use of Mny Prop - Int On Pooled Invstmnt		7	6	0	0
<b>Total: Revenues From Use of Money and Property</b>			<b>7</b>	<b>6</b>	<b>0</b>	<b>0</b>
<b>Total 34430 Point Reyes Station Visitors Facility Tr</b>			<b>7</b>	<b>6</b>	<b>0</b>	<b>0</b>
<b>70072 Waste Mgmt JPA-West Marin</b>						
Revenues From Use of Money and Property						
4410125	Rev fr Use of Mny Prop - Int On Pooled Invstmnt		115	101	0	0
<b>Total: Revenues From Use of Money and Property</b>			<b>115</b>	<b>101</b>	<b>0</b>	<b>0</b>
<b>Total 70072 Waste Mgmt JPA-West Marin</b>			<b>115</b>	<b>101</b>	<b>0</b>	<b>0</b>
<b>80301 Dispute Resolution BP470.3</b>						



**County of Marin**  
**Detail of Additional Financing Sources by Fund and Account**  
**Governmental Funds**  
**Fiscal Year 2014 - 15**

Fund Name	Financing Source Category	Financing Source Account	2012-13 Actual	2013-14 Estimated	2014-15 Recommended	2014-15 Adopted by the Board of Supervisors
1	2	3	4	5	6	7
<b>Fines, Forfeitures, and Penalties</b>						
4710642	Misc Rev # Other		0	36,077	0	0
<b>Total: Fines, Forfeitures, and Penalties</b>			0	36,077	0	0
<b>Revenues From Use of Money and Property</b>						
4410125	Rev fr Use of Mny Prop - Int On Pooled Invstmnt		20	13	0	0
<b>Total: Revenues From Use of Money and Property</b>			20	13	0	0
<b>Total 80301 Dispute Resolution BP470.3</b>			20	36,090	0	0
<b>80303 Criminal Justice Fac GC 76101</b>						
<b>Fines, Forfeitures, and Penalties</b>						
4310236	Fines-Criminal Justice Facilities Const Fund		486,621	475,385	540,000	540,000
<b>Total: Fines, Forfeitures, and Penalties</b>			486,621	475,385	540,000	540,000
<b>Revenues From Use of Money and Property</b>						
4410125	Rev fr Use of Mny Prop - Int On Pooled Invstmnt		(50)	(127)	0	0
<b>Total: Revenues From Use of Money and Property</b>			(50)	(127)	0	0
<b>Total 80303 Criminal Justice Fac GC 76101</b>			486,571	475,258	540,000	540,000
<b>80307 Marin Wildlife Grants</b>						
<b>Revenues From Use of Money and Property</b>						
4410125	Rev fr Use of Mny Prop - Int On Pooled Invstmnt		89	78	0	0
<b>Total: Revenues From Use of Money and Property</b>			89	78	0	0
<b>Total 80307 Marin Wildlife Grants</b>			89	78	0	0
<b>80401 Planning - In-lieu Housing</b>						
<b>Licenses, Permits &amp; Franchises</b>						
4710648	Misc Rev Affordable Housing Impact Fees		363,956	382,370	100,000	100,000
4710649	Misc Rev Planning In Lieu Housing Fees		55,351	0	0	0
<b>Total: Licenses, Permits &amp; Franchises</b>			419,307	382,370	100,000	100,000
<b>Revenues From Use of Money and Property</b>						
4410125	Rev fr Use of Mny Prop - Int On Pooled Invstmnt		6,040	5,661	0	0
<b>Total: Revenues From Use of Money and Property</b>			6,040	5,661	0	0
<b>Other Financing Sources</b>						

**County of Marin**  
**Detail of Additional Financing Sources by Fund and Account**  
**Governmental Funds**  
**Fiscal Year 2014 - 15**

Fund Name	Financing Source Category	Financing Source Account	2012-13 Actual	2013-14 Estimated	2014-15 Recommended	2014-15 Adopted by the Board of Supervisors
1	2	3	4	5	6	7
4810110	Transfers In		390,000	250,000	250,000	250,000
<b>Total: Other Financing Sources</b>			<b>390,000</b>	<b>250,000</b>	<b>250,000</b>	<b>250,000</b>
<b>Total 80401 Planning - In-lieu Housing</b>			<b>815,347</b>	<b>638,031</b>	<b>350,000</b>	<b>350,000</b>
<b>80402 Planning - In-lieu Parks</b>						
Revenues From Use of Money and Property						
4410125	Rev fr Use of Mny Prop - Int On Pooled Invstmnt		288	253	0	0
<b>Total: Revenues From Use of Money and Property</b>			<b>288</b>	<b>253</b>	<b>0</b>	<b>0</b>
<b>Total 80402 Planning - In-lieu Parks</b>			<b>288</b>	<b>253</b>	<b>0</b>	<b>0</b>
<b>80404 Final Map &amp; Plan Check Fees</b>						
Revenues From Use of Money and Property						
4410125	Rev fr Use of Mny Prop - Int On Pooled Invstmnt		324	284	0	0
<b>Total: Revenues From Use of Money and Property</b>			<b>324</b>	<b>284</b>	<b>0</b>	<b>0</b>
<b>Total 80404 Final Map &amp; Plan Check Fees</b>			<b>324</b>	<b>284</b>	<b>0</b>	<b>0</b>
<b>80406 Planning Misc</b>						
Revenues From Use of Money and Property						
4410125	Rev fr Use of Mny Prop - Int On Pooled Invstmnt		0	(49)	0	0
<b>Total: Revenues From Use of Money and Property</b>			<b>0</b>	<b>(49)</b>	<b>0</b>	<b>0</b>
<b>Total 80406 Planning Misc</b>			<b>0</b>	<b>(49)</b>	<b>0</b>	<b>0</b>
<b>80552 Real Estate Fraud GC27388</b>						
Revenues From Use of Money and Property						
4410125	Rev fr Use of Mny Prop - Int On Pooled Invstmnt		289	226	0	0
<b>Total: Revenues From Use of Money and Property</b>			<b>289</b>	<b>226</b>	<b>0</b>	<b>0</b>
Charges for Current Services						
4240160	Dist Attorney #real estate recording fees GC27388		176,162	97,905	0	0
4631230	Chrgs for Cur Svcs - Recording Fees		0	(3)	0	0
<b>Total: Charges for Current Services</b>			<b>176,162</b>	<b>97,902</b>	<b>0</b>	<b>0</b>
<b>Total 80552 Real Estate Fraud GC27388</b>			<b>176,450</b>	<b>98,128</b>	<b>0</b>	<b>0</b>
<b>80553 High Tech Theft Apprehension Grant</b>						

## County of Marin

### Detail of Additional Financing Sources by Fund and Account Governmental Funds Fiscal Year 2014 - 15

Fund Name	Financing Source Category	Financing Source Account	2012-13 Actual	2013-14 Estimated	2014-15 Recommended	2014-15 Adopted by the Board of Supervisors
1	2	3	4	5	6	7
<b>Revenues From Use of Money and Property</b>						
4410125	Rev fr Use of Mny Prop - Int On Pooled Invstmnt		348	368	0	0
<b>Total: Revenues From Use of Money and Property</b>			<b>348</b>	<b>368</b>	<b>0</b>	<b>0</b>
<b>Intergovernmental Revenues</b>						
4530527	State - Grant		1,217,229	1,290,856	3,078,791	3,078,791
<b>Total: Intergovernmental Revenues</b>			<b>1,217,229</b>	<b>1,290,856</b>	<b>3,078,791</b>	<b>3,078,791</b>
<b>Total 80553 High Tech Theft Apprehension Grant</b>			<b>1,217,576</b>	<b>1,291,223</b>	<b>3,078,791</b>	<b>3,078,791</b>
<b>80703 Transit Ticket Sales</b>						
<b>Revenues From Use of Money and Property</b>						
4410125	Rev fr Use of Mny Prop - Int On Pooled Invstmnt		9	8	0	0
<b>Total: Revenues From Use of Money and Property</b>			<b>9</b>	<b>8</b>	<b>0</b>	<b>0</b>
<b>Total 80703 Transit Ticket Sales</b>			<b>9</b>	<b>8</b>	<b>0</b>	<b>0</b>
<b>80704 Off-Highway License Fees VC42204</b>						
<b>Revenues From Use of Money and Property</b>						
4410125	Rev fr Use of Mny Prop - Int On Pooled Invstmnt		35	31	0	0
<b>Total: Revenues From Use of Money and Property</b>			<b>35</b>	<b>31</b>	<b>0</b>	<b>0</b>
<b>Total 80704 Off-Highway License Fees VC42204</b>			<b>35</b>	<b>31</b>	<b>0</b>	<b>0</b>
<b>80807 Welfare Program</b>						
<b>Revenues From Use of Money and Property</b>						
4410125	Rev fr Use of Mny Prop - Int On Pooled Invstmnt		187	164	0	0
<b>Total: Revenues From Use of Money and Property</b>			<b>187</b>	<b>164</b>	<b>0</b>	<b>0</b>
<b>Total 80807 Welfare Program</b>			<b>187</b>	<b>164</b>	<b>0</b>	<b>0</b>
<b>80906 Vital Statistics Improvements -SB1535</b>						
<b>Revenues From Use of Money and Property</b>						
4410125	Rev fr Use of Mny Prop - Int On Pooled Invstmnt		263	236	0	0
<b>Total: Revenues From Use of Money and Property</b>			<b>263</b>	<b>236</b>	<b>0</b>	<b>0</b>
<b>Charges for Current Services</b>						
4631225	Chrgs for Cur Svcs - Vital Statistics Fees		35,381	34,755	0	0
<b>Total: Charges for Current Services</b>			<b>35,381</b>	<b>34,755</b>	<b>0</b>	<b>0</b>

**County of Marin**

**Detail of Additional Financing Sources by Fund and Account  
 Governmental Funds  
 Fiscal Year 2014 - 15**

Fund Name	Financing Source Category	Financing Source Account	2012-13 Actual	2013-14 Estimated	2014-15 Recommended	2014-15 Adopted by the Board of Supervisors
1	2	3	4	5	6	7
<b>Total 80906 Vital Statistics Improvements -SB1535</b>			<b>35,643</b>	<b>34,991</b>	<b>0</b>	<b>0</b>
<b>80908 Andrea Fox Fund</b>						
Revenues From Use of Money and Property						
4410125	Rev fr Use of Mny Prop - Int On Pooled Invstmnt		25	22	0	0
<b>Total: Revenues From Use of Money and Property</b>			<b>25</b>	<b>22</b>	<b>0</b>	<b>0</b>
<b>Total 80908 Andrea Fox Fund</b>			<b>25</b>	<b>22</b>	<b>0</b>	<b>0</b>
<b>80910 Child Car Seat Program - VC27360</b>						
Fines, Forfeitures, and Penalties						
4310220	Fines - Car Seat Program Revenue		6,156	4,081	10,000	10,000
<b>Total: Fines, Forfeitures, and Penalties</b>			<b>6,156</b>	<b>4,081</b>	<b>10,000</b>	<b>10,000</b>
Revenues From Use of Money and Property						
4410125	Rev fr Use of Mny Prop - Int On Pooled Invstmnt		20	12	0	0
<b>Total: Revenues From Use of Money and Property</b>			<b>20</b>	<b>12</b>	<b>0</b>	<b>0</b>
<b>Total 80910 Child Car Seat Program - VC27360</b>			<b>6,177</b>	<b>4,093</b>	<b>10,000</b>	<b>10,000</b>
<b>80911 "Baby Jane" Child Welfare Donations</b>						
Revenues From Use of Money and Property						
4410125	Rev fr Use of Mny Prop - Int On Pooled Invstmnt		10	0	0	0
<b>Total: Revenues From Use of Money and Property</b>			<b>10</b>	<b>0</b>	<b>0</b>	<b>0</b>
<b>Total 80911 "Baby Jane" Child Welfare Donations</b>			<b>10</b>	<b>0</b>	<b>0</b>	<b>0</b>
<b>80912 Federal DOJ Grant-MAWS</b>						
Revenues From Use of Money and Property						
4410125	Rev fr Use of Mny Prop - Int On Pooled Invstmnt		62	54	0	0
<b>Total: Revenues From Use of Money and Property</b>			<b>62</b>	<b>54</b>	<b>0</b>	<b>0</b>
<b>Total 80912 Federal DOJ Grant-MAWS</b>			<b>62</b>	<b>54</b>	<b>0</b>	<b>0</b>
<b>80953 State - POST - Death Certs - H&amp;S10368</b>						
Revenues From Use of Money and Property						
4410125	Rev fr Use of Mny Prop - Int On Pooled Invstmnt		17	17	0	0
<b>Total: Revenues From Use of Money and Property</b>			<b>17</b>	<b>17</b>	<b>0</b>	<b>0</b>

**County of Marin**

**Detail of Additional Financing Sources by Fund and Account  
Governmental Funds  
Fiscal Year 2014 - 15**

Fund Name	Financing Source Category	Financing Source Account	2012-13 Actual	2013-14 Estimated	2014-15 Recommended	2014-15 Adopted by the Board of Supervisors
1	2	3	4	5	6	7
<b>Charges for Current Services</b>						
4631225	Chrgs for Cur Svcs - Vital Statistics Fees		2,150	2,172	0	0
4640320	Chrgs for Cur Svcs - AB2994 Child Abuse Fees		0	0	0	0
<b>Total: Charges for Current Services</b>			<b>2,150</b>	<b>2,172</b>	<b>0</b>	<b>0</b>
<b>Total 80953 State - POST - Death Certs - H&amp;S103680</b>			<b>2,167</b>	<b>2,189</b>	<b>0</b>	<b>0</b>
<b>81201 County Library Trust</b>						
Revenues From Use of Money and Property						
4410125	Rev fr Use of Mny Prop - Int On Pooled Invstmnt		463	405	0	0
<b>Total: Revenues From Use of Money and Property</b>			<b>463</b>	<b>405</b>	<b>0</b>	<b>0</b>
<b>Total 81201 County Library Trust</b>			<b>463</b>	<b>405</b>	<b>0</b>	<b>0</b>
<b>81202 Bolinas Library Trust</b>						
Revenues From Use of Money and Property						
4410125	Rev fr Use of Mny Prop - Int On Pooled Invstmnt		16	14	0	0
<b>Total: Revenues From Use of Money and Property</b>			<b>16</b>	<b>14</b>	<b>0</b>	<b>0</b>
<b>Total 81202 Bolinas Library Trust</b>			<b>16</b>	<b>14</b>	<b>0</b>	<b>0</b>
<b>81203 Corte Madera Library - A. Cello Fund</b>						
Revenues From Use of Money and Property						
4410125	Rev fr Use of Mny Prop - Int On Pooled Invstmnt		496	434	0	0
<b>Total: Revenues From Use of Money and Property</b>			<b>496</b>	<b>434</b>	<b>0</b>	<b>0</b>
<b>Total 81203 Corte Madera Library - A. Cello Fund</b>			<b>496</b>	<b>434</b>	<b>0</b>	<b>0</b>
<b>81204 California Room Trust</b>						
Revenues From Use of Money and Property						
4410125	Rev fr Use of Mny Prop - Int On Pooled Invstmnt		22	62	0	0
<b>Total: Revenues From Use of Money and Property</b>			<b>22</b>	<b>62</b>	<b>0</b>	<b>0</b>
Miscellaneous						
4710615	Misc Rev - Donations (General)		2,925	39,450	0	0
<b>Total: Miscellaneous</b>			<b>2,925</b>	<b>39,450</b>	<b>0</b>	<b>0</b>
<b>Total 81204 California Room Trust</b>			<b>2,946</b>	<b>39,512</b>	<b>0</b>	<b>0</b>

**County of Marin**  
**Detail of Additional Financing Sources by Fund and Account**  
**Governmental Funds**  
**Fiscal Year 2014 - 15**

Fund Name	Financing Source Category	Financing Source Account	2012-13 Actual	2013-14 Estimated	2014-15 Recommended	2014-15 Adopted by the Board of Supervisors
1	2	3	4	5	6	7
<b>81205 Stinson Beach Library Trust</b>						
Revenues From Use of Money and Property						
	4410125	Rev fr Use of Mny Prop - Int On Pooled Invstmnt	31	28	0	0
<b>Total: Revenues From Use of Money and Property</b>			<b>31</b>	<b>28</b>	<b>0</b>	<b>0</b>
Miscellaneous						
	4710615	Misc Rev - Donations (General)	0	1,200	0	0
<b>Total: Miscellaneous</b>			<b>0</b>	<b>1,200</b>	<b>0</b>	<b>0</b>
<b>Total 81205 Stinson Beach Library Trust</b>			<b>31</b>	<b>1,228</b>	<b>0</b>	<b>0</b>
<b>81301 Special Circumstances PC987.9</b>						
Revenues From Use of Money and Property						
	4410125	Rev fr Use of Mny Prop - Int On Pooled Invstmnt	150	132	0	0
<b>Total: Revenues From Use of Money and Property</b>			<b>150</b>	<b>132</b>	<b>0</b>	<b>0</b>
<b>Total 81301 Special Circumstances PC987.9</b>			<b>150</b>	<b>132</b>	<b>0</b>	<b>0</b>
<b>81501 Juvenile Justice Crime Prevention</b>						
Revenues From Use of Money and Property						
	4410125	Rev fr Use of Mny Prop - Int On Pooled Invstmnt	51	45	0	0
<b>Total: Revenues From Use of Money and Property</b>			<b>51</b>	<b>45</b>	<b>0</b>	<b>0</b>
<b>Total 81501 Juvenile Justice Crime Prevention</b>			<b>51</b>	<b>45</b>	<b>0</b>	<b>0</b>
<b>81801 Sheriff-Writ Fees GC26746</b>						
Fines, Forfeitures, and Penalties						
	4710642	Misc Rev # Other	0	3,436	0	0
<b>Total: Fines, Forfeitures, and Penalties</b>			<b>0</b>	<b>3,436</b>	<b>0</b>	<b>0</b>
Revenues From Use of Money and Property						
	4410125	Rev fr Use of Mny Prop - Int On Pooled Invstmnt	324	349	0	0
<b>Total: Revenues From Use of Money and Property</b>			<b>324</b>	<b>349</b>	<b>0</b>	<b>0</b>
Charges for Current Services						
	4630610	Chrgs for Cur Svcs - Civil Procsgng Svcs Sheriff	0	48,399	0	0
	4710631	Misc Rev - Contract Revenue	43,967	0	0	0
<b>Total: Charges for Current Services</b>			<b>43,967</b>	<b>48,399</b>	<b>0</b>	<b>0</b>

**County of Marin**  
**Detail of Additional Financing Sources by Fund and Account**  
**Governmental Funds**  
**Fiscal Year 2014 - 15**

Fund Name	Financing Source Category	Financing Source Account	2012-13 Actual	2013-14 Estimated	2014-15 Recommended	2014-15 Adopted by the Board of Supervisors
1	2	3	4	5	6	7
<b>Other Financing Sources</b>						
4810110	Transfers In		0	0	0	0
<b>Total: Other Financing Sources</b>			<b>0</b>	<b>0</b>	<b>0</b>	<b>0</b>
<b>Total 81801 Sheriff-Writ Fees GC26746</b>			<b>44,290</b>	<b>52,184</b>	<b>0</b>	<b>0</b>
<b>81804 Automated Warrants VC40508.5</b>						
Revenues From Use of Money and Property						
4410125	Rev fr Use of Mny Prop - Int On Pooled Invstmnt		5	4	0	0
<b>Total: Revenues From Use of Money and Property</b>			<b>5</b>	<b>4</b>	<b>0</b>	<b>0</b>
<b>Total 81804 Automated Warrants VC40508.5</b>			<b>5</b>	<b>4</b>	<b>0</b>	<b>0</b>
<b>81808 Automated Fingerprint ID GC76102</b>						
Fines, Forfeitures, and Penalties						
4310255	Fines - County Base Fines/Forfeitures		493	77,587	0	0
<b>Total: Fines, Forfeitures, and Penalties</b>			<b>493</b>	<b>77,587</b>	<b>0</b>	<b>0</b>
Revenues From Use of Money and Property						
4410125	Rev fr Use of Mny Prop - Int On Pooled Invstmnt		2,536	2,431	0	0
<b>Total: Revenues From Use of Money and Property</b>			<b>2,536</b>	<b>2,431</b>	<b>0</b>	<b>0</b>
Intergovernmental Revenues						
4530520	State - Miscellaneous State Contribution		232,804	239,089	0	0
<b>Total: Intergovernmental Revenues</b>			<b>232,804</b>	<b>239,089</b>	<b>0</b>	<b>0</b>
<b>Total 81808 Automated Fingerprint ID GC76102</b>			<b>235,834</b>	<b>319,107</b>	<b>0</b>	<b>0</b>
<b>81809 Local Law Enforcement Block Grant</b>						
Revenues From Use of Money and Property						
4410125	Rev fr Use of Mny Prop - Int On Pooled Invstmnt		192	159	0	0
<b>Total: Revenues From Use of Money and Property</b>			<b>192</b>	<b>159</b>	<b>0</b>	<b>0</b>
<b>Total 81809 Local Law Enforcement Block Grant</b>			<b>192</b>	<b>159</b>	<b>0</b>	<b>0</b>
<b>81813 COPE Asset Forfeiture Trus</b>						
Revenues From Use of Money and Property						
4410125	Rev fr Use of Mny Prop - Int On Pooled Invstmnt		20	17	0	0
<b>Total: Revenues From Use of Money and Property</b>			<b>20</b>	<b>17</b>	<b>0</b>	<b>0</b>

**County of Marin**  
**Detail of Additional Financing Sources by Fund and Account**  
**Governmental Funds**  
**Fiscal Year 2014 - 15**

Fund Name	Financing Source Category	Financing Source Account	2012-13 Actual	2013-14 Estimated	2014-15 Recommended	2014-15 Adopted by the Board of Supervisors
1	2	3	4	5	6	7
<b>Total 81813 COPE Asset Forfeiture Trus</b>			<b>20</b>	<b>17</b>	<b>0</b>	<b>0</b>
<b>82301 Miller Park Boat Launch Fees</b>						
Revenues From Use of Money and Property						
	4410125	Rev fr Use of Mny Prop - Int On Pooled Invstmnt	72	63	0	0
<b>Total: Revenues From Use of Money and Property</b>			<b>72</b>	<b>63</b>	<b>0</b>	<b>0</b>
<b>Total 82301 Miller Park Boat Launch Fees</b>			<b>72</b>	<b>63</b>	<b>0</b>	<b>0</b>
<b>82302 Black Point Boat Launch Fees</b>						
Revenues From Use of Money and Property						
	4410125	Rev fr Use of Mny Prop - Int On Pooled Invstmnt	43	38	0	0
<b>Total: Revenues From Use of Money and Property</b>			<b>43</b>	<b>38</b>	<b>0</b>	<b>0</b>
<b>Total 82302 Black Point Boat Launch Fees</b>			<b>43</b>	<b>38</b>	<b>0</b>	<b>0</b>
<b>82303 McInnis Park Golf Deposit</b>						
Revenues From Use of Money and Property						
	4410125	Rev fr Use of Mny Prop - Int On Pooled Invstmnt	0	0	0	0
<b>Total: Revenues From Use of Money and Property</b>			<b>0</b>	<b>0</b>	<b>0</b>	<b>0</b>
<b>Total 82303 McInnis Park Golf Deposit</b>			<b>0</b>	<b>0</b>	<b>0</b>	<b>0</b>
<b>82305 Stafford Lake Trust</b>						
Revenues From Use of Money and Property						
	4410125	Rev fr Use of Mny Prop - Int On Pooled Invstmnt	99	86	0	0
<b>Total: Revenues From Use of Money and Property</b>			<b>99</b>	<b>86</b>	<b>0</b>	<b>0</b>
<b>Total 82305 Stafford Lake Trust</b>			<b>99</b>	<b>86</b>	<b>0</b>	<b>0</b>
<b>Total: Special Revenue Funds</b>			<b>118,310,383</b>	<b>138,010,328</b>	<b>129,582,151</b>	<b>129,582,151</b>
<b>Debt Service Funds</b>						
<b>28103 2001 COPs</b>						
Revenues From Use of Money and Property						
	4410125	Rev fr Use of Mny Prop - Int On Pooled Invstmnt	57	(249)	0	0
	4410140	Rev fr Use of Money and Prop - Int on Agency Inv	31	5	0	0
<b>Total: Revenues From Use of Money and Property</b>			<b>88</b>	<b>(243)</b>	<b>0</b>	<b>0</b>



**County of Marin**  
**Detail of Additional Financing Sources by Fund and Account**  
**Governmental Funds**  
**Fiscal Year 2014 - 15**

Fund Name	Financing Source Category	Financing Source Account	2012-13 Actual	2013-14 Estimated	2014-15 Recommended	2014-15 Adopted by the Board of Supervisors
1	2	3	4	5	6	7
<b>Other Financing Sources</b>						
4810110	Transfers In		887,669	886,276	899,179	899,179
<b>Total: Other Financing Sources</b>			<b>887,669</b>	<b>886,276</b>	<b>899,179</b>	<b>899,179</b>
<b>Total 28103 2001 COPs</b>			<b>887,757</b>	<b>886,032</b>	<b>899,179</b>	<b>899,179</b>
<b>28104 2010 COP</b>						
Revenues From Use of Money and Property						
4410125	Rev fr Use of Mny Prop - Int On Pooled Invstmnt		1,084	727	0	0
4410140	Rev fr Use of Money and Prop - Int on Agency Inv		2,087	2,126	0	0
<b>Total: Revenues From Use of Money and Property</b>			<b>3,171</b>	<b>2,853</b>	<b>0</b>	<b>0</b>
<b>Other Financing Sources</b>						
4810110	Transfers In		3,981,463	3,980,913	4,004,664	4,004,664
<b>Total: Other Financing Sources</b>			<b>3,981,463</b>	<b>3,980,913</b>	<b>4,004,664</b>	<b>4,004,664</b>
<b>Total 28104 2010 COP</b>			<b>3,984,634</b>	<b>3,983,766</b>	<b>4,004,664</b>	<b>4,004,664</b>
<b>28301 2003 POBs Debt Service</b>						
Revenues From Use of Money and Property						
4410125	Rev fr Use of Mny Prop - Int On Pooled Invstmnt		4,601	3,309	0	0
4410140	Rev fr Use of Money and Prop - Int on Agency Inv		0	59	20,000	20,000
<b>Total: Revenues From Use of Money and Property</b>			<b>4,601</b>	<b>3,368</b>	<b>20,000</b>	<b>20,000</b>
Miscellaneous						
4710644	Contributions for County POB		7,154,707	7,675,141	8,438,262	8,438,262
<b>Total: Miscellaneous</b>			<b>7,154,707</b>	<b>7,675,141</b>	<b>8,438,262</b>	<b>8,438,262</b>
<b>Total 28301 2003 POBs Debt Service</b>			<b>7,159,308</b>	<b>7,678,509</b>	<b>8,458,262</b>	<b>8,458,262</b>
<b>28600 1915-Marshall #1 E Shore Wastewater</b>						
Revenues From Use of Money and Property						
4410125	Rev fr Use of Mny Prop - Int On Pooled Invstmnt		95	93	0	0
<b>Total: Revenues From Use of Money and Property</b>			<b>95</b>	<b>93</b>	<b>0</b>	<b>0</b>
Charges for Current Services						
4120610	Special Benefit Tax/Assessment - Prop Tax		59,102	71,636	58,200	58,200
4120611	Contra Revenue # Admin Fee Special Taxes & Fees		(192)	(192)	0	0

**County of Marin**  
**Detail of Additional Financing Sources by Fund and Account**  
**Governmental Funds**  
**Fiscal Year 2014 - 15**

Fund Name	Financing Source Category	Financing Source Account	2012-13 Actual	2013-14 Estimated	2014-15 Recommended	2014-15 Adopted by the Board of Supervisors
1	2	3	4	5	6	7
<b>Total: Charges for Current Services</b>			<b>58,910</b>	<b>71,444</b>	<b>58,200</b>	<b>58,200</b>
<b>Total 28600 1915-Marshall #1 E Shore Wastewater AD</b>			<b>59,005</b>	<b>71,537</b>	<b>58,200</b>	<b>58,200</b>
<b>80306 Tobacco Securitization Restricted</b>						
Revenues From Use of Money and Property						
4410125	Rev fr Use of Mny Prop - Int On Pooled Invstmnt		0	0	0	0
4410135	Rev fr Use of Mny and Prop - Int on Tobacco Secur		127,281	127,295	125,000	125,000
<b>Total: Revenues From Use of Money and Property</b>			<b>127,281</b>	<b>127,296</b>	<b>125,000</b>	<b>125,000</b>
Miscellaneous						
4710210	Misc Rev - Proceeds of Tobacco Settlement		3,410,665	2,223,124	2,391,000	2,391,000
<b>Total: Miscellaneous</b>			<b>3,410,665</b>	<b>2,223,124</b>	<b>2,391,000</b>	<b>2,391,000</b>
<b>Total 80306 Tobacco Securitization Restricted</b>			<b>3,537,946</b>	<b>2,350,419</b>	<b>2,516,000</b>	<b>2,516,000</b>
<b>Total: Debt Service Funds</b>			<b>15,628,649</b>	<b>14,970,263</b>	<b>15,936,305</b>	<b>15,936,305</b>
<b>Capital Project Funds</b>						
<b>27020 Road &amp; Bridge Rehab</b>						
Revenues From Use of Money and Property						
4410125	Rev fr Use of Mny Prop - Int On Pooled Invstmnt		16,900	7,300	0	0
<b>Total: Revenues From Use of Money and Property</b>			<b>16,900</b>	<b>7,300</b>	<b>0</b>	<b>0</b>
Intergovernmental Revenues						
4510110	State - Highway Users Tax State		0	0	0	0
4530519	State - Measure A Sales Tax Revenue		850,249	908,695	0	0
4530545	State - Measure B Revenue		0	762,529	0	0
4570120	Other Govt Agencies - Local Grant Revenue		0	518,359	0	0
<b>Total: Intergovernmental Revenues</b>			<b>850,249</b>	<b>2,189,583</b>	<b>0</b>	<b>0</b>
Charges for Current Services						
4710631	Misc Rev - Contract Revenue		0	279,688	0	0
<b>Total: Charges for Current Services</b>			<b>0</b>	<b>279,688</b>	<b>0</b>	<b>0</b>
Other Financing Sources						
4810110	Transfers In		5,522,792	7,138,204	5,000,000	5,000,000
<b>Total: Other Financing Sources</b>			<b>5,522,792</b>	<b>7,138,204</b>	<b>5,000,000</b>	<b>5,000,000</b>

**County of Marin**  
**Detail of Additional Financing Sources by Fund and Account**  
**Governmental Funds**  
**Fiscal Year 2014 - 15**

Fund Name	Financing Source Category	Financing Source Account	2012-13 Actual	2013-14 Estimated	2014-15 Recommended	2014-15 Adopted by the Board of Supervisors
1	2	3	4	5	6	7
<b>Total 27020 Road &amp; Bridge Rehab</b>			<b>6,389,941</b>	<b>9,614,775</b>	<b>5,000,000</b>	<b>5,000,000</b>
<b>27900 Misc Capital Projects</b>						
Fines, Forfeitures, and Penalties						
4710642	Misc Rev # Other		(58,110)	2,175	0	0
<b>Total: Fines, Forfeitures, and Penalties</b>			<b>(58,110)</b>	<b>2,175</b>	<b>0</b>	<b>0</b>
Revenues From Use of Money and Property						
4410140	Rev fr Use of Money and Prop - Int on Agency Inv		19,582	12,243	0	0
<b>Total: Revenues From Use of Money and Property</b>			<b>19,582</b>	<b>12,243</b>	<b>0</b>	<b>0</b>
Intergovernmental Revenues						
4530527	State - Grant		207,016	34,374	0	0
4550755	Federal - Grant		0	75,661	0	0
4550773	Federal # American Recovery & Reinvestment Act		37,695	0	0	0
4570110	Other Govt Agencies - Oth Ctys/CntysMiscRefnd\Reim		0	0	0	0
<b>Total: Intergovernmental Revenues</b>			<b>244,712</b>	<b>110,035</b>	<b>0</b>	<b>0</b>
Charges for Current Services						
4640310	Other - Chrgs for Cur Svcs - Miscellaneous		166,024	0	0	0
4640515	Inter-fund Revenue Charges - Other Current Service		0	0	357,559	357,559
4640526	Inter-fund Cost Recovery - DPW Salaries & Benefits		46,478	51,792	0	0
4710631	Misc Rev - Contract Revenue		124,147	6,470	0	0
<b>Total: Charges for Current Services</b>			<b>336,649</b>	<b>58,262</b>	<b>357,559</b>	<b>357,559</b>
Miscellaneous						
4710615	Misc Rev - Donations (General)		0	269,917	0	0
<b>Total: Miscellaneous</b>			<b>0</b>	<b>269,917</b>	<b>0</b>	<b>0</b>
Other Financing Sources						
4810110	Transfers In		16,944,000	7,137,965	4,000,000	4,000,000
4810135	Other Financing Sources # Loan Proceeds		0	250,000	0	0
<b>Total: Other Financing Sources</b>			<b>16,944,000</b>	<b>7,387,965</b>	<b>4,000,000</b>	<b>4,000,000</b>
<b>Total 27900 Misc Capital Projects</b>			<b>17,486,833</b>	<b>7,840,597</b>	<b>4,357,559</b>	<b>4,357,559</b>
<b>27906 Sir Francis Drake Blvd Rehab Project</b>						

**County of Marin**

**Detail of Additional Financing Sources by Fund and Account  
 Governmental Funds  
 Fiscal Year 2014 - 15**

Fund Name	Financing Source Category	Financing Source Account	2012-13 Actual	2013-14 Estimated	2014-15 Recommended	2014-15 Adopted by the Board of Supervisors
1	2	3	4	5	6	7
<b>Revenues From Use of Money and Property</b>						
4410125	Rev fr Use of Mny Prop - Int On Pooled Invstmnt		(2,141)	(7,673)	0	0
<b>Total: Revenues From Use of Money and Property</b>			<b>(2,141)</b>	<b>(7,673)</b>	<b>0</b>	<b>0</b>
<b>Intergovernmental Revenues</b>						
4570115	Other Govt Agencies - Other Grant Revenue		0	3,133,260	0	0
4810432	Local Grant		2,512,169	0	0	0
<b>Total: Intergovernmental Revenues</b>			<b>2,512,169</b>	<b>3,133,260</b>	<b>0</b>	<b>0</b>
<b>Charges for Current Services</b>						
4710631	Misc Rev - Contract Revenue		0	0	0	0
<b>Total: Charges for Current Services</b>			<b>0</b>	<b>0</b>	<b>0</b>	<b>0</b>
<b>Total 27906 Sir Francis Drake Blvd Rehab Project</b>			<b>2,510,028</b>	<b>3,125,587</b>	<b>0</b>	<b>0</b>
<b>27907 1915 East Shore Wastewater Project</b>						
<b>Charges for Current Services</b>						
4120610	Special Benefit Tax/Assessment - Prop Tax		0	0	0	0
<b>Total: Charges for Current Services</b>			<b>0</b>	<b>0</b>	<b>0</b>	<b>0</b>
<b>Total 27907 1915 East Shore Wastewater Project</b>			<b>0</b>	<b>0</b>	<b>0</b>	<b>0</b>
<b>80302 Courthouse Construction GC76100</b>						
<b>Licenses, Permits &amp; Franchises</b>						
4210235	Licenses - Business License and Fees Cable TV		1,572	0	0	0
<b>Total: Licenses, Permits &amp; Franchises</b>			<b>1,572</b>	<b>0</b>	<b>0</b>	<b>0</b>
<b>Fines, Forfeitures, and Penalties</b>						
4310235	Fines-Courthouse Construction Fund		409,140	403,758	450,000	450,000
4310236	Fines-Criminal Justice Facilities Const Fund		0	402	0	0
4310255	Fines - County Base Fines/Forfeitures		0	0	0	0
<b>Total: Fines, Forfeitures, and Penalties</b>			<b>409,140</b>	<b>404,160</b>	<b>450,000</b>	<b>450,000</b>
<b>Revenues From Use of Money and Property</b>						
4410125	Rev fr Use of Mny Prop - Int On Pooled Invstmnt		723	614	0	0
<b>Total: Revenues From Use of Money and Property</b>			<b>723</b>	<b>614</b>	<b>0</b>	<b>0</b>
<b>Total 80302 Courthouse Construction GC76100</b>			<b>411,434</b>	<b>404,774</b>	<b>450,000</b>	<b>450,000</b>

**County of Marin**

**Detail of Additional Financing Sources by Fund and Account  
 Governmental Funds  
 Fiscal Year 2014 - 15**

Fund Name	Financing Source Category	Financing Source Account	2012-13 Actual	2013-14 Estimated	2014-15 Recommended	2014-15 Adopted by the Board of Supervisors
1	2	3	4	5	6	7
<i>Total: Capital Project Funds</i>			26,798,236	20,985,733	9,807,559	9,807,559
<b>Total All Funds:</b>			<b>554,516,520</b>	<b>582,739,376</b>	<b>535,480,895</b>	<b>535,480,895</b>

**County of Marin**  
**Summary of Financing Uses by Function and Fund**  
**Governmental Funds**  
**Fiscal Year 2014 - 15**

Description	2012-13 Actual	2013-14 Estimated	2014-15 Recommended	2014-15 Adopted by the Board of Supervisors
1	2	3	4	5
<b>Summarization by Function</b>				
General Government	174,575,644	149,360,846	120,829,784	120,829,784
Public Protection	156,168,141	167,637,325	160,418,426	160,418,426
Public Ways & Facilities	25,615,296	34,604,427	17,071,114	17,071,114
Health & Sanitation	133,173,240	127,126,666	139,162,796	139,162,796
Public Assistance	86,521,331	88,091,237	94,462,504	94,462,504
Education	15,777,347	15,379,252	16,635,304	16,635,304
Recreation & Cultural Services	10,242,361	14,365,177	15,996,709	15,996,709
<i>Total: Financing Uses by Function</i>	602,073,361	596,564,931	564,576,637	564,576,637
<b>Appropriations for Contingencies</b>				
20300 Marin County Library	0	0	1,498,700	1,498,700
24590 Measure A Parks, OS & Farmland P	0	0	3,236,257	3,236,257
<i>Total Appropriations for Contingencies</i>	0	0	4,734,957	4,734,957
<b>Subtotal Financing Uses</b>	602,073,361	596,564,931	569,311,594	569,311,594
<b>Total Financing Uses:</b>	<b>602,073,361</b>	<b>596,564,931</b>	<b>569,311,594</b>	<b>569,311,594</b>

**County of Marin**

**Summary of Financing Uses by Function and Fund (Cont.)  
 Governmental Funds  
 Fiscal Year 2014 - 2015**

Description	2012-13 Actual	2013-14 Estimated	2014-15 Recommended	2014-2015 Adopted by the Board of Supervisors
1	2	3	4	5

**Summarization by Fund**

10000	General	447,218,473	393,694,291	408,200,968	408,200,968
20100	Road	10,112,635	8,130,910	10,564,062	10,564,062
20111	Housing Enabled by Local Partnerships	1,699,627	0	0	0
20300	Marin County Library	14,768,827	14,736,872	17,567,950	17,567,950
20400	Fish and Wildlife Commission	23,474	20,080	40,000	40,000
20500	Child Support Services	3,722,883	3,824,005	3,955,414	3,955,414
20800	Building Inspection	2,686,345	2,694,481	2,613,163	2,613,163
20900	Environmental Health Services	3,677,197	3,657,824	3,902,208	3,902,208
21003	Electronic Recording Delivery System Fun	1,779	1,825	80,516	80,516
21100	Fishnet 4C	57,149	0	0	0
22010	Federal Grants	763,805	468,911	0	0
22011	Bioterrorism Fund	542,215	428,698	441,689	441,689
22014	Hospital Preparedness Program - Base Al	346,447	278,367	451,227	451,227
22020	State Grants	649,138	952,568	0	0
22030	Foundation Grants	306,291	449,590	0	0
22050	Housing and Urban Development Fund	1,914,027	2,008,608	2,081,914	2,081,914
22060	Public Protection Grants	0	372,356	0	0
24590	Measure A Parks, OS & Farmland Preserve	0	4,032,851	10,337,291	10,337,291
25010	Sheriff - Inmate Welfare	80,244	81,150	90,219	90,219
25022	Tobacco Settlement	157,159	150,000	150,000	150,000
25023	SurveyMonumntPresrvt	17,960	18,612	65,000	65,000
25024	Tidelands Use Fees	34,933	12,858	12,858	12,858
25026	Marin Transport Proj	0	0	6,785	6,785
25027	Roadway Impact Fees	0	2,900,000	1,750,000	1,750,000
25028	Transport Imprv Fee	0	0	3,000	3,000
25029	DevelFee-TrfcMitigat	0	0	1,000	1,000
25030	TrafficTam Comm Plan	0	0	14,500	14,500
25031	TrafficStrwbrylntcng	0	0	38,407	38,407
25032	Traffic W S F Drake	0	0	27,962	27,962

**County of Marin**  
**Summary of Financing Uses by Function and Fund (Cont.)**  
**Governmental Funds**  
**Fiscal Year 2014 - 2015**

Description	2012-13 Actual	2013-14 Estimated	2014-15 Recommended	2014-2015 Adopted by the Board of Supervisors
1	2	3	4	5

**Summarization by Fund**

25033	Traffic N. GateActiv	0	0	42,077	42,077
25034	TrafficAthertonAve	0	0	4,738	4,738
25035	TrafficSeminaryDrain	0	0	3,570	3,570
25036	Woodacre Creek	2,183	2,575	0	0
25039	Youth Pilot Program	0	922	0	0
25040	Dom.ViolencW&I 18290	47,883	66,000	66,000	66,000
25041	ChildrensTrst AB2994	49,992	23,400	23,400	23,400
25042	SocSvcsRealignment	8,116,315	8,404,706	8,570,162	8,570,162
25043	Hlth SvcsRealignment	13,474,389	9,795,147	15,559,303	15,559,303
25044	Health Program	1,455,560	1,490,545	1,286,129	1,286,129
25045	EmergMedSvcGC76104	632,181	988,038	1,134,700	1,134,700
25046	MentlHlthRealignment	11,544,494	10,700,188	10,700,203	10,700,203
25047	Mental Health Program	433,856	761,464	200,000	200,000
25048	Medi-Cal ManagedCare	2,324,510	1,509,770	323,825	323,825
25049	MntlHlthSvcAct(Pr63)	6,419,748	7,183,033	8,668,468	8,668,468
25050	Alcohol&DrugProgram	0	0	927,507	927,507
25051	SubstanAbusePrev-Fed	1,890,667	1,733,474	1,990,443	1,990,443
25052	SubAbPr36-H&S11999.6	15,797	6,900	0	0
25053	RecrdsModrnznGC27361	623,388	472,504	455,157	455,157
25054	MicrogrConvGC27361.4	30,154	22,133	51,786	51,786
25055	VitalsAutomat-SB1535	4,478	4,698	11,134	11,134
25056	SS# Truncation Prog	66,315	74,680	74,680	74,680
25057	DMV VehThftPC9250.14	100,000	100,000	100,000	100,000
25058	SuplLocLawEnfr(COPS)	314,391	1,866,331	0	0
25059	Sheriff-CrimePrevent	8,737	26,813	15,000	15,000
25060	Zero Waste Pub. Outreach	20,000	73,397	0	0
25062	Project Independence	3,313	0	3,000	3,000
25063	Public Safety Realignment (AB109)	2,341,320	3,491,287	3,337,534	3,337,534
25064	Realignment-Adoption Assistance	422,479	0	0	0



**County of Marin**

**Summary of Financing Uses by Function and Fund (Cont.)  
 Governmental Funds  
 Fiscal Year 2014 - 2015**

Description	2012-13 Actual	2013-14 Estimated	2014-15 Recommended	2014-2015 Adopted by the Board of Supervisors
1	2	3	4	5

**Summarization by Fund**

25065	Realignment-Adoptions Admin.	56,499	0	0	0
25066	Realignment-Adult Drug Court	17,236	0	0	0
25067	Realignment-Adult Protective Services	73,382	0	0	0
25068	Realignment-Child Abuse Prevention (CAPI	17,062	0	0	0
25069	Realignment-Child Welfare Services	332,918	0	0	0
25070	Realignment-Drug Medi-Cal	133,153	0	0	0
25071	Realignment-Non Drug Medi-Cal	197,143	0	0	0
25072	Realignment-State Foster Care Admin	8,273	0	0	0
25073	Realignment-State Foster Care Assistance	395,279	0	0	0
25074	Realignment-Women & Child Residential Tr	81,033	0	0	0
25075	Realignment-Cal WORKs MOE	6,378,366	5,916,863	6,831,351	6,831,351
25076	County Local Revenue Fund 2011	8,013,088	11,116,814	13,098,570	13,098,570
25077	Juvenile Justice Realignment	780,719	1,296,875	1,179,218	1,179,218
27020	Road & Bridge Rehab	5,433,233	17,577,925	5,000,000	5,000,000
27900	Misc Capital Projects	14,071,188	47,593,716	4,357,559	4,357,559
27905	Non Motorized Transportation Pilot Prog	1,705,672	643,282	0	0
27906	Sir Francis Drake Blvd Rehab Project	2,393,723	4,196,890	0	0
27907	1915 East Shore Wastewater Project	0	47,385	0	0
28103	2001 COPs	887,740	886,049	899,179	899,179
28104	2010 COP	3,983,513	3,982,963	4,004,664	4,004,664
28301	2003 POBs Debt Service	7,559,507	7,996,304	8,458,262	8,458,262
28600	1915-Marshall #1 E Shore Wastewater AD	54,690	54,729	58,200	58,200
31023	Marin Center-Box Office	0	0	0	0
31040	EAST SHORE WASTEWATER MAINTENA	26,300	28,370	40,112	40,112
33020	Employees' Retirement Operations	3,349,063	2,204,901	2,494,739	2,494,739
80301	Dispute Resolution BP470.3	43,000	29,000	0	0
80302	Courthouse Construction GC76100	450,000	450,000	450,000	450,000
80303	Criminal Justice Fac GC 76101	540,000	540,000	540,000	540,000
80306	Tobacco Securitization Restricted	3,549,924	2,295,262	2,516,000	2,516,000

**County of Marin**

**Summary of Financing Uses by Function and Fund (Cont.)  
 Governmental Funds  
 Fiscal Year 2014 - 2015**

Description	2012-13 Actual	2013-14 Estimated	2014-15 Recommended	2014-2015 Adopted by the Board of Supervisors
1	2	3	4	5

**Summarization by Fund**

80401	Planning - In-lieu Housing	758,254	196,398	350,000	350,000
80402	Planning - In-lieu Parks	0	141,699	0	0
80552	Real Estate Fraud GC27388	142,000	182,000	0	0
80553	High Tech Theft Apprehension Grant	1,217,571	1,285,221	3,078,791	3,078,791
80906	Vital Statistics Improvements -SB1535	0	8,463	0	0
80910	Child Car Seat Program - VC27360	10,000	10,000	10,000	10,000
81808	Automated Fingerprint ID GC76102	282,260	160,056	0	0
81809	Local Law Enforcement Block Grant	8,815	0	0	0
82001	Wts & Meas Qnty Control Purchases	0	10,906	0	0
<b>Total Financing Uses:</b>		<b>602,073,361</b>	<b>596,564,931</b>	<b>569,311,594</b>	<b>569,311,594</b>

**County of Marin**  
**Detail of Financing Uses by Function, Activity and Budget Unit**  
**Governmental Funds**  
**Fiscal Year 2014 - 15**

Function, Activity and Budget Unit	2012-13 Actual	2013-14 Estimated	2014-15 Recommended	2014-15 Adopted by the Board of Supervisors
1	2	3	4	5
<b>General Government</b>				
<b>Communication</b>				
3600 InformSvc&Technology	14,041,675	16,028,664	15,100,154	15,100,154
4100 Public Works	2,741,005	3,059,218	3,081,066	3,081,066
<b>Activity Total: Communication</b>	<b>16,782,681</b>	<b>19,087,881</b>	<b>18,181,220</b>	<b>18,181,220</b>
<b>Communication Telephone and Radio Systems</b>				
4100 Public Works	372,161	0	0	0
<b>Activity Total: Communication Telephone and Radio Systems</b>	<b>372,161</b>	<b>0</b>	<b>0</b>	<b>0</b>
<b>County Counsel</b>				
3400 County Counsel	4,475,512	4,586,124	4,928,367	4,928,367
<b>Activity Total: County Counsel</b>	<b>4,475,512</b>	<b>4,586,124</b>	<b>4,928,367</b>	<b>4,928,367</b>
<b>Elections</b>				
3050 Elections	2,289,161	2,984,666	2,784,405	2,784,405
3100 Assessor-Recorder	255,887	289,673	261,282	261,282
<b>Activity Total: Elections</b>	<b>2,545,049</b>	<b>3,274,339</b>	<b>3,045,687</b>	<b>3,045,687</b>
<b>Finance</b>				
3100 Assessor-Recorder	6,669,230	6,965,430	7,540,287	7,540,287
3200 Department of Finance	3,385,922	6,082,505	7,089,752	7,089,752
3800 TreasTxColect/Regstr	2,077,714	0	0	0
<b>Activity Total: Finance</b>	<b>12,132,866</b>	<b>13,047,935</b>	<b>14,630,039</b>	<b>14,630,039</b>
<b>Judicial</b>				
3400 County Counsel	141,335	144,831	150,523	150,523
<b>Activity Total: Judicial</b>	<b>141,335</b>	<b>144,831</b>	<b>150,523</b>	<b>150,523</b>
<b>Legislative and Administration</b>				
3000 County Administrator	5,519,918	6,696,912	5,833,289	5,833,289
3200 Department of Finance	1,062,698	1,419,761	1,342,870	1,342,870
3300 Board of Supervisors	2,966,137	3,212,592	3,366,241	3,366,241
3500 Human Resources	284,450	307,537	288,975	288,975
3600 InformSvc&Technology	2,593,778	2,644,790	2,760,407	2,760,407
9000 Non - Departmental	466,365	649,071	867,000	867,000

**County of Marin**  
**Detail of Financing Uses by Function, Activity and Budget Unit**  
**Governmental Funds**  
**Fiscal Year 2014 - 15**

Function, Activity and Budget Unit	2012-13 Actual	2013-14 Estimated	2014-15 Recommended	2014-15 Adopted by the Board of Supervisors
1	2	3	4	5
<b>Activity Total: Legislative and Administration</b>	12,893,346	14,930,664	14,458,782	14,458,782
<b>Other General</b>				
3700 Retirees	0	0	0	0
3750 Retirement Department	3,410,633	2,204,901	2,494,739	2,494,739
4100 Public Works	2,667,108	3,296,118	5,137,110	5,137,110
6102 Marin City CSD	-61,570	0	0	0
<b>Activity Total: Other General</b>	6,016,171	5,501,019	7,631,849	7,631,849
<b>Other Protection</b>				
3100 Assessor-Recorder	2,581,243	2,367,567	2,730,877	2,730,877
4000 CommDevelopmnt Agcy	1,189,836	1,200,606	1,673,745	1,673,745
<b>Activity Total: Other Protection</b>	3,771,079	3,568,173	4,404,622	4,404,622
<b>Personnel</b>				
3500 Human Resources	4,833,605	5,623,717	5,631,597	5,631,597
<b>Activity Total: Personnel</b>	4,833,605	5,623,717	5,631,597	5,631,597
<b>Plant Acquisition</b>				
4100 Public Works	1,011,678	2,968,540	0	0
<b>Activity Total: Plant Acquisition</b>	1,011,678	2,968,540	0	0
<b>Property Management</b>				
4100 Public Works	18,927,593	49,817,392	13,941,631	13,941,631
9000 Non - Departmental	90,672,568	26,810,231	33,825,467	33,825,467
<b>Activity Total: Property Management</b>	109,600,161	76,627,623	47,767,098	47,767,098
<b>Function Total: General Government</b>	174,575,644	149,360,846	120,829,784	120,829,784

**County of Marin**  
**Detail of Financing Uses by Function, Activity and Budget Unit**  
**Governmental Funds**  
**Fiscal Year 2014 - 15**

Function, Activity and Budget Unit	2012-13 Actual	2013-14 Estimated	2014-15 Recommended	2014-15 Adopted by the Board of Supervisors
1	2	3	4	5
<b>Public Protection</b>				
<b>Communication</b>				
3600 InformSvc&Technology	1,217,504	670,405	580,007	580,007
<b>Activity Total: Communication</b>	1,217,504	670,405	580,007	580,007
<b>Detention and Correction</b>				
2200 DA Office	147,893	163,917	104,493	104,493
2400 Probation	18,425,464	19,021,412	19,371,770	19,371,770
2600 Sheriff	636,632	898,522	868,171	868,171
4100 Public Works	401,673	293,528	0	0
<b>Activity Total: Detention and Correction</b>	19,611,661	20,377,379	20,344,434	20,344,434
<b>Fire Protection</b>				
2300 Fire Department	16,405,875	17,756,192	16,679,908	16,679,908
4100 Public Works	33,289	7,441	0	0
<b>Activity Total: Fire Protection</b>	16,439,164	17,763,633	16,679,908	16,679,908
<b>Flood Control and Soil and Water Conservation</b>				
4000 CommDevelopmnt Agcy	26,300	75,755	40,112	40,112
4100 Public Works	650,035	1,322,036	0	0
6171 Entities Mng by DPW	-160	0	0	0
<b>Activity Total: Flood Control and Soil and Water Conservation</b>	676,174	1,397,790	40,112	40,112
<b>Judicial</b>				
1000 Hlth and Human Svcs	872,027	688,981	204,000	204,000
2000 Child Support Svcs	4,807,063	4,896,694	5,137,943	5,137,943
2200 DA Office	13,636,129	14,729,614	16,272,677	16,272,677
2500 Public Defender	6,792,090	7,249,499	7,238,166	7,238,166
2600 Sheriff	3,506,736	3,596,712	3,572,855	3,572,855
9000 Non - Departmental	92,500	60,000	85,000	85,000
<b>Activity Total: Judicial</b>	29,706,545	31,221,501	32,510,641	32,510,641
<b>Other Protection</b>				
1000 Hlth and Human Svcs	1,993,392	2,251,643	2,178,245	2,178,245
2200 DA Office	476,324	447,705	950,316	950,316
2300 Fire Department	5,224,802	5,730,457	4,988,581	4,988,581

**County of Marin**  
**Detail of Financing Uses by Function, Activity and Budget Unit**  
**Governmental Funds**  
**Fiscal Year 2014 - 15**

Function, Activity and Budget Unit	2012-13 Actual	2013-14 Estimated	2014-15 Recommended	2014-15 Adopted by the Board of Supervisors
1	2	3	4	5
2400 Probation	3,192,521	3,620,560	4,304,309	4,304,309
2600 Sheriff	2,115,914	2,759,390	2,030,937	2,030,937
3000 County Administrator	3,192,213	3,137,245	3,147,357	3,147,357
3800 TreasTxColect/Regstr	420,248	0	0	0
4000 CommDevelopmnt Agcy	4,312,883	4,128,205	4,662,842	4,662,842
4100 Public Works	7,476,162	8,210,085	5,796,757	5,796,757
9000 Non - Departmental	2,334,067	2,218,454	2,428,700	2,428,700
<b>Activity Total: Other Protection</b>	<b>30,738,525</b>	<b>32,503,742</b>	<b>30,488,044</b>	<b>30,488,044</b>
<b>Police Protection</b>				
2600 Sheriff	52,716,472	58,297,501	54,403,869	54,403,869
<b>Activity Total: Police Protection</b>	<b>52,716,472</b>	<b>58,297,501</b>	<b>54,403,869</b>	<b>54,403,869</b>
<b>Property Management</b>				
4100 Public Works	2,834	0	0	0
<b>Activity Total: Property Management</b>	<b>2,834</b>	<b>0</b>	<b>0</b>	<b>0</b>
<b>Protective Inspection</b>				
4000 CommDevelopmnt Agcy	2,682,504	2,688,181	2,613,163	2,613,163
4100 Public Works	0	13,338	0	0
5000 AgricultWeight&Meas	2,241,195	2,559,638	2,618,469	2,618,469
<b>Activity Total: Protective Inspection</b>	<b>4,923,700</b>	<b>5,261,157</b>	<b>5,231,632</b>	<b>5,231,632</b>
<b>Public Protection</b>				
4000 CommDevelopmnt Agcy	135,562	144,218	139,779	139,779
<b>Activity Total: Public Protection</b>	<b>135,562</b>	<b>144,218</b>	<b>139,779</b>	<b>139,779</b>
<b>Function Total: Public Protection</b>	<b>156,168,141</b>	<b>167,637,325</b>	<b>160,418,426</b>	<b>160,418,426</b>

**County of Marin**  
**Detail of Financing Uses by Function, Activity and Budget Unit**  
**Governmental Funds**  
**Fiscal Year 2014 - 15**

Function, Activity and Budget Unit	2012-13 Actual	2013-14 Estimated	2014-15 Recommended	2014-15 Adopted by the Board of Supervisors
1	2	3	4	5
<b>Public Ways and Facilities</b>				
<b>Other Protection</b>				
4100 Public Works	108,331	47,031	0	0
<b>Activity Total: Other Protection</b>	108,331	47,031	0	0
<b>Parking Facilities</b>				
4100 Public Works	52,588	0	0	0
<b>Activity Total: Parking Facilities</b>	52,588	0	0	0
<b>Public Ways</b>				
4100 Public Works	19,515,842	16,461,791	12,046,114	12,046,114
<b>Activity Total: Public Ways</b>	19,515,842	16,461,791	12,046,114	12,046,114
<b>Transportation Systems</b>				
4100 Public Works	5,813,536	18,045,105	5,000,000	5,000,000
9000 Non - Departmental	125,000	25,000	25,000	25,000
<b>Activity Total: Transportation Systems</b>	5,938,536	18,070,105	5,025,000	5,025,000
<b>Transportation Terminals</b>				
4100 Public Works	0	25,500	0	0
<b>Activity Total: Transportation Terminals</b>	0	25,500	0	0
<i>Function Total: Public Ways and Facilities</i>	25,615,296	34,604,427	17,071,114	17,071,114

**County of Marin**  
**Detail of Financing Uses by Function, Activity and Budget Unit**  
**Governmental Funds**  
**Fiscal Year 2014 - 15**

Function, Activity and Budget Unit	2012-13 Actual	2013-14 Estimated	2014-15 Recommended	2014-15 Adopted by the Board of Supervisors
1	2	3	4	5
<b>Health And Sanitation</b>				
<b>Administration</b>				
1000 Hlth and Human Svcs	3,374,381	3,984,931	3,163,229	3,163,229
<b>Activity Total: Administration</b>	3,374,381	3,984,931	3,163,229	3,163,229
<b>California Children Services</b>				
1000 Hlth and Human Svcs	6,321,902	7,031,428	7,983,677	7,983,677
<b>Activity Total: California Children Services</b>	6,321,902	7,031,428	7,983,677	7,983,677
<b>Health</b>				
1000 Hlth and Human Svcs	108,537,342	99,174,328	111,324,973	111,324,973
4000 CommDevelopmnt Agcy	0	78,895	0	0
4100 Public Works	4,893	134,551	0	0
9000 Non - Departmental	151,667	146,000	200,000	200,000
<b>Activity Total: Health</b>	108,693,902	99,533,774	111,524,973	111,524,973
<b>Hospital Care</b>				
1000 Hlth and Human Svcs	9,986,034	11,981,618	11,512,778	11,512,778
<b>Activity Total: Hospital Care</b>	9,986,034	11,981,618	11,512,778	11,512,778
<b>Other Assistance</b>				
1000 Hlth and Human Svcs	2,689,735	2,534,855	2,701,758	2,701,758
<b>Activity Total: Other Assistance</b>	2,689,735	2,534,855	2,701,758	2,701,758
<b>Public Ways</b>				
4100 Public Works	2,107,285	2,060,060	2,276,381	2,276,381
<b>Activity Total: Public Ways</b>	2,107,285	2,060,060	2,276,381	2,276,381
<i>Function Total: Health And Sanitation</i>	133,173,240	127,126,666	139,162,796	139,162,796



**County of Marin**  
**Detail of Financing Uses by Function, Activity and Budget Unit**  
**Governmental Funds**  
**Fiscal Year 2014 - 15**

Function, Activity and Budget Unit	2012-13 Actual	2013-14 Estimated	2014-15 Recommended	2014-15 Adopted by the Board of Supervisors
1	2	3	4	5
<b>Public Assistance</b>				
<b>Administration</b>				
1000 Hlth and Human Svcs	75,975,220	80,097,788	86,914,483	86,914,483
4000 CommDevelopmnt Agcy	0	10,099	0	0
9000 Non - Departmental	763,500	910,897	1,109,000	1,109,000
<b>Activity Total: Administration</b>	<b>76,738,720</b>	<b>81,018,784</b>	<b>88,023,483</b>	<b>88,023,483</b>
<b>Other Assistance</b>				
4000 CommDevelopmnt Agcy	7,631,088	4,886,339	4,033,812	4,033,812
9000 Non - Departmental	12,025	0	0	0
<b>Activity Total: Other Assistance</b>	<b>7,643,114</b>	<b>4,886,339</b>	<b>4,033,812</b>	<b>4,033,812</b>
<b>Planning and Zoning</b>				
4000 CommDevelopmnt Agcy	2,001,919	2,040,670	2,255,033	2,255,033
<b>Activity Total: Planning and Zoning</b>	<b>2,001,919</b>	<b>2,040,670</b>	<b>2,255,033</b>	<b>2,255,033</b>
<b>Veterans Services</b>				
1000 Hlth and Human Svcs	137,578	145,445	150,176	150,176
<b>Activity Total: Veterans Services</b>	<b>137,578</b>	<b>145,445</b>	<b>150,176</b>	<b>150,176</b>
<b>Function Total: Public Assistance</b>	<b>86,521,331</b>	<b>88,091,237</b>	<b>94,462,504</b>	<b>94,462,504</b>

**County of Marin**

**Detail of Financing Uses by Function, Activity and Budget Unit  
 Governmental Funds  
 Fiscal Year 2014 - 15**

Function, Activity and Budget Unit	2012-13 Actual	2013-14 Estimated	2014-15 Recommended	2014-15 Adopted by the Board of Supervisors
1	2	3	4	5

**Education**

**Agricultural Education**

5100 FarmAdvis/UC CoopExt	253,335	290,196	266,054	266,054
---------------------------	---------	---------	---------	---------

<b>Activity Total: Agricultural Education</b>	253,335	290,196	266,054	266,054
---	---------	---------	---------	---------

**Library Services**

5400 Marin Co FreeLibrary	14,768,836	14,736,872	16,069,250	16,069,250
---------------------------	------------	------------	------------	------------

9000 Non - Departmental	755,176	352,185	300,000	300,000
-------------------------	---------	---------	---------	---------

<b>Activity Total: Library Services</b>	15,524,013	15,089,057	16,369,250	16,369,250
---	------------	------------	------------	------------

<i>Function Total: Education</i>	15,777,347	15,379,252	16,635,304	16,635,304
----------------------------------	------------	------------	------------	------------

**County of Marin**  
**Detail of Financing Uses by Function, Activity and Budget Unit**  
**Governmental Funds**  
**Fiscal Year 2014 - 15**

Function, Activity and Budget Unit	2012-13 Actual	2013-14 Estimated	2014-15 Recommended	2014-15 Adopted by the Board of Supervisors
1	2	3	4	5
<b>Recreation and Cultural Services</b>				
<b>Cultural Services</b>				
5300 Culture&VisitorSvcs	3,062,566	3,413,726	3,315,151	3,315,151
<b>Activity Total: Cultural Services</b>	3,062,566	3,413,726	3,315,151	3,315,151
<b>Recreation Facilities</b>				
4100 Public Works	1,246,944	95,754	0	0
5200 Parks	5,893,735	10,815,682	12,626,558	12,626,558
5300 Culture&VisitorSvcs	0	0	0	0
6300 Open Space	-5,885	15	0	0
9000 Non - Departmental	45,000	40,000	55,000	55,000
<b>Activity Total: Recreation Facilities</b>	7,179,795	10,951,451	12,681,558	12,681,558
<i>Function Total: Recreation and Cultural Services</i>	10,242,361	14,365,177	15,996,709	15,996,709
<b>Grand Total of Financing Uses By Function:</b>	<b>602,073,361</b>	<b>596,564,931</b>	<b>564,576,637</b>	<b>564,576,637</b>

**County of Marin**  
**Financing Sources and Uses by Budget Unit by Object**  
**Governmental Funds**  
**Fiscal Year 2014 - 15**

Detail by Revenue Category and Expenditure Object	2012-13 Actual	2013-14 Estimated	2014-15 Recommended	2014-15 Adopted by the Board of Supervisors
1	2	3	4	5

**Budget Unit:** 1000 Hlth and Human Svcs  
**Function:** Public Protection  
**Activity:** Judicial

**Revenues**

Use of Money and Property	18	0	0	0
Intergovernmental Revenues	796,999	604,613	110,000	110,000
Other Financing Sources	93,979	100,900	94,000	94,000
<b>Total Revenues</b>	890,995	705,513	204,000	204,000

**Expenditures / Appropriations**

Salaries & Benefits	95,051	60,492	0	0
Services & Supplies	674,455	498,640	0	0
Other Financing Uses	93,979	100,900	0	0
Intra-fund Expense	8,542	28,949	0	0
<b>Total Expenditures / Appropriations</b>	872,027	688,981	0	0
<i>Activity Judicial Total:</i>	18,969	16,531	204,000	204,000

**County of Marin**  
**Financing Sources and Uses by Budget Unit by Object**  
**Governmental Funds**  
**Fiscal Year 2014 - 15**

Detail by Revenue Category and Expenditure Object	2012-13 Actual	2013-14 Estimated	2014-15 Recommended	2014-15 Adopted by the Board of Supervisors
1	2	3	4	5

**Budget Unit:** 1000 Hlth and Human Svcs  
**Function:** Public Protection  
**Activity:** Other Protection

**Revenues**

Use of Money and Property	2,539	231	40,100	40,100
Intergovernmental Revenues	0	0	50,000	50,000
Charges for Services	205,125	304,942	254,000	254,000
Other Financing Sources	38,250	50,000	50,000	50,000
<b>Total Revenues</b>	<b>245,914</b>	<b>355,173</b>	<b>394,100</b>	<b>394,100</b>

**Expenditures / Appropriations**

Salaries & Benefits	1,551,750	1,676,100	0	0
Services & Supplies	87,848	89,280	0	0
Other Charges	8,579	7,012	0	0
Other Financing Uses	38,250	50,000	0	0
Intra-fund Expense	306,964	429,251	0	0
<b>Total Expenditures / Appropriations</b>	<b>1,993,392</b>	<b>2,251,643</b>	<b>0</b>	<b>0</b>

<i>Activity Other Protection Total:</i>	(1,747,477)	(1,896,470)	394,100	394,100
---	-------------	-------------	---------	---------

<b>Function Public Protection Total:</b>	<b>(1,728,509)</b>	<b>(1,879,939)</b>	<b>598,100</b>	<b>598,100</b>
--	--------------------	--------------------	----------------	----------------

**County of Marin**  
**Financing Sources and Uses by Budget Unit by Object**  
**Governmental Funds**  
**Fiscal Year 2014 - 15**

Detail by Revenue Category and Expenditure Object	2012-13 Actual	2013-14 Estimated	2014-15 Recommended	2014-15 Adopted by the Board of Supervisors
1	2	3	4	5

**Budget Unit:** 1000 Hlth and Human Svcs  
**Function:** Health And Sanitation  
**Activity:** Administration

**Revenues**

Use of Money and Property	10,637	9,442	0	0
Intergovernmental Revenues	178,826	38,724	32,000	32,000
Charges for Services	0	32,000	0	0
Other Financing Sources	200,012	0	0	0
<b>Total Revenues</b>	<b>389,476</b>	<b>80,166</b>	<b>32,000</b>	<b>32,000</b>

**Expenditures / Appropriations**

Salaries & Benefits	7,571,159	8,241,109	0	0
Services & Supplies	2,326,477	2,447,526	0	0
Other Charges	969,791	507,762	0	0
Capital Assets - Equipment & Machines	6,773	0	0	0
Other Financing Uses	315,000	50,000	0	0
Intra-fund Expense	(7,814,818)	(7,261,466)	0	0
<b>Total Expenditures / Appropriations</b>	<b>3,374,381</b>	<b>3,984,931</b>	<b>0</b>	<b>0</b>

<i>Activity Administration Total:</i>	(2,984,906)	(3,904,765)	32,000	32,000
---------------------------------------	-------------	-------------	--------	--------

**County of Marin**  
**Financing Sources and Uses by Budget Unit by Object**  
**Governmental Funds**  
**Fiscal Year 2014 - 15**

Detail by Revenue Category and Expenditure Object	2012-13 Actual	2013-14 Estimated	2014-15 Recommended	2014-15 Adopted by the Board of Supervisors
1	2	3	4	5

**Budget Unit:** 1000 Hlth and Human Svcs  
**Function:** Health And Sanitation  
**Activity:** California Children Services

**Revenues**

Intergovernmental Revenues	3,434,147	4,060,366	3,508,614	3,508,614
Charges for Services	156,812	74,464	142,000	142,000
Other Financing Sources	622,300	945,887	809,659	809,659
<b>Total Revenues</b>	<b>4,213,260</b>	<b>5,080,717</b>	<b>4,460,273</b>	<b>4,460,273</b>

**Expenditures / Appropriations**

Salaries & Benefits	3,509,342	3,819,691	0	0
Services & Supplies	1,077,612	1,005,416	0	0
Other Charges	11,250	16,650	0	0
Other Financing Uses	622,113	1,063,650	0	0
Intra-fund Expense	1,101,586	1,126,020	0	0
<b>Total Expenditures / Appropriations</b>	<b>6,321,902</b>	<b>7,031,428</b>	<b>0</b>	<b>0</b>

<i>Activity California Children Services Total:</i>	(2,108,643)	(1,950,710)	4,460,273	4,460,273
---	-------------	-------------	-----------	-----------

**County of Marin**  
**Financing Sources and Uses by Budget Unit by Object**  
**Governmental Funds**  
**Fiscal Year 2014 - 15**

Detail by Revenue Category and Expenditure Object	2012-13 Actual	2013-14 Estimated	2014-15 Recommended	2014-15 Adopted by the Board of Supervisors
1	2	3	4	5

**Budget Unit:** 1000 Hlth and Human Svcs  
**Function:** Health And Sanitation  
**Activity:** Health

**Revenues**

Licenses Permits & Franchises	28,589	24,615	15,000	15,000
Fines Forfeitures & Penalties	90,053	49,773	60,880	60,880
Use of Money and Property	34,475	26,284	0	0
Intergovernmental Revenues	50,828,489	43,761,627	49,722,828	49,722,828
Charges for Services	3,513,816	3,359,661	3,314,519	3,314,519
Other Financing Sources	39,038,271	34,932,904	41,939,712	41,939,712
<b>Total Revenues</b>	<b>93,533,692</b>	<b>82,154,864</b>	<b>95,052,939</b>	<b>95,052,939</b>

**Expenditures / Appropriations**

Salaries & Benefits	22,965,405	23,843,037	0	0
Services & Supplies	21,203,529	22,094,298	0	0
Other Charges	17,118,942	11,352,526	0	0
Other Financing Uses	38,829,543	34,136,625	0	0
Inter-Fund Expense	19,794	8,494	0	0
Intra-fund Expense	8,400,130	7,739,348	0	0
<b>Total Expenditures / Appropriations</b>	<b>108,537,342</b>	<b>99,174,328</b>	<b>0</b>	<b>0</b>
<i>Activity Health Total:</i>	<i>(15,003,650)</i>	<i>(17,019,464)</i>	<i>95,052,939</i>	<i>95,052,939</i>



**County of Marin**  
**Financing Sources and Uses by Budget Unit by Object**  
**Governmental Funds**  
**Fiscal Year 2014 - 15**

Detail by Revenue Category and Expenditure Object	2012-13 Actual	2013-14 Estimated	2014-15 Recommended	2014-15 Adopted by the Board of Supervisors
1	2	3	4	5

**Budget Unit:** 1000 Hlth and Human Svcs  
**Function:** Health And Sanitation  
**Activity:** Hospital Care

**Revenues**

Intergovernmental Revenues	2,884,683	4,162,754	4,691,925	4,691,925
Other Financing Sources	1,540,092	6,303,504	2,140,995	2,140,995
<b>Total Revenues</b>	<b>4,424,775</b>	<b>10,466,258</b>	<b>6,832,920</b>	<b>6,832,920</b>

**Expenditures / Appropriations**

Salaries & Benefits	523,794	605,500	0	0
Services & Supplies	110,203	144,210	0	0
Other Charges	5,629,999	6,305,725	0	0
Other Financing Uses	3,586,945	4,693,339	0	0
Intra-fund Expense	135,093	232,845	0	0
<b>Total Expenditures / Appropriations</b>	<b>9,986,034</b>	<b>11,981,618</b>	<b>0</b>	<b>0</b>
<i>Activity Hospital Care Total:</i>	<i>(5,561,259)</i>	<i>(1,515,360)</i>	<i>6,832,920</i>	<i>6,832,920</i>

**County of Marin**  
**Financing Sources and Uses by Budget Unit by Object**  
**Governmental Funds**  
**Fiscal Year 2014 - 15**

Detail by Revenue Category and Expenditure Object	2012-13 Actual	2013-14 Estimated	2014-15 Recommended	2014-15 Adopted by the Board of Supervisors
1	2	3	4	5

**Budget Unit:** 1000 Hlth and Human Svcs  
**Function:** Health And Sanitation  
**Activity:** Other Assistance

**Revenues**

Fines Forfeitures & Penalties	1,846	0	0	0
Intergovernmental Revenues	1,237,344	1,146,344	1,234,485	1,234,485
Other Financing Sources	13,533	11,435	23,104	23,104
<b>Total Revenues</b>	<b>1,252,723</b>	<b>1,157,779</b>	<b>1,257,589</b>	<b>1,257,589</b>

**Expenditures / Appropriations**

Salaries & Benefits	941,289	1,022,944	0	0
Services & Supplies	1,332,024	1,063,176	0	0
Other Charges	3,313	807	0	0
Other Financing Uses	3,313	1,000	0	0
Intra-fund Expense	409,795	446,929	0	0
<b>Total Expenditures / Appropriations</b>	<b>2,689,735</b>	<b>2,534,855</b>	<b>0</b>	<b>0</b>

<i>Activity Other Assistance Total:</i>	(1,437,012)	(1,377,076)	1,257,589	1,257,589
---	-------------	-------------	-----------	-----------

<b>Function Health And Sanitation Total:</b>	<b>(27,095,469)</b>	<b>(25,767,376)</b>	<b>107,635,721</b>	<b>107,635,721</b>
--	---------------------	---------------------	--------------------	--------------------

**County of Marin**  
**Financing Sources and Uses by Budget Unit by Object**  
**Governmental Funds**  
**Fiscal Year 2014 - 15**

Detail by Revenue Category and Expenditure Object	2012-13 Actual	2013-14 Estimated	2014-15 Recommended	2014-15 Adopted by the Board of Supervisors
1	2	3	4	5

**Budget Unit:** 1000 Hlth and Human Svcs  
**Function:** Public Assistance  
**Activity:** Administration

**Revenues**

Licenses Permits & Franchises	0	0	0	0
Use of Money and Property	4,045	7,854	0	0
Intergovernmental Revenues	55,848,245	62,139,621	54,564,338	54,564,338
Charges for Services	633,210	866,334	638,726	638,726
Other Financing Sources	18,702,940	18,651,870	21,127,299	21,127,299
<b>Total Revenues</b>	<b>75,188,440</b>	<b>81,665,679</b>	<b>76,330,363</b>	<b>76,330,363</b>

**Expenditures / Appropriations**

Salaries & Benefits	27,518,241	31,820,895	0	0
Services & Supplies	2,173,885	2,624,711	0	0
Other Charges	16,239,095	17,040,933	0	0
Capital Assets - Equipment & Machines	11,930	0	0	0
Other Financing Uses	19,392,498	19,098,947	0	0
Intra-fund Expense	10,639,571	9,512,301	0	0
<b>Total Expenditures / Appropriations</b>	<b>75,975,220</b>	<b>80,097,788</b>	<b>0</b>	<b>0</b>

<i>Activity Administration Total:</i>	(786,780)	1,567,891	76,330,363	76,330,363
---------------------------------------	-----------	-----------	------------	------------

**County of Marin**  
**Financing Sources and Uses by Budget Unit by Object**  
**Governmental Funds**  
**Fiscal Year 2014 - 15**

Detail by Revenue Category and Expenditure Object	2012-13 Actual	2013-14 Estimated	2014-15 Recommended	2014-15 Adopted by the Board of Supervisors
1	2	3	4	5

**Budget Unit:** 1000 Hlth and Human Svcs  
**Function:** Public Assistance  
**Activity:** Veterans Services

**Revenues**

Intergovernmental Revenues	33,320	61,355	29,389	29,389
<b>Total Revenues</b>	<b>33,320</b>	<b>61,355</b>	<b>29,389</b>	<b>29,389</b>

**Expenditures / Appropriations**

Salaries & Benefits	97,202	110,095	0	0
Services & Supplies	6,187	5,326	0	0
Intra-fund Expense	34,189	30,024	0	0
<b>Total Expenditures / Appropriations</b>	<b>137,578</b>	<b>145,445</b>	<b>0</b>	<b>0</b>

<i>Activity Veterans Services Total:</i>	(104,258)	(84,090)	29,389	29,389
--	-----------	----------	--------	--------

<b>Function Public Assistance Total:</b>	<b>(891,038)</b>	<b>1,483,801</b>	<b>76,359,752</b>	<b>76,359,752</b>
--	------------------	------------------	-------------------	-------------------

<b>Grand Total 1000 Hlth and Human Svcs Net Cost:</b>	<b>(29,715,016)</b>	<b>(26,163,513)</b>	<b>184,593,573</b>	<b>184,593,573</b>
---	---------------------	---------------------	--------------------	--------------------

**County of Marin**  
**Financing Sources and Uses by Budget Unit by Object**  
**Governmental Funds**  
**Fiscal Year 2014 - 15**

Detail by Revenue Category and Expenditure Object	2012-13 Actual	2013-14 Estimated	2014-15 Recommended	2014-15 Adopted by the Board of Supervisors
1	2	3	4	5

**Budget Unit:** 2000 Child Support Svcs  
**Function:** Public Protection  
**Activity:** Judicial

**Revenues**

Fines Forfeitures & Penalties	1,082,764	1,072,689	1,182,529	1,182,529
Use of Money and Property	918	655	1,500	1,500
Intergovernmental Revenues	3,591,914	3,602,785	3,830,560	3,830,560
Charges for Services	112,010	116,011	122,671	122,671
Other Financing Sources	0	741	683	683
<b>Total Revenues</b>	<b>4,787,606</b>	<b>4,792,883</b>	<b>5,137,943</b>	<b>5,137,943</b>

**Expenditures / Appropriations**

Salaries & Benefits	3,632,501	3,648,596	0	0
Services & Supplies	668,808	702,295	0	0
Other Charges	20	0	0	0
Inter-Fund Expense	429,312	452,329	0	0
Intra-fund Expense	121,497	114,465	0	0
Others	(45,075)	(20,991)	0	0
<b>Total Expenditures / Appropriations</b>	<b>4,807,063</b>	<b>4,896,694</b>	<b>0</b>	<b>0</b>

<i>Activity Judicial Total:</i>	(19,457)	(103,812)	5,137,943	5,137,943
---------------------------------	----------	-----------	-----------	-----------

<b>Function Public Protection Total:</b>	<b>(19,457)</b>	<b>(103,812)</b>	<b>5,137,943</b>	<b>5,137,943</b>
--	-----------------	------------------	------------------	------------------

<b>Grand Total 2000 Child Support Svcs Net Cost:</b>	<b>(19,457)</b>	<b>(103,812)</b>	<b>5,137,943</b>	<b>5,137,943</b>
--	-----------------	------------------	------------------	------------------

**County of Marin**  
**Financing Sources and Uses by Budget Unit by Object**  
**Governmental Funds**  
**Fiscal Year 2014 - 15**

Detail by Revenue Category and Expenditure Object	2012-13 Actual	2013-14 Estimated	2014-15 Recommended	2014-15 Adopted by the Board of Supervisors
1	2	3	4	5

**Budget Unit:** 2200 DA Office  
**Function:** Public Protection  
**Activity:** Detention and Correction

**Revenues**

Fines Forfeitures & Penalties	0	0	50,000	50,000
Intergovernmental Revenues	0	653	0	0
Charges for Services	0	70,799	0	0
Other Financing Sources	101,563	21,750	54,493	54,493
<b>Total Revenues</b>	101,563	93,202	104,493	104,493

**Expenditures / Appropriations**

Salaries & Benefits	153,368	173,191	0	0
Services & Supplies	1,138	139	0	0
Intra-fund Expense	(6,613)	(9,413)	0	0
<b>Total Expenditures / Appropriations</b>	147,893	163,917	0	0
<i>Activity Detention and Correction Total:</i>	(46,330)	(70,715)	104,493	104,493

**County of Marin**  
**Financing Sources and Uses by Budget Unit by Object**  
**Governmental Funds**  
**Fiscal Year 2014 - 15**

Detail by Revenue Category and Expenditure Object	2012-13 Actual	2013-14 Estimated	2014-15 Recommended	2014-15 Adopted by the Board of Supervisors
1	2	3	4	5

**Budget Unit:** 2200 DA Office  
**Function:** Public Protection  
**Activity:** Judicial

**Revenues**

Licenses Permits & Franchises	176,162	97,905	0	0
Use of Money and Property	915	869	0	0
Intergovernmental Revenues	5,395,732	5,983,482	7,169,020	7,169,020
Charges for Services	35,798	15,877	100,085	100,085
Other Financing Sources	142,000	182,000	86,942	86,942
<b>Total Revenues</b>	<b>5,750,607</b>	<b>6,280,132</b>	<b>7,356,047</b>	<b>7,356,047</b>

**Expenditures / Appropriations**

Salaries & Benefits	11,205,153	12,170,803	0	0
Services & Supplies	1,822,602	1,893,781	0	0
Capital Assets - Vehicles	23,754	22,670	0	0
Capital Assets - Equipment & Machines	0	27,345	0	0
Other Financing Uses	142,000	182,000	0	0
Intra-fund Expense	442,621	433,015	0	0
<b>Total Expenditures / Appropriations</b>	<b>13,636,129</b>	<b>14,729,614</b>	<b>0</b>	<b>0</b>

<i>Activity Judicial Total:</i>	(7,885,522)	(8,449,482)	7,356,047	7,356,047
---------------------------------	-------------	-------------	-----------	-----------

**County of Marin**  
**Financing Sources and Uses by Budget Unit by Object**  
**Governmental Funds**  
**Fiscal Year 2014 - 15**

Detail by Revenue Category and Expenditure Object	2012-13 Actual	2013-14 Estimated	2014-15 Recommended	2014-15 Adopted by the Board of Supervisors
1	2	3	4	5

**Budget Unit:** 2200 DA Office  
**Function:** Public Protection  
**Activity:** Other Protection

**Revenues**

Fines Forfeitures & Penalties	50	0	0	0
Intergovernmental Revenues	1,151	6,444	0	0
Other Financing Sources	475,123	443,706	950,316	950,316
<b>Total Revenues</b>	<b>476,324</b>	<b>450,150</b>	<b>950,316</b>	<b>950,316</b>

**Expenditures / Appropriations**

Salaries & Benefits	451,548	411,654	0	0
Services & Supplies	17,288	28,674	0	0
Intra-fund Expense	7,488	7,377	0	0
<b>Total Expenditures / Appropriations</b>	<b>476,324</b>	<b>447,705</b>	<b>0</b>	<b>0</b>

<i>Activity Other Protection Total:</i>	-	2,445	950,316	950,316
---	---	-------	---------	---------

<b>Function Public Protection Total:</b>	<b>(7,931,852)</b>	<b>(8,517,752)</b>	<b>8,410,856</b>	<b>8,410,856</b>
--	--------------------	--------------------	------------------	------------------

<b>Grand Total 2200 DA Office Net Cost:</b>	<b>(7,931,852)</b>	<b>(8,517,752)</b>	<b>8,410,856</b>	<b>8,410,856</b>
---	--------------------	--------------------	------------------	------------------



**County of Marin**  
**Financing Sources and Uses by Budget Unit by Object**  
**Governmental Funds**  
**Fiscal Year 2014 - 15**

Detail by Revenue Category and Expenditure Object	2012-13 Actual	2013-14 Estimated	2014-15 Recommended	2014-15 Adopted by the Board of Supervisors
1	2	3	4	5

**Budget Unit:** 2300 Fire Department  
**Function:** Public Protection  
**Activity:** Fire Protection

**Revenues**

Taxes	4,749,396	4,431,235	4,400,000	4,400,000
Licenses Permits & Franchises	49,228	61,464	17,500	17,500
Use of Money and Property	0	0	0	0
Intergovernmental Revenues	1,905,944	1,964,753	1,946,856	1,946,856
Charges for Services	5,990,646	6,825,348	4,493,973	4,493,973
Other Financing Sources	569,325	598,021	30,226	30,226
Others	115,534	0	0	0
<b>Total Revenues</b>	<b>13,380,074</b>	<b>13,880,821</b>	<b>10,888,555</b>	<b>10,888,555</b>

**Expenditures / Appropriations**

Salaries & Benefits	14,422,099	15,667,391	0	0
Services & Supplies	731,847	783,490	0	0
Capital Assets - Equipment & Machines	9,064	0	0	0
Inter-Fund Expense	307	0	0	0
Intra-fund Expense	1,242,558	1,305,311	0	0
<b>Total Expenditures / Appropriations</b>	<b>16,405,875</b>	<b>17,756,192</b>	<b>0</b>	<b>0</b>

<i>Activity Fire Protection Total:</i>	(3,025,801)	(3,875,371)	10,888,555	10,888,555
--	-------------	-------------	------------	------------

**County of Marin**  
**Financing Sources and Uses by Budget Unit by Object**  
**Governmental Funds**  
**Fiscal Year 2014 - 15**

Detail by Revenue Category and Expenditure Object	2012-13 Actual	2013-14 Estimated	2014-15 Recommended	2014-15 Adopted by the Board of Supervisors
1	2	3	4	5

**Budget Unit:** 2300 Fire Department  
**Function:** Public Protection  
**Activity:** Other Protection

**Revenues**

Taxes	0	0	360,200	360,200
Intergovernmental Revenues	758,354	782,023	786,361	786,361
Charges for Services	1,682,763	2,254,975	2,009,758	2,009,758
Other Financing Sources	430,177	414,873	154,394	154,394
<b>Total Revenues</b>	<b>2,871,293</b>	<b>3,451,871</b>	<b>3,310,713</b>	<b>3,310,713</b>

**Expenditures / Appropriations**

Salaries & Benefits	4,930,124	5,445,369	0	0
Services & Supplies	290,549	283,486	0	0
Intra-fund Expense	4,129	1,602	0	0
<b>Total Expenditures / Appropriations</b>	<b>5,224,802</b>	<b>5,730,457</b>	<b>0</b>	<b>0</b>

<i>Activity Other Protection Total:</i>	(2,353,509)	(2,278,585)	3,310,713	3,310,713
---	-------------	-------------	-----------	-----------

<b>Function Public Protection Total:</b>	<b>(5,379,310)</b>	<b>(6,153,956)</b>	<b>14,199,268</b>	<b>14,199,268</b>
--	--------------------	--------------------	-------------------	-------------------

<b>Grand Total 2300 Fire Department Net Cost:</b>	<b>(5,379,310)</b>	<b>(6,153,956)</b>	<b>14,199,268</b>	<b>14,199,268</b>
---	--------------------	--------------------	-------------------	-------------------

**County of Marin**  
**Financing Sources and Uses by Budget Unit by Object**  
**Governmental Funds**  
**Fiscal Year 2014 - 15**

Detail by Revenue Category and Expenditure Object	2012-13 Actual	2013-14 Estimated	2014-15 Recommended	2014-15 Adopted by the Board of Supervisors
1	2	3	4	5

**Budget Unit:** 2400 Probation  
**Function:** Public Protection  
**Activity:** Detention and Correction

**Revenues**

Fines Forfeitures & Penalties	181,034	162,583	80,002	80,002
Use of Money and Property	51	1,834	0	0
Intergovernmental Revenues	6,739,061	7,675,740	6,873,633	6,873,633
Charges for Services	282,405	274,530	425,500	425,500
Other Financing Sources	1,841,302	1,686,154	1,971,251	1,971,251
<b>Total Revenues</b>	<b>9,043,852</b>	<b>9,800,841</b>	<b>9,350,386</b>	<b>9,350,386</b>

**Expenditures / Appropriations**

Salaries & Benefits	13,087,719	13,691,872	0	0
Services & Supplies	2,221,018	2,386,790	0	0
Other Charges	9,644	49,817	0	0
Capital Assets - Vehicles	0	177,643	0	0
Capital Assets - Equipment & Machines	5,657	0	0	0
Other Financing Uses	1,834,249	1,767,224	0	0
Inter-Fund Expense	0	20,431	0	0
Intra-fund Expense	1,267,178	927,634	0	0
<b>Total Expenditures / Appropriations</b>	<b>18,425,464</b>	<b>19,021,412</b>	<b>0</b>	<b>0</b>

<i>Activity Detention and Correction Total:</i>	(9,381,611)	(9,220,571)	9,350,386	9,350,386
---	-------------	-------------	-----------	-----------

**County of Marin**  
**Financing Sources and Uses by Budget Unit by Object**  
**Governmental Funds**  
**Fiscal Year 2014 - 15**

Detail by Revenue Category and Expenditure Object	2012-13 Actual	2013-14 Estimated	2014-15 Recommended	2014-15 Adopted by the Board of Supervisors
1	2	3	4	5

**Budget Unit:** 2400 Probation  
**Function:** Public Protection  
**Activity:** Other Protection

**Revenues**

Use of Money and Property	1,457	5,278	0	0
Intergovernmental Revenues	1,696,246	7,143,623	3,139,752	3,139,752
Other Financing Sources	2,480,981	151,480	1,062,142	1,062,142
<b>Total Revenues</b>	<b>4,178,684</b>	<b>7,300,381</b>	<b>4,201,894</b>	<b>4,201,894</b>

**Expenditures / Appropriations**

Salaries & Benefits	472,495	805,164	0	0
Services & Supplies	89,364	326,418	0	0
Other Charges	109,899	19,501	0	0
Capital Assets - Vehicles	0	25,250	0	0
Other Financing Uses	2,480,829	2,421,904	0	0
Inter-Fund Expense	39,934	22,323	0	0
<b>Total Expenditures / Appropriations</b>	<b>3,192,521</b>	<b>3,620,560</b>	<b>0</b>	<b>0</b>

<i>Activity Other Protection Total:</i>	986,163	3,679,821	4,201,894	4,201,894
---	---------	-----------	-----------	-----------

<b>Function Public Protection Total:</b>	<b>(8,395,448)</b>	<b>(5,540,749)</b>	<b>13,552,280</b>	<b>13,552,280</b>
--	--------------------	--------------------	-------------------	-------------------

<b>Grand Total 2400 Probation Net Cost:</b>	<b>(8,395,448)</b>	<b>(5,540,749)</b>	<b>13,552,280</b>	<b>13,552,280</b>
---	--------------------	--------------------	-------------------	-------------------

**County of Marin**  
**Financing Sources and Uses by Budget Unit by Object**  
**Governmental Funds**  
**Fiscal Year 2014 - 15**

Detail by Revenue Category and Expenditure Object	2012-13 Actual	2013-14 Estimated	2014-15 Recommended	2014-15 Adopted by the Board of Supervisors
1	2	3	4	5

**Budget Unit:** 2500 Public Defender  
**Function:** Public Protection  
**Activity:** Judicial

**Revenues**

Use of Money and Property	0	41	0	0
Intergovernmental Revenues	1,594,464	1,637,390	1,647,481	1,647,481
Charges for Services	128,704	122,237	120,700	120,700
Other Financing Sources	0	0	1,200	1,200
<b>Total Revenues</b>	<b>1,723,168</b>	<b>1,759,668</b>	<b>1,769,381</b>	<b>1,769,381</b>

**Expenditures / Appropriations**

Salaries & Benefits	6,354,512	6,821,245	0	0
Services & Supplies	249,497	240,032	0	0
Other Charges	2,500	1,000	0	0
Intra-fund Expense	185,580	187,222	0	0
<b>Total Expenditures / Appropriations</b>	<b>6,792,090</b>	<b>7,249,499</b>	<b>0</b>	<b>0</b>

<i>Activity Judicial Total:</i>	(5,068,921)	(5,489,831)	1,769,381	1,769,381
---------------------------------	-------------	-------------	-----------	-----------

<b>Function Public Protection Total:</b>	<b>(5,068,921)</b>	<b>(5,489,831)</b>	<b>1,769,381</b>	<b>1,769,381</b>
--	--------------------	--------------------	------------------	------------------

<b>Grand Total 2500 Public Defender Net Cost:</b>	<b>(5,068,921)</b>	<b>(5,489,831)</b>	<b>1,769,381</b>	<b>1,769,381</b>
---	--------------------	--------------------	------------------	------------------

**County of Marin**  
**Financing Sources and Uses by Budget Unit by Object**  
**Governmental Funds**  
**Fiscal Year 2014 - 15**

Detail by Revenue Category and Expenditure Object	2012-13 Actual	2013-14 Estimated	2014-15 Recommended	2014-15 Adopted by the Board of Supervisors
1	2	3	4	5

**Budget Unit:** 2600 Sheriff  
**Function:** Public Protection  
**Activity:** Detention and Correction

**Expenditures / Appropriations**

Salaries & Benefits	0	0	0	0
Services & Supplies	5	0	0	0
<b>Total Expenditures / Appropriations</b>	5	0	0	0
<i>Activity Detention and Correction Total:</i>	(5)	0	0	0

**County of Marin**  
**Financing Sources and Uses by Budget Unit by Object**  
**Governmental Funds**  
**Fiscal Year 2014 - 15**

Detail by Revenue Category and Expenditure Object	2012-13 Actual	2013-14 Estimated	2014-15 Recommended	2014-15 Adopted by the Board of Supervisors
1	2	3	4	5

**Budget Unit:** 2600 Sheriff  
**Function:** Public Protection  
**Activity:** Judicial

**Revenues**

Charges for Services	3,350,946	3,193,966	3,227,955	3,227,955
<b>Total Revenues</b>	<b>3,350,946</b>	<b>3,193,966</b>	<b>3,227,955</b>	<b>3,227,955</b>

**Expenditures / Appropriations**

Salaries & Benefits	3,204,156	3,319,393	0	0
Services & Supplies	202,018	171,099	0	0
Intra-fund Expense	100,562	106,220	0	0
<b>Total Expenditures / Appropriations</b>	<b>3,506,736</b>	<b>3,596,712</b>	<b>0</b>	<b>0</b>

<i>Activity Judicial Total:</i>	(155,789)	(402,747)	3,227,955	3,227,955
---------------------------------	-----------	-----------	-----------	-----------

**County of Marin**  
**Financing Sources and Uses by Budget Unit by Object**  
**Governmental Funds**  
**Fiscal Year 2014 - 15**

Detail by Revenue Category and Expenditure Object	2012-13 Actual	2013-14 Estimated	2014-15 Recommended	2014-15 Adopted by the Board of Supervisors
1	2	3	4	5

**Budget Unit:** 2600 Sheriff  
**Function:** Public Protection  
**Activity:** Other Protection

**Revenues**

Use of Money and Property	0	(189)	0	0
Intergovernmental Revenues	1,223,458	1,061,133	414,714	414,714
Charges for Services	112,616	128,091	101,885	101,885
Other Financing Sources	0	0	9,300	9,300
<b>Total Revenues</b>	<b>1,336,074</b>	<b>1,189,034</b>	<b>525,899</b>	<b>525,899</b>

**Expenditures / Appropriations**

Salaries & Benefits	1,122,447	1,295,221	0	0
Services & Supplies	655,753	846,400	0	0
Other Charges	0	0	0	0
Capital Assets - Equipment & Machines	163,112	139,685	0	0
Other Financing Uses	0	322,025	0	0
Intra-fund Expense	174,601	156,059	0	0
<b>Total Expenditures / Appropriations</b>	<b>2,115,914</b>	<b>2,759,390</b>	<b>0</b>	<b>0</b>

<i>Activity Other Protection Total:</i>	(779,839)	(1,570,355)	525,899	525,899
---	-----------	-------------	---------	---------



**County of Marin**  
**Financing Sources and Uses by Budget Unit by Object**  
**Governmental Funds**  
**Fiscal Year 2014 - 15**

Detail by Revenue Category and Expenditure Object	2012-13 Actual	2013-14 Estimated	2014-15 Recommended	2014-15 Adopted by the Board of Supervisors
1	2	3	4	5

**Budget Unit:** 2600 Sheriff  
**Function:** Public Protection  
**Activity:** Police Protection

**Revenues**

Fines Forfeitures & Penalties	189,107	673,802	486,662	486,662
Use of Money and Property	8,885	8,571	0	0
Intergovernmental Revenues	13,693,151	12,897,039	12,908,346	12,908,346
Charges for Services	4,496,704	5,001,038	4,657,181	4,657,181
Other Financing Sources	648,779	4,332,475	1,937,151	1,937,151
<b>Total Revenues</b>	<b>19,036,626</b>	<b>22,912,925</b>	<b>19,989,340</b>	<b>19,989,340</b>

**Expenditures / Appropriations**

Salaries & Benefits	45,006,536	48,326,951	0	0
Services & Supplies	3,839,498	3,732,445	0	0
Other Charges	0	0	0	0
Capital Assets - Vehicles	60,664	439,362	0	0
Capital Assets - Equipment & Machines	36,169	278,314	0	0
Other Financing Uses	649,334	2,505,898	0	0
Intra-fund Expense	3,760,898	3,913,054	0	0
<b>Total Expenditures / Appropriations</b>	<b>53,353,099</b>	<b>59,196,022</b>	<b>0</b>	<b>0</b>

<i>Activity Police Protection Total:</i>	(34,316,473)	(36,283,097)	19,989,340	19,989,340
--	--------------	--------------	------------	------------

<b>Function Public Protection Total:</b>	<b>(35,252,106)</b>	<b>(38,256,199)</b>	<b>23,743,194</b>	<b>23,743,194</b>
--	---------------------	---------------------	-------------------	-------------------

<b>Grand Total 2600 Sheriff Net Cost:</b>	<b>(35,252,106)</b>	<b>(38,256,199)</b>	<b>23,743,194</b>	<b>23,743,194</b>
---	---------------------	---------------------	-------------------	-------------------

**County of Marin**  
**Financing Sources and Uses by Budget Unit by Object**  
**Governmental Funds**  
**Fiscal Year 2014 - 15**

Detail by Revenue Category and Expenditure Object	2012-13 Actual	2013-14 Estimated	2014-15 Recommended	2014-15 Adopted by the Board of Supervisors
1	2	3	4	5

**Budget Unit:** 3000 County Administrator  
**Function:** General Government  
**Activity:** Legislative and Administrative

**Revenues**

Use of Money and Property	106,028	125,306	112,000	112,000
Charges for Services	0	0	104,886	104,886
Other Financing Sources	600,000	680,072	698,548	698,548
<b>Total Revenues</b>	<b>706,028</b>	<b>805,378</b>	<b>915,434</b>	<b>915,434</b>

**Expenditures / Appropriations**

Salaries & Benefits	2,647,518	2,604,759	0	0
Services & Supplies	3,763,002	5,232,645	0	0
Other Charges	(2)	0	0	0
Inter-Fund Expense	5,098	0	0	0
Intra-fund Expense	(703,259)	(928,681)	0	0
Others	(192,440)	(211,810)	0	0
<b>Total Expenditures / Appropriations</b>	<b>5,519,918</b>	<b>6,696,912</b>	<b>0</b>	<b>0</b>

<i>Activity Legislative and Administrative Total:</i>	(4,813,890)	(5,891,534)	915,434	915,434
---	-------------	-------------	---------	---------

<b>Function General Government Total:</b>	<b>(4,813,890)</b>	<b>(5,891,534)</b>	<b>915,434</b>	<b>915,434</b>
---	--------------------	--------------------	----------------	----------------

**County of Marin**  
**Financing Sources and Uses by Budget Unit by Object**  
**Governmental Funds**  
**Fiscal Year 2014 - 15**

Detail by Revenue Category and Expenditure Object	2012-13 Actual	2013-14 Estimated	2014-15 Recommended	2014-15 Adopted by the Board of Supervisors
1	2	3	4	5

**Budget Unit:** 3000 County Administrator  
**Function:** Public Protection  
**Activity:** Other Protection

**Revenues**

Licenses Permits & Franchises	329,833	302,082	290,000	290,000
Fines Forfeitures & Penalties	250	250	0	0
Use of Money and Property	147	152	0	0
Intergovernmental Revenues	76,865	0	0	0
Charges for Services	1,966,098	1,952,622	1,952,214	1,952,214
Other Financing Sources	0	0	0	0
<b>Total Revenues</b>	<b>2,373,192</b>	<b>2,255,105</b>	<b>2,242,214</b>	<b>2,242,214</b>

**Expenditures / Appropriations**

Salaries & Benefits	49,756	24,486	0	0
Services & Supplies	3,135,845	3,103,346	0	0
Intra-fund Expense	6,613	9,413	0	0
<b>Total Expenditures / Appropriations</b>	<b>3,192,213</b>	<b>3,137,245</b>	<b>0</b>	<b>0</b>

<i>Activity Other Protection Total:</i>	(819,021)	(882,140)	2,242,214	2,242,214
---	-----------	-----------	-----------	-----------

<b>Function Public Protection Total:</b>	<b>(819,021)</b>	<b>(882,140)</b>	<b>2,242,214</b>	<b>2,242,214</b>
--	------------------	------------------	------------------	------------------

<b>Grand Total 3000 County Administrator Net Cost:</b>	<b>(5,632,910)</b>	<b>(6,773,673)</b>	<b>3,157,648</b>	<b>3,157,648</b>
--	--------------------	--------------------	------------------	------------------

**County of Marin**  
**Financing Sources and Uses by Budget Unit by Object**  
**Governmental Funds**  
**Fiscal Year 2014 - 15**

Detail by Revenue Category and Expenditure Object	2012-13 Actual	2013-14 Estimated	2014-15 Recommended	2014-15 Adopted by the Board of Supervisors
1	2	3	4	5

**Budget Unit:** 3050 Elections  
**Function:** General Government  
**Activity:** Elections

**Revenues**

Intergovernmental Revenues	39,892	5,757	3,000	3,000
Charges for Services	311,492	1,177,281	531,000	531,000
<b>Total Revenues</b>	<b>351,384</b>	<b>1,183,038</b>	<b>534,000</b>	<b>534,000</b>

**Expenditures / Appropriations**

Salaries & Benefits	1,179,601	1,316,972	0	0
Services & Supplies	967,014	1,549,146	0	0
Intra-fund Expense	142,546	118,547	0	0
<b>Total Expenditures / Appropriations</b>	<b>2,289,161</b>	<b>2,984,666</b>	<b>0</b>	<b>0</b>

<i>Activity Elections Total:</i>	(1,937,778)	(1,801,628)	534,000	534,000
----------------------------------	-------------	-------------	---------	---------

<b>Function General Government Total:</b>	<b>(1,937,778)</b>	<b>(1,801,628)</b>	<b>534,000</b>	<b>534,000</b>
---	--------------------	--------------------	----------------	----------------

<b>Grand Total 3050 Elections Net Cost:</b>	<b>(1,937,778)</b>	<b>(1,801,628)</b>	<b>534,000</b>	<b>534,000</b>
---	--------------------	--------------------	----------------	----------------

**County of Marin**  
**Financing Sources and Uses by Budget Unit by Object**  
**Governmental Funds**  
**Fiscal Year 2014 - 15**

Detail by Revenue Category and Expenditure Object	2012-13 Actual	2013-14 Estimated	2014-15 Recommended	2014-15 Adopted by the Board of Supervisors
1	2	3	4	5

**Budget Unit:** 3100 Assessor-Recorder  
**Function:** General Government  
**Activity:** Elections

**Revenues**

Use of Money and Property	10	10	0	0
Charges for Services	270,457	330,611	269,936	269,936
<b>Total Revenues</b>	270,466	330,621	269,936	269,936

**Expenditures / Appropriations**

Salaries & Benefits	216,753	244,862	0	0
Services & Supplies	15,385	23,323	0	0
Intra-fund Expense	23,750	21,489	0	0
<b>Total Expenditures / Appropriations</b>	255,887	289,673	0	0

<i>Activity Elections Total:</i>	14,579	40,948	269,936	269,936
----------------------------------	--------	--------	---------	---------

**County of Marin**  
**Financing Sources and Uses by Budget Unit by Object**  
**Governmental Funds**  
**Fiscal Year 2014 - 15**

Detail by Revenue Category and Expenditure Object	2012-13 Actual	2013-14 Estimated	2014-15 Recommended	2014-15 Adopted by the Board of Supervisors
1	2	3	4	5

**Budget Unit:** 3100 Assessor-Recorder  
**Function:** General Government  
**Activity:** Finance

**Revenues**

Taxes	16,593	7,596	0	0
Use of Money and Property	0	0	0	0
Charges for Services	1,396,149	1,812,585	1,772,716	1,772,716
Other Financing Sources	5,905	6,068	1,000	1,000
<b>Total Revenues</b>	<b>1,418,647</b>	<b>1,826,248</b>	<b>1,773,716</b>	<b>1,773,716</b>

**Expenditures / Appropriations**

Salaries & Benefits	6,256,230	6,540,109	0	0
Services & Supplies	126,249	145,428	0	0
Intra-fund Expense	286,751	279,894	0	0
<b>Total Expenditures / Appropriations</b>	<b>6,669,230</b>	<b>6,965,430</b>	<b>0</b>	<b>0</b>
<i>Activity Finance Total:</i>	<i>(5,250,583)</i>	<i>(5,139,182)</i>	<i>1,773,716</i>	<i>1,773,716</i>

**County of Marin**  
**Financing Sources and Uses by Budget Unit by Object**  
**Governmental Funds**  
**Fiscal Year 2014 - 15**

Detail by Revenue Category and Expenditure Object	2012-13 Actual	2013-14 Estimated	2014-15 Recommended	2014-15 Adopted by the Board of Supervisors
1	2	3	4	5

**Budget Unit:** 3100 Assessor-Recorder  
**Function:** General Government  
**Activity:** Other Protection

**Revenues**

Use of Money and Property	3,613	3,389	0	0
Charges for Services	2,412,654	1,595,058	1,870,298	1,870,298
Other Financing Sources	726,465	570,991	673,273	673,273
<b>Total Revenues</b>	<b>3,142,732</b>	<b>2,169,437</b>	<b>2,543,571</b>	<b>2,543,571</b>

**Expenditures / Appropriations**

Salaries & Benefits	1,330,930	1,393,358	0	0
Services & Supplies	433,632	305,406	0	0
Other Charges	(4)	0	0	0
Capital Assets - Equipment & Machines	0	14,354	0	0
Other Financing Uses	726,113	570,841	0	0
Inter-Fund Expense	0	5,000	0	0
Intra-fund Expense	90,572	78,608	0	0
<b>Total Expenditures / Appropriations</b>	<b>2,581,243</b>	<b>2,367,567</b>	<b>0</b>	<b>0</b>

<i>Activity Other Protection Total:</i>	561,488	(198,130)	2,543,571	2,543,571
---	---------	-----------	-----------	-----------

<b>Function General Government Total:</b>	<b>(4,674,516)</b>	<b>(5,296,364)</b>	<b>4,587,223</b>	<b>4,587,223</b>
---	--------------------	--------------------	------------------	------------------

<b>Grand Total 3100 Assessor Recorder Net Cost:</b>	<b>(4,674,516)</b>	<b>(5,296,364)</b>	<b>4,587,223</b>	<b>4,587,223</b>
---	--------------------	--------------------	------------------	------------------

**County of Marin**  
**Financing Sources and Uses by Budget Unit by Object**  
**Governmental Funds**  
**Fiscal Year 2014 - 15**

Detail by Revenue Category and Expenditure Object	2012-13 Actual	2013-14 Estimated	2014-15 Recommended	2014-15 Adopted by the Board of Supervisors
1	2	3	4	5

**Budget Unit:** 3200 Department of Finance  
**Function:** General Government  
**Activity:** Finance

**Revenues**

Taxes	55,077	58,494	55,000	55,000
Fines Forfeitures & Penalties	13,640	10,250	20,000	20,000
Use of Money and Property	0	1,216	0	0
Intergovernmental Revenues	219,959	332,567	199,000	199,000
Charges for Services	1,075,323	2,702,103	2,822,924	2,822,924
Other Financing Sources	267,846	366,411	404,205	404,205
<b>Total Revenues</b>	1,631,845	3,471,041	3,501,129	3,501,129

**Expenditures / Appropriations**

Salaries & Benefits	3,182,804	5,281,873	0	0
Services & Supplies	202,335	669,859	0	0
Other Charges	0	4,121	0	0
Intra-fund Expense	784	126,652	0	0
<b>Total Expenditures / Appropriations</b>	3,385,922	6,082,505	0	0

<i>Activity Finance Total:</i>	(1,754,078)	(2,611,464)	3,501,129	3,501,129
--------------------------------	-------------	-------------	-----------	-----------



**County of Marin**  
**Financing Sources and Uses by Budget Unit by Object**  
**Governmental Funds**  
**Fiscal Year 2014 - 15**

Detail by Revenue Category and Expenditure Object	2012-13 Actual	2013-14 Estimated	2014-15 Recommended	2014-15 Adopted by the Board of Supervisors
1	2	3	4	5

**Budget Unit:** 3200 Department of Finance  
**Function:** General Government  
**Activity:** Legislative and Administrative

**Revenues**

Use of Money and Property	0	250	0	0
Intergovernmental Revenues	120	0	0	0
Charges for Services	(1)	0	0	0
Other Financing Sources	3,847	0	0	0
<b>Total Revenues</b>	3,966	250	0	0

**Expenditures / Appropriations**

Salaries & Benefits	622,769	1,070,518	0	0
Services & Supplies	259,079	129,683	0	0
Other Charges	(1)	(1)	0	0
Intra-fund Expense	180,852	219,561	0	0
<b>Total Expenditures / Appropriations</b>	1,062,698	1,419,761	0	0

<i>Activity Legislative and Administrative Total:</i>	(1,058,732)	(1,419,512)	0	0
---	-------------	-------------	---	---

<b>Function General Government Total:</b>	<b>(2,812,809)</b>	<b>(4,030,976)</b>	<b>3,501,129</b>	<b>3,501,129</b>
---	--------------------	--------------------	------------------	------------------

<b>Grand Total 3200 Department of Finance Net Cost:</b>	<b>(2,812,809)</b>	<b>(4,030,976)</b>	<b>3,501,129</b>	<b>3,501,129</b>
---	--------------------	--------------------	------------------	------------------

**County of Marin**  
**Financing Sources and Uses by Budget Unit by Object**  
**Governmental Funds**  
**Fiscal Year 2014 - 15**

Detail by Revenue Category and Expenditure Object	2012-13 Actual	2013-14 Estimated	2014-15 Recommended	2014-15 Adopted by the Board of Supervisors
1	2	3	4	5

**Budget Unit:** 3300 Board of Supervisors  
**Function:** General Government  
**Activity:** Legislative and Administrative

**Revenues**

Charges for Services	102,802	74,924	76,996	76,996
Other Financing Sources	71	51	5,000	5,000
<b>Total Revenues</b>	<b>102,873</b>	<b>74,976</b>	<b>81,996</b>	<b>81,996</b>

**Expenditures / Appropriations**

Salaries & Benefits	2,638,500	2,863,940	0	0
Services & Supplies	108,879	109,400	0	0
Intra-fund Expense	218,758	239,253	0	0
<b>Total Expenditures / Appropriations</b>	<b>2,966,137</b>	<b>3,212,592</b>	<b>0</b>	<b>0</b>

<i>Activity Legislative and Administrative Total:</i>	(2,863,264)	(3,137,617)	81,996	81,996
---	-------------	-------------	--------	--------

<b>Function General Government Total:</b>	<b>(2,863,264)</b>	<b>(3,137,617)</b>	<b>81,996</b>	<b>81,996</b>
---	--------------------	--------------------	---------------	---------------

<b>Grand Total 3300 Board of Supervisors Net Cost:</b>	<b>(2,863,264)</b>	<b>(3,137,617)</b>	<b>81,996</b>	<b>81,996</b>
--	--------------------	--------------------	---------------	---------------

**County of Marin**  
**Financing Sources and Uses by Budget Unit by Object**  
**Governmental Funds**  
**Fiscal Year 2014 - 15**

Detail by Revenue Category and Expenditure Object	2012-13 Actual	2013-14 Estimated	2014-15 Recommended	2014-15 Adopted by the Board of Supervisors
1	2	3	4	5

**Budget Unit:** 3400 County Counsel  
**Function:** General Government  
**Activity:** County Counsel

**Revenues**

Charges for Services	496,166	555,784	525,070	525,070
Other Financing Sources	8,121	2,152	120	120
<b>Total Revenues</b>	<b>504,287</b>	<b>557,936</b>	<b>525,190</b>	<b>525,190</b>

**Expenditures / Appropriations**

Salaries & Benefits	4,133,817	4,206,902	0	0
Services & Supplies	191,256	221,970	0	0
Intra-fund Expense	150,438	157,252	0	0
<b>Total Expenditures / Appropriations</b>	<b>4,475,512</b>	<b>4,586,124</b>	<b>0</b>	<b>0</b>

<i>Activity County Counsel Total:</i>	(3,971,224)	(4,028,188)	525,190	525,190
---------------------------------------	-------------	-------------	---------	---------

**County of Marin**  
**Financing Sources and Uses by Budget Unit by Object**  
**Governmental Funds**  
**Fiscal Year 2014 - 15**

Detail by Revenue Category and Expenditure Object	2012-13 Actual	2013-14 Estimated	2014-15 Recommended	2014-15 Adopted by the Board of Supervisors
1	2	3	4	5

**Budget Unit:** 3400 County Counsel  
**Function:** General Government  
**Activity:** Judicial

**Expenditures / Appropriations**

Salaries & Benefits	39,378	41,865	0	0
Services & Supplies	77,886	83,773	0	0
Intra-fund Expense	24,071	19,193	0	0
<b>Total Expenditures / Appropriations</b>	141,335	144,831	0	0
<i>Activity Judicial Total:</i>	(141,335)	(144,831)	0	0
<b>Function General Government Total:</b>	(4,112,560)	(4,173,019)	525,190	525,190
<b>Grand Total 3400 County Counsel Net Cost:</b>	(4,112,560)	(4,173,019)	525,190	525,190

**County of Marin**  
**Financing Sources and Uses by Budget Unit by Object**  
**Governmental Funds**  
**Fiscal Year 2014 - 15**

Detail by Revenue Category and Expenditure Object	2012-13 Actual	2013-14 Estimated	2014-15 Recommended	2014-15 Adopted by the Board of Supervisors
1	2	3	4	5

**Budget Unit:** 3500 Human Resources  
**Function:** General Government  
**Activity:** Legislative and Administrative

**Expenditures / Appropriations**

Salaries & Benefits	284,450	307,537	0	0
<b>Total Expenditures / Appropriations</b>	284,450	307,537	0	0
<i>Activity Legislative and Administrative Total:</i>	(284,450)	(307,537)	0	0

**County of Marin**  
**Financing Sources and Uses by Budget Unit by Object**  
**Governmental Funds**  
**Fiscal Year 2014 - 15**

Detail by Revenue Category and Expenditure Object	2012-13 Actual	2013-14 Estimated	2014-15 Recommended	2014-15 Adopted by the Board of Supervisors
1	2	3	4	5

**Budget Unit:** 3500 Human Resources  
**Function:** General Government  
**Activity:** Personnel

**Revenues**

Intergovernmental Revenues	11,567	10,343	0	0
Charges for Services	25,962	27,214	0	0
Other Financing Sources	500	7,560	1,000	1,000
<b>Total Revenues</b>	<b>38,029</b>	<b>45,117</b>	<b>1,000</b>	<b>1,000</b>

**Expenditures / Appropriations**

Salaries & Benefits	4,025,650	4,504,746	0	0
Services & Supplies	671,142	938,489	0	0
Intra-fund Expense	188,410	180,482	0	0
Others	(51,597)	0	0	0
<b>Total Expenditures / Appropriations</b>	<b>4,833,605</b>	<b>5,623,717</b>	<b>0</b>	<b>0</b>

<i>Activity Personnel Total:</i>	(4,795,575)	(5,578,599)	1,000	1,000
----------------------------------	-------------	-------------	-------	-------

<b>Function General Government Total:</b>	<b>(5,080,026)</b>	<b>(5,886,136)</b>	<b>1,000</b>	<b>1,000</b>
---	--------------------	--------------------	--------------	--------------

<b>Grand Total 3500 Human Resources Net Cost:</b>	<b>(5,080,026)</b>	<b>(5,886,136)</b>	<b>1,000</b>	<b>1,000</b>
---	--------------------	--------------------	--------------	--------------

**County of Marin**  
**Financing Sources and Uses by Budget Unit by Object**  
**Governmental Funds**  
**Fiscal Year 2014 - 15**

Detail by Revenue Category and Expenditure Object	2012-13 Actual	2013-14 Estimated	2014-15 Recommended	2014-15 Adopted by the Board of Supervisors
1	2	3	4	5

**Budget Unit:** 3600 InformSvc&Technology  
**Function:** General Government  
**Activity:** Communication

**Revenues**

Charges for Services	243,578	157,606	284,188	284,188
<b>Total Revenues</b>	243,578	157,606	284,188	284,188

**Expenditures / Appropriations**

Salaries & Benefits	12,750,098	13,776,163	0	0
Services & Supplies	3,793,730	4,349,465	0	0
Capital Assets - Equipment & Machines	53,807	376,935	0	0
Inter-Fund Expense	0	(53,140)	0	0
Intra-fund Expense	(2,555,958)	(2,414,939)	0	0
Others	0	(5,821)	0	0
<b>Total Expenditures / Appropriations</b>	14,041,675	16,028,664	0	0

<i>Activity Communication Total:</i>	(13,798,097)	(15,871,058)	284,188	284,188
--------------------------------------	--------------	--------------	---------	---------

**County of Marin**  
**Financing Sources and Uses by Budget Unit by Object**  
**Governmental Funds**  
**Fiscal Year 2014 - 15**

Detail by Revenue Category and Expenditure Object	2012-13 Actual	2013-14 Estimated	2014-15 Recommended	2014-15 Adopted by the Board of Supervisors
1	2	3	4	5

**Budget Unit:** 3600 InformSvc&Technology  
**Function:** General Government  
**Activity:** Legislative and Administrativ

**Expenditures / Appropriations**

Salaries & Benefits	2,182,042	2,198,549	0	0
Services & Supplies	376,738	415,463	0	0
Intra-fund Expense	34,998	30,779	0	0
<b>Total Expenditures / Appropriations</b>	<b>2,593,778</b>	<b>2,644,790</b>	<b>0</b>	<b>0</b>
<i>Activity Legislative and Administrative Total:</i>	<i>(2,593,778)</i>	<i>(2,644,790)</i>	<i>0</i>	<i>0</i>
<b>Function General Government Total:</b>	<b>(16,391,875)</b>	<b>(18,515,848)</b>	<b>284,188</b>	<b>284,188</b>



**County of Marin**  
**Financing Sources and Uses by Budget Unit by Object**  
**Governmental Funds**  
**Fiscal Year 2014 - 15**

Detail by Revenue Category and Expenditure Object	2012-13 Actual	2013-14 Estimated	2014-15 Recommended	2014-15 Adopted by the Board of Supervisors
1	2	3	4	5

**Budget Unit:** 3600 InformSvc&Technology  
**Function:** Public Protection  
**Activity:** Communication

**Revenues**

Charges for Services	1,158,247	757,616	580,007	580,007
<b>Total Revenues</b>	<b>1,158,247</b>	<b>757,616</b>	<b>580,007</b>	<b>580,007</b>

**Expenditures / Appropriations**

Salaries & Benefits	848,568	531,168	0	0
Services & Supplies	368,937	139,238	0	0
<b>Total Expenditures / Appropriations</b>	<b>1,217,504</b>	<b>670,405</b>	<b>0</b>	<b>0</b>

<i>Activity Communication Total:</i>	(59,257)	87,211	580,007	580,007
--------------------------------------	----------	--------	---------	---------

<b>Function Public Protection Total:</b>	<b>(59,257)</b>	<b>87,211</b>	<b>580,007</b>	<b>580,007</b>
--	-----------------	---------------	----------------	----------------

<b>Grand Total 3600 InformSvc&amp;Technology Net Cost:</b>	<b>(16,451,132)</b>	<b>(18,428,637)</b>	<b>864,195</b>	<b>864,195</b>
--	---------------------	---------------------	----------------	----------------

**County of Marin**  
**Financing Sources and Uses by Budget Unit by Object**  
**Governmental Funds**  
**Fiscal Year 2014 - 15**

Detail by Revenue Category and Expenditure Object	2012-13 Actual	2013-14 Estimated	2014-15 Recommended	2014-15 Adopted by the Board of Supervisors
1	2	3	4	5

**Budget Unit:** 3750 Retirement Department  
**Function:** General Government  
**Activity:** Other General

**Revenues**

Use of Money and Property	(65)	0	0	0
Intergovernmental Revenues	0	2,204,901	0	0
Other Financing Sources	3,417,815	0	2,494,739	2,494,739
<b>Total Revenues</b>	<b>3,417,750</b>	<b>2,204,901</b>	<b>2,494,739</b>	<b>2,494,739</b>

**Expenditures / Appropriations**

Salaries & Benefits	2,565,632	2,204,901	0	0
Services & Supplies	507,513	0	0	0
Inter-Fund Expense	337,488	0	0	0
<b>Total Expenditures / Appropriations</b>	<b>3,410,633</b>	<b>2,204,901</b>	<b>0</b>	<b>0</b>

<i>Activity Other General Total:</i>	7,117	0	2,494,739	2,494,739
--------------------------------------	-------	---	-----------	-----------

<b>Function General Government Total:</b>	<b>7,117</b>	<b>0</b>	<b>2,494,739</b>	<b>2,494,739</b>
---	--------------	----------	------------------	------------------

<b>Grand Total 3750 Retirement Department Net Cost:</b>	<b>7,117</b>	<b>0</b>	<b>2,494,739</b>	<b>2,494,739</b>
---	--------------	----------	------------------	------------------

**County of Marin**  
**Financing Sources and Uses by Budget Unit by Object**  
**Governmental Funds**  
**Fiscal Year 2014 - 15**

Detail by Revenue Category and Expenditure Object	2012-13 Actual	2013-14 Estimated	2014-15 Recommended	2014-15 Adopted by the Board of Supervisors
1	2	3	4	5

**Budget Unit:** 3800 TreasTxColect/Regstr  
**Function:** General Government  
**Activity:** Finance

**Revenues**

Charges for Services	1,105,303	0	0	0
Other Financing Sources	18,181	0	0	0
<b>Total Revenues</b>	<b>1,123,484</b>	<b>0</b>	<b>0</b>	<b>0</b>

**Expenditures / Appropriations**

Salaries & Benefits	1,587,644	0	0	0
Services & Supplies	349,400	0	0	0
Other Charges	(1)	0	0	0
Intra-fund Expense	140,671	0	0	0
<b>Total Expenditures / Appropriations</b>	<b>2,077,714</b>	<b>0</b>	<b>0</b>	<b>0</b>

<i>Activity Finance Total:</i>	(954,229)	0	0	0
--------------------------------	-----------	---	---	---

<b>Function General Government Total:</b>	<b>(954,229)</b>	<b>0</b>	<b>0</b>	<b>0</b>
---	------------------	----------	----------	----------

**County of Marin**  
**Financing Sources and Uses by Budget Unit by Object**  
**Governmental Funds**  
**Fiscal Year 2014 - 15**

Detail by Revenue Category and Expenditure Object	2012-13 Actual	2013-14 Estimated	2014-15 Recommended	2014-15 Adopted by the Board of Supervisors
1	2	3	4	5

**Budget Unit:** 3800 TreasTxColect/Regstr  
**Function:** Public Protection  
**Activity:** Other Protection

**Revenues**

Use of Money and Property	25	0	0	0
Charges for Services	443,881	0	0	0
<b>Total Revenues</b>	<b>443,906</b>	<b>0</b>	<b>0</b>	<b>0</b>

**Expenditures / Appropriations**

Salaries & Benefits	388,144	0	0	0
Services & Supplies	30,705	0	0	0
Intra-fund Expense	1,399	0	0	0
<b>Total Expenditures / Appropriations</b>	<b>420,248</b>	<b>0</b>	<b>0</b>	<b>0</b>

<i>Activity Other Protection Total:</i>	23,658	0	0	0
---	--------	---	---	---

<b>Function Public Protection Total:</b>	<b>23,658</b>	<b>0</b>	<b>0</b>	<b>0</b>
--	---------------	----------	----------	----------

<b>Grand Total 3800 TreasTxColect/Regstr Net Cost:</b>	<b>(930,571)</b>	<b>0</b>	<b>0</b>	<b>0</b>
--	------------------	----------	----------	----------

**County of Marin**  
**Financing Sources and Uses by Budget Unit by Object**  
**Governmental Funds**  
**Fiscal Year 2014 - 15**

Detail by Revenue Category and Expenditure Object	2012-13 Actual	2013-14 Estimated	2014-15 Recommended	2014-15 Adopted by the Board of Supervisors
1	2	3	4	5

**Budget Unit:** 3900 Public Administrator  
**Function:** Public Protection  
**Activity:** Other Protection

**Revenues**

Charges for Services	(50)	0	0	0
<b>Total Revenues</b>	<b>(50)</b>	<b>0</b>	<b>0</b>	<b>0</b>
<i>Activity Other Protection Total:</i>	<i>(50)</i>	<i>0</i>	<i>0</i>	<i>0</i>
<b>Function Public Protection Total:</b>	<b>(50)</b>	<b>0</b>	<b>0</b>	<b>0</b>
<b>Grand Total 3900 Public Administrator Net Cost:</b>	<b>(50)</b>	<b>0</b>	<b>0</b>	<b>0</b>

**County of Marin**  
**Financing Sources and Uses by Budget Unit by Object**  
**Governmental Funds**  
**Fiscal Year 2014 - 15**

Detail by Revenue Category and Expenditure Object	2012-13 Actual	2013-14 Estimated	2014-15 Recommended	2014-15 Adopted by the Board of Supervisors
1	2	3	4	5

**Budget Unit:** 4000 CommDevelopmnt Agcy  
**Function:** General Government  
**Activity:** Other General

**Revenues**

Licenses Permits & Franchises	511,837	674,022	678,525	678,525
Fines Forfeitures & Penalties	1,962	8,461	0	0
Use of Money and Property	0	49	0	0
Charges for Services	65,882	75,075	50,000	50,000
<b>Total Revenues</b>	<b>579,681</b>	<b>757,607</b>	<b>728,525</b>	<b>728,525</b>

**Expenditures / Appropriations**

Salaries & Benefits	1,107,383	1,131,779	0	0
Services & Supplies	38,653	38,399	0	0
Inter-Fund Expense	88,482	93,018	0	0
Intra-fund Expense	45,318	41,281	0	0
Others	(90,000)	(103,872)	0	0
<b>Total Expenditures / Appropriations</b>	<b>1,189,836</b>	<b>1,200,606</b>	<b>0</b>	<b>0</b>

<i>Activity Other General Total:</i>	(610,155)	(442,998)	728,525	728,525
--------------------------------------	-----------	-----------	---------	---------

<b>Function General Government Total:</b>	<b>(610,155)</b>	<b>(442,998)</b>	<b>728,525</b>	<b>728,525</b>
---	------------------	------------------	----------------	----------------

**County of Marin**  
**Financing Sources and Uses by Budget Unit by Object**  
**Governmental Funds**  
**Fiscal Year 2014 - 15**

Detail by Revenue Category and Expenditure Object	2012-13 Actual	2013-14 Estimated	2014-15 Recommended	2014-15 Adopted by the Board of Supervisors
1	2	3	4	5

**Budget Unit:** 4000 CommDevelopmnt Agcy  
**Function:** Public Protection  
**Activity:** Flood Control and Soil and W

**Revenues**

Taxes	42,843	43,159	40,112	40,112
Use of Money and Property	45	59	0	0
<b>Total Revenues</b>	42,888	43,218	40,112	40,112

**Expenditures / Appropriations**

Services & Supplies	22,500	64,168	0	0
Inter-Fund Expense	3,800	11,587	0	0
<b>Total Expenditures / Appropriations</b>	26,300	75,755	0	0

<i>Activity Flood Control and Soil and Water Conservation Total:</i>	16,588	(32,536)	40,112	40,112
--	--------	----------	--------	--------

**County of Marin**  
**Financing Sources and Uses by Budget Unit by Object**  
**Governmental Funds**  
**Fiscal Year 2014 - 15**

Detail by Revenue Category and Expenditure Object	2012-13 Actual	2013-14 Estimated	2014-15 Recommended	2014-15 Adopted by the Board of Supervisors
1	2	3	4	5

**Budget Unit:** 4000 CommDevelopmnt Agcy  
**Function:** Public Protection  
**Activity:** Other Protection

**Revenues**

Taxes	57,102	69,753	58,200	58,200
Licenses Permits & Franchises	2,739,422	3,248,889	2,964,012	2,964,012
Fines Forfeitures & Penalties	51,136	110,708	75,000	75,000
Use of Money and Property	622	567	0	0
Intergovernmental Revenues	121,322	73,423	32,000	32,000
Charges for Services	342,653	617,588	313,710	313,710
Other Financing Sources	0	750	0	0
<b>Total Revenues</b>	<b>3,312,256</b>	<b>4,121,678</b>	<b>3,442,922</b>	<b>3,442,922</b>

**Expenditures / Appropriations**

Salaries & Benefits	3,374,969	3,313,904	0	0
Services & Supplies	246,183	270,026	0	0
Other Charges	47,099	47,086	0	0
Inter-Fund Expense	633,298	635,047	0	0
Intra-fund Expense	11,334	(137,857)	0	0
Others	0	0	0	0
<b>Total Expenditures / Appropriations</b>	<b>4,312,883</b>	<b>4,128,205</b>	<b>0</b>	<b>0</b>

<i>Activity Other Protection Total:</i>	(1,000,627)	(6,527)	3,442,922	3,442,922
---	-------------	---------	-----------	-----------



**County of Marin**  
**Financing Sources and Uses by Budget Unit by Object**  
**Governmental Funds**  
**Fiscal Year 2014 - 15**

Detail by Revenue Category and Expenditure Object	2012-13 Actual	2013-14 Estimated	2014-15 Recommended	2014-15 Adopted by the Board of Supervisors
1	2	3	4	5

**Budget Unit:** 4000 CommDevelopmnt Agcy  
**Function:** Public Protection  
**Activity:** Protective Inspection

**Revenues**

Licenses Permits & Franchises	2,748,980	3,428,361	2,557,522	2,557,522
Fines Forfeitures & Penalties	14,195	11,556	0	0
Use of Money and Property	995	1,514	0	0
Intergovernmental Revenues	11,000	0	0	0
Charges for Services	45,021	56,856	53,141	53,141
Other Financing Sources	10,317	0	2,500	2,500
<b>Total Revenues</b>	<b>2,830,509</b>	<b>3,498,287</b>	<b>2,613,163</b>	<b>2,613,163</b>

**Expenditures / Appropriations**

Salaries & Benefits	2,109,987	2,129,967	0	0
Services & Supplies	148,907	121,073	0	0
Inter-Fund Expense	423,611	437,141	0	0
<b>Total Expenditures / Appropriations</b>	<b>2,682,504</b>	<b>2,688,181</b>	<b>0</b>	<b>0</b>
<i>Activity Protective Inspection Total:</i>	148,005	810,107	2,613,163	2,613,163

**County of Marin**  
**Financing Sources and Uses by Budget Unit by Object**  
**Governmental Funds**  
**Fiscal Year 2014 - 15**

Detail by Revenue Category and Expenditure Object	2012-13 Actual	2013-14 Estimated	2014-15 Recommended	2014-15 Adopted by the Board of Supervisors
1	2	3	4	5

**Budget Unit:** 4000 CommDevelopmnt Agcy  
**Function:** Public Protection  
**Activity:** Public Protection

**Revenues**

Charges for Services	135,562	142,818	0	0
Other Financing Sources	0	0	139,779	139,779
<b>Total Revenues</b>	135,562	142,818	139,779	139,779

**Expenditures / Appropriations**

Salaries & Benefits	135,562	144,218	0	0
<b>Total Expenditures / Appropriations</b>	135,562	144,218	0	0

<i>Activity Public Protection Total:</i>	-	(1,400)	139,779	139,779
<b>Function Public Protection Total:</b>	<b>(836,034)</b>	<b>769,643</b>	<b>6,235,976</b>	<b>6,235,976</b>

**County of Marin**  
**Financing Sources and Uses by Budget Unit by Object**  
**Governmental Funds**  
**Fiscal Year 2014 - 15**

Detail by Revenue Category and Expenditure Object	2012-13 Actual	2013-14 Estimated	2014-15 Recommended	2014-15 Adopted by the Board of Supervisors
1	2	3	4	5

**Budget Unit:** 4000 CommDevelopmnt Agcy  
**Function:** Health And Sanitation  
**Activity:** Health

**Revenues**

Intergovernmental Revenues	0	70,731	0	0
<b>Total Revenues</b>	0	70,731	0	0

**Expenditures / Appropriations**

Services & Supplies	0	39,218	0	0
Inter-Fund Expense	0	13,872	0	0
Intra-fund Expense	0	25,805	0	0
<b>Total Expenditures / Appropriations</b>	0	78,895	0	0

<i>Activity Health Total:</i>		(8,164)	0	0
-------------------------------	--	---------	---	---

<b>Function Health And Sanitation Total:</b>		(8,164)	0	0
--	--	---------	---	---

**County of Marin**  
**Financing Sources and Uses by Budget Unit by Object**  
**Governmental Funds**  
**Fiscal Year 2014 - 15**

Detail by Revenue Category and Expenditure Object	2012-13 Actual	2013-14 Estimated	2014-15 Recommended	2014-15 Adopted by the Board of Supervisors
1	2	3	4	5

**Budget Unit:** 4000 CommDevelopmnt Agcy  
**Function:** Public Assistance  
**Activity:** Administration

**Revenues**

Intergovernmental Revenues	0	20,000	0	0
<b>Total Revenues</b>	0	20,000	0	0

**Expenditures / Appropriations**

Services & Supplies	0	100	0	0
Intra-fund Expense	0	9,999	0	0
<b>Total Expenditures / Appropriations</b>	0	10,099	0	0

<i>Activity Administration Total:</i>		9,901	0	0
---------------------------------------	--	-------	---	---

**County of Marin**  
**Financing Sources and Uses by Budget Unit by Object**  
**Governmental Funds**  
**Fiscal Year 2014 - 15**

Detail by Revenue Category and Expenditure Object	2012-13 Actual	2013-14 Estimated	2014-15 Recommended	2014-15 Adopted by the Board of Supervisors
1	2	3	4	5

**Budget Unit:** 4000 CommDevelopmnt Agcy  
**Function:** Public Assistance  
**Activity:** Other Assistance

**Revenues**

Licenses Permits & Franchises	292,054	369,813	345,070	345,070
Use of Money and Property	6,972	5,897	0	0
Intergovernmental Revenues	3,082,407	2,848,697	2,081,914	2,081,914
Charges for Services	9,777	25	9,777	9,777
Other Financing Sources	887,320	425,047	550,297	550,297
Others	419,307	387,715	100,000	100,000
<b>Total Revenues</b>	<b>4,697,837</b>	<b>4,037,194</b>	<b>3,087,058</b>	<b>3,087,058</b>

**Expenditures / Appropriations**

Salaries & Benefits	1,403,360	1,470,745	0	0
Services & Supplies	1,739,048	743,985	0	0
Other Charges	3,194,048	1,619,940	0	0
Capital Assets - Land	0	0	0	0
Other Financing Uses	483,047	175,047	0	0
Inter-Fund Expense	94,456	101,707	0	0
Intra-fund Expense	717,129	774,915	0	0
<b>Total Expenditures / Appropriations</b>	<b>7,631,088</b>	<b>4,886,339</b>	<b>0</b>	<b>0</b>

<i>Activity Other Assistance Total:</i>	(2,933,251)	(849,145)	3,087,058	3,087,058
---	-------------	-----------	-----------	-----------

**County of Marin**  
**Financing Sources and Uses by Budget Unit by Object**  
**Governmental Funds**  
**Fiscal Year 2014 - 15**

Detail by Revenue Category and Expenditure Object	2012-13 Actual	2013-14 Estimated	2014-15 Recommended	2014-15 Adopted by the Board of Supervisors
1	2	3	4	5

**Budget Unit:** 4000 CommDevelopmnt Agcy  
**Function:** Public Assistance  
**Activity:** Planning and Zoning

**Revenues**

Licenses Permits & Franchises	806,211	854,671	800,000	800,000
Use of Money and Property	800	400	0	0
Charges for Services	44,092	52,145	80,000	80,000
Other Financing Sources	41,871	42,964	46,472	46,472
<b>Total Revenues</b>	<b>892,974</b>	<b>950,180</b>	<b>926,472</b>	<b>926,472</b>

**Expenditures / Appropriations**

Salaries & Benefits	2,186,723	2,315,430	0	0
Services & Supplies	364,468	350,930	0	0
Other Financing Uses	5,116	0	0	0
Inter-Fund Expense	90,000	90,000	0	0
Intra-fund Expense	(90,912)	(137,067)	0	0
Others	(553,474)	(578,623)	0	0
<b>Total Expenditures / Appropriations</b>	<b>2,001,919</b>	<b>2,040,670</b>	<b>0</b>	<b>0</b>

<i>Activity Planning and Zoning Total:</i>	(1,108,946)	(1,090,490)	926,472	926,472
--	-------------	-------------	---------	---------

<b>Function Public Assistance Total:</b>	<b>(4,042,197)</b>	<b>(1,929,734)</b>	<b>4,013,530</b>	<b>4,013,530</b>
--	--------------------	--------------------	------------------	------------------

<b>Grand Total 4000 CommDevelopmnt Agcy Net Cost:</b>	<b>(5,488,386)</b>	<b>(1,611,253)</b>	<b>10,978,031</b>	<b>10,978,031</b>
---	--------------------	--------------------	-------------------	-------------------

**County of Marin**  
**Financing Sources and Uses by Budget Unit by Object**  
**Governmental Funds**  
**Fiscal Year 2014 - 15**

Detail by Revenue Category and Expenditure Object	2012-13 Actual	2013-14 Estimated	2014-15 Recommended	2014-15 Adopted by the Board of Supervisors
1	2	3	4	5

**Budget Unit:** 4100 Public Works  
**Function:** General Government  
**Activity:** Communication

**Revenues**

Use of Money and Property	6,320	6,880	7,700	7,700
Charges for Services	1,037,492	1,122,165	1,178,156	1,178,156
<b>Total Revenues</b>	<b>1,043,812</b>	<b>1,129,045</b>	<b>1,185,856</b>	<b>1,185,856</b>

**Expenditures / Appropriations**

Salaries & Benefits	1,754,687	2,113,022	0	0
Services & Supplies	641,597	488,137	0	0
Capital Assets - Equipment & Machines	13,953	121,843	0	0
Intra-fund Expense	330,769	336,216	0	0
<b>Total Expenditures / Appropriations</b>	<b>2,741,005</b>	<b>3,059,218</b>	<b>0</b>	<b>0</b>

<i>Activity Communication Total:</i>	(1,697,193)	(1,930,173)	1,185,856	1,185,856
--------------------------------------	-------------	-------------	-----------	-----------

**County of Marin**  
**Financing Sources and Uses by Budget Unit by Object**  
**Governmental Funds**  
**Fiscal Year 2014 - 15**

Detail by Revenue Category and Expenditure Object	2012-13 Actual	2013-14 Estimated	2014-15 Recommended	2014-15 Adopted by the Board of Supervisors
1	2	3	4	5

**Budget Unit:** 4100 Public Works  
**Function:** General Government  
**Activity:** Communication Telephone a

**Revenues**

Intergovernmental Revenues	397,649	0	0	0
<b>Total Revenues</b>	397,649	0	0	0

**Expenditures / Appropriations**

Services & Supplies	160,248	0	0	0
Capital Assets - Equipment & Machines	211,913	0	0	0
<b>Total Expenditures / Appropriations</b>	372,161	0	0	0
<i>Activity Communication Telephone and Radio Systems Total:</i>	25,488	0	0	0



**County of Marin**  
**Financing Sources and Uses by Budget Unit by Object**  
**Governmental Funds**  
**Fiscal Year 2014 - 15**

Detail by Revenue Category and Expenditure Object	2012-13 Actual	2013-14 Estimated	2014-15 Recommended	2014-15 Adopted by the Board of Supervisors
1	2	3	4	5

**Budget Unit:** 4100 Public Works  
**Function:** General Government  
**Activity:** Legislative and Administrative

**Revenues**

Other Financing Sources	4,893	0	0	0
<b>Total Revenues</b>	4,893	0	0	0
<i>Activity Legislative and Administrative Total:</i>	4,893	0	0	0

**County of Marin**  
**Financing Sources and Uses by Budget Unit by Object**  
**Governmental Funds**  
**Fiscal Year 2014 - 15**

Detail by Revenue Category and Expenditure Object	2012-13 Actual	2013-14 Estimated	2014-15 Recommended	2014-15 Adopted by the Board of Supervisors
1	2	3	4	5

**Budget Unit:** 4100 Public Works  
**Function:** General Government  
**Activity:** Other General

**Revenues**

Intergovernmental Revenues	0	31,433	0	0
Charges for Services	1,541,154	1,815,532	1,410,123	1,410,123
Other Financing Sources	30,217	32,036	80,000	80,000
<b>Total Revenues</b>	<b>1,571,371</b>	<b>1,879,002</b>	<b>1,490,123</b>	<b>1,490,123</b>

**Expenditures / Appropriations**

Salaries & Benefits	3,488,116	3,631,961	0	0
Services & Supplies	2,067,003	1,924,011	0	0
Capital Assets - Vehicles	0	50,182	0	0
Capital Assets - Equipment & Machines	0	21,292	0	0
Inter-Fund Expense	(1,295)	919	0	0
Intra-fund Expense	(2,886,717)	(2,332,248)	0	0
<b>Total Expenditures / Appropriations</b>	<b>2,667,108</b>	<b>3,296,118</b>	<b>0</b>	<b>0</b>
<i>Activity Other General Total:</i>	<i>(1,095,737)</i>	<i>(1,417,116)</i>	<i>1,490,123</i>	<i>1,490,123</i>

**County of Marin**  
**Financing Sources and Uses by Budget Unit by Object**  
**Governmental Funds**  
**Fiscal Year 2014 - 15**

Detail by Revenue Category and Expenditure Object	2012-13 Actual	2013-14 Estimated	2014-15 Recommended	2014-15 Adopted by the Board of Supervisors
1	2	3	4	5

**Budget Unit:** 4100 Public Works  
**Function:** General Government  
**Activity:** Plant Acquisition

**Revenues**

Intergovernmental Revenues	0	0	0	0
Charges for Services	0	2,500	0	0
<b>Total Revenues</b>	0	2,500	0	0

**Expenditures / Appropriations**

Services & Supplies	990,473	2,926,655	0	0
Inter-Fund Expense	3,752	0	0	0
Intra-fund Expense	17,453	41,885	0	0
<b>Total Expenditures / Appropriations</b>	1,011,678	2,968,540	0	0

<i>Activity Plant Acquisition Total:</i>	(1,011,678)	(2,966,040)	0	0
--	-------------	-------------	---	---

**County of Marin**  
**Financing Sources and Uses by Budget Unit by Object**  
**Governmental Funds**  
**Fiscal Year 2014 - 15**

Detail by Revenue Category and Expenditure Object	2012-13 Actual	2013-14 Estimated	2014-15 Recommended	2014-15 Adopted by the Board of Supervisors
1	2	3	4	5

**Budget Unit:** 4100 Public Works  
**Function:** General Government  
**Activity:** Property Management

**Revenues**

Licenses Permits & Franchises	904,070	1,341,121	822,000	822,000
Use of Money and Property	1,009,342	834,557	890,280	890,280
Intergovernmental Revenues	37,695	0	0	0
Charges for Services	1,633,118	1,852,808	2,065,910	2,065,910
Other Financing Sources	16,960,064	7,209,499	4,089,000	4,089,000
<b>Total Revenues</b>	<b>20,544,289</b>	<b>11,237,984</b>	<b>7,867,190</b>	<b>7,867,190</b>

**Expenditures / Appropriations**

Salaries & Benefits	9,429,157	9,933,974	0	0
Services & Supplies	15,744,149	46,167,537	0	0
Other Charges	154,108	157,212	0	0
Capital Assets - Land	0	0	0	0
Capital Assets - Vehicles	2,455,073	434,235	0	0
Capital Assets - Equipment & Machines	23,181	10,788	0	0
Other Financing Uses	637,624	2,936,511	0	0
Inter-Fund Expense	83,241	29,176	0	0
Intra-fund Expense	(9,094,272)	(9,312,022)	0	0
Others	(504,668)	(540,019)	0	0
<b>Total Expenditures / Appropriations</b>	<b>18,927,593</b>	<b>49,817,392</b>	<b>0</b>	<b>0</b>

<i>Activity Property Management Total:</i>	1,616,696	(38,579,408)	7,867,190	7,867,190
--	-----------	--------------	-----------	-----------

<b>Function General Government Total:</b>	<b>(2,157,531)</b>	<b>(44,892,736)</b>	<b>10,543,169</b>	<b>10,543,169</b>
---	--------------------	---------------------	-------------------	-------------------

**County of Marin**  
**Financing Sources and Uses by Budget Unit by Object**  
**Governmental Funds**  
**Fiscal Year 2014 - 15**

Detail by Revenue Category and Expenditure Object	2012-13 Actual	2013-14 Estimated	2014-15 Recommended	2014-15 Adopted by the Board of Supervisors
1	2	3	4	5

**Budget Unit:** 4100 Public Works  
**Function:** Public Protection  
**Activity:** Detention and Correction

**Revenues**

Charges for Services	0	610	0	0
Other Financing Sources	129,000	0	0	0
<b>Total Revenues</b>	129,000	610	0	0

**Expenditures / Appropriations**

Services & Supplies	400,080	227,839	0	0
Inter-Fund Expense	966	0	0	0
Intra-fund Expense	626	65,689	0	0
<b>Total Expenditures / Appropriations</b>	401,673	293,528	0	0

<i>Activity Detention and Correction Total:</i>	(272,673)	(292,918)	0	0
---	-----------	-----------	---	---

**County of Marin**  
**Financing Sources and Uses by Budget Unit by Object**  
**Governmental Funds**  
**Fiscal Year 2014 - 15**

Detail by Revenue Category and Expenditure Object	2012-13 Actual	2013-14 Estimated	2014-15 Recommended	2014-15 Adopted by the Board of Supervisors
1	2	3	4	5

**Budget Unit:** 4100 Public Works  
**Function:** Public Protection  
**Activity:** Fire Protection

**Revenues**

Charges for Services	0	180	0	0
<b>Total Revenues</b>	0	180	0	0

**Expenditures / Appropriations**

Services & Supplies	33,289	7,441	0	0
<b>Total Expenditures / Appropriations</b>	33,289	7,441	0	0
<i>Activity Fire Protection Total:</i>	(33,289)	(7,261)	0	0

**County of Marin**  
**Financing Sources and Uses by Budget Unit by Object**  
**Governmental Funds**  
**Fiscal Year 2014 - 15**

Detail by Revenue Category and Expenditure Object	2012-13 Actual	2013-14 Estimated	2014-15 Recommended	2014-15 Adopted by the Board of Supervisors
1	2	3	4	5

**Budget Unit:** 4100 Public Works  
**Function:** Public Protection  
**Activity:** Flood Control and Soil and W

**Revenues**

Intergovernmental Revenues	725,286	1,085,708	0	0
Charges for Services	0	0	0	0
Other Financing Sources	2,100,000	200	0	0
<b>Total Revenues</b>	<b>2,825,286</b>	<b>1,085,908</b>	<b>0</b>	<b>0</b>

**Expenditures / Appropriations**

Salaries & Benefits	0	0	0	0
Services & Supplies	477,235	984,598	0	0
Intra-fund Expense	172,800	337,438	0	0
<b>Total Expenditures / Appropriations</b>	<b>650,035</b>	<b>1,322,036</b>	<b>0</b>	<b>0</b>

<i>Activity Flood Control and Soil and Water Conservation Total:</i>	2,175,252	(236,128)	0	0
--	-----------	-----------	---	---

**County of Marin**  
**Financing Sources and Uses by Budget Unit by Object**  
**Governmental Funds**  
**Fiscal Year 2014 - 15**

Detail by Revenue Category and Expenditure Object	2012-13 Actual	2013-14 Estimated	2014-15 Recommended	2014-15 Adopted by the Board of Supervisors
1	2	3	4	5

**Budget Unit:** 4100 Public Works  
**Function:** Public Protection  
**Activity:** Other Protection

**Revenues**

Licenses Permits & Franchises	312,629	236,935	200,000	200,000
Intergovernmental Revenues	2,771,703	1,689,561	0	0
Charges for Services	3,285,514	3,254,249	4,529,916	4,529,916
Other Financing Sources	756,619	78,549	0	0
<b>Total Revenues</b>	<b>7,126,464</b>	<b>5,259,294</b>	<b>4,729,916</b>	<b>4,729,916</b>

**Expenditures / Appropriations**

Salaries & Benefits	3,570,437	4,391,722	0	0
Services & Supplies	2,112,121	3,128,708	0	0
Capital Assets - Equipment & Machines	1,065,481	316,737	0	0
Inter-Fund Expense	0	0	0	0
Intra-fund Expense	728,123	372,917	0	0
<b>Total Expenditures / Appropriations</b>	<b>7,476,162</b>	<b>8,210,085</b>	<b>0</b>	<b>0</b>

<i>Activity Other Protection Total:</i>	(349,698)	(2,950,791)	4,729,916	4,729,916
---	-----------	-------------	-----------	-----------



**County of Marin**  
**Financing Sources and Uses by Budget Unit by Object**  
**Governmental Funds**  
**Fiscal Year 2014 - 15**

Detail by Revenue Category and Expenditure Object	2012-13 Actual	2013-14 Estimated	2014-15 Recommended	2014-15 Adopted by the Board of Supervisors
1	2	3	4	5

**Budget Unit:** 4100 Public Works  
**Function:** Public Protection  
**Activity:** Property Management

**Expenditures / Appropriations**

Services & Supplies	2,834	0	0	0
<b>Total Expenditures / Appropriations</b>	2,834	0	0	0
<i>Activity Property Management Total:</i>	(2,834)	0	0	0

**County of Marin**  
**Financing Sources and Uses by Budget Unit by Object**  
**Governmental Funds**  
**Fiscal Year 2014 - 15**

Detail by Revenue Category and Expenditure Object	2012-13 Actual	2013-14 Estimated	2014-15 Recommended	2014-15 Adopted by the Board of Supervisors
1	2	3	4	5

**Budget Unit:** 4100 Public Works  
**Function:** Public Protection  
**Activity:** Protective Inspection

**Expenditures / Appropriations**

Services & Supplies	0	2,665	0	0
Intra-fund Expense	0	10,673	0	0
<b>Total Expenditures / Appropriations</b>	0	13,338	0	0
<i>Activity Protective Inspection Total:</i>		(13,338)	0	0
<b>Function Public Protection Total:</b>	<b>1,516,758</b>	<b>(3,500,436)</b>	<b>4,729,916</b>	<b>4,729,916</b>

**County of Marin**  
**Financing Sources and Uses by Budget Unit by Object**  
**Governmental Funds**  
**Fiscal Year 2014 - 15**

Detail by Revenue Category and Expenditure Object	2012-13 Actual	2013-14 Estimated	2014-15 Recommended	2014-15 Adopted by the Board of Supervisors
1	2	3	4	5

**Budget Unit:** 4100 Public Works  
**Function:** Public Ways and Facilities  
**Activity:** Other Protection

**Revenues**

Intergovernmental Revenues	20,072	50,128	0	0
Charges for Services	0	0	0	0
<b>Total Revenues</b>	20,072	50,128	0	0

**Expenditures / Appropriations**

Services & Supplies	67,213	15,194	0	0
Inter-Fund Expense	253	0	0	0
Intra-fund Expense	40,866	31,837	0	0
<b>Total Expenditures / Appropriations</b>	108,331	47,031	0	0

<i>Activity Other Protection Total:</i>	(88,259)	3,097	0	0
---	----------	-------	---	---

**County of Marin**  
**Financing Sources and Uses by Budget Unit by Object**  
**Governmental Funds**  
**Fiscal Year 2014 - 15**

Detail by Revenue Category and Expenditure Object	2012-13 Actual	2013-14 Estimated	2014-15 Recommended	2014-15 Adopted by the Board of Supervisors
1	2	3	4	5

**Budget Unit:** 4100 Public Works  
**Function:** Public Ways and Facilities  
**Activity:** Parking Facilities

**Revenues**

Intergovernmental Revenues	145,962	0	0	0
<b>Total Revenues</b>	145,962	0	0	0

**Expenditures / Appropriations**

Services & Supplies	36,215	0	0	0
Inter-Fund Expense	11,698	0	0	0
Intra-fund Expense	4,675	0	0	0
<b>Total Expenditures / Appropriations</b>	52,588	0	0	0

<i>Activity Parking Facilities Total:</i>	93,375	0	0	0
---	--------	---	---	---

**County of Marin**  
**Financing Sources and Uses by Budget Unit by Object**  
**Governmental Funds**  
**Fiscal Year 2014 - 15**

Detail by Revenue Category and Expenditure Object	2012-13 Actual	2013-14 Estimated	2014-15 Recommended	2014-15 Adopted by the Board of Supervisors
1	2	3	4	5

**Budget Unit:** 4100 Public Works  
**Function:** Public Ways and Facilities  
**Activity:** Public Ways

**Revenues**

Use of Money and Property	2,271	2,343	1,400	1,400
Intergovernmental Revenues	13,076,933	12,292,796	7,027,211	7,027,211
Charges for Services	1,664,644	2,251,719	1,903,752	1,903,752
Other Financing Sources	1,609,836	2,538,193	1,563,786	1,563,786
<b>Total Revenues</b>	<b>16,353,683</b>	<b>17,085,051</b>	<b>10,496,149</b>	<b>10,496,149</b>

**Expenditures / Appropriations**

Salaries & Benefits	6,882,761	6,535,969	0	0
Services & Supplies	8,484,370	7,623,733	0	0
Other Charges	480,000	0	0	0
Capital Assets - Vehicles	476,170	51,307	0	0
Capital Assets - Equipment & Machines	27,460	0	0	0
Other Financing Uses	193,449	0	0	0
Inter-Fund Expense	2,423,136	1,640,792	0	0
Intra-fund Expense	548,496	609,990	0	0
<b>Total Expenditures / Appropriations</b>	<b>19,515,842</b>	<b>16,461,791</b>	<b>0</b>	<b>0</b>
<i>Activity Public Ways Total:</i>	<i>(3,162,159)</i>	<i>623,260</i>	<i>10,496,149</i>	<i>10,496,149</i>

**County of Marin**  
**Financing Sources and Uses by Budget Unit by Object**  
**Governmental Funds**  
**Fiscal Year 2014 - 15**

Detail by Revenue Category and Expenditure Object	2012-13 Actual	2013-14 Estimated	2014-15 Recommended	2014-15 Adopted by the Board of Supervisors
1	2	3	4	5

**Budget Unit:** 4100 Public Works  
**Function:** Public Ways and Facilities  
**Activity:** Transportation Systems

**Revenues**

Use of Money and Property	16,900	7,300	0	0
Intergovernmental Revenues	1,229,549	2,572,330	0	0
Charges for Services	0	279,808	0	0
Other Financing Sources	5,652,792	7,138,204	5,000,000	5,000,000
<b>Total Revenues</b>	<b>6,899,241</b>	<b>9,997,643</b>	<b>5,000,000</b>	<b>5,000,000</b>

**Expenditures / Appropriations**

Salaries & Benefits	(1,142)	0	0	0
Services & Supplies	4,267,683	15,670,696	0	0
Other Financing Uses	362,560	0	0	0
Inter-Fund Expense	1,169,982	2,371,580	0	0
Intra-fund Expense	14,452	2,829	0	0
<b>Total Expenditures / Appropriations</b>	<b>5,813,536</b>	<b>18,045,105</b>	<b>0</b>	<b>0</b>
<i>Activity Transportation Systems Total:</i>	1,085,706	(8,047,462)	5,000,000	5,000,000

**County of Marin**  
**Financing Sources and Uses by Budget Unit by Object**  
**Governmental Funds**  
**Fiscal Year 2014 - 15**

Detail by Revenue Category and Expenditure Object	2012-13 Actual	2013-14 Estimated	2014-15 Recommended	2014-15 Adopted by the Board of Supervisors
1	2	3	4	5

**Budget Unit:** 4100 Public Works  
**Function:** Public Ways and Facilities  
**Activity:** Transportation Terminals

**Expenditures / Appropriations**

Services & Supplies	0	25,500	0	0
<b>Total Expenditures / Appropriations</b>	0	25,500	0	0
<i>Activity Transportation Terminals Total:</i>		(25,500)	0	0
<b>Function Public Ways and Facilities Total:</b>	(2,071,337)	(7,446,605)	15,496,149	15,496,149

**County of Marin**  
**Financing Sources and Uses by Budget Unit by Object**  
**Governmental Funds**  
**Fiscal Year 2014 - 15**

Detail by Revenue Category and Expenditure Object	2012-13 Actual	2013-14 Estimated	2014-15 Recommended	2014-15 Adopted by the Board of Supervisors
1	2	3	4	5

**Budget Unit:** 4100 Public Works  
**Function:** Health And Sanitation  
**Activity:** Health

**Revenues**

Other Financing Sources	90,000	50,000	0	0
<b>Total Revenues</b>	<b>90,000</b>	<b>50,000</b>	<b>0</b>	<b>0</b>

**Expenditures / Appropriations**

Services & Supplies	0	112,388	0	0
Other Financing Uses	4,893	0	0	0
Intra-fund Expense	0	22,163	0	0
<b>Total Expenditures / Appropriations</b>	<b>4,893</b>	<b>134,551</b>	<b>0</b>	<b>0</b>

<i>Activity Health Total:</i>	85,107	(84,551)	0	0
-------------------------------	--------	----------	---	---



**County of Marin**  
**Financing Sources and Uses by Budget Unit by Object**  
**Governmental Funds**  
**Fiscal Year 2014 - 15**

Detail by Revenue Category and Expenditure Object	2012-13 Actual	2013-14 Estimated	2014-15 Recommended	2014-15 Adopted by the Board of Supervisors
1	2	3	4	5

**Budget Unit:** 4100 Public Works  
**Function:** Health And Sanitation  
**Activity:** Public Ways

**Revenues**

Licenses Permits & Franchises	1,680,934	1,730,314	1,732,968	1,732,968
Intergovernmental Revenues	33,930	80,294	10,000	10,000
Charges for Services	578,920	591,216	513,163	513,163
Other Financing Sources	20,120	20,061	20,250	20,250
<b>Total Revenues</b>	<b>2,313,904</b>	<b>2,421,885</b>	<b>2,276,381</b>	<b>2,276,381</b>

**Expenditures / Appropriations**

Salaries & Benefits	1,046,537	1,107,888	0	0
Services & Supplies	130,986	147,801	0	0
Inter-Fund Expense	1,378	0	0	0
Intra-fund Expense	928,384	804,371	0	0
<b>Total Expenditures / Appropriations</b>	<b>2,107,285</b>	<b>2,060,060</b>	<b>0</b>	<b>0</b>

<i>Activity Public Ways Total:</i>	206,619	361,825	2,276,381	2,276,381
------------------------------------	---------	---------	-----------	-----------

<b>Function Health And Sanitation Total:</b>	<b>291,726</b>	<b>277,274</b>	<b>2,276,381</b>	<b>2,276,381</b>
--	----------------	----------------	------------------	------------------

**County of Marin**  
**Financing Sources and Uses by Budget Unit by Object**  
**Governmental Funds**  
**Fiscal Year 2014 - 15**

Detail by Revenue Category and Expenditure Object	2012-13 Actual	2013-14 Estimated	2014-15 Recommended	2014-15 Adopted by the Board of Supervisors
1	2	3	4	5

**Budget Unit:** 4100 Public Works  
**Function:** Recreation and Cultural Serv  
**Activity:** Other Protection

**Revenues**

Charges for Services	0	440	0	0
<b>Total Revenues</b>	0	440	0	0
<i>Activity Other Protection Total:</i>		440	0	0

**County of Marin**  
**Financing Sources and Uses by Budget Unit by Object**  
**Governmental Funds**  
**Fiscal Year 2014 - 15**

Detail by Revenue Category and Expenditure Object	2012-13 Actual	2013-14 Estimated	2014-15 Recommended	2014-15 Adopted by the Board of Supervisors
1	2	3	4	5

**Budget Unit:** 4100 Public Works  
**Function:** Recreation and Cultural Serv  
**Activity:** Recreation Facilities

**Revenues**

Intergovernmental Revenues	923,170	27,201	0	0
Charges for Services	0	0	0	0
Other Financing Sources	25,000	0	0	0
<b>Total Revenues</b>	<b>948,170</b>	<b>27,201</b>	<b>0</b>	<b>0</b>

**Expenditures / Appropriations**

Services & Supplies	1,109,281	35,031	0	0
Inter-Fund Expense	1,572	7,317	0	0
Intra-fund Expense	136,092	53,406	0	0
<b>Total Expenditures / Appropriations</b>	<b>1,246,944</b>	<b>95,754</b>	<b>0</b>	<b>0</b>

<i>Activity Recreation Facilities Total:</i>	(298,775)	(68,553)	0	0
--	-----------	----------	---	---

<b>Function Recreation and Cultural Services</b>	<b>(298,775)</b>	<b>(68,113)</b>	<b>0</b>	<b>0</b>
--	------------------	-----------------	----------	----------

<b>Grand Total 4100 Public Works Net Cost:</b>	<b>(2,719,159)</b>	<b>(55,630,618)</b>	<b>33,045,615</b>	<b>33,045,615</b>
--	--------------------	---------------------	-------------------	-------------------

**County of Marin**  
**Financing Sources and Uses by Budget Unit by Object**  
**Governmental Funds**  
**Fiscal Year 2014 - 15**

Detail by Revenue Category and Expenditure Object	2012-13 Actual	2013-14 Estimated	2014-15 Recommended	2014-15 Adopted by the Board of Supervisors
1	2	3	4	5

**Budget Unit:** 5000 AgricultWeight&Meas  
**Function:** Public Protection  
**Activity:** Protective Inspection

**Revenues**

Licenses Permits & Franchises	367,745	361,249	349,000	349,000
Fines Forfeitures & Penalties	16,710	38,662	9,000	9,000
Use of Money and Property	9	11	0	0
Intergovernmental Revenues	808,657	804,597	692,025	692,025
Charges for Services	6,466	4,866	5,500	5,500
Other Financing Sources	0	10,906	0	0
<b>Total Revenues</b>	<b>1,199,587</b>	<b>1,220,291</b>	<b>1,055,525</b>	<b>1,055,525</b>

**Expenditures / Appropriations**

Salaries & Benefits	1,620,357	1,673,820	0	0
Services & Supplies	180,637	240,833	0	0
Other Charges	2	(1)	0	0
Other Financing Uses	0	10,906	0	0
Intra-fund Expense	440,199	634,081	0	0
<b>Total Expenditures / Appropriations</b>	<b>2,241,195</b>	<b>2,559,638</b>	<b>0</b>	<b>0</b>

<i>Activity Protective Inspection Total:</i>	(1,041,608)	(1,339,348)	1,055,525	1,055,525
--	-------------	-------------	-----------	-----------

<b>Function Public Protection Total:</b>	<b>(1,041,608)</b>	<b>(1,339,348)</b>	<b>1,055,525</b>	<b>1,055,525</b>
--	--------------------	--------------------	------------------	------------------

<b>Grand Total 5000 AgricultWeight&amp;Meas Net Cost:</b>	<b>(1,041,608)</b>	<b>(1,339,348)</b>	<b>1,055,525</b>	<b>1,055,525</b>
---	--------------------	--------------------	------------------	------------------

**County of Marin**  
**Financing Sources and Uses by Budget Unit by Object**  
**Governmental Funds**  
**Fiscal Year 2014 - 15**

Detail by Revenue Category and Expenditure Object	2012-13 Actual	2013-14 Estimated	2014-15 Recommended	2014-15 Adopted by the Board of Supervisors
1	2	3	4	5

**Budget Unit:** 5100 FarmAdvis/UC CoopExt  
**Function:** Education  
**Activity:** Agricultural Education

**Revenues**

Intergovernmental Revenues	3,500	3,500	3,500	3,500
<b>Total Revenues</b>	<b>3,500</b>	<b>3,500</b>	<b>3,500</b>	<b>3,500</b>

**Expenditures / Appropriations**

Salaries & Benefits	156,867	166,140	0	0
Services & Supplies	9,708	33,430	0	0
Intra-fund Expense	86,759	90,626	0	0
<b>Total Expenditures / Appropriations</b>	<b>253,335</b>	<b>290,196</b>	<b>0</b>	<b>0</b>

<i>Activity Agricultural Education Total:</i>	(249,835)	(286,696)	3,500	3,500
---	-----------	-----------	-------	-------

<b>Function Education Total:</b>	<b>(249,835)</b>	<b>(286,696)</b>	<b>3,500</b>	<b>3,500</b>
----------------------------------	------------------	------------------	--------------	--------------

<b>Grand Total 5100 FarmAdvis/UC CoopExt Net Cost:</b>	<b>(249,835)</b>	<b>(286,696)</b>	<b>3,500</b>	<b>3,500</b>
--	------------------	------------------	--------------	--------------

**County of Marin**  
**Financing Sources and Uses by Budget Unit by Object**  
**Governmental Funds**  
**Fiscal Year 2014 - 15**

Detail by Revenue Category and Expenditure Object	2012-13 Actual	2013-14 Estimated	2014-15 Recommended	2014-15 Adopted by the Board of Supervisors
1	2	3	4	5

**Budget Unit:** 5200 Parks  
**Function:** Recreation and Cultural Serv  
**Activity:** Recreation Facilities

**Revenues**

Fines Forfeitures & Penalties	2,429	2,189	0	0
Use of Money and Property	517,859	552,803	509,691	509,691
Intergovernmental Revenues	207,016	14,642,626	10,337,291	10,337,291
Charges for Services	1,484,616	1,543,205	1,563,332	1,563,332
Other Financing Sources	58,661	729,101	200	200
<b>Total Revenues</b>	<b>2,270,581</b>	<b>17,469,924</b>	<b>12,410,514</b>	<b>12,410,514</b>

**Expenditures / Appropriations**

Salaries & Benefits	4,159,997	5,474,683	0	0
Services & Supplies	1,551,196	4,181,647	0	0
Other Charges	(11)	603,432	0	0
Capital Assets - Vehicles	0	62,852	0	0
Capital Assets - Equipment & Machines	0	6,475	0	0
Other Financing Uses	47,000	249,465	0	0
Inter-Fund Expense	962	142,144	0	0
Intra-fund Expense	134,590	94,984	0	0
<b>Total Expenditures / Appropriations</b>	<b>5,893,735</b>	<b>10,815,682</b>	<b>0</b>	<b>0</b>

<i>Activity Recreation Facilities Total:</i>	(3,623,154)	6,654,242	12,410,514	12,410,514
--	-------------	-----------	------------	------------

<b>Function Recreation and Cultural Services</b>	<b>(3,623,154)</b>	<b>6,654,242</b>	<b>12,410,514</b>	<b>12,410,514</b>
--	--------------------	------------------	-------------------	-------------------

<b>Grand Total 5200 Parks Net Cost:</b>	<b>(3,623,154)</b>	<b>6,654,242</b>	<b>12,410,514</b>	<b>12,410,514</b>
---	--------------------	------------------	-------------------	-------------------

**County of Marin**  
**Financing Sources and Uses by Budget Unit by Object**  
**Governmental Funds**  
**Fiscal Year 2014 - 15**

Detail by Revenue Category and Expenditure Object	2012-13 Actual	2013-14 Estimated	2014-15 Recommended	2014-15 Adopted by the Board of Supervisors
1	2	3	4	5

**Budget Unit:** 5300 Culture&VisitorSvcs  
**Function:** Recreation and Cultural Serv  
**Activity:** Cultural Services

**Revenues**

Taxes	0	0	0	0
Use of Money and Property	822,486	1,045,594	1,153,000	1,153,000
Charges for Services	972,571	879,108	724,550	724,550
Other Financing Sources	24,744	26,201	49,600	49,600
<b>Total Revenues</b>	<b>1,819,801</b>	<b>1,950,902</b>	<b>1,927,150</b>	<b>1,927,150</b>

**Expenditures / Appropriations**

Salaries & Benefits	2,097,672	2,566,819	0	0
Services & Supplies	527,882	638,710	0	0
Other Charges	61,930	61,930	0	0
Intra-fund Expense	375,082	406,267	0	0
Others	0	(260,000)	0	0
<b>Total Expenditures / Appropriations</b>	<b>3,062,566</b>	<b>3,413,726</b>	<b>0</b>	<b>0</b>

<i>Activity Cultural Services Total:</i>	(1,242,765)	(1,462,824)	1,927,150	1,927,150
--	-------------	-------------	-----------	-----------

<b>Function Recreation and Cultural Services</b>	<b>(1,242,765)</b>	<b>(1,462,824)</b>	<b>1,927,150</b>	<b>1,927,150</b>
--	--------------------	--------------------	------------------	------------------

<b>Grand Total 5300 Culture&amp;VisitorSvcs Net Cost:</b>	<b>(1,242,765)</b>	<b>(1,462,824)</b>	<b>1,927,150</b>	<b>1,927,150</b>
---	--------------------	--------------------	------------------	------------------

**County of Marin**  
**Financing Sources and Uses by Budget Unit by Object**  
**Governmental Funds**  
**Fiscal Year 2014 - 15**

Detail by Revenue Category and Expenditure Object	2012-13 Actual	2013-14 Estimated	2014-15 Recommended	2014-15 Adopted by the Board of Supervisors
1	2	3	4	5

**Budget Unit:** 5400 Marin Co FreeLibrary  
**Function:** Education  
**Activity:** Library Services

**Revenues**

Taxes	12,515,666	13,370,568	13,028,856	13,028,856
Use of Money and Property	10,948	23,838	18,000	18,000
Intergovernmental Revenues	220,571	128,328	114,000	114,000
Charges for Services	818,857	876,683	715,000	715,000
Other Financing Sources	265,324	281,510	254,602	254,602
Others	31,981	20,250	5,000	5,000
<b>Total Revenues</b>	<b>13,863,347</b>	<b>14,701,176</b>	<b>14,135,458</b>	<b>14,135,458</b>

**Expenditures / Appropriations**

Salaries & Benefits	9,672,630	9,246,794	0	0
Services & Supplies	4,208,493	4,737,601	0	0
Capital Assets - Building Improvements	0	0	0	0
Capital Assets - Vehicles	164,308	0	0	0
Capital Assets - Equipment & Machines	18,690	55,132	0	0
Inter-Fund Expense	704,716	697,345	0	0
Intra-fund Expense	0	0	0	0
<b>Total Expenditures / Appropriations</b>	<b>14,768,836</b>	<b>14,736,872</b>	<b>0</b>	<b>0</b>

<i>Activity Library Services Total:</i>	(905,489)	(35,695)	14,135,458	14,135,458
---	-----------	----------	------------	------------

<b>Function Education Total:</b>	<b>(905,489)</b>	<b>(35,695)</b>	<b>14,135,458</b>	<b>14,135,458</b>
----------------------------------	------------------	-----------------	-------------------	-------------------

<b>Grand Total 5400 Marin Co FreeLibrary Net Cost:</b>	<b>(905,489)</b>	<b>(35,695)</b>	<b>14,135,458</b>	<b>14,135,458</b>
--	------------------	-----------------	-------------------	-------------------



**County of Marin**  
**Financing Sources and Uses by Budget Unit by Object**  
**Governmental Funds**  
**Fiscal Year 2014 - 15**

Detail by Revenue Category and Expenditure Object	2012-13 Actual	2013-14 Estimated	2014-15 Recommended	2014-15 Adopted by the Board of Supervisors
1	2	3	4	5

**Budget Unit:** 6001 MCOE  
**Function:** General Government  
**Activity:** Other General

**Revenues**

Other Financing Sources	356	0	0	0
<b>Total Revenues</b>	<b>356</b>	<b>0</b>	<b>0</b>	<b>0</b>
<i>Activity Other General Total:</i>	356	0	0	0
<b>Function General Government Total:</b>	<b>356</b>	<b>0</b>	<b>0</b>	<b>0</b>
<b>Grand Total 6001 MCOE Net Cost:</b>	<b>356</b>	<b>0</b>	<b>0</b>	<b>0</b>

**County of Marin**  
**Financing Sources and Uses by Budget Unit by Object**  
**Governmental Funds**  
**Fiscal Year 2014 - 15**

Detail by Revenue Category and Expenditure Object	2012-13 Actual	2013-14 Estimated	2014-15 Recommended	2014-15 Adopted by the Board of Supervisors
1	2	3	4	5

**Budget Unit:** 6102 Marin City CSD  
**Function:** General Government  
**Activity:** Other General

**Expenditures / Appropriations**

Salaries & Benefits	(61,570)	0	0	0
<b>Total Expenditures / Appropriations</b>	<b>(61,570)</b>	<b>0</b>	<b>0</b>	<b>0</b>
<i>Activity Other General Total:</i>	61,570	0	0	0
<b>Function General Government Total:</b>	<b>61,570</b>	<b>0</b>	<b>0</b>	<b>0</b>
<b>Grand Total 6102 Marin City CSD Net Cost:</b>	<b>61,570</b>	<b>0</b>	<b>0</b>	<b>0</b>

**County of Marin**

**Financing Sources and Uses by Budget Unit by Object  
 Governmental Funds  
 Fiscal Year 2014 - 15**

Detail by Revenue Category and Expenditure Object	2012-13 Actual	2013-14 Estimated	2014-15 Recommended	2014-15 Adopted by the Board of Supervisors
1	2	3	4	5

**Budget Unit:** 6171 Entities Mng by DPW  
**Function:** Public Protection  
**Activity:** Flood Control and Soil and W

**Expenditures / Appropriations**

Services & Supplies	(160)	0	0	0
<b>Total Expenditures / Appropriations</b>	(160)	0	0	0
<i>Activity Flood Control and Soil and Water Conservation Total:</i>	160	0	0	0

**County of Marin**  
**Financing Sources and Uses by Budget Unit by Object**  
**Governmental Funds**  
**Fiscal Year 2014 - 15**

Detail by Revenue Category and Expenditure Object	2012-13 Actual	2013-14 Estimated	2014-15 Recommended	2014-15 Adopted by the Board of Supervisors
1	2	3	4	5

**Budget Unit:** 6171 Entities Mng by DPW  
**Function:** Public Protection  
**Activity:** Other Protection

**Revenues**

Use of Money and Property	6	3	0	0
<b>Total Revenues</b>	<b>6</b>	<b>3</b>	<b>0</b>	<b>0</b>
<i>Activity Other Protection Total:</i>	6	3	0	0
<b>Function Public Protection Total:</b>	<b>166</b>	<b>3</b>	<b>0</b>	<b>0</b>
<b>Grand Total 6171 Entities Mng by DPW Net Cost:</b>	<b>166</b>	<b>3</b>	<b>0</b>	<b>0</b>

**County of Marin**  
**Financing Sources and Uses by Budget Unit by Object**  
**Governmental Funds**  
**Fiscal Year 2014 - 15**

Detail by Revenue Category and Expenditure Object	2012-13 Actual	2013-14 Estimated	2014-15 Recommended	2014-15 Adopted by the Board of Supervisors
1	2	3	4	5

**Budget Unit:** 6180 Waste Management JPA  
**Function:** General Government  
**Activity:** Other Protection

**Revenues**

Use of Money and Property	115	101	0	0
<b>Total Revenues</b>	<b>115</b>	<b>101</b>	<b>0</b>	<b>0</b>
<i>Activity Other Protection Total:</i>	115	101	0	0
<b>Function General Government Total:</b>	<b>115</b>	<b>101</b>	<b>0</b>	<b>0</b>
<b>Grand Total 6180 Waste Management JPA Net Cost:</b>	<b>115</b>	<b>101</b>	<b>0</b>	<b>0</b>

**County of Marin**  
**Financing Sources and Uses by Budget Unit by Object**  
**Governmental Funds**  
**Fiscal Year 2014 - 15**

Detail by Revenue Category and Expenditure Object	2012-13 Actual	2013-14 Estimated	2014-15 Recommended	2014-15 Adopted by the Board of Supervisors
1	2	3	4	5

**Budget Unit:** 6205 Marin Co Redev Agcy  
**Function:** Public Assistance  
**Activity:** Other Assistance

**Revenues**

Use of Money and Property	2,764	2,093	0	0
<b>Total Revenues</b>	<b>2,764</b>	<b>2,093</b>	<b>0</b>	<b>0</b>
<i>Activity Other Assistance Total:</i>	2,764	2,093	0	0
<b>Function Public Assistance Total:</b>	<b>2,764</b>	<b>2,093</b>	<b>0</b>	<b>0</b>
<b>Grand Total 6205 Marin Co Redev Agcy Net Cost:</b>	<b>2,764</b>	<b>2,093</b>	<b>0</b>	<b>0</b>

**County of Marin**  
**Financing Sources and Uses by Budget Unit by Object**  
**Governmental Funds**  
**Fiscal Year 2014 - 15**

Detail by Revenue Category and Expenditure Object	2012-13 Actual	2013-14 Estimated	2014-15 Recommended	2014-15 Adopted by the Board of Supervisors
1	2	3	4	5

**Budget Unit:** 6300 Open Space  
**Function:** Recreation and Cultural Serv  
**Activity:** Recreation Facilities

**Revenues**

Other Financing Sources	1,471	0	0	0
<b>Total Revenues</b>	<b>1,471</b>	<b>0</b>	<b>0</b>	<b>0</b>

**Expenditures / Appropriations**

Salaries & Benefits	(5,885)	15	0	0
<b>Total Expenditures / Appropriations</b>	<b>(5,885)</b>	<b>15</b>	<b>0</b>	<b>0</b>
<i>Activity Recreation Facilities Total:</i>	7,356	(15)	0	0
<b>Function Recreation and Cultural Services</b>	<b>7,356</b>	<b>(15)</b>	<b>0</b>	<b>0</b>
<b>Grand Total 6300 Open Space Net Cost:</b>	<b>7,356</b>	<b>(15)</b>	<b>0</b>	<b>0</b>

**County of Marin**  
**Financing Sources and Uses by Budget Unit by Object**  
**Governmental Funds**  
**Fiscal Year 2014 - 15**

Detail by Revenue Category and Expenditure Object	2012-13 Actual	2013-14 Estimated	2014-15 Recommended	2014-15 Adopted by the Board of Supervisors
1	2	3	4	5

**Budget Unit:** 9000 Non - Departmental  
**Function:** General Government  
**Activity:** Legislative and Administrative

**Revenues**

Other Financing Sources	10,000	0	0	0
<b>Total Revenues</b>	<b>10,000</b>	<b>0</b>	<b>0</b>	<b>0</b>

**Expenditures / Appropriations**

Services & Supplies	466,365	649,071	0	0
<b>Total Expenditures / Appropriations</b>	<b>466,365</b>	<b>649,071</b>	<b>0</b>	<b>0</b>
<i>Activity Legislative and Administrative Total:</i>	<i>(456,365)</i>	<i>(649,071)</i>	<i>0</i>	<i>0</i>



**County of Marin**  
**Financing Sources and Uses by Budget Unit by Object**  
**Governmental Funds**  
**Fiscal Year 2014 - 15**

Detail by Revenue Category and Expenditure Object	2012-13 Actual	2013-14 Estimated	2014-15 Recommended	2014-15 Adopted by the Board of Supervisors
1	2	3	4	5

**Budget Unit:** 9000 Non - Departmental  
**Function:** General Government  
**Activity:** Other General

**Revenues**

Use of Money and Property	158	138	0	0
Other Financing Sources	7,154,707	7,675,141	0	0
<b>Total Revenues</b>	7,154,865	7,675,279	0	0
<i>Activity Other General Total:</i>	7,154,865	7,675,279	0	0

**County of Marin**  
**Financing Sources and Uses by Budget Unit by Object**  
**Governmental Funds**  
**Fiscal Year 2014 - 15**

Detail by Revenue Category and Expenditure Object	2012-13 Actual	2013-14 Estimated	2014-15 Recommended	2014-15 Adopted by the Board of Supervisors
1	2	3	4	5

**Budget Unit:** 9000 Non - Departmental  
**Function:** General Government  
**Activity:** Property Management

**Revenues**

Taxes	161,104,275	180,037,935	164,664,760	164,664,760
Licenses Permits & Franchises	2,464,533	2,599,719	2,430,000	2,430,000
Fines Forfeitures & Penalties	7,912,145	6,019,962	6,020,000	6,020,000
Use of Money and Property	334,508	528,277	265,000	265,000
Intergovernmental Revenues	4,893,516	3,450,808	3,080,000	3,080,000
Charges for Services	1,108,070	1,550,597	1,015,808	1,015,808
Other Financing Sources	12,180,213	7,149,316	15,733,105	15,733,105
Others	213,273	161,275	0	0
<b>Total Revenues</b>	<b>190,210,534</b>	<b>201,497,889</b>	<b>193,208,673</b>	<b>193,208,673</b>

**Expenditures / Appropriations**

Salaries & Benefits	55,451,199	907,065	0	0
Services & Supplies	5,037,024	4,035,482	0	0
Other Charges	15,976,258	15,156,242	0	0
Other Financing Uses	27,763,277	18,848,415	0	0
Intra-fund Expense	(11,414,192)	(10,419,437)	0	0
Others	(2,140,997)	(1,717,537)	0	0
<b>Total Expenditures / Appropriations</b>	<b>90,672,568</b>	<b>26,810,231</b>	<b>0</b>	<b>0</b>

<i>Activity Property Management Total:</i>	99,537,966	174,687,659	193,208,673	193,208,673
--	------------	-------------	-------------	-------------

<b>Function General Government Total:</b>	<b>106,236,465</b>	<b>181,713,867</b>	<b>193,208,673</b>	<b>193,208,673</b>
---	--------------------	--------------------	--------------------	--------------------

**County of Marin**  
**Financing Sources and Uses by Budget Unit by Object**  
**Governmental Funds**  
**Fiscal Year 2014 - 15**

Detail by Revenue Category and Expenditure Object	2012-13 Actual	2013-14 Estimated	2014-15 Recommended	2014-15 Adopted by the Board of Supervisors
1	2	3	4	5

**Budget Unit:** 9000 Non - Departmental  
**Function:** Public Protection  
**Activity:** Judicial

**Revenues**

Fines Forfeitures & Penalties	1,182,172	949,849	1,000,000	1,000,000
Charges for Services	69,901	28,321	0	0
<b>Total Revenues</b>	<b>1,252,073</b>	<b>978,170</b>	<b>1,000,000</b>	<b>1,000,000</b>
<b>Expenditures / Appropriations</b>				
Services & Supplies	92,500	60,000	0	0
<b>Total Expenditures / Appropriations</b>	<b>92,500</b>	<b>60,000</b>	<b>0</b>	<b>0</b>
<i>Activity Judicial Total:</i>	1,159,573	918,170	1,000,000	1,000,000

**County of Marin**  
**Financing Sources and Uses by Budget Unit by Object**  
**Governmental Funds**  
**Fiscal Year 2014 - 15**

Detail by Revenue Category and Expenditure Object	2012-13 Actual	2013-14 Estimated	2014-15 Recommended	2014-15 Adopted by the Board of Supervisors
1	2	3	4	5

**Budget Unit:** 9000 Non - Departmental  
**Function:** Public Protection  
**Activity:** Other Protection

**Revenues**

Fines Forfeitures & Penalties	86,173	73,479	40,000	40,000
Use of Money and Property	42	8,188	0	0
Intergovernmental Revenues	436,432	450,053	516,814	516,814
Charges for Services	6,070	3,397	6,000	6,000
Other Financing Sources	153,520	152,509	0	0
<b>Total Revenues</b>	<b>682,236</b>	<b>687,625</b>	<b>562,814</b>	<b>562,814</b>

**Expenditures / Appropriations**

Salaries & Benefits	899	1,133	0	0
Services & Supplies	2,304,289	2,163,385	0	0
Other Charges	27,378	53,935	0	0
Other Financing Uses	1,500	0	0	0
<b>Total Expenditures / Appropriations</b>	<b>2,334,067</b>	<b>2,218,454</b>	<b>0</b>	<b>0</b>

<i>Activity Other Protection Total:</i>	(1,651,830)	(1,530,829)	562,814	562,814
---	-------------	-------------	---------	---------

<b>Function Public Protection Total:</b>	<b>(492,257)</b>	<b>(612,658)</b>	<b>1,562,814</b>	<b>1,562,814</b>
--	------------------	------------------	------------------	------------------

**County of Marin**  
**Financing Sources and Uses by Budget Unit by Object**  
**Governmental Funds**  
**Fiscal Year 2014 - 15**

Detail by Revenue Category and Expenditure Object	2012-13 Actual	2013-14 Estimated	2014-15 Recommended	2014-15 Adopted by the Board of Supervisors
1	2	3	4	5

**Budget Unit:** 9000 Non - Departmental  
**Function:** Public Ways and Facilities  
**Activity:** Transportation Systems

**Expenditures / Appropriations**

Services & Supplies	125,000	25,000	0	0
<b>Total Expenditures / Appropriations</b>	125,000	25,000	0	0
<i>Activity Transportation Systems Total:</i>	(125,000)	(25,000)	0	0
<b>Function Public Ways and Facilities Total:</b>	(125,000)	(25,000)	0	0

**County of Marin**  
**Financing Sources and Uses by Budget Unit by Object**  
**Governmental Funds**  
**Fiscal Year 2014 - 15**

Detail by Revenue Category and Expenditure Object	2012-13 Actual	2013-14 Estimated	2014-15 Recommended	2014-15 Adopted by the Board of Supervisors
1	2	3	4	5

**Budget Unit:** 9000 Non - Departmental  
**Function:** Health And Sanitation  
**Activity:** Health

**Expenditures / Appropriations**

Services & Supplies	151,667	146,000	0	0
<b>Total Expenditures / Appropriations</b>	151,667	146,000	0	0
<i>Activity Health Total:</i>	(151,667)	(146,000)	0	0
<b><i>Function Health And Sanitation Total:</i></b>	<b>(151,667)</b>	<b>(146,000)</b>	<b>0</b>	<b>0</b>

**County of Marin**  
**Financing Sources and Uses by Budget Unit by Object**  
**Governmental Funds**  
**Fiscal Year 2014 - 15**

Detail by Revenue Category and Expenditure Object	2012-13 Actual	2013-14 Estimated	2014-15 Recommended	2014-15 Adopted by the Board of Supervisors
1	2	3	4	5

**Budget Unit:** 9000 Non - Departmental  
**Function:** Public Assistance  
**Activity:** Administration

**Expenditures / Appropriations**

Services & Supplies	363,500	660,897	0	0
Other Financing Uses	400,000	250,000	0	0
<b>Total Expenditures / Appropriations</b>	763,500	910,897	0	0
<i>Activity Administration Total:</i>	(763,500)	(910,897)	0	0

**County of Marin**  
**Financing Sources and Uses by Budget Unit by Object**  
**Governmental Funds**  
**Fiscal Year 2014 - 15**

Detail by Revenue Category and Expenditure Object	2012-13 Actual	2013-14 Estimated	2014-15 Recommended	2014-15 Adopted by the Board of Supervisors
1	2	3	4	5

**Budget Unit:** 9000 Non - Departmental  
**Function:** Public Assistance  
**Activity:** Other Assistance

**Expenditures / Appropriations**

Services & Supplies	12,025	0	0	0
<b>Total Expenditures / Appropriations</b>	12,025	0	0	0
<i>Activity Other Assistance Total:</i>	(12,025)	0	0	0
<b>Function Public Assistance Total:</b>	<b>(775,525)</b>	<b>(910,897)</b>	<b>0</b>	<b>0</b>



**County of Marin**  
**Financing Sources and Uses by Budget Unit by Object**  
**Governmental Funds**  
**Fiscal Year 2014 - 15**

Detail by Revenue Category and Expenditure Object	2012-13 Actual	2013-14 Estimated	2014-15 Recommended	2014-15 Adopted by the Board of Supervisors
1	2	3	4	5

**Budget Unit:** 9000 Non - Departmental  
**Function:** Education  
**Activity:** Library Services

**Revenues**

Intergovernmental Revenues	0	11,189	0	0
<b>Total Revenues</b>	<b>0</b>	<b>11,189</b>	<b>0</b>	<b>0</b>

**Expenditures / Appropriations**

Services & Supplies	667,359	348,100	0	0
Other Financing Uses	87,817	4,085	0	0
<b>Total Expenditures / Appropriations</b>	<b>755,176</b>	<b>352,185</b>	<b>0</b>	<b>0</b>
<i>Activity Library Services Total:</i>	<i>(755,176)</i>	<i>(340,997)</i>	<i>0</i>	<i>0</i>
<b>Function Education Total:</b>	<b>(755,176)</b>	<b>(340,997)</b>	<b>0</b>	<b>0</b>

**County of Marin**  
**Financing Sources and Uses by Budget Unit by Object**  
**Governmental Funds**  
**Fiscal Year 2014 - 15**

Detail by Revenue Category and Expenditure Object	2012-13 Actual	2013-14 Estimated	2014-15 Recommended	2014-15 Adopted by the Board of Supervisors
1	2	3	4	5

**Budget Unit:** 9000 Non - Departmental  
**Function:** Recreation and Cultural Serv  
**Activity:** Recreation Facilities

**Expenditures / Appropriations**

Services & Supplies	45,000	40,000	0	0
<b>Total Expenditures / Appropriations</b>	45,000	40,000	0	0
<i>Activity Recreation Facilities Total:</i>	(45,000)	(40,000)	0	0
<b>Function Recreation and Cultural Services</b>	(45,000)	(40,000)	0	0
<b>Grand Total 9000 Non - Departmental Net Cost:</b>	103,891,839	179,638,315	194,771,487	194,771,487

# *Road Fund Work Program Statement*

---

**2015 Requested Budget Road Fund Work Program Statement  
Road Fund 20100**

**Financing Sources**

	2013-14 Adopted	2014-15 Adopted
Unreserved Fund Balance Designated	1,846,509	1,053,606
Revenues From Use of Money and Property	3,800	1,400
Intergovernmental Revenues	6,713,154	7,027,211
Charges for Current Services	396,860	918,059
Other Financing Sources	1,574,282	1,503,786
Miscellaneous	-	60,000
<b>Total Sources</b>	<b><u>10,534,605</u></b>	<b><u>10,564,062</u></b>

**Financing Uses**

<b>By Object</b>		
Salaries & Benefits	5,169,790	5,231,162
Services & Supplies	3,197,000	3,827,000
Capital Assets	250,000	250,000
Interfund Expenses	1,917,815	1,255,900
Appropriation for Contingencies	0	0
<b>Total by Object</b>	<b><u>10,534,605</u></b>	<b><u>10,564,062</u></b>
<b>Administration</b>		
Salaries & Benefits	263,853	268,677
Services & Supplies	1,257,962	
<b>Total by Administration</b>	<b><u>1,521,815</u></b>	<b><u>268,677</u></b>
<b>Total Construction</b>	<b><u>0</u></b>	<b><u>0</u></b>
<b>Maintenance</b>		
Salaries & Benefits	5,169,790	5,231,162
Services & Supplies	3,197,000	3,827,000
<b>Total Maintenance</b>	<b><u>8,366,790</u></b>	<b><u>9,058,162</u></b>
Vehicle Acquisition	250,000	250,000
Reimbursable Work	396,000	987,223
<b>Total Work Program</b>	<b>10,534,605</b>	<b>10,564,062</b>
Appropriation for Contingencies	0	0
<b>Total Uses</b>	<b><u>10,534,605</u></b>	<b><u>10,564,062</u></b>

# *Proprietary Funds Budget Forms*

---

**County of Marin**  
**Operation of Internal Service Fund**  
**Fiscal Year 2014 - 15**

Operating Detail	2012-13 Actual	2013-14 Estimated	Fund Title 32010	Workers' Comp ISF
			Service Activity	Other General
1	2	3	2014-15 Recommended	2014 - 15 Adopted by the Board of Supervisors
			4	5

<b>Operating Revenues</b>				
Miscellaneous	2,932,469	9,213,176	5,000,000	5,000,000
<b>Total Operating Revenues</b>	<b>2,932,469</b>	<b>9,213,176</b>	<b>5,000,000</b>	<b>5,000,000</b>
<b>Operating Expenses</b>				
Salaries & Benefits	197,871	185,334	206,320	206,320
Services & Supplies	3,942,067	4,888,111	4,793,680	4,793,680
<b>Total Operating Expenses</b>	<b>4,139,937</b>	<b>5,073,444</b>	<b>5,000,000</b>	<b>5,000,000</b>
<b>Operating Income (Loss)</b>	<b>(1,207,468)</b>	<b>4,139,732</b>	<b>0</b>	<b>0</b>
<b>Non-Operating Revenue (Expenses)</b>				
<b>Total Non-Operating Revenue (Expenses)</b>				
<b>Income Before Capital Contributions and Transfers</b>	<b>(1,207,468)</b>	<b>4,139,732</b>	<b>0</b>	<b>0</b>
<b>Capital Contributions and Transfers</b>				
Transfers-In (Out)	3,646,496	(3,646,496)	0	0
<b>Change in Net Assets</b>	<b>2,439,028</b>	<b>493,236</b>	<b>0</b>	<b>0</b>
<b>Net Assets - Beginning Balance</b>	<b>2,345,284</b>	<b>4,784,312</b>	<b>5,218,166</b>	<b>5,218,166</b>
<b>Net Assets - Ending Balance</b>	<b>4,784,312</b>	<b>5,218,166</b>	<b>5,218,166</b>	<b>5,218,166</b>

**County of Marin**  
**Operation of Enterprise Fund**  
**Fiscal Year 2014 - 15**

Operating Detail	2012-13 Actual	2013-14 Estimated	Fund Title 21000	IST # Marin.Org (MIDAS)
			Service Activity	General Government - Other
1	2	3	2014-15 Recommended	2014 - 15 Adopted by the Board of Supervisors
			4	5

<b>Operating Revenues</b>				
Charges for Services	1,512,558	1,569,818	1,442,657	1,442,657
<b>Total Operating Revenues</b>	<b>1,512,558</b>	<b>1,569,818</b>	<b>1,442,657</b>	<b>1,442,657</b>
<b>Operating Expenses</b>				
Salaries & Benefits	198,803	192,829	193,436	193,436
Services & Supplies	1,075,778	1,193,687	1,215,784	1,215,784
Inter-Fund Expense			33,437	33,437
<b>Total Operating Expenses</b>	<b>1,274,582</b>	<b>1,386,516</b>	<b>1,442,657</b>	<b>1,442,657</b>
<b>Operating Income (Loss)</b>	<b>237,977</b>	<b>183,303</b>		
<b>Non-Operating Revenue (Expenses)</b>				
Interest/Investment Income and/or Gain	846	892	0	0
<b>Total Non Operating Revenues (Expenses)</b>	<b>846</b>	<b>892</b>	<b>0</b>	<b>0</b>
<b>Income Before Capital Contributions and Transfers</b>	<b>238,822</b>	<b>184,195</b>	<b>0</b>	<b>0</b>
<b>Capital Contributions and Transfers</b>				
<b>Change in Net Assets</b>	<b>238,822</b>	<b>184,195</b>	<b>0</b>	<b>0</b>
<b>Net Assets - Beginning Balance</b>	<b>477,556</b>	<b>716,378</b>	<b>897,436</b>	<b>897,436</b>
<b>Net Assets - Ending Balance</b>	<b>716,378</b>	<b>897,436</b>	<b>897,436</b>	<b>897,436</b>

**County of Marin**  
**Operation of Enterprise Fund**  
**Fiscal Year 2014 - 15**

Operating Detail	2012-13 Actual	2013-14 Estimated	Fund Title 31010	Special Aviation
			Service Activity	Transportation Terminals
1	2	3	2014-15 Recommended	2014 - 15 Adopted by the Board of Supervisors
			4	5

<b>Operating Revenues</b>				
Use of Money and Property	659,188	660,645	721,091	721,091
Intergovernmental Revenues	163,229	58,614		
Miscellaneous	2,838			
<b>Total Operating Revenues</b>	<b>825,255</b>	<b>719,259</b>	<b>721,091</b>	<b>721,091</b>
<b>Operating Expenses</b>				
Salaries & Benefits	192,500	186,712	207,160	207,160
Services & Supplies	340,659	329,474	378,070	378,070
Inter-Fund Expense	247,129	200,036	294,600	294,600
<b>Total Operating Expenses</b>	<b>780,288</b>	<b>716,222</b>	<b>879,830</b>	<b>879,830</b>
<b>Operating Income (Loss)</b>	<b>44,967</b>	<b>3,037</b>	<b>(158,739)</b>	<b>(158,739)</b>
<b>Non-Operating Revenue (Expenses)</b>				
Interest/Investment Income and/or Gain	319	395	1,500	1,500
<b>Total Non Operating Revenues (Expenses)</b>	<b>319</b>	<b>395</b>	<b>1,500</b>	<b>1,500</b>
<b>Income Before Capital Contributions and Transfers</b>	<b>45,286</b>	<b>3,432</b>	<b>(157,239)</b>	<b>(157,239)</b>
<b>Capital Contributions and Transfers</b>				
<b>Change in Net Assets</b>	<b>45,286</b>	<b>3,432</b>	<b>(157,239)</b>	<b>(157,239)</b>
<b>Net Assets - Beginning Balance</b>	<b>362,733</b>	<b>408,019</b>	<b>407,756</b>	<b>407,756</b>
<b>Net Assets - Ending Balance</b>	<b>408,019</b>	<b>407,756</b>	<b>250,517</b>	<b>250,517</b>



**County of Marin**  
**Operation of Enterprise Fund**  
**Fiscal Year 2014 - 15**

Operating Detail	2012-13 Actual	2013-14 Estimated	Fund Title 31024	Marin Center # Promotions
			Service Activity	Cultural Services
1	2	3	2014-15 Recommended	2014 - 15 Adopted by the Board of Supervisors
			4	5

<b>Operating Revenues</b>				
Charges for Services	496,758	561,307	400,000	400,000
<b>Total Operating Revenues</b>	<b>496,758</b>	<b>561,307</b>	<b>400,000</b>	<b>400,000</b>
<b>Operating Expenses</b>				
Services & Supplies	531,165	602,724	400,000	400,000
Inter-Fund Expense	4,439			
<b>Total Operating Expenses</b>	<b>535,604</b>	<b>602,724</b>	<b>400,000</b>	<b>400,000</b>
<b>Operating Income (Loss)</b>	<b>(38,847)</b>	<b>(41,417)</b>		
<b>Non-Operating Revenue (Expenses)</b>				
Interest/Investment Income and/or Gain	1,494	1,464	0	0
<b>Total Non Operating Revenues (Expenses)</b>	<b>1,494</b>	<b>1,464</b>	<b>0</b>	<b>0</b>
<b>Income Before Capital Contributions and Transfers</b>	<b>(37,352)</b>	<b>(39,953)</b>	<b>0</b>	<b>0</b>
<b>Capital Contributions and Transfers</b>				
<b>Change in Net Assets</b>	<b>(37,352)</b>	<b>(39,953)</b>	<b>0</b>	<b>0</b>
<b>Net Assets - Beginning Balance</b>	<b>133,689</b>	<b>96,337</b>	<b>56,384</b>	<b>56,384</b>
<b>Net Assets - Ending Balance</b>	<b>96,337</b>	<b>56,384</b>	<b>56,384</b>	<b>56,384</b>

**County of Marin**  
**Operation of Enterprise Fund**  
**Fiscal Year 2014 - 15**

Operating Detail	2012-13 Actual	2013-14 Estimated	Fund Title 31030	Marin Commons # Property
			Service Activity	General Government - Prop
1	2	3	2014-15 Recommended	2014 - 15 Adopted by the Board of Supervisors
			4	5

<b>Operating Revenues</b>				
Use of Money and Property	1,540,944	909,736	1,002,064	1,002,064
Miscellaneous	6,428	3,267		
<b>Total Operating Revenues</b>	<b>1,547,372</b>	<b>913,003</b>	<b>1,002,064</b>	<b>1,002,064</b>
<b>Operating Expenses</b>				
Salaries & Benefits			350,000	350,000
Services & Supplies	1,418,429	1,396,606	2,172,064	2,172,064
Other Charges		-		
<b>Total Operating Expenses</b>	<b>1,418,429</b>	<b>1,396,606</b>	<b>2,522,064</b>	<b>2,522,064</b>
<b>Operating Income (Loss)</b>	<b>128,943</b>	<b>(483,603)</b>	<b>(1,520,000)</b>	<b>(1,520,000)</b>
<b>Non-Operating Revenue (Expenses)</b>				
Interest/Investment Income and/or Gain	504	412	0	0
<b>Total Non Operating Revenues (Expenses)</b>	<b>504</b>	<b>412</b>	<b>0</b>	<b>0</b>
<b>Income Before Capital Contributions and Transfers</b>	<b>129,447</b>	<b>(483,191)</b>	<b>(1,520,000)</b>	<b>(1,520,000)</b>
<b>Capital Contributions and Transfers</b>				
Transfers-In (Out)	50,000	50,000	1,520,000	1,520,000
<b>Change in Net Assets</b>	<b>168,983</b>	<b>(433,191)</b>	<b>0</b>	<b>0</b>
<b>Net Assets - Beginning Balance</b>	<b>495,344</b>	<b>664,327</b>	<b>231,136</b>	<b>231,136</b>
<b>Net Assets - Ending Balance</b>	<b>664,327</b>	<b>231,136</b>	<b>231,136</b>	<b>231,136</b>

# *Special District Budget Forms*

---

**County of Marin**  
**Special Districts and Other Agencies Summary - Non Enterprise**  
**Fiscal Year 2014-15**

District / Agency Name	Total Financing Sources				Total Financing Uses		
	Fund Balance Available June 30, 2014	Decreases to Obligated Fund Balances	Additional Financing Sources	Total Financing Sources	Financing Uses	Increases to Obligated Fund Balances	Total Financing Uses
1	2	3	4	5	6	7	8

**Sewer Maintenance**

23010 Murray Park SMD	37,692	0	78,400	116,092	116,092	0	116,092
23020 San Quentin SMD	(18,053)	0	38,957	20,904	20,904	0	20,904
<b>Total Sewer Maintenance</b>	<b>19,639</b>	<b>0</b>	<b>117,357</b>	<b>136,996</b>	<b>136,996</b>	<b>0</b>	<b>136,996</b>

**Community Service Areas**

23210 CSA #1 Loma Verde	42,935	0	34,602	77,537	77,537	0	77,537
23220 CSA #6 Santa Venetia	(107,276)	0	170,144	62,868	62,868	0	62,868
23230 CSA #9 Northbridge	15,543	0	15,882	31,425	31,425	0	31,425
23240 CSA #13 Marin Co. Upper Lucas	119,836	0	603,980	723,816	723,816	0	723,816
23250 CSA #14 Homestead Valley	(33,922)	0	304,290	270,368	270,368	0	270,368
23260 CSA #16 Greenbrae	121,930	0	261,729	383,659	383,659	0	383,659
23270 CSA #17 Kentfield	727,953	0	603,106	1,331,059	1,331,059	0	1,331,059
23280 CSA #17 Police Services	25,848	0	142,850	168,698	168,698	0	168,698
23290 CSA #18 Gallinas Village Area	184,743	0	130,495	315,238	315,238	0	315,238
23300 CSA #19 Fire Protection Svcs	(146,924)	0	2,062,800	1,915,876	1,915,876	0	1,915,876
23310 CSA #20 Indian Valley	89,073	0	11,011	100,084	100,084	0	100,084
23320 CSA #23 Terra Linda Area	0	0	0	0	0	0	0
23330 CSA #25 San Marin Area	0	0	0	0	0	0	0
23340 CSA #27 Ross Valley Paramedic	0	0	35,800	35,800	35,800	0	35,800
23350 CSA #28 W Marin Paramedic	0	0	382,100	382,100	382,100	0	382,100
23360 CSA #29 Paradise Cay	(133,413)	0	162,513	29,100	29,100	0	29,100
23370 CSA #31 County Fire	0	0	575,200	575,200	575,200	0	575,200
23380 CSA #33 Stinson Beach	16,396	0	25,236	41,632	41,632	0	41,632
<b>Total Community Service Areas</b>	<b>922,722</b>	<b>0</b>	<b>5,521,738</b>	<b>6,444,460</b>	<b>6,444,460</b>	<b>0</b>	<b>6,444,460</b>

**Lighting District**

**County of Marin**  
**Special Districts and Other Agencies Summary - Non Enterprise**  
**Fiscal Year 2014-15**

District / Agency Name	Total Financing Sources				Total Financing Uses		
	Fund Balance Available June 30, 2014	Decreases to Obligated Fund Balances	Additional Financing Sources	Total Financing Sources	Financing Uses	Increases to Obligated Fund Balances	Total Financing Uses
1	2	3	4	5	6	7	8
23510 Marin County Lighting	77,076	0	731,562	808,638	808,638	0	808,638
23520 Rush Creek Lighting & Landscape	128,447	0	84,539	212,986	212,986	0	212,986
<b>Total Lighting District</b>	<b>205,523</b>	<b>0</b>	<b>816,101</b>	<b>1,021,624</b>	<b>1,021,624</b>	<b>0</b>	<b>1,021,624</b>
<b>Flood Control Zone</b>							
23710 FCZ #1 Novato	(405,820)	0	2,028,351	1,622,531	1,622,531	0	1,622,531
23720 FCZ #3 Richardson Bay	636,674	0	1,492,052	2,128,726	2,128,726	0	2,128,726
23730 FCZ #4 Bel Aire	88,808	0	540,535	629,343	629,343	0	629,343
23740 FCZ #4A Strawberry Circle	11,246	0	6,754	18,000	18,000	0	18,000
23750 FCZ #5 Stinson Beach	37,043	0	59,853	96,896	96,896	0	96,896
23760 FCZ #6 San Rafael Meadows	(5,069)	0	28,829	23,760	23,760	0	23,760
23770 FCZ #7 Santa Venetia	(3,486)	0	381,443	377,957	377,957	0	377,957
23780 FCZ #9A Ross Valley Corte Madera	13,236	0	0	13,236	13,236	0	13,236
23781 FCZ #9 Ross Valley	(496,589)	0	2,574,467	2,077,878	2,077,878	0	2,077,878
23790 FCZ #10 Inverness	10,966	0	60	11,026	11,026	0	11,026
25025 MCStrmwtrPolutPrvPrg	267,486	0	556,800	824,286	824,286	0	824,286
<b>Total Flood Control Zone</b>	<b>154,495</b>	<b>0</b>	<b>7,669,144</b>	<b>7,823,639</b>	<b>7,823,639</b>	<b>0</b>	<b>7,823,639</b>
<b>Permanent Road Division</b>							
24010 Bolinas Highlands PRD	30,014	0	6,991	37,005	37,005	0	37,005
24020 Monte Cristo PRD	30,847	0	4,223	35,070	35,070	0	35,070
24030 Inverness Div #2 PRD	22,104	0	2,946	25,050	25,050	0	25,050
24040 Mt View Ave Lagunitas PRD	12,654	0	1,846	14,500	14,500	0	14,500
24050 Paradise Estates PRD	70,843	0	69,967	140,810	140,810	0	140,810
24060 Madrone Park Circle PRD	0	0	0	0	0	0	0
<b>Total Permanent Road Division</b>	<b>166,462</b>	<b>0</b>	<b>85,973</b>	<b>252,435</b>	<b>252,435</b>	<b>0</b>	<b>252,435</b>
<b>Open Space</b>							

**County of Marin**  
**Special Districts and Other Agencies Summary - Non Enterprise**  
**Fiscal Year 2014-15**

District / Agency Name	Total Financing Sources				Total Financing Uses		
	Fund Balance Available June 30, 2014	Decreases to Obligated Fund Balances	Additional Financing Sources	Total Financing Sources	Financing Uses	Increases to Obligated Fund Balances	Total Financing Uses
1	2	3	4	5	6	7	8
20600 Marin County Open Space	670,795	0	6,215,888	6,886,683	6,886,683	0	6,886,683
<b>Total Open Space</b>	670,795	0	6,215,888	6,886,683	6,886,683	0	6,886,683
<b>Other</b>							
34170 Law Library Invest	0	0	0	0	0	0	0
70080 IHSS Public Authority Admin	0	0	2,171,900	2,171,900	2,171,900	0	2,171,900
70120 Law Library BP6322.1	(5,234)	0	178,533	173,299	173,299	0	173,299
<b>Total Other</b>	(5,234)	0	2,350,433	2,345,199	2,345,199	0	2,345,199
<b>Total Special Districts and Other Agencies</b>	2,134,402	0	22,776,634	24,911,036	24,911,036	0	24,911,036

**County of Marin**  
**Fund Balance - Special Districts and Other Agencies - Non Enterprise**  
**Fiscal Year 2014 - 15**

District / Agency Name	Total Fund Balance June 30, 2014	Less: Obligated Fund Balances			Fund Balance Available June 30, 2014
		Encumbrances	Nonspendable, Restricted and Committed	Assigned	
1	2	3	4	5	6
<b>Sewer Maintenance</b>					
23010 Murray Park SMD	37,692	0	0	0	37,692
23020 San Quentin SMD	19,480	37,533	0	0	(18,053)
<b>Total Sewer Maintenance</b>	<b>57,172</b>	<b>37,533</b>	<b>0</b>	<b>0</b>	<b>19,639</b>
<b>Community Service Area</b>					
23210 CSA #1 Loma Verde	42,935	0	0	0	42,935
23220 CSA #6 Santa Venetia	(107,276)	0	0	0	(107,276)
23230 CSA #9 Northbridge	15,543	0	0	0	15,543
23240 CSA #13 Marin Co. Upper Lucas	128,891	9,055	0	0	119,836
23250 CSA #14 Homestead Valley	108,917	142,839	0	0	(33,922)
23260 CSA #16 Greenbrae	167,210	45,280	0	0	121,930
23270 CSA #17 Kentfield	740,060	12,107	0	0	727,953
23280 CSA #17 Police Services	25,848	0	0	0	25,848
23290 CSA #18 Gallinas Village Area	184,743	0	0	0	184,743
23300 CSA #19 Fire Protection Svcs	(146,924)	0	0	0	(146,924)
23310 CSA #20 Indian Valley	89,073	0	0	0	89,073
23360 CSA #29 Paradise Cay	(127,253)	6,160	0	0	(133,413)
23361 CSA #29 Paradise Cay 1990 Constr	0	0	0	0	0
23380 CSA #33 Stinson Beach	24,174	7,778	0	0	16,396
<b>Total Community Service Area</b>	<b>1,145,941</b>	<b>223,219</b>	<b>0</b>	<b>0</b>	<b>922,722</b>
<b>Lighting District</b>					
23510 Marin County Lighting	77,076	0	0	0	77,076
23520 Rush Creek Lighting & Landscape	132,497	4,050	0	0	128,447
<b>Total Lighting District</b>	<b>209,573</b>	<b>4,050</b>	<b>0</b>	<b>0</b>	<b>205,523</b>
<b>Flood Control Zone</b>					
23710 FCZ #1 Novato	(27,183)	378,637	0	0	(405,820)
23720 FCZ #3 Richardson Bay	963,737	327,063	0	0	636,674
23730 FCZ #4 Bel Aire	208,691	119,883	0	0	88,808
23740 FCZ #4A Strawberry Circle	11,246	0	0	0	11,246
23750 FCZ #5 Stinson Beach	53,670	16,627	0	0	37,043
23760 FCZ #6 San Rafael Meadows	(4,556)	513	0	0	(5,069)
23770 FCZ #7 Santa Venetia	51,298	54,784	0	0	(3,486)
23780 FCZ #9A Ross Valley Corte Madera	14,646	1,410	0	0	13,236

**County of Marin**  
**Fund Balance - Special Districts and Other Agencies - Non Enterprise**  
**Fiscal Year 2014 - 15**

District / Agency Name	Total Fund Balance June 30, 2014	Less: Obligated Fund Balances			Fund Balance Available June 30, 2014
		Encumbrances	Nonspendable, Restricted and Committed	Assigned	
1	2	3	4	5	6
23781 FCZ #9 Ross Valley	(224,244)	272,345	0	0	(496,589)
23790 FCZ #10 Inverness	16,466	5,500	0	0	10,966
25025 MCStrmwtrPolutPrvPrg	385,156	117,670	0	0	267,486
<b>Total Flood Control Zone</b>	<b>1,448,928</b>	<b>1,294,433</b>	<b>0</b>	<b>0</b>	<b>154,495</b>
<b>Permanent Road Division</b>					
24010 Bolinas Highlands PRD	30,014	0	0	0	30,014
24020 Monte Cristo PRD	30,847	0	0	0	30,847
24030 Inverness Div #2 PRD	22,104	0	0	0	22,104
24040 Mt View Ave Lagunitas PRD	12,654	0	0	0	12,654
24050 Paradise Estates PRD	70,843	0	0	0	70,843
<b>Total Permanent Road Division</b>	<b>166,462</b>	<b>0</b>	<b>0</b>	<b>0</b>	<b>166,462</b>
<b>Open Space</b>					
20600 Marin County Open Space	2,089,711	918,916	500,000	0	670,795
<b>Total Open Space</b>	<b>2,089,711</b>	<b>918,916</b>	<b>500,000</b>	<b>0</b>	<b>670,795</b>
<b>Other</b>					
70120 Law Library BP6322.1	(5,234)	0	0	0	(5,234)
<b>Total Other</b>	<b>(5,234)</b>	<b>0</b>	<b>0</b>	<b>0</b>	<b>(5,234)</b>
<b>Others</b>					
28520 MCOS 2002 Consol Reassmt Bonds	0	0	0	0	0
28530 MCOS St Hilary CFD 97-1 Assmt Bo	0	0	0	0	0
28540 MCOS St Hilary CFD 93-1 Assmt Bo	0	0	0	0	0
28560 2013 Refunding Revenue Bond	0	0	0	0	0
<b>Total Others</b>	<b>0</b>	<b>0</b>	<b>0</b>	<b>0</b>	<b>0</b>
<b>Total Special Districts and Other Agencies</b>	<b>5,112,553</b>	<b>2,478,151</b>	<b>500,000</b>	<b>0</b>	<b>2,134,402</b>



**County of Marin**  
**Special Districts and Other Agencies - Non Enterprise**  
**Obligated Fund Balances**  
**Fiscal Year 2014 - 15**

District / Agency Name	Obligated Fund Balances June 30, 2014	Decreases or Cancellations		Increases or New Obligated Fund Balances		Total Obligated Fund Balances for the Budget Year June 30, 2014
		Recommended	Adopted by the Board of Supervisors	Recommended	Adopted by the Board of Supervisors	
1	2	3	4	5	6	7

**Open Space**

<b>20600 Marin County Open Space</b>						
3121040 Designated for Special Litigation	500,000	0	0	0	0	500,000
<b>Total 20600 Marin County Open Space</b>	<b>500,000</b>	<b>0</b>	<b>0</b>	<b>0</b>	<b>0</b>	<b>500,000</b>
<b>Total Open Space</b>	<b>500,000</b>	<b>0</b>	<b>0</b>	<b>0</b>	<b>0</b>	<b>500,000</b>
<b>Total Special Districts and Other Agencies</b>	<b>500,000</b>	<b>0</b>	<b>0</b>	<b>0</b>	<b>0</b>	<b>500,000</b>

**County of Marin**

**Special Districts and Other Agencies - Non Enterprise  
 Financing Sources and Uses by Budget Unit by Object  
 Fiscal Year 2014 - 15**

Detail by Revenue Category and Expenditure Object	2012-13 Actual	2013-14 Estimated	2014-15 Recommended	2014-15 Adopted by the Board of Supervisors
1	2	3	4	5

**20600 Marin County Open Space**

<b>Revenue</b>				
Taxes	5,475,994	5,940,707	5,989,119	5,989,119
Use of Money and Property	25,275	28,430	52,434	52,434
Intergovernmental Revenues	689,197	304,839	172,335	172,335
Miscellaneous	262,914	106,871	2,000	2,000
Other Financing Sources	0	17,400	0	0
<b>Total for Revenue</b>	<b>6,453,380</b>	<b>6,398,247</b>	<b>6,215,888</b>	<b>6,215,888</b>
<b>Expenditures / Appropriations</b>				
Salaries & Benefits	4,031,486	3,813,710	4,086,527	4,086,527
Services and Supplies	1,298,189	1,551,141	1,595,956	1,595,956
Capital Assets - Land	652,911	0	0	0
Capital Assets - Vehicles	0	149,701	211,000	211,000
Capital Assets - Equipment & Machines	16,513	0	0	0
Inter-fund Expense	878,474	988,234	993,200	993,200
<b>Total for Expenditures / Appropriations</b>	<b>6,877,573</b>	<b>6,502,785</b>	<b>6,886,683</b>	<b>6,886,683</b>
<b>Net Cost</b>	<b>(424,193)</b>	<b>(104,538)</b>	<b>(670,795)</b>	<b>(670,795)</b>

**County of Marin**

**Special Districts and Other Agencies - Non Enterprise  
 Financing Sources and Uses by Budget Unit by Object  
 Fiscal Year 2014 - 15**

Detail by Revenue Category and Expenditure Object	2012-13 Actual	2013-14 Estimated	2014-15 Recommended	2014-15 Adopted by the Board of Supervisors
1	2	3	4	5

**23010 Murray Park SMD**

<b>Revenue</b>				
Taxes	35,200	38,181	31,099	31,099
Use of Money and Property	329	349	300	300
Intergovernmental Revenues	212	207	211	211
Charges for Services	42,480	42,480	46,790	46,790
<b>Total for Revenue</b>	<b>78,221</b>	<b>81,217</b>	<b>78,400</b>	<b>78,400</b>
<b>Expenditures / Appropriations</b>				
Services and Supplies	113,564	33,115	115,000	115,000
Inter-fund Expense	1,389	4,292	1,092	1,092
<b>Total for Expenditures / Appropriations</b>	<b>114,953</b>	<b>37,407</b>	<b>116,092</b>	<b>116,092</b>
<b>Net Cost</b>	<b>(36,732)</b>	<b>43,809</b>	<b>(37,692)</b>	<b>(37,692)</b>

**County of Marin**

**Special Districts and Other Agencies - Non Enterprise  
 Financing Sources and Uses by Budget Unit by Object  
 Fiscal Year 2014 - 15**

Detail by Revenue Category and Expenditure Object	2012-13 Actual	2013-14 Estimated	2014-15 Recommended	2014-15 Adopted by the Board of Supervisors
1	2	3	4	5

**23020 San Quentin SMD**

<b>Revenue</b>				
Taxes	17,142	18,727	17,220	17,220
Use of Money and Property	398	380	380	380
Intergovernmental Revenues	100	97	99	99
Charges for Services	21,240	21,240	21,258	21,258
<b>Total for Revenue</b>	<b>38,880</b>	<b>40,443</b>	<b>38,957</b>	<b>38,957</b>
<b>Expenditures / Appropriations</b>				
Services and Supplies	27,206	56,308	9,450	9,450
Inter-fund Expense	11,379	12,195	11,454	11,454
<b>Total for Expenditures / Appropriations</b>	<b>38,586</b>	<b>68,502</b>	<b>20,904</b>	<b>20,904</b>
<b>Net Cost</b>	<b>294</b>	<b>(28,059)</b>	<b>18,053</b>	<b>18,053</b>

**County of Marin**

**Special Districts and Other Agencies - Non Enterprise  
 Financing Sources and Uses by Budget Unit by Object  
 Fiscal Year 2014 - 15**

Detail by Revenue Category and Expenditure Object	2012-13 Actual	2013-14 Estimated	2014-15 Recommended	2014-15 Adopted by the Board of Supervisors
1	2	3	4	5

**23210 CSA #1 Loma Verde**

<b>Revenue</b>				
Taxes	31,964	35,357	34,136	34,136
Use of Money and Property	282	295	261	261
Intergovernmental Revenues	205	207	205	205
<b>Total for Revenue</b>	<b>32,451</b>	<b>35,859</b>	<b>34,602</b>	<b>34,602</b>
<b>Expenditures / Appropriations</b>				
Services and Supplies	1,308	1,469	70,500	70,500
Inter-fund Expense	10,993	11,175	7,037	7,037
<b>Total for Expenditures / Appropriations</b>	<b>12,301</b>	<b>12,644</b>	<b>77,537</b>	<b>77,537</b>
<b>Net Cost</b>	<b>20,150</b>	<b>23,215</b>	<b>(42,935)</b>	<b>(42,935)</b>

**County of Marin**

**Special Districts and Other Agencies - Non Enterprise  
 Financing Sources and Uses by Budget Unit by Object  
 Fiscal Year 2014 - 15**

Detail by Revenue Category and Expenditure Object	2012-13 Actual	2013-14 Estimated	2014-15 Recommended	2014-15 Adopted by the Board of Supervisors
1	2	3	4	5

**23220 CSA #6 Santa Venetia**

<b>Revenue</b>				
Taxes	164,521	175,464	167,244	167,244
Use of Money and Property	2,292	2,298	1,900	1,900
Intergovernmental Revenues	1,081	1,050	1,000	1,000
<b>Total for Revenue</b>	<b>167,895</b>	<b>178,812</b>	<b>170,144</b>	<b>170,144</b>
<b>Expenditures / Appropriations</b>				
Services and Supplies	0	106	51,000	51,000
Other Financing Uses	60,000	0	0	0
Inter-fund Expense	7,517	10,460	11,868	11,868
<b>Total for Expenditures / Appropriations</b>	<b>67,517</b>	<b>10,566</b>	<b>62,868</b>	<b>62,868</b>
<b>Net Cost</b>	<b>100,378</b>	<b>168,246</b>	<b>107,276</b>	<b>107,276</b>

**County of Marin**

**Special Districts and Other Agencies - Non Enterprise  
 Financing Sources and Uses by Budget Unit by Object  
 Fiscal Year 2014 - 15**

Detail by Revenue Category and Expenditure Object	2012-13 Actual	2013-14 Estimated	2014-15 Recommended	2014-15 Adopted by the Board of Supervisors
1	2	3	4	5

**23230 CSA #9 Northbridge**

<b>Revenue</b>				
Taxes	10,154	11,330	11,384	11,384
Use of Money and Property	68	63	58	58
Intergovernmental Revenues	65	67	66	66
Charges for Services	4,550	4,550	4,374	4,374
<b>Total for Revenue</b>	<b>14,838</b>	<b>16,009</b>	<b>15,882</b>	<b>15,882</b>
<b>Expenditures / Appropriations</b>				
Services and Supplies	8,270	16,401	25,913	25,913
Inter-fund Expense	5,042	5,293	5,512	5,512
<b>Total for Expenditures / Appropriations</b>	<b>13,312</b>	<b>21,694</b>	<b>31,425</b>	<b>31,425</b>
<b>Net Cost</b>	<b>1,526</b>	<b>(5,685)</b>	<b>(15,543)</b>	<b>(15,543)</b>

**County of Marin**

**Special Districts and Other Agencies - Non Enterprise  
 Financing Sources and Uses by Budget Unit by Object  
 Fiscal Year 2014 - 15**

Detail by Revenue Category and Expenditure Object	2012-13 Actual	2013-14 Estimated	2014-15 Recommended	2014-15 Adopted by the Board of Supervisors
1	2	3	4	5

**23240 CSA #13 Marin Co. Upper Lucas**

<b>Revenue</b>				
Taxes	423,347	470,695	462,580	462,580
Use of Money and Property	998	1,123	1,000	1,000
Intergovernmental Revenues	2,640	2,688	2,500	2,500
Charges for Services	137,879	137,879	137,900	137,900
<b>Total for Revenue</b>	<b>564,864</b>	<b>612,385</b>	<b>603,980</b>	<b>603,980</b>
<b>Expenditures / Appropriations</b>				
Services and Supplies	611,905	548,711	720,000	720,000
Inter-fund Expense	6,164	3,816	3,816	3,816
<b>Total for Expenditures / Appropriations</b>	<b>618,069</b>	<b>552,527</b>	<b>723,816</b>	<b>723,816</b>
<b>Net Cost</b>	<b>(53,205)</b>	<b>59,858</b>	<b>(119,836)</b>	<b>(119,836)</b>



**County of Marin**

**Special Districts and Other Agencies - Non Enterprise  
 Financing Sources and Uses by Budget Unit by Object  
 Fiscal Year 2014 - 15**

Detail by Revenue Category and Expenditure Object	2012-13 Actual	2013-14 Estimated	2014-15 Recommended	2014-15 Adopted by the Board of Supervisors
1	2	3	4	5

**23250 CSA #14 Homestead Valley**

<b>Revenue</b>				
Taxes	158,892	174,628	171,936	171,936
Use of Money and Property	3,612	3,167	3,238	3,238
Intergovernmental Revenues	870	864	858	858
Charges for Services	124,108	126,635	128,258	128,258
Miscellaneous	2,920	0	0	0
Other Financing Sources	150,000	0	0	0
<b>Total for Revenue</b>	<b>440,402</b>	<b>305,294</b>	<b>304,290</b>	<b>304,290</b>
<b>Expenditures / Appropriations</b>				
Services and Supplies	357,413	972,191	187,384	187,384
Other Charges	72,068	73,517	74,152	74,152
Inter-fund Expense	34,182	6,186	8,832	8,832
<b>Total for Expenditures / Appropriations</b>	<b>463,663</b>	<b>1,051,894</b>	<b>270,368</b>	<b>270,368</b>
<b>Net Cost</b>	<b>(23,261)</b>	<b>(746,600)</b>	<b>33,922</b>	<b>33,922</b>

**County of Marin**

**Special Districts and Other Agencies - Non Enterprise  
 Financing Sources and Uses by Budget Unit by Object  
 Fiscal Year 2014 - 15**

Detail by Revenue Category and Expenditure Object	2012-13 Actual	2013-14 Estimated	2014-15 Recommended	2014-15 Adopted by the Board of Supervisors
1	2	3	4	5

**23260 CSA #16 Greenbrae**

<b>Revenue</b>				
Taxes	74,349	84,092	82,249	82,249
Use of Money and Property	713	735	602	602
Intergovernmental Revenues	417	423	420	420
Charges for Services	179,522	179,228	178,458	178,458
Miscellaneous	240	0	0	0
<b>Total for Revenue</b>	<b>255,242</b>	<b>264,477</b>	<b>261,729</b>	<b>261,729</b>
<b>Expenditures / Appropriations</b>				
Services and Supplies	260,339	227,980	357,810	357,810
Inter-fund Expense	22,277	41,019	25,849	25,849
<b>Total for Expenditures / Appropriations</b>	<b>282,616</b>	<b>268,999</b>	<b>383,659</b>	<b>383,659</b>
<b>Net Cost</b>	<b>(27,374)</b>	<b>(4,522)</b>	<b>(121,930)</b>	<b>(121,930)</b>

**County of Marin**

**Special Districts and Other Agencies - Non Enterprise  
 Financing Sources and Uses by Budget Unit by Object  
 Fiscal Year 2014 - 15**

Detail by Revenue Category and Expenditure Object	2012-13 Actual	2013-14 Estimated	2014-15 Recommended	2014-15 Adopted by the Board of Supervisors
1	2	3	4	5

**23270 CSA #17 Kentfield**

<b>Revenue</b>				
Taxes	579,418	714,396	598,348	598,348
Use of Money and Property	4,031	8,001	3,232	3,232
Intergovernmental Revenues	630	630	626	626
Charges for Services	300	0	0	0
Miscellaneous	1,110	4,350	900	900
<b>Total for Revenue</b>	<b>585,489</b>	<b>727,377</b>	<b>603,106</b>	<b>603,106</b>
<b>Expenditures / Appropriations</b>				
Services and Supplies	82,429	116,305	885,500	885,500
Capital Assets - Land Improvement	0	0	200,000	200,000
Inter-fund Expense	215,691	208,300	245,559	245,559
<b>Total for Expenditures / Appropriations</b>	<b>298,120</b>	<b>324,605</b>	<b>1,331,059</b>	<b>1,331,059</b>
<b>Net Cost</b>	<b>287,369</b>	<b>402,772</b>	<b>(727,953)</b>	<b>(727,953)</b>

**County of Marin**

**Special Districts and Other Agencies - Non Enterprise  
 Financing Sources and Uses by Budget Unit by Object  
 Fiscal Year 2014 - 15**

Detail by Revenue Category and Expenditure Object	2012-13 Actual	2013-14 Estimated	2014-15 Recommended	2014-15 Adopted by the Board of Supervisors
1	2	3	4	5

**23280 CSA #17 Police Services**

<b>Revenue</b>				
Use of Money and Property	209	201	200	200
Charges for Services	142,158	142,158	142,650	142,650
<b>Total for Revenue</b>	<b>142,367</b>	<b>142,359</b>	<b>142,850</b>	<b>142,850</b>
<b>Expenditures / Appropriations</b>				
Inter-fund Expense	160,171	160,151	168,698	168,698
<b>Total for Expenditures / Appropriations</b>	<b>160,171</b>	<b>160,151</b>	<b>168,698</b>	<b>168,698</b>
<b>Net Cost</b>	<b>(17,804)</b>	<b>(17,792)</b>	<b>(25,848)</b>	<b>(25,848)</b>

**County of Marin**

**Special Districts and Other Agencies - Non Enterprise  
 Financing Sources and Uses by Budget Unit by Object  
 Fiscal Year 2014 - 15**

Detail by Revenue Category and Expenditure Object	2012-13 Actual	2013-14 Estimated	2014-15 Recommended	2014-15 Adopted by the Board of Supervisors
1	2	3	4	5

**23290 CSA #18 Gallinas Village Area**

<b>Revenue</b>				
Taxes	120,296	128,817	129,239	129,239
Use of Money and Property	592	556	510	510
Intergovernmental Revenues	772	752	746	746
Miscellaneous	0	110	0	0
<b>Total for Revenue</b>	<b>121,660</b>	<b>130,235</b>	<b>130,495</b>	<b>130,495</b>
<b>Expenditures / Appropriations</b>				
Services and Supplies	59,064	49,747	255,700	255,700
Capital Assets - Land Improvement	0	115,799	0	0
Inter-fund Expense	56,991	56,616	59,538	59,538
<b>Total for Expenditures / Appropriations</b>	<b>116,055</b>	<b>222,162</b>	<b>315,238</b>	<b>315,238</b>
<b>Net Cost</b>	<b>5,605</b>	<b>(91,927)</b>	<b>(184,743)</b>	<b>(184,743)</b>

**County of Marin**

**Special Districts and Other Agencies - Non Enterprise  
 Financing Sources and Uses by Budget Unit by Object  
 Fiscal Year 2014 - 15**

Detail by Revenue Category and Expenditure Object	2012-13 Actual	2013-14 Estimated	2014-15 Recommended	2014-15 Adopted by the Board of Supervisors
1	2	3	4	5

**23300 CSA #19 Fire Protection Svcs**

<b>Revenue</b>				
Taxes	1,941,106	2,115,982	2,046,300	2,046,300
Use of Money and Property	9,105	9,769	4,000	4,000
Intergovernmental Revenues	12,553	12,503	12,500	12,500
<b>Total for Revenue</b>	<b>1,962,764</b>	<b>2,138,254</b>	<b>2,062,800</b>	<b>2,062,800</b>
<b>Expenditures / Appropriations</b>				
Services and Supplies	1,496,688	1,557,576	1,900,000	1,900,000
Inter-fund Expense	15,876	15,876	15,876	15,876
<b>Total for Expenditures / Appropriations</b>	<b>1,512,564</b>	<b>1,573,452</b>	<b>1,915,876</b>	<b>1,915,876</b>
<b>Net Cost</b>	<b>450,200</b>	<b>564,802</b>	<b>146,924</b>	<b>146,924</b>

**County of Marin**

**Special Districts and Other Agencies - Non Enterprise  
 Financing Sources and Uses by Budget Unit by Object  
 Fiscal Year 2014 - 15**

Detail by Revenue Category and Expenditure Object	2012-13 Actual	2013-14 Estimated	2014-15 Recommended	2014-15 Adopted by the Board of Supervisors
1	2	3	4	5

**23310 CSA #20 Indian Valley**

<b>Revenue</b>				
Taxes	9,987	10,768	10,830	10,830
Use of Money and Property	120	125	118	118
Intergovernmental Revenues	65	64	63	63
<b>Total for Revenue</b>	<b>10,171</b>	<b>10,956</b>	<b>11,011</b>	<b>11,011</b>
<b>Expenditures / Appropriations</b>				
Services and Supplies	0	0	100,000	100,000
Inter-fund Expense	84	84	84	84
<b>Total for Expenditures / Appropriations</b>	<b>84</b>	<b>84</b>	<b>100,084</b>	<b>100,084</b>
<b>Net Cost</b>	<b>10,087</b>	<b>10,872</b>	<b>(89,073)</b>	<b>(89,073)</b>

**County of Marin**

**Special Districts and Other Agencies - Non Enterprise  
 Financing Sources and Uses by Budget Unit by Object  
 Fiscal Year 2014 - 15**

Detail by Revenue Category and Expenditure Object	2012-13 Actual	2013-14 Estimated	2014-15 Recommended	2014-15 Adopted by the Board of Supervisors
1	2	3	4	5

**23320 CSA #23 Terra Linda Area**

<b>Revenue</b>				
Use of Money and Property	22	19	0	0
<b>Total for Revenue</b>	22	19	0	0
<b>Net Cost</b>	22	19	0	0



**County of Marin**

**Special Districts and Other Agencies - Non Enterprise  
 Financing Sources and Uses by Budget Unit by Object  
 Fiscal Year 2014 - 15**

Detail by Revenue Category and Expenditure Object	2012-13 Actual	2013-14 Estimated	2014-15 Recommended	2014-15 Adopted by the Board of Supervisors
1	2	3	4	5

**23330 CSA #25 San Marin Area**

<b>Revenue</b>				
Use of Money and Property	6	5	0	0
<b>Total for Revenue</b>	6	5	0	0
<b>Net Cost</b>	6	5	0	0

**County of Marin**

**Special Districts and Other Agencies - Non Enterprise  
 Financing Sources and Uses by Budget Unit by Object  
 Fiscal Year 2014 - 15**

Detail by Revenue Category and Expenditure Object	2012-13 Actual	2013-14 Estimated	2014-15 Recommended	2014-15 Adopted by the Board of Supervisors
1	2	3	4	5

**23340 CSA #27 Ross Valley Paramedic**

<b>Revenue</b>				
Charges for Services	33,615	35,856	35,800	35,800
<b>Total for Revenue</b>	<b>33,615</b>	<b>35,856</b>	<b>35,800</b>	<b>35,800</b>
<b>Expenditures / Appropriations</b>				
Other Charges	33,615	34,446	35,596	35,596
Inter-fund Expense	204	204	204	204
<b>Total for Expenditures / Appropriations</b>	<b>33,819</b>	<b>34,650</b>	<b>35,800</b>	<b>35,800</b>
<b>Net Cost</b>	<b>(204)</b>	<b>1,206</b>	<b>0</b>	<b>0</b>

**County of Marin**

**Special Districts and Other Agencies - Non Enterprise  
 Financing Sources and Uses by Budget Unit by Object  
 Fiscal Year 2014 - 15**

Detail by Revenue Category and Expenditure Object	2012-13 Actual	2013-14 Estimated	2014-15 Recommended	2014-15 Adopted by the Board of Supervisors
1	2	3	4	5

**23350 CSA #28 W Marin Paramedic**

<b>Revenue</b>				
Use of Money and Property	56	48	100	100
Charges for Services	376,447	376,370	382,000	382,000
<b>Total for Revenue</b>	<b>376,503</b>	<b>376,418</b>	<b>382,100</b>	<b>382,100</b>
<b>Expenditures / Appropriations</b>				
Other Financing Uses	372,500	371,000	375,692	375,692
Inter-fund Expense	6,408	6,408	6,408	6,408
<b>Total for Expenditures / Appropriations</b>	<b>378,908</b>	<b>377,408</b>	<b>382,100</b>	<b>382,100</b>
<b>Net Cost</b>	<b>(2,405)</b>	<b>(990)</b>	<b>0</b>	<b>0</b>

**County of Marin**

**Special Districts and Other Agencies - Non Enterprise  
 Financing Sources and Uses by Budget Unit by Object  
 Fiscal Year 2014 - 15**

Detail by Revenue Category and Expenditure Object	2012-13 Actual	2013-14 Estimated	2014-15 Recommended	2014-15 Adopted by the Board of Supervisors
1	2	3	4	5

**23360 CSA #29 Paradise Cay**

<b>Revenue</b>				
Use of Money and Property	806	861	708	708
Charges for Services	162,940	162,940	161,805	161,805
<b>Total for Revenue</b>	<b>163,746</b>	<b>163,801</b>	<b>162,513</b>	<b>162,513</b>
<b>Expenditures / Appropriations</b>				
Services and Supplies	0	93,434	10,100	10,100
Other Financing Uses	5,000	1,579	0	0
Inter-fund Expense	9,781	36,202	19,000	19,000
<b>Total for Expenditures / Appropriations</b>	<b>14,781</b>	<b>131,214</b>	<b>29,100</b>	<b>29,100</b>
<b>Net Cost</b>	<b>148,966</b>	<b>32,587</b>	<b>133,413</b>	<b>133,413</b>

**County of Marin**

**Special Districts and Other Agencies - Non Enterprise  
 Financing Sources and Uses by Budget Unit by Object  
 Fiscal Year 2014 - 15**

Detail by Revenue Category and Expenditure Object	2012-13 Actual	2013-14 Estimated	2014-15 Recommended	2014-15 Adopted by the Board of Supervisors
1	2	3	4	5

**23370 CSA #31 County Fire**

<b>Revenue</b>				
Use of Money and Property	76	59	200	200
Charges for Services	455,809	527,351	575,000	575,000
<b>Total for Revenue</b>	<b>455,884</b>	<b>527,410</b>	<b>575,200</b>	<b>575,200</b>
<b>Expenditures / Appropriations</b>				
Other Financing Uses	466,000	523,500	575,200	575,200
<b>Total for Expenditures / Appropriations</b>	<b>466,000</b>	<b>523,500</b>	<b>575,200</b>	<b>575,200</b>
<b>Net Cost</b>	<b>(10,116)</b>	<b>3,910</b>	<b>0</b>	<b>0</b>

**County of Marin**

**Special Districts and Other Agencies - Non Enterprise  
 Financing Sources and Uses by Budget Unit by Object  
 Fiscal Year 2014 - 15**

Detail by Revenue Category and Expenditure Object	2012-13 Actual	2013-14 Estimated	2014-15 Recommended	2014-15 Adopted by the Board of Supervisors
1	2	3	4	5

**23380 CSA #33 Stinson Beach**

<b>Revenue</b>				
Use of Money and Property	110	164	226	226
Charges for Services	13,118	13,095	13,510	13,510
Other Financing Sources	47,000	11,500	11,500	11,500
<b>Total for Revenue</b>	<b>60,228</b>	<b>24,759</b>	<b>25,236</b>	<b>25,236</b>
<b>Expenditures / Appropriations</b>				
Services and Supplies	31,874	16,131	32,340	32,340
Inter-fund Expense	6,158	6,125	9,292	9,292
<b>Total for Expenditures / Appropriations</b>	<b>38,032</b>	<b>22,256</b>	<b>41,632</b>	<b>41,632</b>
<b>Net Cost</b>	<b>22,196</b>	<b>2,503</b>	<b>(16,396)</b>	<b>(16,396)</b>

**County of Marin**

**Special Districts and Other Agencies - Non Enterprise  
 Financing Sources and Uses by Budget Unit by Object  
 Fiscal Year 2014 - 15**

Detail by Revenue Category and Expenditure Object	2012-13 Actual	2013-14 Estimated	2014-15 Recommended	2014-15 Adopted by the Board of Supervisors
1	2	3	4	5

**23510 Marin County Lighting**

<b>Revenue</b>				
Taxes	698,098	774,567	726,620	726,620
Use of Money and Property	1,504	2,975	1,400	1,400
Intergovernmental Revenues	3,596	3,568	3,542	3,542
Charges for Services	0	0	0	0
<b>Total for Revenue</b>	<b>703,199</b>	<b>781,110</b>	<b>731,562</b>	<b>731,562</b>
<b>Expenditures / Appropriations</b>				
Services and Supplies	67,071	89,716	295,000	295,000
Other Charges	50,528	50,528	50,528	50,528
Inter-fund Expense	343,419	427,632	463,110	463,110
<b>Total for Expenditures / Appropriations</b>	<b>461,018</b>	<b>567,876</b>	<b>808,638</b>	<b>808,638</b>
<b>Net Cost</b>	<b>242,181</b>	<b>213,234</b>	<b>(77,076)</b>	<b>(77,076)</b>

**County of Marin**

**Special Districts and Other Agencies - Non Enterprise  
 Financing Sources and Uses by Budget Unit by Object  
 Fiscal Year 2014 - 15**

Detail by Revenue Category and Expenditure Object	2012-13 Actual	2013-14 Estimated	2014-15 Recommended	2014-15 Adopted by the Board of Supervisors
1	2	3	4	5

**23520 Rush Creek Lighting & Landscape**

<b>Revenue</b>				
Use of Money and Property	296	246	254	254
Charges for Services	83,336	84,283	84,285	84,285
<b>Total for Revenue</b>	<b>83,632</b>	<b>84,529</b>	<b>84,539</b>	<b>84,539</b>
<b>Expenditures / Appropriations</b>				
Services and Supplies	41,449	73,047	171,500	171,500
Inter-fund Expense	40,836	37,473	41,486	41,486
<b>Total for Expenditures / Appropriations</b>	<b>82,285</b>	<b>110,520</b>	<b>212,986</b>	<b>212,986</b>
<b>Net Cost</b>	<b>1,346</b>	<b>(25,991)</b>	<b>(128,447)</b>	<b>(128,447)</b>



**County of Marin**

**Special Districts and Other Agencies - Non Enterprise  
 Financing Sources and Uses by Budget Unit by Object  
 Fiscal Year 2014 - 15**

Detail by Revenue Category and Expenditure Object	2012-13 Actual	2013-14 Estimated	2014-15 Recommended	2014-15 Adopted by the Board of Supervisors
1	2	3	4	5

**23710 FCZ #1 Novato**

<b>Revenue</b>				
Taxes	1,703,254	1,888,313	1,720,186	1,720,186
Use of Money and Property	2,701	5,505	1,800	1,800
Intergovernmental Revenues	67,056	46,444	30,000	30,000
Charges for Services	440,737	282,387	276,365	276,365
Miscellaneous	4,604	4,196	0	0
<b>Total for Revenue</b>	<b>2,218,352</b>	<b>2,226,844</b>	<b>2,028,351</b>	<b>2,028,351</b>
<b>Expenditures / Appropriations</b>				
Services and Supplies	1,541,616	414,534	468,476	468,476
Other Charges	2,344	972	0	0
Capital Assets - Equipment & Machines	2,550	0	0	0
Other Financing Uses	8,800	11,052	0	0
Inter-fund Expense	888,235	766,912	1,154,055	1,154,055
<b>Total for Expenditures / Appropriations</b>	<b>2,443,545</b>	<b>1,193,470</b>	<b>1,622,531</b>	<b>1,622,531</b>
<b>Net Cost</b>	<b>(225,193)</b>	<b>1,033,374</b>	<b>405,820</b>	<b>405,820</b>

**County of Marin**

**Special Districts and Other Agencies - Non Enterprise  
 Financing Sources and Uses by Budget Unit by Object  
 Fiscal Year 2014 - 15**

Detail by Revenue Category and Expenditure Object	2012-13 Actual	2013-14 Estimated	2014-15 Recommended	2014-15 Adopted by the Board of Supervisors
1	2	3	4	5

**23720 FCZ #3 Richardson Bay**

<b>Revenue</b>				
Taxes	1,458,063	1,566,180	1,467,168	1,467,168
Use of Money and Property	7,922	8,270	14,984	14,984
Intergovernmental Revenues	9,208	9,098	9,000	9,000
Miscellaneous	408	5,195	900	900
<b>Total for Revenue</b>	<b>1,475,601</b>	<b>1,588,743</b>	<b>1,492,052</b>	<b>1,492,052</b>
<b>Expenditures / Appropriations</b>				
Services and Supplies	319,160	262,527	1,314,428	1,314,428
Capital Assets - Equipment & Machines	2,550	0	0	0
Other Financing Uses	667,832	9,473	0	0
Inter-fund Expense	776,604	725,763	814,298	814,298
<b>Total for Expenditures / Appropriations</b>	<b>1,766,146</b>	<b>997,762</b>	<b>2,128,726</b>	<b>2,128,726</b>
<b>Net Cost</b>	<b>(290,544)</b>	<b>590,981</b>	<b>(636,674)</b>	<b>(636,674)</b>

**County of Marin**

**Special Districts and Other Agencies - Non Enterprise  
 Financing Sources and Uses by Budget Unit by Object  
 Fiscal Year 2014 - 15**

Detail by Revenue Category and Expenditure Object	2012-13 Actual	2013-14 Estimated	2014-15 Recommended	2014-15 Adopted by the Board of Supervisors
1	2	3	4	5

**23730 FCZ #4 Bel Aire**

<b>Revenue</b>				
Taxes	525,059	571,104	535,235	535,235
Use of Money and Property	2,609	2,915	2,000	2,000
Intergovernmental Revenues	3,339	3,298	3,300	3,300
<b>Total for Revenue</b>	<b>531,006</b>	<b>577,316</b>	<b>540,535</b>	<b>540,535</b>
<b>Expenditures / Appropriations</b>				
Services and Supplies	50,245	62,551	199,136	199,136
Capital Assets - Equipment & Machines	2,550	0	0	0
Other Financing Uses	244,740	4,737	0	0
Inter-fund Expense	348,050	281,871	430,207	430,207
<b>Total for Expenditures / Appropriations</b>	<b>645,585</b>	<b>349,159</b>	<b>629,343</b>	<b>629,343</b>
<b>Net Cost</b>	<b>(114,578)</b>	<b>228,157</b>	<b>(88,808)</b>	<b>(88,808)</b>

**County of Marin**

**Special Districts and Other Agencies - Non Enterprise  
 Financing Sources and Uses by Budget Unit by Object  
 Fiscal Year 2014 - 15**

Detail by Revenue Category and Expenditure Object	2012-13 Actual	2013-14 Estimated	2014-15 Recommended	2014-15 Adopted by the Board of Supervisors
1	2	3	4	5

**23740 FCZ #4A Strawberry Circle**

<b>Revenue</b>				
Use of Money and Property	35	23	20	20
Charges for Services	6,104	6,104	6,734	6,734
<b>Total for Revenue</b>	<b>6,139</b>	<b>6,127</b>	<b>6,754</b>	<b>6,754</b>
<b>Expenditures / Appropriations</b>				
Services and Supplies	21,200	1,655	18,000	18,000
<b>Total for Expenditures / Appropriations</b>	<b>21,200</b>	<b>1,655</b>	<b>18,000</b>	<b>18,000</b>
<b>Net Cost</b>	<b>(15,061)</b>	<b>4,472</b>	<b>(11,246)</b>	<b>(11,246)</b>

**County of Marin**

**Special Districts and Other Agencies - Non Enterprise  
 Financing Sources and Uses by Budget Unit by Object  
 Fiscal Year 2014 - 15**

Detail by Revenue Category and Expenditure Object	2012-13 Actual	2013-14 Estimated	2014-15 Recommended	2014-15 Adopted by the Board of Supervisors
1	2	3	4	5

**23750 FCZ #5 Stinson Beach**

<b>Revenue</b>				
Taxes	58,713	66,715	59,278	59,278
Use of Money and Property	289	290	200	200
Intergovernmental Revenues	376	391	375	375
<b>Total for Revenue</b>	<b>59,378</b>	<b>67,396</b>	<b>59,853</b>	<b>59,853</b>
<b>Expenditures / Appropriations</b>				
Services and Supplies	7,598	11,843	28,800	28,800
Other Financing Uses	36,365	5,526	0	0
Inter-fund Expense	45,477	95,778	68,096	68,096
<b>Total for Expenditures / Appropriations</b>	<b>89,440</b>	<b>113,147</b>	<b>96,896</b>	<b>96,896</b>
<b>Net Cost</b>	<b>(30,062)</b>	<b>(45,751)</b>	<b>(37,043)</b>	<b>(37,043)</b>

**County of Marin**

**Special Districts and Other Agencies - Non Enterprise  
 Financing Sources and Uses by Budget Unit by Object  
 Fiscal Year 2014 - 15**

Detail by Revenue Category and Expenditure Object	2012-13 Actual	2013-14 Estimated	2014-15 Recommended	2014-15 Adopted by the Board of Supervisors
1	2	3	4	5

**23760 FCZ #6 San Rafael Meadows**

<b>Revenue</b>				
Taxes	27,815	30,129	28,263	28,263
Use of Money and Property	516	501	400	400
Intergovernmental Revenues	167	163	166	166
<b>Total for Revenue</b>	<b>28,497</b>	<b>30,793</b>	<b>28,829</b>	<b>28,829</b>
<b>Expenditures / Appropriations</b>				
Services and Supplies	6,455	7,936	15,300	15,300
Other Financing Uses	12,500	0	0	0
Inter-fund Expense	7,918	10,916	8,460	8,460
<b>Total for Expenditures / Appropriations</b>	<b>26,873</b>	<b>18,851</b>	<b>23,760</b>	<b>23,760</b>
<b>Net Cost</b>	<b>1,624</b>	<b>11,942</b>	<b>5,069</b>	<b>5,069</b>

**County of Marin**

**Special Districts and Other Agencies - Non Enterprise  
 Financing Sources and Uses by Budget Unit by Object  
 Fiscal Year 2014 - 15**

Detail by Revenue Category and Expenditure Object	2012-13 Actual	2013-14 Estimated	2014-15 Recommended	2014-15 Adopted by the Board of Supervisors
1	2	3	4	5

**23770 FCZ #7 Santa Venetia**

<b>Revenue</b>				
Taxes	373,099	435,867	380,343	380,343
Use of Money and Property	1,192	2,823	0	0
Intergovernmental Revenues	1,164	1,136	1,100	1,100
Miscellaneous	800	410	0	0
Other Financing Sources	50,000	0	0	0
<b>Total for Revenue</b>	<b>426,255</b>	<b>440,235</b>	<b>381,443</b>	<b>381,443</b>
<b>Expenditures / Appropriations</b>				
Services and Supplies	175,622	713,504	159,340	159,340
Capital Assets - Equipment & Machines	2,550	15,917	0	0
Other Financing Uses	83,925	3,947	0	0
Inter-fund Expense	312,219	293,323	218,617	218,617
<b>Total for Expenditures / Appropriations</b>	<b>574,316</b>	<b>1,026,690</b>	<b>377,957</b>	<b>377,957</b>
<b>Net Cost</b>	<b>(148,060)</b>	<b>(586,455)</b>	<b>3,486</b>	<b>3,486</b>

**County of Marin**

**Special Districts and Other Agencies - Non Enterprise  
 Financing Sources and Uses by Budget Unit by Object  
 Fiscal Year 2014 - 15**

Detail by Revenue Category and Expenditure Object	2012-13 Actual	2013-14 Estimated	2014-15 Recommended	2014-15 Adopted by the Board of Supervisors
1	2	3	4	5

**23780 FCZ #9A Ross Valley Corte Madera**

<b>Revenue</b>				
Use of Money and Property	1,483	1,275	0	0
<b>Total for Revenue</b>	<b>1,483</b>	<b>1,275</b>	<b>0</b>	<b>0</b>
<b>Expenditures / Appropriations</b>				
Services and Supplies	0	8	0	0
Inter-fund Expense	14,713	36,571	13,236	13,236
<b>Total for Expenditures / Appropriations</b>	<b>14,713</b>	<b>36,579</b>	<b>13,236</b>	<b>13,236</b>
<b>Net Cost</b>	<b>(13,229)</b>	<b>(35,305)</b>	<b>(13,236)</b>	<b>(13,236)</b>



**County of Marin**

**Special Districts and Other Agencies - Non Enterprise  
 Financing Sources and Uses by Budget Unit by Object  
 Fiscal Year 2014 - 15**

Detail by Revenue Category and Expenditure Object	2012-13 Actual	2013-14 Estimated	2014-15 Recommended	2014-15 Adopted by the Board of Supervisors
1	2	3	4	5

**23781 FCZ #9 Ross Valley**

<b>Revenue</b>				
Taxes	213,006	242,653	218,424	218,424
Use of Money and Property	11,757	10,946	8,540	8,540
Intergovernmental Revenues	1,030	1,031	1,025	1,025
Charges for Services	2,125,857	2,122,755	2,346,478	2,346,478
Miscellaneous	1,000	1,000	0	0
<b>Total for Revenue</b>	<b>2,352,650</b>	<b>2,378,385</b>	<b>2,574,467</b>	<b>2,574,467</b>
<b>Expenditures / Appropriations</b>				
Services and Supplies	132,747	262,841	839,260	839,260
Capital Assets - Equipment & Machines	2,550	0	0	0
Other Financing Uses	2,147,000	42,235	0	0
Inter-fund Expense	565,045	717,031	1,238,618	1,238,618
<b>Total for Expenditures / Appropriations</b>	<b>2,847,341</b>	<b>1,022,107</b>	<b>2,077,878</b>	<b>2,077,878</b>
<b>Net Cost</b>	<b>(494,692)</b>	<b>1,356,278</b>	<b>496,589</b>	<b>496,589</b>

**County of Marin**

**Special Districts and Other Agencies - Non Enterprise  
 Financing Sources and Uses by Budget Unit by Object  
 Fiscal Year 2014 - 15**

Detail by Revenue Category and Expenditure Object	2012-13 Actual	2013-14 Estimated	2014-15 Recommended	2014-15 Adopted by the Board of Supervisors
1	2	3	4	5

**23790 FCZ #10 Inverness**

<b>Revenue</b>				
Use of Money and Property	78	65	60	60
<b>Total for Revenue</b>	<b>78</b>	<b>65</b>	<b>60</b>	<b>60</b>
<b>Expenditures / Appropriations</b>				
Services and Supplies	0	0	6,550	6,550
Inter-fund Expense	2,441	4,113	4,476	4,476
<b>Total for Expenditures / Appropriations</b>	<b>2,441</b>	<b>4,113</b>	<b>11,026</b>	<b>11,026</b>
<b>Net Cost</b>	<b>(2,363)</b>	<b>(4,048)</b>	<b>(10,966)</b>	<b>(10,966)</b>

**County of Marin**

**Special Districts and Other Agencies - Non Enterprise  
 Financing Sources and Uses by Budget Unit by Object  
 Fiscal Year 2014 - 15**

Detail by Revenue Category and Expenditure Object	2012-13 Actual	2013-14 Estimated	2014-15 Recommended	2014-15 Adopted by the Board of Supervisors
1	2	3	4	5

**24010 Bolinas Highlands PRD**

<b>Revenue</b>				
Taxes	6,843	8,230	6,883	6,883
Use of Money and Property	70	73	64	64
Intergovernmental Revenues	44	49	44	44
<b>Total for Revenue</b>	<b>6,957</b>	<b>8,352</b>	<b>6,991</b>	<b>6,991</b>
<b>Expenditures / Appropriations</b>				
Services and Supplies	855	0	37,005	37,005
Inter-fund Expense	313	0	0	0
<b>Total for Expenditures / Appropriations</b>	<b>1,168</b>	<b>0</b>	<b>37,005</b>	<b>37,005</b>
<b>Net Cost</b>	<b>5,789</b>	<b>8,352</b>	<b>(30,014)</b>	<b>(30,014)</b>

**County of Marin**

**Special Districts and Other Agencies - Non Enterprise  
 Financing Sources and Uses by Budget Unit by Object  
 Fiscal Year 2014 - 15**

Detail by Revenue Category and Expenditure Object	2012-13 Actual	2013-14 Estimated	2014-15 Recommended	2014-15 Adopted by the Board of Supervisors
1	2	3	4	5

**24020 Monte Cristo PRD**

<b>Revenue</b>				
Taxes	4,100	4,471	4,113	4,113
Use of Money and Property	90	87	84	84
Intergovernmental Revenues	26	26	26	26
<b>Total for Revenue</b>	<b>4,216</b>	<b>4,584</b>	<b>4,223</b>	<b>4,223</b>
<b>Expenditures / Appropriations</b>				
Services and Supplies	0	0	30,070	30,070
Inter-fund Expense	0	0	5,000	5,000
<b>Total for Expenditures / Appropriations</b>	<b>0</b>	<b>0</b>	<b>35,070</b>	<b>35,070</b>
<b>Net Cost</b>	<b>4,216</b>	<b>4,584</b>	<b>(30,847)</b>	<b>(30,847)</b>

**County of Marin**

**Special Districts and Other Agencies - Non Enterprise  
 Financing Sources and Uses by Budget Unit by Object  
 Fiscal Year 2014 - 15**

Detail by Revenue Category and Expenditure Object	2012-13 Actual	2013-14 Estimated	2014-15 Recommended	2014-15 Adopted by the Board of Supervisors
1	2	3	4	5

**24030 Inverness Div #2 PRD**

<b>Revenue</b>				
Taxes	2,874	3,086	2,892	2,892
Use of Money and Property	39	39	36	36
Intergovernmental Revenues	18	18	18	18
<b>Total for Revenue</b>	<b>2,931</b>	<b>3,144</b>	<b>2,946</b>	<b>2,946</b>
<b>Expenditures / Appropriations</b>				
Services and Supplies	1,911	0	25,050	25,050
<b>Total for Expenditures / Appropriations</b>	<b>1,911</b>	<b>0</b>	<b>25,050</b>	<b>25,050</b>
<b>Net Cost</b>	<b>1,020</b>	<b>3,144</b>	<b>(22,104)</b>	<b>(22,104)</b>

**County of Marin**

**Special Districts and Other Agencies - Non Enterprise  
 Financing Sources and Uses by Budget Unit by Object  
 Fiscal Year 2014 - 15**

Detail by Revenue Category and Expenditure Object	2012-13 Actual	2013-14 Estimated	2014-15 Recommended	2014-15 Adopted by the Board of Supervisors
1	2	3	4	5

**24040 Mt View Ave Lagunitas PRD**

<b>Revenue</b>				
Taxes	1,804	1,917	1,810	1,810
Use of Money and Property	24	16	24	24
Intergovernmental Revenues	12	11	12	12
<b>Total for Revenue</b>	<b>1,840</b>	<b>1,944</b>	<b>1,846</b>	<b>1,846</b>
<b>Expenditures / Appropriations</b>				
Services and Supplies	0	0	10,000	10,000
Inter-fund Expense	0	19,620	4,500	4,500
<b>Total for Expenditures / Appropriations</b>	<b>0</b>	<b>19,620</b>	<b>14,500</b>	<b>14,500</b>
<b>Net Cost</b>	<b>1,840</b>	<b>(17,676)</b>	<b>(12,654)</b>	<b>(12,654)</b>

**County of Marin**

**Special Districts and Other Agencies - Non Enterprise  
 Financing Sources and Uses by Budget Unit by Object  
 Fiscal Year 2014 - 15**

Detail by Revenue Category and Expenditure Object	2012-13 Actual	2013-14 Estimated	2014-15 Recommended	2014-15 Adopted by the Board of Supervisors
1	2	3	4	5

**24050 Paradise Estates PRD**

<b>Revenue</b>				
Taxes	36,092	39,112	36,720	36,720
Use of Money and Property	170	195	84	84
Intergovernmental Revenues	236	234	235	235
Charges for Services	29,463	29,463	32,928	32,928
<b>Total for Revenue</b>	<b>65,961</b>	<b>69,005</b>	<b>69,967</b>	<b>69,967</b>
<b>Expenditures / Appropriations</b>				
Services and Supplies	53,130	40,281	140,000	140,000
Inter-fund Expense	402	431	810	810
<b>Total for Expenditures / Appropriations</b>	<b>53,532</b>	<b>40,712</b>	<b>140,810</b>	<b>140,810</b>
<b>Net Cost</b>	<b>12,429</b>	<b>28,292</b>	<b>(70,843)</b>	<b>(70,843)</b>

**County of Marin**

**Special Districts and Other Agencies - Non Enterprise  
 Financing Sources and Uses by Budget Unit by Object  
 Fiscal Year 2014 - 15**

Detail by Revenue Category and Expenditure Object	2012-13 Actual	2013-14 Estimated	2014-15 Recommended	2014-15 Adopted by the Board of Supervisors
1	2	3	4	5

**24060 Madrone Park Circle PRD**

<b>Revenue</b>				
Use of Money and Property	0	0	0	0
<b>Total for Revenue</b>	0	0	0	0
<b>Net Cost</b>	0	0	0	0



**County of Marin**

**Special Districts and Other Agencies - Non Enterprise  
 Financing Sources and Uses by Budget Unit by Object  
 Fiscal Year 2014 - 15**

Detail by Revenue Category and Expenditure Object	2012-13 Actual	2013-14 Estimated	2014-15 Recommended	2014-15 Adopted by the Board of Supervisors
1	2	3	4	5

**25025 MCStrmwtrPolutPrvPrg**

<b>Revenue</b>				
Use of Money and Property	1,066	816	800	800
Intergovernmental Revenues	-6,698	0	0	0
Charges for Services	359,905	446,476	550,000	550,000
Miscellaneous	12,500	10,425	6,000	6,000
Other Financing Sources	147,399	299,688	0	0
<b>Total for Revenue</b>	<b>514,172</b>	<b>757,405</b>	<b>556,800</b>	<b>556,800</b>
<b>Expenditures / Appropriations</b>				
Services and Supplies	244,926	287,782	315,909	315,909
Other Financing Uses	0	153,468	0	0
Inter-fund Expense	414,734	432,141	508,377	508,377
<b>Total for Expenditures / Appropriations</b>	<b>659,661</b>	<b>873,391</b>	<b>824,286</b>	<b>824,286</b>
<b>Net Cost</b>	<b>(145,489)</b>	<b>(115,986)</b>	<b>(267,486)</b>	<b>(267,486)</b>

**County of Marin**

**Special Districts and Other Agencies - Non Enterprise  
 Financing Sources and Uses by Budget Unit by Object  
 Fiscal Year 2014 - 15**

Detail by Revenue Category and Expenditure Object	2012-13 Actual	2013-14 Estimated	2014-15 Recommended	2014-15 Adopted by the Board of Supervisors
1	2	3	4	5

**34170 Law Library Invest**

<b>Revenue</b>				
Use of Money and Property	36	24	0	0
<b>Total for Revenue</b>	36	24	0	0
<b>Expenditures / Appropriations</b>				
Other Financing Uses	0	17,813	0	0
<b>Total for Expenditures / Appropriations</b>	0	17,813	0	0
<b>Net Cost</b>	36	(17,788)	0	0

**County of Marin**

**Special Districts and Other Agencies - Non Enterprise  
 Financing Sources and Uses by Budget Unit by Object  
 Fiscal Year 2014 - 15**

Detail by Revenue Category and Expenditure Object	2012-13 Actual	2013-14 Estimated	2014-15 Recommended	2014-15 Adopted by the Board of Supervisors
1	2	3	4	5

**70080 IHSS Public Authority Admin**

<b>Revenue</b>				
Use of Money and Property	485	446	0	0
Other Financing Sources	2,033,883	2,092,581	2,171,900	2,171,900
<b>Total for Revenue</b>	<b>2,034,368</b>	<b>2,093,028</b>	<b>2,171,900</b>	<b>2,171,900</b>
<b>Expenditures / Appropriations</b>				
Salaries & Benefits	403,928	418,315	426,000	426,000
Services and Supplies	78,357	92,749	119,512	119,512
Other Charges	1,483,210	1,513,130	1,558,000	1,558,000
Inter-fund Expense	68,388	68,388	68,388	68,388
<b>Total for Expenditures / Appropriations</b>	<b>2,033,883</b>	<b>2,092,581</b>	<b>2,171,900</b>	<b>2,171,900</b>
<b>Net Cost</b>	<b>485</b>	<b>446</b>	<b>0</b>	<b>0</b>

**County of Marin**

**Special Districts and Other Agencies - Non Enterprise  
 Financing Sources and Uses by Budget Unit by Object  
 Fiscal Year 2014 - 15**

Detail by Revenue Category and Expenditure Object	2012-13 Actual	2013-14 Estimated	2014-15 Recommended	2014-15 Adopted by the Board of Supervisors
1	2	3	4	5

**70120 Law Library BP6322.1**

<b>Revenue</b>				
Fines and Forfeitures	204,385	182,611	168,000	168,000
Use of Money and Property	24	37	168	168
Charges for Services	6,060	2,067	2,655	2,655
Miscellaneous	7,007	6,315	7,710	7,710
Other Financing Sources	25,000	21,898	0	0
<b>Total for Revenue</b>	<b>242,476</b>	<b>212,928</b>	<b>178,533</b>	<b>178,533</b>
<b>Expenditures / Appropriations</b>				
Salaries & Benefits	97,732	83,998	81,609	81,609
Services and Supplies	130,701	127,070	91,690	91,690
<b>Total for Expenditures / Appropriations</b>	<b>228,433</b>	<b>211,068</b>	<b>173,299</b>	<b>173,299</b>
<b>Net Cost</b>	<b>14,042</b>	<b>1,860</b>	<b>5,234</b>	<b>5,234</b>

# *Supplemental Information*

---

## DIRECTORY OF MARIN COUNTY OFFICIALS

**BOARD OF SUPERVISORS:** Regular sessions of the Board of Supervisors: Every Tuesday at 9:00 A.M. (holidays excepted).

### ELECTED OFFICIALS

Assessor-Recorder-County Clerk, Civic Center, San Rafael

Richard N. Benson

Board of Supervisors, Civic Center, San Rafael

First District – San Rafael & Las Gallinas Valley

Susan L. Adams

Second District – Ross Valley

Katie Rice

Third District – Southern Marin

Kathrin Sears

Fourth District – San Rafael, Larkspur, Corte Madera, San Geronimo Valley & West Marin

Steve Kinsey

Fifth District – Northern Marin

Judy Arnold

District Attorney, Hall of Justice, San Rafael

Edward S. Berberian

Sheriff-Coroner, 1600 Los Gamos Drive, Suite 200, San Rafael

Robert T. Doyle

### APPOINTED OFFICIALS (by the Board of Supervisors)

Administrator, Civic Center, San Rafael

Matthew H. Hymel

Agricultural Commissioner/Weights & Measures, 1682 Novato Blvd., Novato

Stacy K. Carlsen

Chief Probation Officer, Hall of Justice, San Rafael

Michael Daly

Director of Child Support Services, 88 Rowland Way, Suite 200, Novato

Keith Pepper

County Counsel, Civic Center, San Rafael

Steven M. Woodside

Director of Cultural Services, Marin Center, San Rafael

Gabriella Calicchio

Director of Community Development, Civic Center, San Rafael

Brian Crawford

Director of Finance, Civic Center, San Rafael

Roy Given, CPA

Director of Health & Human Services, 20 N. San Pedro Road, San Rafael

Larry Meredith, Ph.D.

Director of Library Services, Civic Center, San Rafael

Sara Jones

Parks Director and Open Space General Manager, Civic Center, San Rafael

Linda Dahl

Director of Public Works, County Road Commissioner, and County Engineer

Raul M. Rojas

Farm Advisor/U.C. Cooperative Extension, 1682 Novato Blvd., Novato

David Lewis

Fire Chief, 33 Castle Rock Avenue, Woodacre

Jason Weber

Public Defender, Hall of Justice, San Rafael

Jose H. Varela

Registrar of Voters, Hall of Justice, San Rafael

Lynda Roberts

Retirement Administrator, One McInnis Parkway, San Rafael

Jeff Wickman

### APPOINTED OFFICIALS (by the County Administrator)

Director of Human Resources, Civic Center, San Rafael

Joanne Peterson

Chief Information Officer, 371 Bel Marin Keys Blvd., Novato

Charlie Haase

**TRENDS RELATING TO PROPERTY TAXES COUNTY FUNDS ONLY**  
(Countywide Tax Base)

<b>BUDGET REQUIREMENTS</b>		
<u>Fiscal Year</u>	<u>Amount</u>	<u>Percent Change</u>
1996-97	\$218,160,990	3.9%
1997-98	\$228,806,260	4.9%
1998-99	\$258,743,791	13.1%
1999-00	\$266,767,380	3.1%
2000-01	\$277,268,326	3.9%
2001-02	\$309,204,030	11.5%
2002-03	\$321,083,110	3.8%
2003-04	\$323,776,012	0.8%
2004-05	\$340,187,339	5.1%
2005-06	\$374,447,391	10.1%
2006-07	\$384,950,843	2.8%
2007-08	\$429,154,849	11.5%
2008-09	\$435,125,293	1.4%
2009-10	\$452,095,401	3.9%
2010-11	\$457,669,548	1.2%
2011-12	\$503,104,380	9.9%
2012-13	\$517,821,148	2.9%
2013-14	\$543,440,350	4.9%
2014-15	\$580,236,145	6.8%

<b>CURRENT SECURED PROPERTY TAX</b>		
<u>Fiscal Year</u>	<u>Amount</u>	<u>Percent Change</u>
1996-97	\$38,483,634	2.8%
1997-98	\$40,147,979	4.3%
1998-99	\$42,628,091	6.2%
1999-00	\$46,498,838	9.1%
2000-01	\$50,106,592	7.8%
2001-02	\$55,491,968	10.7%
2002-03	\$60,069,631	8.2%
2003-04	\$64,058,933	6.6%
2004-05	\$68,627,502	7.1%
2005-06	\$74,659,048	8.8%
2006-07	\$81,883,850	9.7%
2007-08	\$86,887,914	6.1%
2008-09	\$91,232,310	5.0%
2009-10	\$92,323,563	1.2%
2010-11	\$91,498,993	-0.9%
2011-12	\$92,208,016	0.8%
2012-13	\$93,184,174	1.1%
2013-14	\$96,896,989	4.0%
2014-15	\$96,896,989	0.0%

2014-15 current secured property tax estimated due to publishing deadline

<b>POPULATION LESS EXCLUSIONS</b>		
<u>Fiscal Year</u>	<u>Amount</u>	<u>Percent Change</u>
1996-97	242,188	1.1%
1997-98	245,929	1.5%
1998-99	240,930	-2.0%
1999-00	240,000	-0.4%
2000-01	242,500	1.0%
2001-02	243,954	0.6%
2002-03	243,439	-0.2%
2003-04	243,689	0.1%
2004-05	249,230	2.3%
2005-06	245,772	-1.4%
2006-07	246,930	0.5%
2007-08	250,717	1.5%
2008-09	252,146	0.6%
2009-10	253,287	0.5%
2010-11	255,630	0.9%
2011-12	249,065	-2.6%
2012-13	250,024	0.4%
2013-14	249,652	-0.1%
2014-15	251,401	0.7%

<b>TAX RATE PER \$100.00</b>		
<u>Fiscal Year</u>	<u>AB 8 Factor</u>	
1996-97	1.0000000	0.1705
1997-98	1.0000000	0.1697
1998-99	1.0000000	0.1698
1999-00	1.0000000	0.1679
2000-01	1.0000000	0.1681
2001-02	1.0000000	0.1686
2002-03	1.0000000	0.1680
2003-04	1.0000000	0.1690
2004-05	1.0000000	0.1686
2005-06	1.0000000	0.1687
2006-07	1.0000000	0.1685
2007-08	1.0000000	0.1688
2008-09	1.0000000	0.1688
2009-10	1.0000000	0.1685
2010-11	1.0000000	0.1692
2011-12	1.0000000	0.1693
2012-13	1.0000000	0.1696
2013-14	1.0000000	0.1697
2014-15	1.0000000	0.1697

2014-15 AB 8 Factor estimated due to publishing deadline

<b>ASSESSED VALUATION</b>		
<u>Fiscal Year</u>	<u>Amount</u>	<u>Percent Change</u>
1996-97	\$23,880,841,201	3.1%
1997-98	\$25,036,883,209	4.8%
1998-99	\$25,981,528,847	3.8%
1999-00	\$28,188,584,644	8.5%
2000-01	\$30,994,856,143	10.0%
2001-02	\$34,055,700,615	9.9%
2002-03	\$36,476,176,552	7.1%
2003-04	\$39,042,371,722	7.0%
2004-05	\$41,753,312,966	6.9%
2005-06	\$45,413,174,174	8.8%
2006-07	\$49,262,013,740	8.5%
2007-08	\$52,553,946,565	6.7%
2008-09	\$55,560,013,363	5.7%
2009-10	\$56,084,739,167	0.9%
2010-11	\$55,379,207,012	-1.3%
2011-12	\$55,768,316,854	0.7%
2012-13	\$56,237,453,658	0.8%
2013-14	\$58,405,109,043	3.9%
2014-15	\$61,835,112,038	5.9%

<b>PER CAPITA</b>		
	<u>Taxes</u>	<u>Budget</u>
1996-97	\$161.02	\$912.81
1997-98	\$163.25	\$930.38
1998-99	\$173.99	\$1,056.09
1999-00	\$193.75	\$1,111.53
2000-01	\$206.63	\$1,143.37
2001-02	\$227.47	\$1,267.47
2002-03	\$246.75	\$1,318.95
2003-04	\$262.87	\$1,328.64
2004-05	\$275.36	\$1,364.95
2005-06	\$303.77	\$1,523.56
2006-07	\$331.61	\$1,558.95
2007-08	\$346.56	\$1,711.71
2008-09	\$361.82	\$1,725.69
2009-10	\$364.50	\$1,784.91
2010-11	\$357.94	\$1,790.36
2011-12	\$370.22	\$1,790.36
2012-13	\$372.70	\$2,019.97
2013-14	\$373.26	\$2,176.79
2014-15	\$385.43	\$2,308.01

Class #	Job Title	FY 2012-13 Final	FY 2013-14 Final	FY 2014-15 Proposed	FY 2014-15 Change	FY 2015-16 Planned	FY 2015-16 Change
<b>AGRICULTURE, WEIGHTS &amp; MEASURES</b>							
3190000	ADMINISTRATIVE SERVICES ASSOCIATE	1.00	1.00	1.00	-	1.00	-
2410000	AGRICULTURE/WEIGHTS & MEASURES DIRECTOR	1.00	1.00	1.00	-	1.00	-
8260000	AG/WEIGHTS & MEASURES INSPECTOR I	1.00	1.00	1.00	-	1.00	-
8270000	AG/WEIGHTS & MEASURES INSPECTOR II	1.00	1.00	1.00	-	1.00	-
8280000	AG/WEIGHTS & MEASURES INSPECTOR III	6.00	6.00	6.00	-	6.00	-
2400000	DEPUTY AGRICULTURAL COMM/DEPUTY DIR W&M	1.00	1.00	1.00	-	1.00	-
13410000	OFFICE ASSISTANT III	1.00	1.00	1.00	-	1.00	-
8290000	SUPERVISING AGRICULTURAL/W&M INSPECTOR	1.00	1.00	1.00	-	1.00	-
<b>AGRICULTURE, WEIGHTS &amp; MEASURES TOTAL FTE</b>		<b>13.00</b>	<b>13.00</b>	<b>13.00</b>	<b>-</b>	<b>13.00</b>	<b>-</b>
<b>ASSESSOR-RECORDER-COUNTY CLERK</b>							
3420000	ADMINISTRATIVE SERVICES ASSOCIATE ASSESS	1.00	1.00	1.00	-	1.00	-
3580000	APPRAISER II	16.00	18.00	18.00	-	18.00	-
3570000	APPRAISER III	4.00	4.00	4.00	-	4.00	-
3450000	ASSESSMENT RECORDING SUPERVISOR	5.00	5.00	5.00	-	5.00	-
3440000	ASSESSMENT/RECORD TECHNICIAN II	18.00	18.00	18.00	-	18.00	-
1040000	ASSESSOR-RECORDER-COUNTY CLERK	1.00	1.00	1.00	-	1.00	-
1050000	ASSISTANT ASSESSOR-RECORDER-COUNTY CLERK	1.00	1.00	1.00	-	1.00	-
1060000	ASSISTANT ASSESSOR-VALUATION	1.00	1.00	1.00	-	1.00	-
3600000	AUDITOR APPRAISER II	4.00	4.00	4.00	-	4.00	-
6190000	CADASTRAL MAPPING TECHNICAN	2.00	2.00	2.00	-	2.00	-
1120000	CHIEF DEPUTY RECORDER	1.00	1.00	1.00	-	1.00	-
1190000	CHIEF OF ADMIN SERVICES	1.00	1.00	1.00	-	1.00	-
3470000	CHIEF OF ASSESSMENT STANDARDS	1.00	1.00	1.00	-	1.00	-
3490000	CHIEF OF ASSESSMENT SYSTEMS	1.00	1.00	1.00	-	1.00	-
9180000	DEPT TECHNOLOGY & SUPPORT SPECIALIST	1.00	1.00	1.00	-	1.00	-
14310000	DEPUTY COUNTY CLERK II	1.00	1.00	1.00	-	1.00	-
3640000	PRINCIPAL APPRAISER	3.00	3.00	3.00	-	3.00	-
3510000	PRINCIPAL AUDITOR APPRAISER	1.00	1.00	1.00	-	1.00	-
3460000	SENIOR ASSESSMENT/RECORDING TECHNICIAN	6.00	6.00	6.00	-	6.00	-
3530000	SENIOR AUDITOR-APPRAISER	1.00	1.00	1.00	-	1.00	-
14320000	SENIOR DEPUTY COUNTY CLERK	1.00	1.00	1.00	-	1.00	-
13390000	SENIOR SECRETARY	1.00	1.00	1.00	-	1.00	-
6270000	SUPERVISING CADASTRAL MAPPING TECHNICIAN	1.00	1.00	1.00	-	1.00	-
2830000	SUPV TECHNOLOGY SYSTEMS SPECIALIST	1.00	1.00	1.00	-	1.00	-
2790000	TECHNOLOGY SYSTEMS SPECIALIST II	1.00	1.00	1.00	-	1.00	-
<b>ASSESSOR-RECORDER-COUNTY CLERK TOTAL FTE</b>		<b>75.00</b>	<b>77.00</b>	<b>77.00</b>	<b>-</b>	<b>77.00</b>	<b>-</b>
<b>BOARD OF SUPERVISORS</b>							
15220000	ASSISTANT CLERK TO BOARD OF SUPERVISORS	1.00	1.00	1.00	-	1.00	-
15230000	BOARD AIDE	10.00	10.00	10.00	-	10.00	-
1510000	BOARD OF SUPERVISORS DISTRICT 1	1.00	1.00	1.00	-	1.00	-
1520000	BOARD OF SUPERVISORS DISTRICT 2	1.00	1.00	1.00	-	1.00	-
1530000	BOARD OF SUPERVISORS DISTRICT 3	1.00	1.00	1.00	-	1.00	-
1540000	BOARD OF SUPERVISORS DISTRICT 4	1.00	1.00	1.00	-	1.00	-
1550000	BOARD OF SUPERVISORS DISTRICT 5	1.00	1.00	1.00	-	1.00	-
15200000	DEPUTY CLERK TO BOARD OF SUPERVISORS II	1.00	1.00	1.00	-	1.00	-
15210000	DEPUTY CLERK TO BOARD OF SUPERVISORS III	4.00	4.00	4.00	-	4.00	-
<b>BOARD OF SUPERVISORS TOTAL FTE</b>		<b>21.00</b>	<b>21.00</b>	<b>21.00</b>	<b>-</b>	<b>21.00</b>	<b>-</b>



Class #	Job Title	FY 2012-13 Final	FY 2013-14 Final	FY 2014-15 Proposed	FY 2014-15 Change	FY 2015-16 Planned	FY 2015-16 Change
<b>CHILD SUPPORT SERVICES</b>							
13910000	ACCOUNTING ASSISTANT	2.00	2.00	2.00	-	2.00	-
3190000	ADMINISTRATIVE SERVICES ASSOCIATE	1.00	1.00	1.00	-	1.00	-
3090000	ADMINISTRATIVE SERVICES OFFICER	1.00	1.00	1.00	-	1.00	-
1160000	ASSISTANT DIRECTOR CHILD SUPPORT SVC	1.00	1.00	1.00	-	1.00	-
13540000	CHILD SUPPORT OFFICER II	4.00	4.00	4.00	-	4.00	-
13320000	CHILD SUPPORT OFFICER II-BILINGUAL	2.00	2.00	2.00	-	2.00	-
3320000	COLLECTIONS MANAGER	1.00	1.00	1.00	-	1.00	-
3300000	COLLECTIONS OFFICER I	4.00	4.00	4.00	-	4.00	-
25530000	DEPUTY CHILD SUPPORT ATTORNEY III	2.00	2.00	2.00	-	2.00	-
1150000	DIRECTOR CHILD SUPPORT SERVICES	1.00	1.00	1.00	-	1.00	-
14150000	LEGAL PROCESS ASSISTANT II	2.00	2.00	2.00	-	2.00	-
14170000	LEGAL PROCESS SPECIALIST	2.00	2.00	2.00	-	2.00	-
16900000	LEGAL RESEARCH ASSISTANT	1.00	1.00	1.00	-	1.00	-
13900000	OFFICE ASSISTANT II	1.00	1.00	1.00	-	1.00	-
13670000	OFFICE ASSISTANT III	1.00	1.00	1.00	-	1.00	-
13410000	SENIOR CHILD SUPPORT OFFICER	4.00	4.00	4.00	-	4.00	-
2830000	SUPV TECHNOLOGY SYSTEMS SPECIALIST	1.00	1.00	1.00	-	1.00	-
2790000	TECHNOLOGY SYSTEMS SPECIALIST II	1.00	0.62	0.62	-	0.62	-
<b>CHILD SUPPORT SERVICES TOTAL FTE</b>		<b>32.00</b>	<b>31.62</b>	<b>31.62</b>	<b>-</b>	<b>31.62</b>	<b>-</b>
<b>COMMUNITY DEVELOPMENT AGENCY</b>							
3710000	ACCOUNTANT I	0.50	0.50	0.50	-	0.50	-
3190000	ADMINISTRATIVE SERVICES ASSOCIATE	4.00	4.00	4.00	-	4.00	-
6260000	ASSISTANT DIRECTOR COMMUNITY DEVELOPMENT	1.00	1.00	1.00	-	1.00	-
1140000	ASSOCIATE CIVIL ENGINEER	2.00	2.00	2.00	-	2.00	-
8100000	BUILDING INSPECTION SERVICES SUPERVISOR	1.00	1.00	1.00	-	1.00	-
8140000	BUILDING INSPECTOR II	3.00	3.00	3.00	-	3.00	-
1570000	BUILDING PERMIT TECHNICIAN II	2.00	2.00	2.00	-	2.00	-
6050000	BUILDING PLANS EXAMINER	2.00	2.00	2.00	-	2.00	-
1190000	CHIEF OF ADMIN SERVICES	1.00	1.00	1.00	-	1.00	-
6810000	CODE ENFORCEMENT SPECIALIST	3.00	3.00	3.00	-	3.00	-
1600000	COMMUNITY DEVELOPMENT TECHNICIAN II	1.00	1.00	1.00	-	1.00	-
6030000	DEPUTY DIRECTOR BUILDING INSP & SAFETY	1.00	1.00	1.00	-	1.00	-
8200000	DEPUTY DIRECTOR ENVIRONMENTAL HEALTH SVC	1.00	1.00	1.00	-	1.00	-
6000000	DIRECTOR OF COMMUNITY DEVELOPMENT	1.00	1.00	1.00	-	1.00	-
8060000	ENVIRONMENTAL HEALTH PERMIT TECH II	3.00	3.00	3.00	-	3.00	-
8070000	ENVIRONMENTAL HEALTH SPECIALIST II	7.00	7.00	7.00	-	7.00	-
2860000	ENVIRONMENTAL HEALTH SVCS PROJECT MGR	1.00	1.00	1.00	-	1.00	-
1290000	GEOGRAPHIC INFO SYSTEMS ANALYST II	2.00	2.00	2.00	-	2.00	-
6130000	GEOGRAPHIC INFORMATION SYSTEMS MANAGER	1.00	1.00	1.00	-	1.00	-
1300000	HARBOR ADMINISTRATOR	1.00	1.00	1.00	-	1.00	-
6080000	OFFICE ASSISTANT III	3.00	3.00	3.00	-	3.00	-
6800000	PLANNER	10.00	10.00	10.00	-	10.00	-
6060000	PLANNING AIDE	2.00	2.00	2.00	-	2.00	-
6870000	PLANNING MANAGER	4.00	4.00	4.00	-	4.00	-
13250000	PRINCIPAL PLANNER	2.00	2.00	2.00	-	2.00	-
1580000	SECRETARY	2.00	2.00	2.00	-	2.00	-
13410000	SENIOR BUILDING PERMIT TECHNICIAN	1.00	1.00	1.00	-	1.00	-
6820000	SENIOR CODE ENFORCEMENT SPECIALIST	1.00	1.00	1.00	-	1.00	-
8040000	SENIOR ENVIRONMENTAL HEALTH SPECIALIST	7.90	8.00	8.00	-	8.00	-
2730000	SENIOR PLANNER	5.00	5.00	5.00	-	5.00	-
6070000	SENIOR SECRETARY	1.00	1.00	1.00	-	1.00	-
13390000	SR GEOGRAPHIC INFO SYSTEMS ANALYST	1.00	1.00	1.00	-	1.00	-
8030000	SUPERVISING ENVIRONMENTAL HEALTH SPECIAL	3.00	3.00	3.00	-	3.00	-
<b>COMMUNITY DEVELOPMENT AGENCY TOTAL FTE</b>		<b>81.40</b>	<b>81.50</b>	<b>81.50</b>	<b>-</b>	<b>81.50</b>	<b>-</b>

Class #	Job Title	FY 2012-13 Final	FY 2013-14 Final	FY 2014-15 Proposed	FY 2014-15 Change	FY 2015-16 Planned	FY 2015-16 Change
<b>COUNTY ADMINISTRATOR'S OFFICE</b>							
3000000	ADMINISTRATIVE ANALYST III	4.00	4.00	4.00	-	4.00	-
15020000	ADMIN SERVICES ASSOC CONF	1.00	1.00	1.00	-	1.00	-
3130000	ADMINISTRATIVE SERVICES MANAGER	1.00	1.00	1.00	-	1.00	-
2060000	BUDGET MANAGER	1.00	1.00	1.00	-	1.00	-
6390000	CAPITAL PLANNING & PROJECT MANAGER	1.00	1.00	1.00	-	1.00	-
2030000	CHIEF ASSISTANT COUNTY ADMINISTRATOR	1.00	1.00	1.00	-	1.00	-
2010000	COUNTY ADMINISTRATOR	1.00	1.00	1.00	-	1.00	-
2050000	DEPUTY COUNTY ADMINISTRATOR	1.00	1.00	1.00	-	1.00	-
15020000	EXECUTIVE SECRETARY	-	1.00	1.00	-	1.00	-
2000000	FACILITIES PLANNING & DEVELOPMENT MGR	1.00	1.00	1.00	-	1.00	-
2980000	RISK MANAGER	1.00	1.00	1.00	-	1.00	-
3350000	SAFETY OFFICER	1.00	1.00	1.00	-	1.00	-
13390000	SENIOR SECRETARY	2.00	1.00	1.00	-	1.00	-
3370000	WORKER'S COMPENSATION ANALYST	1.00	1.00	1.00	-	1.00	-
<b>COUNTY ADMINISTRATOR'S OFFICE TOTAL FTE</b>		<b>17.00</b>	<b>17.00</b>	<b>17.00</b>	<b>-</b>	<b>17.00</b>	<b>-</b>
<b>COUNTY COUNSEL</b>							
2070000	ADMINISTRATIVE ASSISTANT TO COUNTY COUNS	1.00	1.00	1.00	-	1.00	-
15010000	ADMINISTRATIVE SECRETARY - LEGAL	1.00	1.00	1.00	-	1.00	-
13660000	ADMINISTRATIVE SERVICES SPECIALIST-CONF	1.00	1.00	1.00	-	1.00	-
2100000	ASSISTANT COUNTY COUNSEL	1.00	1.00	1.00	-	1.00	-
5100000	COUNTY COUNSEL	1.00	1.00	1.00	-	1.00	-
2080000	COUNTY COUNSEL III	8.80	6.00	6.00	-	6.00	-
25430000	COUNTY COUNSEL IV	2.90	5.90	5.90	-	5.90	-
25440000	COUNTY COUNSEL LEGAL RESEARCH ASSISTANT	0.50	-	-	-	-	-
15250000	LEGAL SECRETARY II-CONFIDENTIAL	4.00	4.00	4.00	-	4.00	-
13570000	PROBATE SPECIALIST	1.00	2.00	2.00	-	2.00	-
<b>COUNTY COUNSEL TOTAL FTE</b>		<b>22.20</b>	<b>22.90</b>	<b>22.90</b>	<b>-</b>	<b>22.90</b>	<b>-</b>
<b>CULTURAL SERVICES</b>							
13910000	ACCOUNTING ASSISTANT	0.50	0.50	0.50	-	0.50	-
3190000	ADMINISTRATIVE SERVICES ASSOCIATE	1.00	1.00	1.00	-	1.00	-
12550000	BOX OFFICE ASSISTANT	1.00	1.00	1.00	-	1.00	-
12560000	BOX OFFICE COORDINATOR	1.00	1.00	1.00	-	1.00	-
11380000	BOX OFFICE SUPERVISOR	1.00	1.00	1.00	-	1.00	-
2320000	BUILDING MAINTENANCE WORKER III	1.00	1.00	1.00	-	1.00	-
2310000	CULTURAL & VISITOR SERVICES TECH COORDIN	1.00	1.00	1.00	-	1.00	-
12470000	DEPUTY DIRECTOR CULTURAL & VISITOR SVCS	1.00	2.00	2.00	-	2.00	-
12480000	DIRECTOR-CULTURAL & VISITORS' SERVICES	1.00	1.00	1.00	-	1.00	-
11320000	EVENTS COORDINATOR	1.00	1.00	1.00	-	1.00	-
11490000	EXHIBITS COORDINATOR	1.00	1.00	1.00	-	1.00	-
12370000	MARIN CENTER UTILITY WORKER	2.00	2.00	2.00	-	2.00	-
12490000	SECRETARY	1.00	1.00	1.00	-	1.00	-
13390000	SENIOR EVENTS COORDINATOR	1.00	1.00	1.00	-	1.00	-
11990000	SENIOR SECRETARY	1.00	1.00	1.00	-	1.00	-
<b>CULTURAL SERVICES TOTAL FTE</b>		<b>15.50</b>	<b>16.50</b>	<b>16.50</b>	<b>-</b>	<b>16.50</b>	<b>-</b>

Class #	Job Title	FY 2012-13 Final	FY 2013-14 Final	FY 2014-15 Proposed	FY 2014-15 Change	FY 2015-16 Planned	FY 2015-16 Change
<b>DEPARTMENT OF FINANCE</b>							
3700000	ACCOUNTANT II	9.00	9.00	9.00	-	9.00	-
13910000	ACCOUNTING ASSISTANT	4.00	3.00	3.00	-	3.00	-
3150000	ACCOUNTING SYSTEMS COORDINATOR	1.00	1.00	1.00	-	1.00	-
14040000	ACCOUNTING TECHNICIAN	1.00	3.00	3.00	-	3.00	-
3190000	ADMINISTRATIVE SERVICES ASSOCIATE	1.00	1.00	1.00	-	1.00	-
3130000	ADMINISTRATIVE SERVICES MANAGER	1.00	1.00	1.00	-	1.00	-
3180000	ADMINISTRATIVE SERVICES TECHNICIAN	-	1.00	1.00	-	1.00	-
3620000	ASSISTANT DIRECTOR OF FINANCE	1.00	1.00	1.00	-	1.00	-
3720000	AUDIT MANAGER	1.00	1.00	1.00	-	1.00	-
3750000	AUDITOR II	2.00	2.00	2.00	-	2.00	-
5260000	CHIEF DEPUTY PUBLIC ADMINISTRATOR	1.00	1.00	1.00	-	1.00	-
3320000	COLLECTIONS MANAGER	1.00	1.00	1.00	-	1.00	-
3300000	COLLECTIONS OFFICER I	2.00	2.00	2.00	-	2.00	-
3630002	DEPARTMENT OF FINANCE DIVISION CHIEF	3.00	3.00	3.00	-	3.00	-
5160000	DEPUTY PUBLIC ADMINISTRATOR II	2.00	2.00	2.00	-	2.00	-
1250000	DIRECTOR OF FINANCE	1.00	1.00	1.00	-	1.00	-
15020000	EXECUTIVE SECRETARY	1.00	1.00	1.00	-	1.00	-
3810000	FINANCE SERVICES SUPERVISOR	2.00	3.00	3.00	-	3.00	-
14900000	INVESTMENT-CASH MANAGEMENT OFFICER	1.00	1.00	1.00	-	1.00	-
13650000	OFFICE SPECIALIST	1.00	-	-	-	-	-
3650000	PAYROLL ACCOUNTING TECHNICIAN	1.00	1.00	1.00	-	1.00	-
3730000	SENIOR ACCOUNTANT	7.00	9.00	9.00	-	9.00	-
13900000	SENIOR ACCOUNTING ASSISTANT	7.00	6.00	6.00	-	6.00	-
3680000	SENIOR AUDITOR	1.00	1.00	1.00	-	1.00	-
3670000	SENIOR PAYROLL ACCOUNTING TECHNICIAN	2.00	3.00	3.00	-	2.78	(0.22)
<b>DEPARTMENT OF FINANCE TOTAL FTE</b>		<b>54.00</b>	<b>58.00</b>	<b>58.00</b>	<b>-</b>	<b>57.78</b>	<b>(0.22)</b>
<b>DISTRICT ATTORNEY</b>							
13910041	ACCOUNTING ASSISTANT	1.00	1.00	1.00	-	1.00	-
15010000	ADMINISTRATIVE SECRETARY - LEGAL	1.00	1.00	1.00	-	1.00	-
3190000	ADMINISTRATIVE SERVICES ASSOCIATE	2.00	2.00	2.00	-	2.00	-
3180000	ADMINISTRATIVE SERVICES TECHNICIAN	1.00	1.00	1.00	-	1.00	-
1210000	ASSISTANT DISTRICT ATTORNEY	1.00	1.00	1.00	-	1.00	-
5200000	CHIEF DEPUTY DISTRICT ATTORNEY	1.00	1.00	1.00	-	1.00	-
5170000	CHIEF DISTRICT ATTORNEY INSPECTOR	1.00	1.00	1.00	-	1.00	-
12740000	CONSUMER SERVICES COORDINATOR	1.00	1.00	1.00	-	1.00	-
25210000	DEPUTY DISTRICT ATTORNEY I	-	1.00	1.00	-	1.00	-
25220000	DEPUTY DISTRICT ATTORNEY II	4.00	4.00	4.00	-	4.00	-
25230000	DEPUTY DISTRICT ATTORNEY III	12.75	14.00	14.00	-	14.00	-
25240000	DEPUTY DISTRICT ATTORNEY IV	11.00	10.00	10.00	-	10.00	-
1200000	DISTRICT ATTORNEY	1.00	1.00	1.00	-	1.00	-
1220000	DISTRICT ATTORNEY ADMINISTRATOR	1.00	1.00	1.00	-	1.00	-
5180000	DISTRICT ATTORNEY INSPECTOR	5.75	5.00	5.00	-	5.00	-
14150000	LEGAL PROCESS ASSISTANT II	5.00	4.00	4.00	-	4.00	-
14170000	LEGAL PROCESS SPECIALIST	10.00	10.00	10.00	-	10.00	-
13680000	LEGAL PROCESS SUPERVISOR	2.00	2.00	2.00	-	2.00	-
16900000	LEGAL RESEARCH ASSISTANT	1.00	1.00	1.00	-	1.00	-
13340000	LEGAL SECRETARY I	1.00	1.00	1.00	-	1.00	-
13360000	LEGAL SECRETARY II	4.00	4.00	4.00	-	4.00	-
12720000	MEDIATION CASE DEVELOPER-BI	1.00	1.00	1.00	-	1.00	-
5210000	SUPERVISING DISTRICT ATTORNEY INSPECTOR	1.00	1.00	1.00	-	1.00	-
2840000	TECHNOLOGY SYSTEMS COORDINATOR	1.00	1.00	1.00	-	1.00	-
2820000	TECHNOLOGY SYSTEMS SPECIALIST III	2.00	2.00	2.00	-	2.00	-
1215000	VICTIM WITNESS PROGRAM SUPERVISOR	1.00	1.00	1.00	-	1.00	-
12210000	VICTIM/WITNESS ADVOCATE	4.00	4.00	4.00	-	4.00	-
12200000	VICTIM/WITNESS ADVOCATE BILINGUAL	2.00	2.00	2.00	-	2.00	-
<b>DISTRICT ATTORNEY TOTAL FTE</b>		<b>79.50</b>	<b>79.00</b>	<b>79.00</b>	<b>-</b>	<b>79.00</b>	<b>-</b>

Class #	Job Title	FY 2012-13 Final	FY 2013-14 Final	FY 2014-15 Proposed	FY 2014-15 Change	FY 2015-16 Planned	FY 2015-16 Change
<b>ELECTIONS</b>							
3190000	ADMINISTRATIVE SERVICES ASSOCIATE	1.00	1.00	1.00	-	1.00	-
1330000	ASSISTANT REGISTRAR OF VOTERS	1.00	1.00	1.00	-	1.00	-
13230000	ELECTIONS TECHNICIAN II	4.00	4.00	4.00	-	4.00	-
13190000	ELECTIONS TECHNICIAN III	2.00	2.00	2.00	-	2.00	-
1380000	REGISTRAR OF VOTERS	1.00	1.00	1.00	-	1.00	-
2790000	TECHNOLOGY SYSTEMS SPECIALIST II	1.00	1.00	1.00	-	1.00	-
<b>ELECTIONS TOTAL FTE</b>		<b>10.00</b>	<b>10.00</b>	<b>10.00</b>	<b>-</b>	<b>10.00</b>	<b>-</b>
<b>FARM ADVISOR</b>							
3180000	ADMINISTRATIVE SERVICES TECHNICIAN	1.00	1.00	1.00	-	1.00	-
13410000	OFFICE ASSISTANT III	0.75	0.75	0.75	-	0.75	-
<b>FARM ADVISOR TOTAL FTE</b>		<b>1.75</b>	<b>1.75</b>	<b>1.75</b>	<b>-</b>	<b>1.75</b>	<b>-</b>
<b>FIRE</b>							
14040000	ACCOUNTING TECHNICIAN	1.00	1.00	1.00	-	1.00	-
3090000	ADMINISTRATIVE SERVICES OFFICER	1.00	1.00	1.00	-	1.00	-
2250000	DEPUTY FIRE CHIEF	1.00	1.00	1.00	-	1.00	-
3920000	FIRE CAPTAIN	12.00	12.00	12.00	-	12.00	-
7360000	FIRE CAPTAIN-SPECIALIST	1.00	1.00	1.00	-	1.00	-
2210000	FIRE CHIEF	1.00	1.00	1.00	-	1.00	-
7270000	FIRE DISPATCHER	3.00	3.00	3.00	-	3.00	-
7400000	FIRE EMERGENCY MEDICAL OFFICER	1.00	1.00	1.00	-	1.00	-
7370000	FIRE ENGINEER	14.00	14.00	14.00	-	14.00	-
7350000	FIRE ENGINEER PARAMEDIC	22.00	22.00	22.00	-	22.00	-
7330000	FIRE FIGHTER	6.00	6.00	6.00	-	6.00	-
7390000	FIRE FIGHTER PARAMEDIC	9.00	9.00	9.00	-	9.00	-
7310000	FIRE HEAVY EQUIPMENT OPERATOR	3.00	3.00	3.00	-	3.00	-
2190000	FIRE MARSHAL	1.00	1.00	1.00	-	1.00	-
2230000	FIRE OPERATIONS BATTALION CHIEF	3.00	3.00	3.00	-	3.00	-
7410000	FORESTER	1.00	1.00	1.00	-	1.00	-
13410000	OFFICE ASSISTANT III	0.14	0.14	0.14	-	0.14	-
7280000	SENIOR FIRE CAPTAIN	6.00	6.00	6.00	-	6.00	-
<b>FIRE TOTAL FTE</b>		<b>86.14</b>	<b>86.14</b>	<b>86.14</b>	<b>-</b>	<b>86.14</b>	<b>-</b>
<b>HEALTH &amp; HUMAN SERVICES</b>							
3700000	ACCOUNTANT II	5.00	5.00	5.00	-	5.00	-
13910000	ACCOUNTING ASSISTANT	5.50	5.75	5.75	-	5.75	-
14040000	ACCOUNTING TECHNICIAN	3.00	3.00	3.00	-	3.00	-
3190000	ADMINISTRATIVE SERVICES ASSOCIATE	11.00	14.00	14.00	-	14.00	-
3090000	ADMINISTRATIVE SERVICES OFFICER	2.00	1.00	1.00	-	1.00	-
3180000	ADMINISTRATIVE SERVICES TECHNICIAN	8.00	11.00	11.00	-	11.00	-
9450000	ASSISTANT CHIEF CHILD HEALTH SERVICES	1.00	1.00	1.00	-	1.00	-
14060000	ASSISTANT CHIEF FISCAL OFFICER-H&HS	3.00	3.00	3.00	-	3.00	-
2370000	ASST DIRECTOR H&HS	1.00	2.00	2.00	-	2.00	-
2360000	CHIEF ASSISTANT DIRECTOR H&HS	1.00	1.00	1.00	-	1.00	-
14000000	CHIEF FISCAL OFFICER-H&HS	1.00	1.00	1.00	-	1.00	-
13820000	CHIEF INVESTIGATOR SPECIAL INVEST UNIT	1.00	1.00	1.00	-	1.00	-
2690000	CHIEF OF ALCOHOL DRUG & TOBACCO	1.00	1.00	1.00	-	1.00	-
10160000	CHIEF THERAPIST	1.00	1.00	1.00	-	1.00	-
12430000	CHILD WELFARE WORKER II	13.90	14.90	14.90	-	14.90	-
12460000	CHILD WELFARE WORKER II BILINGUAL	10.00	11.00	11.00	-	11.00	-
10750000	CLINIC PHYSICIAN	0.66	0.66	0.66	-	0.66	-
10740000	CLINIC PHYSICIAN-BILINGUAL	0.50	0.50	0.50	-	0.50	-
10100000	CLINIC REGISTERED NURSE II	1.75	1.50	1.50	-	1.50	-
10830000	CLINICAL PSYCHOLOGIST II	0.53	1.00	1.00	-	1.00	-
10880000	CLINICAL PSYCHOLOGIST II BILINGUAL	1.75	1.00	1.00	-	1.00	-
3300000	COLLECTIONS OFFICER I	1.00	1.00	1.00	-	1.00	-
2420000	COUNTY PUBLIC HEALTH OFFICER	1.00	1.00	1.00	-	1.00	-
14880000	CRISIS SPECIALIST	1.00	1.00	1.00	-	1.00	-
14850000	CRISIS SPECIALIST III	3.50	3.50	3.50	-	3.50	-
10780000	DENTAL HYGIENIST	1.00	1.00	1.00	-	1.00	-
10770000	DENTIST	2.40	2.20	2.20	-	2.20	-
9180000	DEPT TECHNOLOGY & SUPPORT SPECIALIST	1.00	1.00	1.00	-	1.00	-
12900000	DEPUTY DIRECTOR OF HEALTH AND HUMAN SERVICES	1.00	1.00	1.00	-	1.00	-
12750000	DEPUTY PUBLIC GUARDIAN/CONSERVATOR/INV	6.80	6.80	6.80	-	6.80	-

Class #	Job Title	FY 2012-13 Final	FY 2013-14 Final	FY 2014-15 Proposed	FY 2014-15 Change	FY 2015-16 Planned	FY 2015-16 Change
2280000	DEPUTY PUBLIC HEALTH OFFICER	0.50	0.50	0.50	-	0.50	-
14720000	DETENTION LICENSED VOCATIONAL NURSE	1.00	2.50	2.50	-	2.50	-
14670000	DETENTION NURSE PRACTITIONER	1.40	1.40	1.40	-	1.40	-
14650000	DETENTION NURSING SUPERVISOR	1.00	1.00	1.00	-	1.00	-
14680000	DETENTION REGISTERED NURSE	10.75	9.75	9.75	-	9.75	-
2380000	DIRECTOR OF HEALTH & HUMAN SERVICES	1.00	1.00	1.00	-	1.00	-
13960000	ELIGIBILITY ASSISTANT	3.00	3.00	3.00	-	3.00	-
12530000	ELIGIBILITY PROGRAM MANAGER	3.00	4.00	4.00	-	4.00	-
13950000	ELIGIBILITY PROGRAM SPECIALIST	2.00	2.00	2.00	-	2.00	-
13990000	ELIGIBILITY SPECIALIST	2.00	3.00	3.00	-	3.00	-
13810000	ELIGIBILITY SUPERVISOR	8.00	12.00	12.00	-	12.00	-
13860000	ELIGIBILITY WORKER II	30.75	30.75	30.75	-	30.75	-
13880000	ELIGIBILITY WORKER II-BILINGUAL	30.00	44.00	44.00	-	44.00	-
13850000	ELIGIBILITY WORKER III	11.00	11.00	11.00	-	11.00	-
13930000	ELIGIBILITY WORKER III-BILINGUAL	6.00	8.00	8.00	-	8.00	-
15170000	EMERGENCY MEDICAL SERVICES ADMINISTRATOR	1.00	1.00	1.00	-	1.00	-
15180000	EMERGENCY MEDICAL SERVICES SPECIALIST	2.00	2.00	2.00	-	2.00	-
15150000	EMPLOYMENT & TRAINING PROGRAM MANAGER I	2.00	2.00	2.00	-	2.00	-
15130000	EMPLOYMENT & TRAINING PROGRAM MANAGER II	1.00	1.00	1.00	-	1.00	-
12230000	EMPLOYMENT DEVELOPMENT COUNSELOR	12.00	14.00	14.00	-	14.00	-
12280000	EMPLOYMENT DEVELOPMENT COUNSELOR BILING	3.00	3.00	3.00	-	3.00	-
10370000	EPIDEMIOLOGIST	3.45	3.45	3.45	-	3.45	-
10380000	EPIDEMIOLOGY PROGRAM SERVICES MANAGER	1.00	1.00	1.00	-	1.00	-
15020000	EXECUTIVE SECRETARY	1.00	1.00	1.00	-	1.00	-
12190000	GUARDIAN/CONSERVATOR PROGRAM MANAGER II	1.00	1.00	1.00	-	1.00	-
2900000	H & HS PERSONNEL MANAGER	1.00	1.00	1.00	-	1.00	-
2630000	H&HS COMPLIANCE OFFICER	1.00	1.00	1.00	-	1.00	-
2490000	HEALTH & HUMAN SERVICES FACILITIES MGR	2.00	2.00	2.00	-	2.00	-
12580000	HEALTH & HUMAN SERVICES PLANNER/EVAL	5.25	4.75	4.75	-	4.75	-
2430000	HEALTH & HUMAN SERVICES POLICY ANALYST	5.00	6.00	6.00	-	6.00	-
12510000	HEALTH & HUMAN SERVICES PROJECTS COORD	11.95	12.45	12.45	-	12.45	-
10320000	HEALTH EDUCATOR - BILINGUAL	1.00	0.75	0.75	-	0.75	-
14150000	LEGAL PROCESS ASSISTANT II	1.00	-	-	-	-	-
14860000	LICENSED CRISIS SPECIALIST	5.60	4.60	4.60	-	4.60	-
10870000	LICENSED MENTAL HEALTH PRACTITIONER	20.76	21.01	21.01	-	21.01	-
10910000	LICENSED MENTAL HEALTH PRACTITIONER-BILING	10.20	10.20	10.20	-	10.20	-
2880000	MEDICAL DIRECTOR - H&HS	1.00	1.00	1.00	-	1.00	-
13330000	MEDICAL DIRECTOR-MENTAL HEALTH	1.00	1.00	1.00	-	1.00	-
13270000	MEDICAL RECORDS SUPERVISOR	1.00	1.00	1.00	-	1.00	-
2650000	MENTAL HEALTH & SUBSTANCE USE SERVI DIR	1.00	1.00	1.00	-	1.00	-
14510000	MENTAL HEALTH NURSE PRACTITIONER	5.90	6.00	6.00	-	6.00	-
10890000	MENTAL HEALTH PRACTITIONER	7.50	5.50	5.50	-	5.50	-
10900000	MENTAL HEALTH PRACTITIONER-BILINGUAL	4.50	5.15	5.15	-	5.15	-
2710000	MENTAL HEALTH PROGRAM MANAGER I	1.00	-	-	-	-	-
2720000	MENTAL HEALTH PROGRAM MANAGER II	3.00	4.00	4.00	-	4.00	-
14490000	MENTAL HEALTH REGISTERED NURSE	5.95	5.95	5.95	-	5.95	-
2770000	MENTAL HEALTH UNIT SUPERVISOR	9.00	9.00	9.00	-	9.00	-
2800000	MENTAL HEALTH UNIT SUPERVISOR - BIL	1.00	1.00	1.00	-	1.00	-
14690000	NURSING SERVICES MANAGER	2.00	2.00	2.00	-	2.00	-
10060000	NUTRITIONIST-BILINGUAL	1.80	1.80	1.80	-	1.80	-
10190000	OCCUPATIONAL THERAPIST	2.60	2.60	2.60	-	2.60	-
13410000	OFFICE ASSISTANT III	28.50	29.50	29.50	-	29.50	-
13420000	OFFICE ASSISTANT III - BILINGUAL	20.00	24.00	24.00	-	24.00	-
13530000	OFFICE SERVICES SUPERVISOR	6.00	6.00	6.00	-	6.00	-
13650000	OFFICE SPECIALIST	6.00	6.00	6.00	-	6.00	-
14910000	PATIENT ACCOUNTS UNIT MANAGER	1.00	1.00	1.00	-	1.00	-
10200000	PHYSICAL THERAPIST	2.68	2.68	2.68	-	2.68	-
9100000	PRINCIPAL SYSTEMS ANALYST	1.00	1.00	1.00	-	1.00	-
4200000	PROGRAM SPECIALIST CCS-BILING	1.00	1.00	1.00	-	1.00	-
8080000	PUBLIC HEALTH INVESTIGATO-BILINGUAL	1.00	1.00	1.00	-	1.00	-
10040000	PUBLIC HEALTH NURSE II	4.80	4.00	4.00	-	4.00	-
10050000	PUBLIC HEALTH NURSE II - BILINGUAL	3.80	1.80	1.80	-	1.80	-
10790000	PUBLIC HEALTH PROGRAM MANAGER I	5.00	4.75	4.75	-	4.75	-
10700000	PUBLIC HEALTH PROGRAM MANAGER II	1.00	1.00	1.00	-	1.00	-
2810000	QUALITY IMPROVEMENT COORDINATOR	1.00	1.00	1.00	-	1.00	-
12760000	REGISTERED DENTAL ASSISTANT	7.80	7.80	7.80	-	7.80	-

Class #	Job Title	FY 2012-13 Final	FY 2013-14 Final	FY 2014-15 Proposed	FY 2014-15 Change	FY 2015-16 Planned	FY 2015-16 Change
3160000	RESOURCE DEVELOPMENT ADMINISTRATOR	2.00	1.00	1.00	-	1.00	-
2580000	RESOURCE DEVELOPMENT COORDINATOR	3.50	4.20	4.20	-	4.20	-
13250000	SECRETARY	2.50	2.50	2.50	-	2.50	-
15350000	SECRETARY-CONFIDENTIAL	0.80	0.80	0.80	-	0.80	-
13900000	SENIOR ACCOUNTING ASSISTANT	9.00	7.75	7.75	-	7.75	-
12570000	SENIOR CHILD WELFARE WORKER	2.60	2.60	2.60	-	2.60	-
10270000	SENIOR NUTRITIONIST	0.20	0.20	0.20	-	0.20	-
10020000	SENIOR PUBLIC HEALTH NURSE	9.25	8.45	8.45	-	8.45	-
10310000	SENIOR PUBLIC HEALTH NURSE-BILINGUAL	3.00	1.80	1.80	-	1.80	-
12770000	SENIOR REGISTERED DENTAL ASSISTANT	1.00	1.00	1.00	-	1.00	-
10090000	SENIOR REGISTERED NURSE	1.80	1.50	1.50	-	1.50	-
13390000	SENIOR SECRETARY	5.00	5.00	5.00	-	5.00	-
12520000	SENIOR SOCIAL SERVICE WORKER	3.80	3.80	3.80	-	3.80	-
11620000	SENIOR SUPPORT SERVICES WORKER	2.00	2.00	2.00	-	2.00	-
11650000	SENIOR SUPPORT SERVICES WORKER-BILING	3.00	3.00	3.00	-	3.00	-
10170000	SENIOR THERAPIST	0.80	0.80	0.80	-	0.80	-
12310000	SOCIAL SERVICE PROGRAM MANAGER I	5.00	5.00	5.00	-	5.00	-
2740000	SOCIAL SERVICE PROGRAM MANAGER II	3.00	3.00	3.00	-	3.00	-
2750000	SOCIAL SERVICE UNIT SUPERVISOR	8.00	8.00	8.00	-	8.00	-
12330000	SOCIAL SERVICE WORK I-BILINGUAL	0.50	0.50	0.50	-	0.50	-
12340000	SOCIAL SERVICE WORK II-BILINGUAL	7.50	9.05	9.05	-	9.05	-
12410000	SOCIAL SERVICE WORKER I	1.50	1.50	1.50	-	1.50	-
12390000	SOCIAL SERVICE WORKER II	13.60	13.60	13.60	-	13.60	-
14640000	SPECIAL INVESTIGATIONS SECRETARY	1.00	1.00	1.00	-	1.00	-
10810000	STAFF PSYCHIATRIST	4.45	4.37	4.37	-	4.37	-
12240000	SUPERVISING EMPLOYMENT DEVELOPMENT COUNS	3.00	4.00	4.00	-	4.00	-
14480000	SUPERVISING MENTAL HEALTH NURS/UNIT SUPV	1.00	1.00	1.00	-	1.00	-
10030000	SUPERVISING PUBLIC HEALTH NURSE	1.50	1.00	1.00	-	1.00	-
11590000	SUPPORT SERVICE WORKER I	3.00	2.00	2.00	-	2.00	-
11600000	SUPPORT SERVICE WORKER I-BILINGUAL	3.75	5.35	5.35	-	5.35	-
11610000	SUPPORT SERVICE WORKER II	1.00	1.00	1.00	-	1.00	-
11640000	SUPPORT SERVICE WORKER II-BILINGUAL	8.75	9.25	9.25	-	9.25	-
2830000	SUPV TECHNOLOGY SYSTEMS SPECIALIST	1.00	1.00	1.00	-	1.00	-
12170000	SUPVG DEPUTY PUBLIC GUARDIAN/CONS/INVG	1.00	1.00	1.00	-	1.00	-
2840000	TECHNOLOGY SYSTEMS COORDINATOR	2.00	2.00	2.00	-	2.00	-
2790000	TECHNOLOGY SYSTEMS SPECIALIST II	4.00	5.00	5.00	-	5.00	-
2820000	TECHNOLOGY SYSTEMS SPECIALIST III	2.00	2.00	2.00	-	2.00	-
10230000	THERAPY AIDE	1.00	1.00	1.00	-	1.00	-
12180000	VETERANS SERVICE OFFICER	1.00	1.00	1.00	-	1.00	-
3330000	VITAL STATISTICS CLERK	1.50	1.50	1.50	-	1.50	-
13840000	WELFARE FRAUD INVESTIGATOR	1.00	1.00	1.00	-	1.00	-
14070000	WELFARE FRAUD INVESTIGATOR-BILINGUAL	1.00	1.00	1.00	-	1.00	-
14070000	WIC BREASTFEEDING PEER COUNSELOR	-	2.00	2.00	-	2.00	-
<b>HEALTH &amp; HUMAN SERVICES TOTAL FTE</b>		<b>567.03</b>	<b>600.97</b>	<b>600.97</b>	<b>-</b>	<b>600.97</b>	<b>-</b>

Class #	Job Title	FY 2012-13 Final	FY 2013-14 Final	FY 2014-15 Proposed	FY 2014-15 Change	FY 2015-16 Planned	FY 2015-16 Change
<b>HUMAN RESOURCES</b>							
3170000	ADMINISTRATIVE SERVICES OFFICER-HUMAN RE	1.00	1.00	1.00	-	1.00	-
15040000	ADMINISTRATIVE SERVICES TECHNICIAN CONF	1.00	1.00	1.00	-	1.00	-
3400000	ASSISTANT DIRECTOR OF HUMAN RESOURCES	1.00	1.00	1.00	-	1.00	-
3220000	DEPUTY DIRECTOR HUMAN RESOURCES	1.00	1.00	1.00	-	1.00	-
2040000	DIRECTOR OF HUMAN RESOURCES	1.00	1.00	1.00	-	1.00	-
3230000	EMPLOYEE BENEFITS SUPERVISOR	1.00	1.00	1.00	-	1.00	-
3280000	EMPLOYEE PROGRAM COORDINATOR	1.00	0.50	0.50	-	0.50	-
2530000	EQUAL EMPLOYMENT OFFICER	1.00	2.00	2.00	-	2.00	-
12600000	EQUAL EMPLOYMENT SPECIALIST	0.80	0.80	0.80	-	0.80	-
3100000	ERP SENIOR SYSTEM ANALYST	1.00	1.00	1.00	-	1.00	-
3040000	ERP SYSTEM ANALYST II	1.00	1.00	1.00	-	1.00	-
15020000	EXECUTIVE SECRETARY	1.00	1.00	1.00	-	1.00	-
3840000	HUMAN RESOURCES ASSISTANT	2.00	2.00	2.00	-	2.00	-
3860000	OFFICE ASSISTANT III CONF BIL	1.00	-	-	-	-	-
1529000	OFFICE ASSISTANT III CONF	1.00	1.00	1.00	-	1.00	-
3210000	ORGANIZATION DEVELOPMENT & TRAINING MGR	1.00	1.00	1.00	-	1.00	-
15290000	PERSONNEL ANALYST II	6.00	5.00	5.00	-	5.00	-
15270000	PERSONNEL TECHNICIAN	5.00	6.00	6.00	-	5.50	(0.50)
3240000	PRINCIPAL PERSONNEL ANALYST	3.00	4.00	4.00	-	4.00	-
3850000	SENIOR PERSONNEL ANALYST	2.00	3.00	3.00	-	3.00	-
3270000	SENIOR PERSONNEL TECHNICIAN	1.00	1.00	1.00	-	1.00	-
3290000	TRAINING & DEVELOPMENT SPECIALIST	1.00	1.00	1.00	-	1.00	-
<b>HUMAN RESOURCES TOTAL FTE</b>		<b>34.80</b>	<b>36.30</b>	<b>36.30</b>	<b>-</b>	<b>35.80</b>	<b>(0.50)</b>
<b>INFORMATION SERVICES TECHNOLOGY</b>							
3190000	ADMINISTRATIVE SERVICES ASSOCIATE	1.00	1.00	1.00	-	1.00	-
3090000	ADMINISTRATIVE SERVICES OFFICER	1.00	1.00	1.00	-	1.00	-
3180000	ADMINISTRATIVE SERVICES TECHNICIAN	2.00	2.00	2.00	-	2.00	-
9230000	ASSISTANT DIRECTOR IST	2.00	2.00	2.00	-	2.00	-
2240000	CHIEF INFORMATION OFFICER	1.00	1.00	1.00	-	1.00	-
9220000	DEPUTY DIRECTOR IST	1.00	1.00	1.00	-	1.00	-
3110000	ERP BUSINESS SYSTEMS MANAGER	5.00	4.00	4.00	-	4.00	-
3040000	ERP SENIOR SYSTEM ANALYST	3.00	3.00	3.00	-	3.00	-
3100000	ERP SYSTEM ANALYST II	2.00	2.00	2.00	-	2.00	-
9280000	NETWORK SERVICES ANALYST II	1.00	1.00	1.00	-	1.00	-
9100000	PRINCIPAL SYSTEMS ANALYST	21.00	21.00	21.00	-	21.00	-
9160000	PROGRAMMER ANALYST II	2.00	1.00	1.00	-	1.00	-
9110000	SENIOR NETWORK SERVICES ANALYST	2.00	2.00	2.00	-	2.00	-
9150000	SENIOR PROGRAMMER ANALYST	15.00	14.00	14.00	-	14.00	-
9330000	SENIOR SYSTEMS SUPPORT ANALYST	32.58	33.00	32.54	(0.46)	32.00	(0.54)
9320000	SYSTEMS SUPPORT ANALYST II	6.00	6.00	6.00	-	6.00	-
9300000	SYSTEMS SUPPORT ANALYST III	3.00	3.00	3.00	-	3.00	-
<b>INFORMATION SERVICES TECHNOLOGY TOTAL FTE</b>		<b>100.58</b>	<b>98.00</b>	<b>97.54</b>	<b>(0.46)</b>	<b>97.00</b>	<b>(0.54)</b>

Class #	Job Title	FY 2012-13 Final	FY 2013-14 Final	FY 2014-15 Proposed	FY 2014-15 Change	FY 2015-16 Planned	FY 2015-16 Change
<b>MARIN COUNTY FREE LIBRARY</b>							
13910000	ACCOUNTING ASSISTANT	1.00	1.00	1.00	-	1.00	-
3190000	ADMINISTRATIVE SERVICES ASSOCIATE	-	1.00	1.00	-	1.00	-
3130000	ADMINISTRATIVE SERVICES MANAGER	1.00	1.00	1.00	-	1.00	-
3090000	ADMINISTRATIVE SERVICES OFFICER	1.00	1.00	1.00	-	1.00	-
3180000	ADMINISTRATIVE SERVICES TECHNICIAN	1.00	1.00	1.00	-	1.00	-
14550000	BOOKMOBILE ASSISTANT	1.53	1.00	1.00	-	1.00	-
13700000	COMMUNITY LIBRARY SPECIALIST	8.91	8.24	8.24	-	8.24	-
2510000	DEPUTY DIRECTOR COUNTY LIBRARY SERVICES	1.00	1.00	1.00	-	1.00	-
3220000	DEPUTY DIRECTOR HUMAN RESOURCES	0.80	0.80	0.80	-	-	(0.80)
2480000	DIRECTOR OF COUNTY LIBRARY SERVICES	1.00	1.00	1.00	-	1.00	-
4050000	LIBRARIAN I	10.21	11.26	11.26	-	11.26	-
4040000	LIBRARIAN II	11.00	10.80	10.80	-	10.80	-
13760000	LIBRARY ASSISTANT I	14.28	10.78	10.78	-	10.78	-
13750000	LIBRARY ASSISTANT II	12.10	12.10	12.10	-	12.10	-
8310000	LIBRARY AIDE	8.40	10.09	10.09	-	10.09	-
13710000	LIBRARY DESK SUPERVISOR	4.00	4.00	4.00	-	4.00	-
2500000	LIBRARY SERVICES MANAGER	2.00	2.00	2.00	-	2.00	-
4030000	LIBRARY TECHNICAL ASSISTANT II	6.13	6.13	6.13	-	6.13	-
3980000	MARINET SYSTEMS ADMINISTRATOR	1.00	1.00	1.00	-	1.00	-
13410000	SENIOR ACCOUNTING ASSISTANT	1.00	1.00	1.00	-	1.00	-
4020000	SENIOR LIBRARIAN	5.00	5.00	5.00	-	5.00	-
13390000	SENIOR SECRETARY	1.00	1.00	1.00	-	1.00	-
13740000	SUPERVISING LIBRARY TECHNICAL ASSISTANT	1.00	1.00	1.00	-	1.00	-
2830000	SUPV TECHNOLOGY SYSTEMS SPECIALIST	2.00	2.00	2.00	-	2.00	-
2790000	TECHNOLOGY SYSTEMS SPECIALIST II	2.00	2.00	2.00	-	2.00	-
<b>MARIN COUNTY FREE LIBRARY TOTAL FTE</b>		<b>98.36</b>	<b>97.20</b>	<b>97.20</b>	<b>-</b>	<b>96.40</b>	<b>(0.80)</b>
<b>MARIN COUNTY PARKS AND OPEN SPACE DISTRICT</b>							
13910000	ACCOUNTING ASSISTANT	1.00	1.00	1.00	-	1.00	-
31900000	ADMINISTRATIVE SERVICES ASSOICATE	1.00	1.00	1.00	-	1.00	-
3130000	ADMINISTRATIVE SERVICES MANAGER	1.00	1.00	1.00	-	1.00	-
3180000	ADMINISTRATIVE SERVICES TECHNICIAN	1.00	1.00	1.00	-	1.00	-
11420000	CHIEF OF LANDSCAPE SERVICES	1.00	-	-	-	-	-
6880000	CHIEF OF NATURAL RESOURCES & SCIENCE	-	1.00	1.00	-	1.00	-
6210000	CHIEF OPEN SPACE PARK RANGER	1.00	1.00	1.00	-	1.00	-
11550000	CHIEF PARK RANGER	1.00	2.00	2.00	-	2.00	-
2330000	DEPUTY DIRECTOR PARKS & OPEN SPACE ADMN	1.00	1.00	1.00	-	1.00	-
2340000	DEPUTY DIRECTOR PARKS & OPEN SPACE OPS	1.00	-	-	-	-	-
2270000	DIRECTOR OF PARKS & OPEN SPACE	1.00	1.00	1.00	-	1.00	-
11150000	EQUIPMENT MAINTENANCE SUPERVISOR	1.00	1.00	1.00	-	1.00	-
7410000	FORESTER	0.75	1.00	1.00	-	1.00	-
11460000	INTEGRATED PEST MANAGEMENT SPECLIAST	-	1.00	1.00	-	1.00	-
11430000	LANDSCAPE SERVICES SUPERVISOR	2.00	2.00	2.00	-	2.00	-
11440000	LANDSCAPE SERVICES WORKER II	8.00	5.00	5.00	-	5.00	-
6490000	MAINTENANCE EQUIPMENT OPERATOR	2.00	3.00	3.00	-	3.00	-
13410000	OFFICE ASSISTANT III	1.00	1.00	1.00	-	1.00	-
6140000	OPEN SPACE INTERPRETIVE NATURALIST	1.00	1.00	1.00	-	1.00	-
6230000	OPEN SPACE PARK RANGER	12.00	12.00	12.00	-	12.00	-
1080000	OPEN SPACE PLANNER	2.00	1.00	1.00	-	1.00	-
11210000	PARK EQUIPMNT MECHANIC II	1.00	2.00	2.00	-	2.00	-
6790000	PARK PLANNER	-	1.00	1.00	-	1.00	-
11570000	PARK RANGER	10.00	10.00	10.00	-	10.00	-
11410000	PARK/OPEN SPACE SUPERINTENDENT	3.00	4.00	4.00	-	4.00	-
2850000	PLANNING & RESOURCE CHIEF, P&OS	1.00	-	-	-	-	-
6870000	PLANNING MANAGER	-	1.00	1.00	-	1.00	-
6770000	PRINCIPAL PARK PLANNER	1.00	1.00	1.00	-	1.00	-
6180000	RESOURCE SPECIALIST GIS	3.55	4.42	4.31	(0.11)	3.75	(0.56)
1230000	SENIOR OPEN SPACE PLANNER	3.00	4.00	4.00	-	3.67	(0.33)
6780000	SENIOR PARK PLANNER	1.00	1.00	1.00	-	1.00	-
13390000	SENIOR SECRETARY	1.00	2.00	2.00	-	2.00	-
6500000	SUPERVISING EQUIPMENT OPERATOR	1.00	1.00	1.00	-	1.00	-
6240000	SUPERVISING OPEN SPACE PARK RANGER	2.00	1.00	1.00	-	1.00	-
11560000	SUPERVISING PARK RANGER	4.00	4.00	4.00	-	4.00	-
16870000	VOLUNTEER PROGRAM COORDINATOR	1.00	2.00	2.00	-	2.00	-
11700000	WATER & IRRIGATION SPECIALIST	-	1.00	1.00	-	1.00	-
<b>MARIN COUNTY PARKS AND OPEN SPACE DISTRICT TOTAL FTE</b>		<b>72.30</b>	<b>77.42</b>	<b>77.31</b>	<b>(0.11)</b>	<b>76.42</b>	<b>(0.89)</b>



Class #	Job Title	FY 2012-13 Final	FY 2013-14 Final	FY 2014-15 Proposed	FY 2014-15 Change	FY 2015-16 Planned	FY 2015-16 Change
<b>PROBATION</b>							
14040000	ACCOUNTING TECHNICIAN	1.00	1.00	1.00	-	1.00	-
31900000	ADMINISTRATIVE SERVICES ASSOCIATE	2.00	2.00	2.00	-	2.00	-
31300000	ADMINISTRATIVE SERVICES MANAGER	1.00	1.00	1.00	-	1.00	-
31800000	ADMINISTRATIVE SERVICES TECHNICIAN	3.00	2.00	2.00	-	2.00	-
12810000	ADULT OFFENDER WORK PROGRAM COORD	1.00	1.00	1.00	-	1.00	-
21700000	CHIEF DEPUTY PROBATION OFFICER	1.00	1.00	1.00	-	1.00	-
21600000	CHIEF PROBATION OFFICER	1.00	1.00	1.00	-	1.00	-
11470000	COOK	2.00	2.00	2.00	-	2.00	-
12860000	DEPUTY PROBATION OFFICER II	11.00	9.00	9.00	-	9.00	-
12870000	DEPUTY PROBATION OFFICER II BILINGUAL	3.00	3.00	3.00	-	3.00	-
12880000	DEPUTY PROBATION OFFICER III	17.00	18.00	18.00	-	18.00	-
12890000	DEPUTY PROBATION OFFICER III BILINGUAL	7.00	7.00	7.00	-	7.00	-
13080000	DEPUTY PROBATION OFFICER IV	8.00	7.00	7.00	-	7.00	-
12630000	DEPUTY PROBATION OFFICER IV BILINGUAL	1.00	1.00	1.00	-	1.00	-
12640000	DEPUTY PROBATION OFFICER IV-MISC	3.00	3.00	3.00	-	3.00	-
12060000	DIRECTOR PROBATION SERVICES	1.00	-	-	-	-	-
12010000	DIRECTOR PROBATION SERVICES - SAFETY	2.00	3.00	3.00	-	3.00	-
11540000	FOOD SERVICES SUPERVISOR	1.00	1.00	1.00	-	1.00	-
16830000	GROUP COUNSELOR II	5.00	4.00	4.00	-	4.00	-
15830000	GROUP COUNSELOR II-BILINGUAL	2.00	2.00	2.00	-	2.00	-
12840000	GROUP COUNSELOR III	6.00	6.00	6.00	-	6.00	-
11500000	HOUSEKEEPER	0.97	0.97	0.97	-	0.97	-
14170000	LEGAL PROCESS SPECIALIST	6.00	9.00	9.00	-	9.00	-
10870000	LICENSED MENTAL HEALTH PRACTITIONER	2.00	2.00	2.00	-	2.00	-
12710000	MEDIATION COORDINATOR	1.00	1.00	1.00	-	1.00	-
10890000	MENTAL HEALTH PRACTITIONER	1.00	1.00	1.00	-	1.00	-
10900000	MENTAL HEALTH PRACTITIONER-BILINGUAL	1.00	1.00	1.00	-	1.00	-
27700000	MENTAL HEALTH UNIT SUPERVISOR	1.00	1.00	1.00	-	1.00	-
13410000	OFFICE ASSISTANT III	5.00	4.00	4.00	-	4.00	-
12650000	PROBATION OPERATIONS SPECIALIST	1.00	1.00	1.00	-	1.00	-
13250000	PROBATION SUPERVISOR-SAFETY	12.00	12.00	12.00	-	12.00	-
13410000	SENIOR ACCOUNTING ASSISTANT	1.00	1.00	1.00	-	1.00	-
<b>PROBATION TOTAL FTE</b>		<b>110.97</b>	<b>108.97</b>	<b>108.97</b>	<b>-</b>	<b>108.97</b>	<b>-</b>
<b>PUBLIC DEFENDER</b>							
30900000	ADMINISTRATIVE SERVICES OFFICER	1.00	1.00	1.00	-	1.00	-
21400000	ASSISTANT PUBLIC DEFENDER	1.00	1.00	1.00	-	1.00	-
50100000	CHIEF DEPUTY PUBLIC DEFENDER	1.00	1.00	1.00	-	1.00	-
51100000	CHIEF PUBLIC DEFENDER INVESTIGATOR	1.00	1.00	1.00	-	1.00	-
25320000	DEPUTY PUBLIC DEFENDER II	3.00	2.00	2.00	-	2.00	-
25330000	DEPUTY PUBLIC DEFENDER III	10.50	10.50	10.50	-	10.50	-
25340000	DEPUTY PUBLIC DEFENDER IV	6.00	7.00	7.00	-	7.00	-
16890000	LEGAL ASSISTANT	1.00	-	-	-	-	-
16920000	LEGAL ASSISTANT-BILINGUAL	2.00	2.00	2.00	-	2.00	-
14110000	LEGAL PROCESS ASSISTANT II	5.00	-	-	-	-	-
14150000	LEGAL PROCESS ASSISTANT II-BILINGUAL	2.00	-	-	-	-	-
14170000	LEGAL PROCESS SPECIALIST	1.00	7.00	7.00	-	7.00	-
13360000	LEGAL SECRETARY II	1.00	1.00	1.00	-	1.00	-
21300000	PUBLIC DEFENDER	1.00	1.00	1.00	-	1.00	-
51300000	PUBLIC DEFENDER INVESTIGATOR	3.00	3.00	3.00	-	3.00	-
<b>PUBLIC DEFENDER TOTAL FTE</b>		<b>39.50</b>	<b>37.50</b>	<b>37.50</b>	<b>-</b>	<b>37.50</b>	<b>-</b>

Class #	Job Title	FY 2012-13 Final	FY 2013-14 Final	FY 2014-15 Proposed	FY 2014-15 Change	FY 2015-16 Planned	FY 2015-16 Change
<b>PUBLIC WORKS</b>							
13910000	ACCOUNTING ASSISTANT	1.00	1.00	1.00	-	1.00	-
3140000	ACCOUNTING TECHNICAL SPECIALIST	2.00	2.00	2.00	-	2.00	-
14040000	ACCOUNTING TECHNICIAN	1.00	1.00	1.00	-	1.00	-
30000000	ADMINISTRATIVE ANALYST III	-	1.00	1.00	-	0.75	(0.25)
3190000	ADMINISTRATIVE SERVICES ASSOCIATE	3.50	3.50	3.50	-	3.50	-
3130000	ADMINISTRATIVE SERVICES MANAGER	1.00	1.00	1.00	-	1.00	-
3090000	ADMINISTRATIVE SERVICES OFFICER	1.00	1.00	1.00	-	1.00	-
3180000	ADMINISTRATIVE SERVICES TECHNICIAN	2.00	2.00	2.00	-	2.00	-
11690000	AIRPORT ATTENDANT	0.53	0.53	0.53	-	0.53	-
11680000	AIRPORT MANAGER	1.00	1.00	1.00	-	1.00	-
2300000	ASSISTANT DIRECTOR-PUBLIC WORKS	2.00	2.00	2.00	-	2.00	-
6310000	ASSISTANT ENGINEER	18.00	15.00	15.00	-	15.00	-
11140000	ASSISTANT GARAGE SUPERVISOR	1.00	1.00	1.00	-	1.00	-
6400000	ASSOCIATE ARCHITECT	1.00	1.00	1.00	-	1.00	-
6260000	ASSOCIATE CIVIL ENGINEER	9.00	9.00	9.00	-	9.00	-
11160000	AUTO PARTS CLERK	1.00	1.00	1.00	-	1.00	-
11290000	BUILDING & MAINTENANCE MANAGER	1.00	1.00	1.00	-	1.00	-
11330000	BUILDING MAINTENANCE SUPERVISOR	1.00	1.00	1.00	-	1.00	-
11380000	BUILDING MAINTENANCE WORKER II	11.00	11.00	12.00	1.00	12.00	-
11230000	BUILDING MAINTENANCE WORKER III	4.00	4.00	5.00	1.00	5.00	-
6390000	CAPITAL PLANNING & PROJECT MANAGER	3.00	7.00	7.00	-	7.00	-
2600000	CHIEF ASSISTANT DIRECTOR PUBLIC WORKS	1.00	1.00	1.00	-	1.00	-
6370000	CHIEF OF CONSTRUCTION	2.00	2.00	2.00	-	2.00	-
6380000	CHIEF OF SURVEYS	1.00	1.00	1.00	-	1.00	-
3770000	CHIEF REAL PROPERTY AGENT	1.00	1.00	1.00	-	1.00	-
9000000	COMMUNICATIONS SERVICES MANAGER	1.00	1.00	1.00	-	1.00	-
9020000	COMMUNICATIONS TECHNICIAN	5.00	6.00	6.00	-	6.00	-
11390000	CUSTODIAL SUPERVISOR	1.00	2.00	2.00	-	2.00	-
11400000	CUSTODIAN	14.00	13.00	13.00	-	13.00	-
2610000	DEPUTY DIRECTOR PUBLIC WORKS	1.00	1.00	1.00	-	1.00	-
2290000	DIRECTOR OF PUBLIC WORKS	1.00	1.00	1.00	-	1.00	-
2890000	DISABILITY ACCESS MANAGER	1.00	1.00	1.00	-	1.00	-
2920000	DISABILITY ACCESS SPECIALIST II	1.00	1.00	1.00	-	1.00	-
6610000	ENGINEERING ASSISTANT	5.00	5.00	5.00	-	5.00	-
6640000	ENGINEERING TECHNICIAN I	1.00	-	-	-	-	-
6620000	ENGINEERING TECHNICIAN II	2.00	2.00	2.00	-	2.00	-
6630000	ENGINEERING TECHNICIAN III	8.00	9.00	9.00	-	9.00	-
11350000	ENVIRONMENTAL COMPLIANCE SPECIALIST	1.00	1.00	1.00	-	1.00	-
11170000	EQUIPMENT SERVICE WORKER I	1.00	1.00	1.00	-	1.00	-
15020000	EXECUTIVE SECRETARY	1.00	1.00	1.00	-	1.00	-
7320000	FIRE HEAVY EQUIPMENT MECHANIC	1.00	1.00	1.00	-	1.00	-
11110000	GARAGE SUPERVISOR	1.00	1.00	1.00	-	1.00	-
8000000	HAZARDOUS MATERIALS SPECIALIST II	4.00	4.00	4.00	-	4.00	-
11120000	HEAVY EQUIPMENT MECHANIC	2.00	2.00	2.00	-	2.00	-
9070000	INSTALLER	1.00	2.00	2.00	-	2.00	-
6320000	JUNIOR ENGINEER	1.00	2.00	2.00	-	2.00	-
9090000	LEAD INSTALLER	1.00	1.00	1.00	-	1.00	-
11300000	MAINTENANCE ELECTRICIAN	2.00	2.00	2.00	-	2.00	-
11130000	MECHANIC	2.00	2.00	2.00	-	2.00	-
13410000	OFFICE ASSISTANT III	2.50	2.50	2.50	-	2.50	-
13650000	OFFICE SPECIALIST	1.00	1.00	1.00	-	1.00	-
6040000	OUTREACH PROGRAM COORDINATOR	1.00	1.00	1.00	-	1.00	-
6080000	PLANNER	0.50	0.50	0.29	(0.21)	-	(0.29)
6470000	PRINCIPAL CIVIL ENGINEER	4.00	4.00	4.00	-	4.00	-
6410000	PRINCIPAL PLANNER	1.00	1.00	1.00	-	1.00	-
6060000	PRINCIPAL TRANSPORTATION PLANNER	1.00	1.00	1.00	-	1.00	-
11010000	PUBLIC WORKS PROGRAM MANAGER	1.00	1.00	1.00	-	1.00	-
3540000	PURCHASER I	-	1.00	1.00	-	1.00	-
3550000	PURCHASER II	2.00	2.00	2.00	-	2.00	-
3780000	REAL PROPERTY AGENT II	1.00	1.00	1.00	-	1.00	-
4070000	REAL PROPERTY AGENT III	1.00	1.00	1.00	-	1.00	-
11220000	REPROGRAPHIC TECHNICIAN	3.00	3.00	3.00	-	3.00	-
6180000	RESOURCE SPECIALIST GIS	0.50	-	-	-	-	-
11020000	ROAD MAINTENANCE SUPERINTENDENT	1.00	1.00	1.00	-	1.00	-
11040000	ROAD MAINTENANCE SUPERVISOR	3.00	3.00	3.00	-	3.00	-

Class #	Job Title	FY 2012-13 Final	FY 2013-14 Final	FY 2014-15 Proposed	FY 2014-15 Change	FY 2015-16 Planned	FY 2015-16 Change
11060000	ROAD MAINTENANCE WORKER II	23.00	23.00	23.00	-	23.00	-
13250000	SECRETARY	2.00	2.00	2.00	-	2.00	-
13900000	SENIOR ACCOUNTING ASSISTANT	1.00	1.00	1.00	-	1.00	-
62900000	SENIOR CIVIL ENGINEER	6.00	5.00	4.75	(0.25)	4.00	(0.75)
90400000	SENIOR COMMUNICATIONS ENGINEER	1.00	-	-	-	-	-
90100000	SENIOR COMMUNICATIONS TECHNICIAN	3.00	3.00	3.00	-	3.00	-
11370000	SENIOR CUSTODIAN	1.00	1.00	1.00	-	1.00	-
11280000	SENIOR EQUIPMENT SERVICES WORKER	2.00	2.00	2.00	-	2.00	-
13790000	SENIOR MAINTENANCE ELECTRICIAN	1.00	1.00	1.00	-	1.00	-
60700000	SENIOR PLANNER	4.00	5.00	5.00	-	5.00	-
11030000	SENIOR ROAD MAINTENANCE SUPERVISOR	2.00	2.00	2.00	-	2.00	-
11050000	SENIOR ROAD MAINTENANCE WORKER	10.00	10.00	10.00	-	10.00	-
13390000	SENIOR SECRETARY	1.00	2.00	2.00	-	2.00	-
64800000	SENIOR TRANSPORTATION PLANNER	1.00	1.00	1.00	-	1.00	-
13260000	SHIPPING & RECEIVING CLERK	3.00	3.00	3.00	-	3.00	-
11090000	SIGN FABRICATOR	1.00	1.00	1.00	-	1.00	-
11310000	STATIONARY ENGINEER	2.00	2.00	3.00	1.00	3.00	-
81800000	STORMWATER PROGRAM ADMINISTRATOR	1.00	1.00	1.00	-	1.00	-
81200000	SUPERVISING COMMUNICATIONS TECHNICAN	1.00	1.00	1.00	-	1.00	-
90300000	SUPERVISING HAZARDOUS MATERIALS SPECIAL	1.00	1.00	1.00	-	1.00	-
35600000	SUPERVISING PURCHASER	1.00	1.00	1.00	-	1.00	-
11250000	SUPERVISING REPROGRAPHIC TECHNICAN	1.00	1.00	1.00	-	1.00	-
27900000	TECHNOLOGY SYSTEMS SPECIALIST II	-	1.00	1.00	-	1.00	-
11080000	TRAFFIC SAFETY MAINTENANCE SUPERVISOR	1.00	1.00	1.00	-	1.00	-
11880000	TRAFFIC SAFETY MAINTENANCE WORKER	2.00	2.00	2.00	-	2.00	-
62500000	TRANSPORTATION ENGINEER	1.00	-	-	-	-	-
60100000	WASTE MANAGEMENT SPECIALIST	1.00	-	-	-	-	-
<b>PUBLIC WORKS TOTAL FTE</b>		<b>226.53</b>	<b>231.03</b>	<b>233.57</b>	<b>2.54</b>	<b>232.28</b>	<b>(1.29)</b>
<b>RETIREMENT</b>							
13910000	ACCOUNTING ASSISTANT	1.00	1.00	1.00	-	1.00	-
14040000	ACCOUNTING TECHNICIAN	1.00	1.00	1.00	-	1.00	-
31800000	ADMINISTRATIVE SERVICES TECHNICIAN	1.00	1.00	1.00	-	1.00	-
25400000	ASSISTANT RETIREMENT ADMINISTRATOR	1.00	1.00	1.00	-	1.00	-
91800000	DEPT TECHNOLOGY & SUPPORT SPECIALIST	1.00	1.00	1.00	-	1.00	-
15210000	DEPUTY CLERK TO THE BOARD III	-	1.00	1.00	-	1.00	-
13440000	OFFICE ASSISTANT II	1.00	1.00	1.00	-	1.00	-
13410000	OFFICE ASSISTANT III	3.00	2.00	2.00	-	2.00	-
91000000	PRINCIPAL SYSTEMS ANALYST	1.00	1.00	1.00	-	1.00	-
11000000	RETIREMENT ADMINISTRATOR	1.00	1.00	1.00	-	1.00	-
26400000	RETIREMENT BENEFITS SUPERVISOR	1.00	1.00	1.00	-	1.00	-
25500000	RETIREMENT MANAGER	1.00	1.00	1.00	-	1.00	-
26600000	RETIREMENT MEMBER SERVICES TECHNICIAN	4.00	4.00	4.00	-	4.00	-
37300000	SENIOR ACCOUNTANT	1.00	1.00	1.00	-	1.00	-
13900000	SENIOR ACCOUNTING ASSISTANT	1.00	1.00	1.00	-	1.00	-
13390000	SENIOR SECRETARY	1.00	1.00	1.00	-	1.00	-
<b>RETIREMENT TOTAL FTE</b>		<b>20.00</b>	<b>20.00</b>	<b>20.00</b>	<b>-</b>	<b>20.00</b>	<b>-</b>
<b>SHERIFF-CORONER</b>							
14020000	ACCOUNTING SERVICES SPECIALIST	1.00	-	-	-	-	-
14040000	ACCOUNTING TECHNICIAN	1.00	2.00	2.00	-	2.00	-
31900000	ADMINISTRATIVE SERVICES ASSOCIATE	2.00	2.00	2.00	-	2.00	-
31800000	ADMINISTRATIVE SERVICES TECHNICIAN	2.00	2.00	2.00	-	2.00	-
89800000	ASSISTANT COMMUNICATIONS DISPATCH MGR	2.00	2.00	2.00	-	2.00	-
10350000	ASSISTANT EMERGENCY SERVICES COORDINATOR	-	-	-	-	-	-
11900000	CHIEF OF ADMIN SERVICES	-	-	-	-	-	-
13100000	CHIEF OF SHERIFF'S FISCAL SERVICES	1.00	1.00	1.00	-	1.00	-
90600000	COMMUNICATIONS DISPATCH MANAGER	1.00	1.00	1.00	-	1.00	-
89900000	COMMUNICATIONS DISPATCHER II	33.00	33.00	33.00	-	33.00	-
11470000	COOK	5.00	5.00	5.00	-	5.00	-
51500000	CORONERS INVESTIGATOR	3.00	3.00	3.00	-	3.00	-
71300000	CRIME ANALYST	-	-	-	-	-	-
71900000	DEPUTY SHERIFF	153.00	153.00	153.00	-	153.00	-
70900000	DEPUTY SHERIFF SPECIALIST	-	-	-	-	-	-
26700000	DEPUTY SHERIFF TRAINEE - LT	-	-	-	-	-	-
10350000	EMERGENCY SERVICES COORDINATOR	2.00	2.00	2.00	-	2.00	-

Class #	Job Title	FY 2012-13 Final	FY 2013-14 Final	FY 2014-15 Proposed	FY 2014-15 Change	FY 2015-16 Planned	FY 2015-16 Change
10220000	EMERGENCY SERVICES MANAGER	1.00	1.00	1.00	-	1.00	-
15020000	EXECUTIVE SECRETARY	1.00	1.00	1.00	-	1.00	-
10340000	FOOD & SUPPORT SERVICES MANAGER	1.00	1.00	1.00	-	1.00	-
11540000	FOOD SERVICES SUPERVISOR	1.00	1.00	1.00	-	1.00	-
11500000	HOUSEKEEPER	1.00	1.00	1.00	-	1.00	-
14170000	LEGAL PROCESS SPECIALIST	10.00	10.00	10.00	-	10.00	-
13680000	LEGAL PROCESS SUPERVISOR	1.00	1.00	1.00	-	1.00	-
13410000	OFFICE ASSISTANT III	1.00	1.00	1.00	-	1.00	-
13650000	OFFICE SPECIALST	1.00	1.00	1.00	-	1.00	-
7240000	PARKING ENF OFFICER II	2.00	2.00	2.00	-	2.00	-
6970000	PROGRAM COORDINATOR	0.80	0.80	0.80	-	0.80	-
13250000	SECRETARY	-	-	-	-	-	-
6980000	SENIOR SHERIFF SERVICES ASSISTANT	1.00	1.00	1.00	-	1.00	-
1270000	SHERIFF-CORONER	1.00	1.00	1.00	-	1.00	-
7030000	SHERIFF'S CAPTAIN	3.00	3.00	3.00	-	3.00	-
7010000	SHERIFF'S LEGAL PROCESSING MANAGER	1.00	1.00	1.00	-	1.00	-
13580000	SHERIFF'S LIEUTENANT	11.00	12.00	11.17	(0.83)	11.00	(0.17)
7140000	SHERIFF'S PROPERTY & EVIDENCE CLERK	1.00	1.00	1.00	-	1.00	-
7060000	SHERIFF'S SERGEANT	29.00	29.00	29.00	-	29.00	-
7000000	SHERIFF'S SERVICE ASSISTANT	19.00	19.00	19.00	-	19.00	-
6960000	SHERIFF'S SERVICE TECHNICAN	-	-	-	-	-	-
9050000	SUPERVISING COMMUNICATIONS DISPATCHER	6.00	6.00	6.00	-	6.00	-
2830000	SUPPORT SERVICES SPECIALIST	-	-	-	-	-	-
2830000	SUPV TECHNOLOGY SYSTEMS SPECIALIST	1.00	1.00	1.00	-	1.00	-
2760000	TECHNOLOGY SYSTEMS SPECIALIST I	-	-	-	-	-	-
2790000	TECHNOLOGY SYSTEMS SPECIALIST II	4.00	4.00	4.00	-	3.00	(1.00)
2820000	TECHNOLOGY SYSTEMS SPECIALIST III	1.00	1.00	1.00	-	1.00	-
1280000	UNDERSHERIFF	1.00	1.00	1.00	-	1.00	-
<b>SHERIFF-CORONER TOTAL FTE</b>		<b>305.80</b>	<b>306.80</b>	<b>305.97</b>	<b>(0.83)</b>	<b>304.80</b>	<b>(1.17)</b>
<b>GENERAL FUND TOTAL FTE</b>		<b>1,794.72</b>	<b>1,831.69</b>	<b>1,831.94</b>	<b>0.25</b>	<b>1,828.22</b>	<b>(3.72)</b>

<b>COUNTY OPERATING FUNDS</b>							
ROAD FUND	44.00	44.00	44.00	-	44.00	-	
AIRPORT FUND	1.53	1.53	1.53	-	1.53	-	
LIBRARY FUND	98.36	97.21	97.21	-	96.41	(0.80)	
FEDERAL GRANTS FUND	3.00	3.00	3.00	-	3.00	-	
BUILDING & SAFETY FUND	13.40	13.65	13.65	-	13.65	-	
ENVIRONMENTAL HEALTH SERVICES FUND	22.90	23.00	23.00	-	23.00	-	
WORKERS' COMPENSATION FUND	1.45	1.45	1.45	-	1.45	-	
RETIREMENT FUND	20.00	20.00	20.00	-	20.00	-	
CHILD SUPPORT SERVICES FUND	24.60	24.22	24.22	-	24.22	-	
CAPITAL IMPROVEMENT FUND	6.60	8.60	8.60	-	8.60	-	
PUBLIC SAFETY REALIGN. AB 109	10.50	11.50	11.50	-	11.50	-	
PARKS MEASURE A FUND	12.50	15.75	15.75	-	15.75	-	
INMATE WELFARE	-	1.00	1.00	-	1.00	-	
JUVENILE JUSTICE REALIGNMENT	3.00	2.34	3.34	1.00	3.34	-	
MIDAS FUND	1.00	1.00	1.00	-	1.00	-	
<b>COUNTY OPERATING FUNDS TOTAL FTE</b>		<b>2,057.56</b>	<b>2,099.94</b>	<b>2,101.19</b>	<b>1.25</b>	<b>2,096.67</b>	<b>(4.52)</b>
<b>OPEN SPACE DISTRICT TOTAL FTE</b>		<b>26.80</b>	<b>29.67</b>	<b>29.56</b>	<b>(0.11)</b>	<b>28.67</b>	<b>(0.89)</b>
<b>GRAND TOTAL</b>		<b>2,084.36</b>	<b>2,129.61</b>	<b>2,130.75</b>	<b>1.14</b>	<b>2,125.34</b>	<b>(5.41)</b>