

DIVISION OF THE DEPARTMENT OF FINANCE  
**TREASURER**

Excellent and responsive fiscal leadership.

October 10, 2023

Mina Martinovich, CPA  
DIRECTOR

Karen Shaw  
FINANCE DIVISION CHIEF

Stephanie Moulton-Peters, President  
Board of Supervisors  
County of Marin  
3501 Civic Center Dr. #329  
San Rafael, CA 94903

John A. Carroll  
Superintendent of Schools  
Marin County Office of Education  
P.O. Box 4925  
San Rafael, CA 94913

Marin County Schools,  
Special Districts, and  
MCERA

Marin County Civic Center  
3501 Civic Center Drive  
Suite 219  
PO Box 4220  
San Rafael, CA 94913-4220  
415 473 6143 T  
415 473 3741 F  
CRS Dial 711  
[www.marincounty.org/treas](http://www.marincounty.org/treas)

RE: MONTHLY REPORT OF COUNTY, SCHOOLS AND DISTRICT INVESTMENTS  
as of August 31, 2023.

Dear Investment Fund Participants:

The attached Monthly Report of County, Schools and District investments is provided for your review.

\* The investments were made pursuant to Government Code Sections 53601, 53635 and comply with the County Treasurer's Statement of Investment Policy. The investment policy provides for:

- Preservation of capital through high quality investments;
- Maintenance of sufficient liquidity to meet participant operating needs; and
- A rate of return consistent with the above objectives.

\* Maturities are scheduled to meet participant expenditure requirements for the next six months.

\* Attached spreadsheets identify investment type, issuer, maturity date, amount invested and fair market value for each security held. Fair market values were determined by Wells Fargo Institutional Trust Services on all securities except for investments in the Local Agency Investment Fund which was valued at face value by us. Adjustments have been made for premiums, discounts and accrued interest on discount securities to make the book value and fair market value more comparable.

I trust you find this report informative. Should you have any questions or need additional information, please do not hesitate to call me directly at 415.473.7676. You can also visit our website at: <https://www.marincounty.org/depts/df/divisions/treasurer>

Respectfully submitted,

Mina Martinovich  
Director of Finance


MM: bg  
Attachments

cc: Matthew Hymel, County Administrator  
Marin County Treasury Oversight Committee

CA-3a

**TREASURER DIVISION - DEPARTMENT OF FINANCE**  
**REPORT OF INVESTMENTS - OPERATING FUNDS**  
**COUNTY OF MARIN, SCHOOLS & SPECIAL DISTRICTS**

AUGUST 31, 2023



Page 1

INVESTMENT #	TYPE	FACE VALUE	STATED RATE	MATURITY DATE	PURCHASE DATE	BOOK VALUE	YTM 360 DAYS	YTM 365 DAYS	DESCRIPTION	MARKET VALUE
142	LA1	262,717.15	2.967	//	07/01/2011	262,717.15	3.386	3.434	Local Agency Investment Fund	262,717.15
3490	LA2	0.00	5.170	//	07/01/2011	0.00	0.000	0.001	MM-DREYFUS	0.00
9149	LA2	20,670,125.49	0.040	//	07/01/2011	20,670,125.49	5.138	5.210	MM-FIDELITY Institutional Gov	20,670,125.49
4366	LA2	0.00	4.930	//	07/01/2011	0.00	0.009	0.010	NATIONS Treasury Reserves	0.00
2246	LA2	19,428,195.86	4.760	//	07/01/2011	19,428,195.86	5.128	5.200	MM-WELLS FARGO Institutional G	19,428,195.86
13205	FAC	15,000,000.00	0.240	09/01/2023	09/15/2021	15,000,000.00	0.236	0.240	Fed Agric Mrg Corp (FarmerMac)	15,000,000.00
13592	FAD	4,500,000.00	4.665	09/05/2023	11/21/2022	4,332,060.00	4.868	4.935	Federal Home Loan Discount	4,497,390.00
13593	FAD	3,000,000.00	4.665	09/06/2023	11/21/2022	2,887,651.25	4.868	4.936	Federal Home Loan Discount	2,997,870.00
13598	FAD	3,000,000.00	4.630	09/07/2023	11/23/2022	2,888,880.00	4.830	4.897	Federal Home Loan Discount	2,997,450.00
13595	FAD	4,000,000.00	4.680	09/08/2023	11/22/2022	3,849,200.00	4.885	4.953	Federal Home Loan Discount	3,996,040.00
13601	FAD	3,000,000.00	4.655	09/11/2023	11/29/2022	2,889,055.83	4.856	4.923	Federal Home Loan Discount	2,995,740.00
13602	FAD	3,000,000.00	4.655	09/12/2023	11/29/2022	2,888,667.92	4.856	4.924	Federal Home Loan Discount	2,995,320.00
13603	FAD	3,000,000.00	4.655	09/13/2023	11/29/2022	2,888,280.00	4.857	4.924	Federal Home Loan Discount	2,994,900.00
13613	FAD	3,000,000.00	4.615	09/14/2023	12/05/2022	2,891,162.92	4.819	4.886	Federal Home Loan Discount	2,994,480.00
13561	FAD	11,000,000.00	4.465	09/15/2023	10/26/2022	10,557,965.00	4.672	4.737	Federal Home Loan Discount	10,978,110.00
13562	FAD	5,000,000.00	4.465	09/18/2023	10/26/2022	4,797,214.58	4.673	4.738	Federal Home Loan Discount	4,987,950.00
13610	FAD	3,000,000.00	4.615	09/19/2023	12/02/2022	2,888,086.25	4.822	4.889	Federal Home Loan Discount	2,992,350.00
13606	FAD	3,000,000.00	4.650	09/20/2023	11/30/2022	2,886,075.00	4.861	4.928	Federal Home Loan Discount	2,991,930.00
13611	FAD	3,000,000.00	4.615	09/20/2023	12/02/2022	2,887,701.67	4.822	4.889	Federal Home Loan Discount	2,991,930.00
13607	FAD	3,000,000.00	4.650	09/21/2023	11/30/2022	2,885,687.50	4.861	4.929	Federal Home Loan Discount	2,991,480.00
13612	FAD	3,000,000.00	4.615	09/21/2023	12/02/2022	2,887,317.08	4.823	4.890	Federal Home Loan Discount	2,991,480.00
13097	FAC	5,000,000.00	0.220	09/22/2023	03/22/2021	5,000,000.00	0.216	0.220	Federal Farm Credit Bank	4,985,750.00



INVESTMENT #	TYPE	FACE VALUE	STATED RATE	MATURITY DATE	PURCHASE DATE	BOOK VALUE	YTM 360 DAYS	YTM 365 DAYS	DESCRIPTION	MARKET VALUE
13728	FAD	5,000,000.00	4.800	09/22/2023	03/22/2023	4,877,333.33	5.030	5.099	Federal Home Loan Discount	4,985,100.00
13608	FAD	3,000,000.00	4.650	09/25/2023	11/30/2022	2,884,137.50	4.863	4.930	Federal Home Loan Discount	2,989,800.00
13614	FAD	3,000,000.00	4.615	09/25/2023	12/05/2022	2,886,932.50	4.823	4.890	Federal Home Loan Discount	2,989,800.00
13588	FAD	3,000,000.00	4.550	09/26/2023	11/17/2022	2,881,320.83	4.756	4.822	Federal Home Loan Discount	2,989,380.00
13212	FAC	5,000,000.00	0.170	09/27/2023	09/27/2021	4,995,530.00	0.211	0.214	Federal Farm Credit Bank	4,981,150.00
13531	FAC	5,000,000.00	4.000	09/28/2023	09/28/2022	5,000,000.00	3.945	4.000	Federal Home Loan Bank	4,993,200.00
13589	FAD	3,000,000.00	4.550	09/28/2023	11/17/2022	2,880,562.50	4.757	4.823	Federal Home Loan Discount	2,988,510.00
13419	FAC	5,000,000.00	1.000	09/29/2023	03/29/2022	5,000,000.00	1.804	1.829	Federal Home Loan Bank	4,986,350.00
13533	FAC	5,000,000.00	4.020	09/29/2023	09/29/2022	5,000,000.00	3.964	4.020	Federal Home Loan Bank	4,993,050.00
13583	FAD	24,000,000.00	4.615	09/29/2023	11/09/2022	23,003,160.00	4.831	4.898	Federal Home Loan Discount	23,904,720.00
13620	FAD	8,000,000.00	4.675	10/02/2023	12/07/2022	7,689,372.22	4.890	4.958	Federal Home Loan Discount	7,963,760.00
13621	FAD	3,000,000.00	4.675	10/03/2023	12/07/2022	2,883,125.00	4.890	4.958	Federal Home Loan Discount	2,986,320.00
13622	FAD	3,000,000.00	4.675	10/04/2023	12/07/2022	2,882,735.42	4.891	4.959	Federal Home Loan Discount	2,985,540.00
13623	FAD	3,000,000.00	4.675	10/05/2023	12/07/2022	2,882,345.83	4.891	4.959	Federal Home Loan Discount	2,985,450.00
13615	FAD	7,000,000.00	4.575	10/06/2023	12/05/2022	6,728,677.08	4.784	4.851	Federal Home Loan Discount	6,965,070.00
13570	FAD	3,000,000.00	4.390	10/10/2023	10/28/2022	2,873,055.83	4.599	4.663	Federal Home Loan Discount	2,983,320.00
13569	FAD	3,000,000.00	4.390	10/11/2023	10/28/2022	2,872,690.00	4.599	4.663	Federal Home Loan Discount	2,982,900.00
13223	FAC	5,000,000.00	0.290	10/12/2023	10/12/2021	4,999,740.00	0.288	0.292	Federal Farm Credit Bank	4,971,650.00
13443	FAC	5,000,000.00	1.250	10/12/2023	04/12/2022	5,000,000.00	2.054	2.083	Federal Home Loan Bank	4,984,250.00
13444	FAC	5,000,000.00	1.125	10/12/2023	04/12/2022	5,000,000.00	2.075	2.104	Federal Home Loan Bank	4,987,300.00
13539	FAC	10,000,000.00	4.450	10/13/2023	10/13/2022	10,000,000.00	4.389	4.450	Fed Agric Mrg Corp (FarmerMac)	9,985,100.00
13732	FAD	5,000,000.00	4.500	10/13/2023	03/24/2023	4,873,125.00	4.709	4.774	Federal Home Loan Discount	4,970,100.00
13127	FAC	10,000,000.00	0.270	10/16/2023	04/16/2021	10,000,000.00	0.266	0.270	Fed Agric Mrg Corp (FarmerMac)	9,933,300.00
13584	FAD	3,000,000.00	4.530	10/17/2023	11/14/2022	2,872,782.50	4.745	4.811	Federal Home Loan Discount	2,980,350.00
13585	FAD	3,000,000.00	4.530	10/18/2023	11/14/2022	2,872,405.00	4.745	4.811	Federal Home Loan Discount	2,979,930.00
13586	FAD	3,000,000.00	4.530	10/19/2023	11/14/2022	2,872,027.50	4.746	4.812	Federal Home Loan Discount	2,979,480.00
13628	FAD	3,000,000.00	4.635	10/20/2023	12/08/2022	2,877,945.00	4.853	4.920	Federal Home Loan Discount	2,979,060.00

INVESTMENT #	TYPE	FACE VALUE	STATED RATE	MATURITY DATE	PURCHASE DATE	BOOK VALUE	YTM 360 DAYS	YTM 365 DAYS	DESCRIPTION	MARKET VALUE
13624	FAD	3,000,000.00	4.635	10/23/2023	12/07/2022	2,876,400.00	4.855	4.922	Federal Home Loan Discount	2,977,800.00
13625	FAD	3,000,000.00	4.635	10/24/2023	12/07/2022	2,876,013.75	4.855	4.922	Federal Home Loan Discount	2,977,350.00
13626	FAD	3,000,000.00	4.635	10/25/2023	12/07/2022	2,875,627.50	4.855	4.923	Federal Home Loan Discount	2,976,930.00
13627	FAD	3,000,000.00	4.635	10/26/2023	12/07/2022	2,875,241.25	4.856	4.923	Federal Home Loan Discount	2,976,510.00
13457	FAC	5,000,000.00	1.500	10/27/2023	04/27/2022	5,000,000.00	2.459	2.493	Federal Home Loan Bank	4,978,600.00
13458	FAC	5,000,000.00	1.500	10/27/2023	04/27/2022	5,000,000.00	2.459	2.493	Federal Home Loan Bank	4,978,600.00
13563	FAC	10,000,000.00	4.750	10/27/2023	10/27/2022	10,000,000.00	4.684	4.750	Federal Home Loan Bank	9,983,700.00
13629	FAD	5,000,000.00	4.635	10/30/2023	12/08/2022	4,790,137.50	4.857	4.924	Federal Home Loan Discount	4,958,000.00
13609	FAD	16,000,000.00	4.625	10/31/2023	12/01/2022	15,313,444.44	4.849	4.916	Federal Home Loan Discount	15,863,360.00
13630	FAD	9,000,000.00	4.640	10/31/2023	12/08/2022	8,620,680.00	4.863	4.930	Federal Home Loan Discount	8,923,140.00
13631	FAD	8,000,000.00	4.640	11/01/2023	12/08/2022	7,661,795.56	4.863	4.931	Federal Home Loan Discount	7,930,320.00
13632	FAD	3,000,000.00	4.640	11/02/2023	12/08/2022	2,872,786.67	4.863	4.931	Federal Home Loan Discount	2,973,450.00
13633	FAD	7,000,000.00	4.640	11/03/2023	12/08/2022	6,702,266.67	4.864	4.931	Federal Home Loan Discount	6,937,000.00
13634	FAD	3,000,000.00	4.640	11/06/2023	12/08/2022	2,871,240.00	4.865	4.932	Federal Home Loan Discount	2,971,740.00
13635	FAD	3,000,000.00	4.640	11/07/2023	12/08/2022	2,870,853.33	4.865	4.933	Federal Home Loan Discount	2,971,320.00
13636	FAD	3,000,000.00	4.640	11/08/2023	12/08/2022	2,870,466.67	4.866	4.933	Federal Home Loan Discount	2,970,870.00
13257	FAC	5,000,000.00	0.400	11/09/2023	11/09/2021	5,000,000.00	0.394	0.400	Federal Farm Credit Bank	4,952,450.00
13261	FAC	5,000,000.00	0.500	11/09/2023	11/12/2021	5,000,000.00	0.493	0.500	Federal Home Loan Bank	4,953,000.00
13604	FAD	9,000,000.00	4.650	11/09/2023	11/29/2022	8,598,937.50	4.879	4.946	Federal Home Loan Discount	8,911,350.00
13638	FAD	5,000,000.00	4.640	11/13/2023	12/09/2022	4,781,533.33	4.867	4.935	Federal Home Loan Discount	4,947,900.00
13639	FAD	3,000,000.00	4.640	11/14/2023	12/09/2022	2,868,533.33	4.867	4.935	Federal Home Loan Discount	2,968,320.00
13640	FAD	3,000,000.00	4.640	11/15/2023	12/09/2022	2,868,146.67	4.868	4.935	Federal Home Loan Discount	2,967,900.00
13467	FAC	5,000,000.00	2.050	11/16/2023	05/16/2022	5,000,000.00	3.008	3.050	Federal Home Loan Bank	4,981,700.00
13641	FAD	3,000,000.00	4.640	11/16/2023	12/09/2022	2,867,760.00	4.868	4.936	Federal Home Loan Discount	2,967,480.00
13270	FAC	5,000,000.00	0.500	11/17/2023	11/17/2021	5,000,000.00	0.493	0.500	Federal Home Loan Bank	4,945,550.00
13642	FAD	3,000,000.00	4.640	11/17/2023	12/09/2022	2,867,373.33	4.869	4.936	Federal Home Loan Discount	2,967,060.00
13279	FAC	4,915,000.00	0.625	11/22/2023	11/22/2021	4,915,000.00	0.616	0.625	Federal Home Loan Bank	4,859,362.20



INVESTMENT #	TYPE	FACE VALUE	STATED RATE	MATURITY DATE	PURCHASE DATE	BOOK VALUE	YTM 360 DAYS	YTM 365 DAYS	DESCRIPTION	MARKET VALUE
13280	FAC	5,000,000.00	0.650	11/22/2023	11/22/2021	5,000,000.00	0.641	0.650	Federal Home Loan Bank	4,943,650.00
13286	FAC	5,000,000.00	0.500	11/24/2023	11/24/2021	5,000,000.00	0.493	0.500	Federal Home Loan Bank	4,940,600.00
13471	FAC	5,000,000.00	2.700	11/24/2023	05/24/2022	5,000,000.00	2.663	2.700	Federal Home Loan Bank	4,964,950.00
13423	FAC	5,000,000.00	0.800	11/27/2023	04/05/2022	4,881,600.00	2.243	2.274	Federal Home Loan Bank	4,942,450.00
13643	FAD	5,000,000.00	4.640	11/27/2023	12/09/2022	4,772,511.11	4.872	4.940	Federal Home Loan Discount	4,938,000.00
13605	FAC	5,000,000.00	4.875	11/30/2023	11/30/2022	4,999,670.00	4.814	4.881	Federal Home Loan Bank	4,988,750.00
13616	FAD	16,000,000.00	4.575	11/30/2023	12/05/2022	15,268,000.00	4.804	4.871	Federal Home Loan Discount	15,794,720.00
13637	FAD	15,000,000.00	4.640	12/01/2023	12/08/2022	14,307,866.67	4.874	4.942	Federal Home Loan Discount	14,805,750.00
13644	FAD	50,000,000.00	4.540	12/12/2023	12/13/2022	47,704,777.78	4.767	4.834	Federal Home Loan Discount	49,275,000.00
13338	FAC	5,000,000.00	0.700	12/14/2023	12/14/2021	5,000,000.00	0.690	0.700	Federal Home Loan Bank	4,927,950.00
13587	FAC	10,000,000.00	4.875	12/15/2023	11/15/2022	10,000,000.00	4.812	4.878	Federal Home Loan Bank	9,975,600.00
13648	FAC	5,000,000.00	5.000	12/15/2023	12/15/2022	5,000,000.00	4.931	5.000	Federal Home Loan Bank	4,989,550.00
13649	FAC	5,000,000.00	5.000	12/15/2023	12/15/2022	5,000,000.00	4.931	5.000	Federal Home Loan Bank	4,989,550.00
13651	FAD	10,000,000.00	4.630	12/15/2023	12/16/2022	9,531,855.56	4.865	4.933	Federal Farm Credit Bank Disc	9,850,800.00
13650	FAD	60,000,000.00	4.550	12/15/2023	12/15/2022	57,232,083.33	4.779	4.845	Federal Home Loan Discount	59,104,800.00
13654	FAD	15,000,000.00	4.510	12/15/2023	12/20/2022	14,323,500.00	4.733	4.799	Federal Home Loan Discount	14,776,200.00
13662	FAD	5,000,000.00	4.605	12/18/2023	12/29/2022	4,773,587.50	4.835	4.902	Federal Home Loan Discount	4,923,250.00
13744	FAD	20,000,000.00	4.640	12/18/2023	04/11/2023	19,352,977.78	4.853	4.920	Federal Home Loan Discount	19,693,000.00
13652	FAC	5,000,000.00	5.000	12/19/2023	12/19/2022	5,000,000.00	4.931	5.000	Federal Home Loan Bank	4,992,300.00
13342	FAC	5,000,000.00	0.680	12/20/2023	12/20/2021	5,000,000.00	0.670	0.680	Federal Farm Credit Bank	4,928,550.00
13653	FAC	5,000,000.00	5.000	12/20/2023	12/20/2022	5,000,000.00	4.931	5.000	Fed Natl Mtg Assoc	4,990,200.00
13655	FAC	10,000,000.00	4.750	12/21/2023	12/21/2022	9,997,300.00	4.712	4.777	Federal Home Loan Bank	9,968,900.00
13656	FAD	3,000,000.00	4.520	12/21/2023	12/21/2022	2,862,516.67	4.746	4.812	Federal Home Loan Discount	2,952,690.00
13479	FAC	5,000,000.00	2.550	12/22/2023	06/22/2022	5,000,000.00	2.515	2.550	Fed Home Ln Mtg Corp	4,955,250.00
13657	FAC	10,000,000.00	4.850	12/22/2023	12/22/2022	10,000,000.00	4.783	4.850	Fed Agric Mrg Corp (FarmerMac)	9,972,200.00
13659	FAD	10,000,000.00	4.490	12/22/2023	12/22/2022	9,544,763.89	4.713	4.779	Federal Home Loan Discount	9,840,900.00
13660	FAD	5,000,000.00	4.605	12/26/2023	12/27/2022	4,767,191.67	4.838	4.905	Federal Home Loan Discount	4,917,650.00

INVESTMENT #	TYPE	FACE VALUE	STATED RATE	MATURITY DATE	PURCHASE DATE	BOOK VALUE	YTM 360 DAYS	YTM 365 DAYS	DESCRIPTION	MARKET VALUE
13346	FAC	5,000,000.00	0.750	12/27/2023	12/27/2021	5,000,000.00	0.739	0.750	Federal Home Loan Bank	4,923,550.00
13661	FAD	10,000,000.00	4.605	12/27/2023	12/27/2022	9,533,104.17	4.839	4.906	Federal Home Loan Discount	9,833,900.00
13347	FAC	5,000,000.00	0.800	12/28/2023	12/28/2021	5,000,000.00	0.789	0.800	Federal Home Loan Bank	4,923,750.00
13415	FAC	5,000,000.00	1.650	12/28/2023	03/28/2022	5,000,000.00	1.627	1.650	Federal Home Loan Bank	4,937,400.00
13484	FAC	5,000,000.00	2.125	12/28/2023	06/28/2022	5,000,000.00	3.072	3.114	Federal Home Loan Bank	4,975,300.00
13663	FAD	5,000,000.00	4.605	12/28/2023	12/29/2022	4,767,191.67	4.838	4.905	Federal Home Loan Discount	4,916,250.00
13348	FAC	5,000,000.00	0.750	12/29/2023	12/29/2021	5,000,000.00	0.739	0.750	Federal Home Loan Bank	4,922,400.00
13349	FAC	5,000,000.00	0.750	12/29/2023	12/29/2021	5,000,000.00	0.739	0.750	Federal Home Loan Bank	4,922,400.00
13485	FAC	5,000,000.00	3.350	12/29/2023	06/29/2022	5,000,000.00	3.304	3.350	Federal Home Loan Bank	4,963,850.00
13486	FAC	5,000,000.00	2.850	12/29/2023	06/29/2022	5,000,000.00	2.810	2.850	Fed Home Ln Mtg Corp	4,955,850.00
13487	FAC	5,000,000.00	2.800	12/29/2023	06/29/2022	5,000,000.00	2.761	2.800	Fed Home Ln Mtg Corp	4,956,750.00
13666	FAD	5,000,000.00	4.650	01/02/2024	01/03/2023	4,764,916.67	4.887	4.955	Federal Home Loan Discount	4,912,800.00
13667	FAD	3,000,000.00	4.650	01/03/2024	01/03/2023	2,858,562.50	4.888	4.956	Federal Home Loan Discount	2,947,260.00
13668	FAD	3,000,000.00	4.690	01/04/2024	01/05/2023	2,857,736.67	4.931	4.999	Federal Home Loan Discount	2,946,840.00
13669	FAD	15,000,000.00	4.690	01/05/2024	01/05/2023	14,286,729.17	4.931	5.000	Federal Home Loan Discount	14,732,100.00
13670	FAD	5,000,000.00	4.630	01/08/2024	01/11/2023	4,767,213.89	4.865	4.932	Federal Home Loan Discount	4,908,600.00
13671	FAD	3,000,000.00	4.630	01/09/2024	01/11/2023	2,859,942.50	4.865	4.933	Federal Home Loan Discount	2,944,710.00
13672	FAD	3,000,000.00	4.630	01/10/2024	01/11/2023	2,859,556.67	4.865	4.933	Federal Home Loan Discount	2,944,290.00
13673	FAD	3,000,000.00	4.630	01/11/2024	01/11/2023	2,859,170.83	4.866	4.933	Federal Home Loan Discount	2,943,870.00
13674	FAD	5,000,000.00	4.650	01/12/2024	01/17/2023	4,767,500.00	4.885	4.953	Federal Home Loan Discount	4,905,750.00
13675	FAD	3,000,000.00	4.650	01/16/2024	01/17/2023	2,858,950.00	4.887	4.955	Federal Home Loan Discount	2,941,770.00
13676	FAD	3,000,000.00	4.650	01/17/2024	01/17/2023	2,858,562.50	4.888	4.956	Federal Home Loan Discount	2,941,350.00
13365	FAC	5,000,000.00	0.900	01/18/2024	01/18/2022	4,996,570.00	0.921	0.934	Federal Farm Credit Bank	4,912,550.00
13678	FAD	11,000,000.00	4.530	01/19/2024	01/19/2023	10,494,779.17	4.757	4.823	Federal Home Loan Discount	10,781,870.00
13679	FAD	5,000,000.00	4.605	01/22/2024	01/24/2023	4,767,831.25	4.838	4.905	Federal Home Loan Discount	4,898,750.00
13680	FAD	3,000,000.00	4.605	01/23/2024	01/24/2023	2,860,315.00	4.838	4.905	Federal Home Loan Discount	2,938,830.00
13681	FAD	3,000,000.00	4.605	01/24/2024	01/24/2023	2,859,931.25	4.839	4.906	Federal Home Loan Discount	2,938,410.00



INVESTMENT #	TYPE	FACE VALUE	STATED RATE	MATURITY DATE	PURCHASE DATE	BOOK VALUE	YTM 360 DAYS	YTM 365 DAYS	DESCRIPTION	MARKET VALUE
13685	FAD	3,000,000.00	4.600	01/25/2024	01/30/2023	2,862,000.00	4.831	4.898	Federal Home Loan Discount	2,937,990.00
13495	FAC	5,050,000.00	3.400	01/26/2024	07/26/2022	5,050,000.00	3.353	3.400	Fed Home Ln Mtg Corp	5,006,115.50
13682	FAC	10,000,000.00	5.030	01/26/2024	01/26/2023	10,000,000.00	4.961	5.030	Fed Natl Mtg Assoc	9,974,700.00
13686	FAD	5,000,000.00	4.600	01/26/2024	01/30/2023	4,769,361.11	4.831	4.899	Federal Home Loan Discount	4,895,950.00
13688	FAD	3,000,000.00	4.615	01/29/2024	01/30/2023	2,860,011.67	4.849	4.916	Federal Home Loan Discount	2,936,310.00
13738	FAC	5,000,000.00	5.000	01/30/2024	03/30/2023	5,000,000.00	4.939	5.008	Federal Home Loan Bank	4,989,950.00
13689	FAD	3,000,000.00	4.615	01/30/2024	01/30/2023	2,859,627.08	4.849	4.917	Federal Home Loan Discount	2,935,890.00
13695	FAD	5,000,000.00	4.790	01/30/2024	02/15/2023	4,767,818.06	5.033	5.103	Federal Home Loan Discount	4,893,150.00
13706	FAD	7,000,000.00	4.980	01/30/2024	02/27/2023	6,673,671.67	5.234	5.307	Federal Home Loan Discount	6,850,410.00
13710	FAD	9,000,000.00	5.020	01/30/2024	03/07/2023	8,587,105.00	5.296	5.370	Federal Home Loan Discount	8,807,670.00
13705	FAD	10,000,000.00	4.965	01/31/2024	02/27/2023	9,533,841.67	5.218	5.291	Federal Home Loan Discount	9,784,900.00
13711	FAD	4,000,000.00	5.020	01/31/2024	03/07/2023	3,815,933.33	5.296	5.370	Federal Home Loan Discount	3,913,960.00
13693	FAD	10,000,000.00	4.740	01/31/2024	02/14/2023	9,537,850.00	4.979	5.048	Fed Natl Mtg Assoc Disc	9,784,900.00
13692	FAD	7,000,000.00	4.760	02/01/2024	02/08/2023	6,668,651.11	5.004	5.074	Federal Home Loan Discount	6,848,870.00
13690	FAC	15,000,000.00	4.750	02/02/2024	02/02/2023	14,985,915.00	4.780	4.847	Federal Home Loan Bank	14,947,350.00
13814	FAD	3,000,000.00	5.075	02/02/2024	06/09/2023	2,899,345.83	5.317	5.391	Federal Home Loan Discount	2,934,810.00
13696	FAD	5,000,000.00	4.815	02/05/2024	02/16/2023	4,763,262.50	5.062	5.133	Fed Natl Mtg Assoc Disc	4,889,250.00
13691	FAC	5,000,000.00	4.750	02/06/2024	02/06/2023	4,991,450.00	4.859	4.927	Federal Home Loan Bank	4,984,600.00
13697	FAD	3,000,000.00	4.880	02/07/2024	02/17/2023	2,855,633.33	5.134	5.205	Federal Home Loan Discount	2,932,710.00
13698	FAD	3,000,000.00	4.900	02/08/2024	02/21/2023	2,856,266.67	5.154	5.226	Federal Home Loan Discount	2,932,290.00
13374	FAC	5,000,000.00	1.180	02/09/2024	02/09/2022	4,996,160.00	1.202	1.218	Federal Farm Credit Bank	4,906,350.00
13699	FAD	3,000,000.00	4.885	02/12/2024	02/21/2023	2,855,078.33	5.140	5.211	Federal Home Loan Discount	2,930,640.00
13701	FAD	3,000,000.00	4.890	02/13/2024	02/23/2023	2,855,337.50	5.145	5.216	Fed Natl Mtg Assoc Disc	2,930,220.00
13702	FAD	3,000,000.00	4.890	02/14/2024	02/23/2023	2,854,930.00	5.145	5.217	Fed Natl Mtg Assoc Disc	2,929,800.00
13694	FAC	5,000,000.00	5.000	02/15/2024	02/15/2023	5,000,000.00	4.931	5.000	Federal Home Loan Bank	4,987,000.00
13379	FAC	5,000,000.00	1.040	02/16/2024	02/16/2022	5,000,000.00	1.025	1.040	Fed Agric Mrg Corp (FarmerMac)	4,898,750.00
13708	FAD	7,000,000.00	4.985	02/16/2024	02/28/2023	6,657,835.14	5.265	5.338	Federal Home Loan Discount	6,834,240.00

INVESTMENT #	TYPE	FACE VALUE	STATED RATE	MATURITY DATE	PURCHASE DATE	BOOK VALUE	YTM 360 DAYS	YTM 365 DAYS	DESCRIPTION	MARKET VALUE
13704	FAD	5,000,000.00	4.935	02/20/2024	02/24/2023	4,752,564.58	5.197	5.269	Federal Home Loan Discount	4,878,800.00
13700	FAD	3,000,000.00	4.905	02/21/2024	02/22/2023	2,851,215.00	5.166	5.237	Federal Home Loan Discount	2,926,860.00
13712	FAD	3,000,000.00	5.040	02/22/2024	03/07/2023	2,852,160.00	5.325	5.399	Federal Home Loan Discount	2,926,440.00
13282	FAC	5,000,000.00	0.570	02/23/2024	11/23/2021	5,000,000.00	0.562	0.570	Federal Home Loan Bank	4,882,950.00
13381	FAC	5,000,000.00	1.100	02/23/2024	02/23/2022	5,000,000.00	1.084	1.100	Federal Home Loan Bank	4,895,250.00
13387	FAC	5,000,000.00	1.500	02/23/2024	02/28/2022	5,000,000.00	1.479	1.500	Federal Home Loan Bank	4,899,350.00
13703	FAC	5,000,000.00	5.125	02/23/2024	02/23/2023	5,000,000.00	5.054	5.125	Federal Home Loan Bank	4,992,850.00
13713	FAD	3,000,000.00	5.040	02/26/2024	03/07/2023	2,850,480.00	5.326	5.400	Federal Home Loan Discount	2,924,790.00
13715	FAD	3,000,000.00	5.220	02/27/2024	03/09/2023	2,845,575.00	5.524	5.601	Federal Home Loan Discount	2,924,370.00
13385	FAC	5,000,000.00	0.900	02/28/2024	02/28/2022	5,000,000.00	1.475	1.495	Federal Home Loan Bank	4,916,950.00
13413	FAC	3,000,000.00	2.125	02/28/2024	03/25/2022	2,996,580.00	2.156	2.186	Federal Home Loan Bank	2,952,570.00
13707	FAC	5,000,000.00	5.125	02/28/2024	02/28/2023	5,000,000.00	5.054	5.125	Fed Natl Mtg Assoc	4,984,200.00
13743	FAC	10,000,000.00	4.550	02/29/2024	04/11/2023	10,000,000.00	4.496	4.558	Federal Home Loan Bank	9,953,100.00
13709	FAC	5,000,000.00	5.250	03/01/2024	03/01/2023	5,000,000.00	5.178	5.250	Federal Home Loan Bank	4,994,150.00
13746	FAC	10,000,000.00	4.550	03/01/2024	04/12/2023	10,000,000.00	4.492	4.555	Federal Home Loan Bank	9,956,500.00
13748	FAD	11,000,000.00	4.410	03/01/2024	04/12/2023	10,563,410.00	4.627	4.691	Federal Home Loan Discount	10,722,140.00
13818	FAD	5,000,000.00	5.015	03/01/2024	06/13/2023	4,817,509.72	5.261	5.335	Federal Home Loan Discount	4,873,700.00
13716	FAD	5,000,000.00	5.170	03/04/2024	03/09/2023	4,740,781.94	5.471	5.547	Federal Home Loan Discount	4,871,650.00
13717	FAD	3,000,000.00	4.990	03/05/2024	03/13/2023	2,851,131.67	5.272	5.345	Federal Home Loan Discount	2,922,600.00
13718	FAD	3,000,000.00	4.990	03/06/2024	03/13/2023	2,850,715.83	5.272	5.345	Federal Home Loan Discount	2,922,180.00
13719	FAD	3,000,000.00	4.990	03/07/2024	03/13/2023	2,850,300.00	5.272	5.346	Federal Home Loan Discount	2,921,790.00
13749	FAD	3,000,000.00	4.395	03/08/2024	04/12/2023	2,878,771.25	4.613	4.677	Federal Home Loan Discount	2,921,370.00
13750	FAD	3,000,000.00	4.380	03/11/2024	04/12/2023	2,878,090.00	4.598	4.661	Federal Home Loan Discount	2,920,170.00
13720	FAD	3,000,000.00	5.000	03/12/2024	03/13/2023	2,847,916.67	5.285	5.358	Federal Home Loan Discount	2,919,750.00
13754	FAD	3,000,000.00	4.390	03/13/2024	04/13/2023	2,877,445.83	4.609	4.673	Federal Home Loan Discount	2,919,360.00
13400	FAC	5,000,000.00	1.625	03/14/2024	03/14/2022	4,997,160.00	1.631	1.653	Federal Farm Credit Bank	4,903,000.00
13337	FAC	5,000,000.00	0.820	03/14/2024	12/14/2021	5,000,000.00	0.808	0.820	Federal Home Loan Bank	4,876,500.00



INVESTMENT #	TYPE	FACE VALUE	STATED RATE	MATURITY DATE	PURCHASE DATE	BOOK VALUE	YTM 360 DAYS	YTM 365 DAYS	DESCRIPTION	MARKET VALUE
13401	FAC	5,000,000.00	1.750	03/15/2024	03/15/2022	5,000,000.00	1.726	1.750	Federal Home Loan Bank	4,900,800.00
13721	FAC	10,000,000.00	5.350	03/15/2024	03/15/2023	10,000,000.00	5.276	5.350	Federal Home Loan Bank	9,988,700.00
13751	FAD	10,000,000.00	4.380	03/15/2024	04/12/2023	9,588,766.67	4.599	4.663	Federal Home Loan Discount	9,728,500.00
13753	FAD	5,000,000.00	4.375	03/18/2024	04/13/2023	4,793,402.78	4.594	4.658	Federal Home Loan Discount	4,862,200.00
13723	FAC	3,500,000.00	5.150	03/21/2024	03/21/2023	3,500,000.00	5.079	5.150	Fed Natl Mtg Assoc	3,490,200.00
13658	FAC	5,000,000.00	5.050	03/22/2024	12/22/2022	5,000,000.00	4.980	5.050	Fed Home Ln Mtg Corp	4,984,000.00
13101	FAC	5,000,000.00	0.350	03/28/2024	03/30/2021	5,000,000.00	0.345	0.350	Federal Home Loan Bank	4,854,800.00
13417	FAC	5,000,000.00	2.000	03/28/2024	03/28/2022	5,000,000.00	1.972	2.000	Federal Home Loan Bank	4,900,750.00
13736	FAC	5,000,000.00	5.500	03/28/2024	03/28/2023	5,000,000.00	5.424	5.500	Federal Home Loan Bank	4,990,900.00
13737	FAC	5,000,000.00	5.200	03/28/2024	03/30/2023	5,000,000.00	5.129	5.200	Fed Natl Mtg Assoc	4,985,250.00
13739	FAD	20,000,000.00	4.450	03/28/2024	04/03/2023	19,110,000.00	4.681	4.746	Federal Home Loan Discount	19,421,800.00
13740	FAD	15,000,000.00	4.470	03/28/2024	04/04/2023	14,331,362.50	4.703	4.768	Federal Home Loan Discount	14,566,350.00
13741	FAD	5,000,000.00	4.470	04/01/2024	04/04/2023	4,774,637.50	4.704	4.769	Federal Home Loan Discount	4,853,300.00
13783	FAD	4,000,000.00	4.785	04/05/2024	05/22/2023	3,830,398.33	5.037	5.107	Federal Home Loan Discount	3,880,480.00
13110	FAC	10,000,000.00	0.375	04/08/2024	04/08/2021	10,000,000.00	0.369	0.375	Federal Home Loan Bank	9,695,300.00
13111	FAC	5,000,000.00	0.375	04/08/2024	04/08/2021	5,000,000.00	0.369	0.375	Federal Home Loan Bank	4,847,650.00
13807	FAC	5,000,000.00	5.250	04/08/2024	06/06/2023	5,000,000.00	5.178	5.250	Federal Home Loan Bank	4,985,750.00
13745	FAD	20,000,000.00	4.480	04/11/2024	04/11/2023	19,089,066.67	4.716	4.781	Federal Home Loan Discount	19,386,200.00
13747	FAC	10,000,000.00	5.050	04/12/2024	04/12/2023	10,000,000.00	4.980	5.050	Fed Natl Mtg Assoc	9,959,200.00
13752	FAD	20,000,000.00	4.330	04/12/2024	04/13/2023	19,121,972.22	4.552	4.616	Federal Home Loan Discount	19,383,600.00
13122	FAC	10,000,000.00	0.400	04/15/2024	04/15/2021	10,000,000.00	0.394	0.400	Federal Home Loan Bank	9,687,800.00
13735	FAC	15,000,000.00	4.300	04/15/2024	03/28/2023	15,000,000.00	4.242	4.301	Federal Home Loan Bank	14,895,900.00
13742	FAC	40,000,000.00	4.370	04/15/2024	04/10/2023	40,000,000.00	4.309	4.369	Federal Home Loan Bank	39,739,200.00
13760	FAD	50,000,000.00	4.550	04/15/2024	04/20/2023	47,718,680.56	4.791	4.857	Federal Home Loan Discount	48,439,000.00
13761	FAD	5,000,000.00	4.550	04/15/2024	04/20/2023	4,771,868.06	4.791	4.857	Federal Home Loan Discount	4,843,900.00
13758	FAD	10,000,000.00	4.460	04/16/2024	04/17/2023	9,547,805.56	4.694	4.759	Federal Home Loan Discount	9,686,400.00
13766	FAD	3,500,000.00	4.490	04/17/2024	04/26/2023	3,344,159.58	4.724	4.790	Federal Home Loan Discount	3,389,785.00

INVESTMENT #	TYPE	FACE VALUE	STATED RATE	MATURITY DATE	PURCHASE DATE	BOOK VALUE	YTM 360 DAYS	YTM 365 DAYS	DESCRIPTION	MARKET VALUE
13447	FAC	5,000,000.00	2.375	04/18/2024	04/18/2022	5,000,000.00	2.342	2.375	Federal Home Loan Bank	4,902,200.00
13759	FAD	3,000,000.00	4.580	04/18/2024	04/19/2023	2,860,691.67	4.825	4.892	Federal Home Loan Discount	2,905,110.00
13762	FAD	10,000,000.00	4.530	04/19/2024	04/21/2023	9,541,966.67	4.770	4.836	Federal Home Loan Discount	9,682,400.00
13774	FAD	3,000,000.00	4.520	04/19/2024	05/03/2023	2,867,413.33	4.756	4.822	Federal Home Loan Discount	2,904,720.00
13795	FAD	5,000,000.00	4.905	04/19/2024	06/01/2023	4,779,956.25	5.165	5.237	Federal Home Loan Discount	4,841,200.00
13767	FAD	3,000,000.00	4.470	04/22/2024	04/26/2023	2,865,155.00	4.704	4.769	Federal Home Loan Discount	2,903,520.00
13768	FAD	3,000,000.00	4.525	04/23/2024	04/27/2023	2,863,495.83	4.764	4.830	Federal Home Loan Discount	2,903,100.00
13769	FAD	3,000,000.00	4.525	04/24/2024	04/27/2023	2,863,118.75	4.764	4.830	Federal Home Loan Discount	2,902,710.00
13764	FAC	5,000,000.00	4.875	04/25/2024	04/25/2023	5,000,000.00	4.808	4.875	Federal Home Loan Bank	4,982,700.00
13683	FAC	10,000,000.00	4.750	04/26/2024	01/26/2023	9,999,000.00	4.698	4.764	Federal Farm Credit Bank	9,963,900.00
13456	FAC	5,000,000.00	2.500	04/26/2024	04/26/2022	5,000,000.00	2.465	2.500	Federal Home Loan Bank	4,907,750.00
13460	FAC	5,000,000.00	2.625	04/26/2024	04/29/2022	5,000,000.00	2.589	2.625	Federal Home Loan Bank	4,906,350.00
13560	FAC	5,000,000.00	4.750	04/26/2024	10/26/2022	5,000,000.00	4.684	4.750	Federal Home Loan Bank	4,971,100.00
13765	FAC	5,000,000.00	5.200	04/26/2024	04/26/2023	5,000,000.00	5.128	5.200	Fed Natl Mtg Assoc	4,981,500.00
13137	FAC	5,000,000.00	0.500	04/29/2024	04/29/2021	5,000,000.00	0.493	0.500	Federal Home Loan Bank	4,837,350.00
13138	FAC	5,000,000.00	0.400	04/29/2024	04/29/2021	5,000,000.00	0.394	0.400	Federal Home Loan Bank	4,834,150.00
13139	FAC	5,000,000.00	0.400	04/29/2024	04/29/2021	5,000,000.00	0.394	0.400	Federal Home Loan Bank	4,834,150.00
13772	FAD	5,000,000.00	4.595	04/29/2024	05/01/2023	4,767,697.22	4.841	4.908	Federal Home Loan Discount	4,834,500.00
13775	FAD	5,000,000.00	4.420	04/30/2024	05/04/2023	4,777,772.22	4.650	4.714	Federal Home Loan Discount	4,833,800.00
13777	FAD	7,000,000.00	4.500	04/30/2024	05/09/2023	6,687,625.00	4.736	4.801	Federal Home Loan Discount	6,767,320.00
13781	FAD	5,000,000.00	4.665	04/30/2024	05/18/2023	4,774,525.00	4.913	4.982	Federal Home Loan Discount	4,833,800.00
13785	FAD	12,500,000.00	4.930	04/30/2024	05/25/2023	11,916,274.31	5.201	5.273	Federal Home Loan Discount	12,084,500.00
13770	FAC	5,000,000.00	5.125	05/01/2024	05/01/2023	5,000,000.00	5.054	5.125	Fed Natl Mtg Assoc	4,982,100.00
13786	FAD	8,000,000.00	4.990	05/01/2024	05/26/2023	7,621,868.89	5.267	5.340	Federal Home Loan Discount	7,734,240.00
13776	FAD	3,000,000.00	4.475	05/02/2024	05/08/2023	2,865,750.00	4.709	4.774	Federal Home Loan Discount	2,899,410.00
13773	FAC	5,000,000.00	5.220	05/03/2024	05/03/2023	5,000,000.00	5.148	5.220	Fed Natl Mtg Assoc	4,979,800.00
13779	FAD	7,000,000.00	4.540	05/03/2024	05/15/2023	6,687,496.67	4.778	4.845	Federal Home Loan Discount	6,765,640.00



INVESTMENT #	TYPE	FACE VALUE	STATED RATE	MATURITY DATE	PURCHASE DATE	BOOK VALUE	YTM 360 DAYS	YTM 365 DAYS	DESCRIPTION	MARKET VALUE
13811	FAD	5,000,000.00	4.965	05/03/2024	06/07/2023	4,771,747.92	5.233	5.306	Federal Home Loan Discount	4,832,600.00
13778	FAD	3,000,000.00	4.465	05/06/2024	05/11/2023	2,865,677.92	4.698	4.764	Federal Home Loan Discount	2,898,360.00
13787	FAD	3,000,000.00	4.975	05/07/2024	05/26/2023	2,856,139.58	5.252	5.325	Federal Home Loan Discount	2,897,940.00
13788	FAD	3,000,000.00	4.975	05/08/2024	05/26/2023	2,855,725.00	5.252	5.325	Federal Home Loan Discount	2,897,550.00
13789	FAD	3,000,000.00	4.975	05/09/2024	05/26/2023	2,855,310.42	5.253	5.326	Federal Home Loan Discount	2,897,160.00
13790	FAD	12,000,000.00	4.975	05/10/2024	05/26/2023	11,419,583.33	5.253	5.326	Federal Home Loan Discount	11,586,960.00
13796	FAD	5,000,000.00	4.865	05/10/2024	06/01/2023	4,767,561.11	5.129	5.200	Federal Home Loan Discount	4,827,900.00
13784	FAD	5,500,000.00	4.755	05/13/2024	05/23/2023	5,241,380.83	5.014	5.083	Federal Home Loan Discount	5,308,545.00
13792	FAD	3,500,000.00	4.880	05/14/2024	06/01/2023	3,334,893.33	5.147	5.218	Federal Home Loan Discount	3,377,675.00
13803	FAD	3,000,000.00	4.940	05/14/2024	06/05/2023	2,858,386.67	5.211	5.283	Federal Home Loan Discount	2,895,150.00
13793	FAD	3,500,000.00	4.880	05/15/2024	06/01/2023	3,334,418.89	5.147	5.219	Federal Home Loan Discount	3,377,220.00
13804	FAD	3,000,000.00	4.940	05/15/2024	06/05/2023	2,857,975.00	5.211	5.284	Federal Home Loan Discount	2,894,760.00
13782	TRD	4,000,000.00	4.750	05/16/2024	05/19/2023	3,808,416.67	4.996	5.065	T BILL	3,851,680.00
13470	FAC	5,000,000.00	3.000	05/17/2024	05/20/2022	5,000,000.00	2.958	3.000	Federal Home Loan Bank	4,911,250.00
13794	FAD	3,500,000.00	4.880	05/17/2024	06/01/2023	3,333,470.00	5.148	5.219	Federal Home Loan Discount	3,376,275.00
13805	FAD	3,000,000.00	4.940	05/17/2024	06/05/2023	2,857,151.67	5.212	5.285	Federal Home Loan Discount	2,893,950.00
13800	FAD	3,000,000.00	4.830	05/20/2024	06/02/2023	2,857,917.50	5.094	5.165	Federal Home Loan Discount	2,892,750.00
13801	FAD	3,000,000.00	4.830	05/21/2024	06/02/2023	2,857,515.00	5.094	5.165	Federal Home Loan Discount	2,892,360.00
13802	FAD	3,000,000.00	4.830	05/22/2024	06/02/2023	2,857,112.50	5.095	5.165	Federal Home Loan Discount	2,891,970.00
13382	FAC	5,000,000.00	1.350	05/24/2024	02/24/2022	5,000,000.00	1.331	1.350	Federal Home Loan Bank	4,851,200.00
13599	FAC	5,000,000.00	5.250	05/24/2024	11/25/2022	5,000,000.00	5.178	5.250	Fed Home Ln Mtg Corp	4,981,400.00
13791	FAD	8,500,000.00	4.915	05/24/2024	05/30/2023	8,082,225.00	5.190	5.262	Federal Home Loan Discount	8,191,620.00
13797	FAD	5,000,000.00	4.830	05/24/2024	06/01/2023	4,759,841.67	5.096	5.166	Federal Home Loan Discount	4,818,600.00
13386	FAC	5,000,000.00	1.300	05/28/2024	02/28/2022	5,000,000.00	1.282	1.300	Federal Home Loan Bank	4,854,700.00
13798	FAD	5,000,000.00	4.815	05/29/2024	06/01/2023	4,757,243.75	5.081	5.152	Federal Home Loan Discount	4,815,300.00
13799	FAD	30,000,000.00	4.815	05/31/2024	06/01/2023	28,535,437.50	5.082	5.152	Federal Home Loan Discount	28,883,700.00
13806	FAD	8,000,000.00	4.895	06/03/2024	06/05/2023	7,604,048.89	5.169	5.241	Federal Home Loan Discount	7,701,360.00

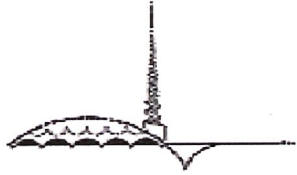
INVESTMENT #	TYPE	FACE VALUE	STATED RATE	MATURITY DATE	PURCHASE DATE	BOOK VALUE	YTM 360 DAYS	YTM 365 DAYS	DESCRIPTION	MARKET VALUE
13808	FAD	3,500,000.00	4.895	06/04/2024	06/06/2023	3,326,771.39	5.169	5.241	Federal Home Loan Discount	3,368,890.00
13809	FAD	3,500,000.00	4.895	06/05/2024	06/06/2023	3,326,295.49	5.170	5.241	Federal Home Loan Discount	3,368,435.00
13812	FAD	3,500,000.00	4.900	06/06/2024	06/07/2023	3,326,118.06	5.175	5.247	Federal Home Loan Discount	3,367,980.00
13810	FAC	5,000,000.00	5.500	06/07/2024	06/07/2023	5,000,000.00	5.424	5.500	Federal Home Loan Bank	4,984,400.00
13813	FAD	20,000,000.00	4.925	06/07/2024	06/08/2023	19,001,319.44	5.202	5.275	Federal Home Loan Discount	19,242,800.00
13815	FAD	5,000,000.00	4.890	06/10/2024	06/12/2023	4,752,783.33	5.164	5.235	Federal Home Loan Discount	4,808,750.00
13816	FAD	3,000,000.00	4.890	06/11/2024	06/12/2023	2,851,262.50	5.164	5.236	Federal Home Loan Discount	2,884,860.00
13820	FAD	3,000,000.00	4.970	06/12/2024	06/16/2023	2,850,071.67	5.251	5.324	Federal Home Loan Discount	2,884,470.00
13817	FAC	5,000,000.00	5.280	06/13/2024	06/13/2023	5,000,000.00	5.207	5.280	Fed Agric Mrg Corp (FarmerMac)	4,989,250.00
13819	FAD	10,000,000.00	4.965	06/14/2024	06/15/2023	9,496,604.17	5.246	5.319	Federal Home Loan Discount	9,612,200.00
13821	FAD	6,000,000.00	4.975	06/14/2024	06/20/2023	5,701,500.00	5.255	5.328	Federal Home Loan Discount	5,767,320.00
13478	RRP	2,555,012.22	4.500	06/15/2024	06/15/2022	2,555,012.22	4.438	4.500	MARIN COUNTY	2,555,012.22
13406	FAC	5,000,000.00	1.800	06/17/2024	03/17/2022	4,997,645.00	1.796	1.821	Federal Farm Credit Bank	4,864,250.00
13822	FAD	3,000,000.00	4.975	06/18/2024	06/20/2023	2,849,091.67	5.257	5.330	Federal Home Loan Discount	2,882,100.00
13823	FAD	5,000,000.00	4.990	06/20/2024	06/23/2023	4,748,420.83	5.273	5.346	Federal Home Loan Discount	4,802,150.00
13824	FAD	10,000,000.00	4.980	06/21/2024	06/26/2023	9,500,616.67	5.261	5.334	Federal Home Loan Discount	9,603,000.00
13830	FAD	3,000,000.00	5.085	06/21/2024	06/30/2023	2,848,721.25	5.376	5.451	Federal Home Loan Discount	2,880,900.00
13831	FAD	5,000,000.00	5.070	06/24/2024	06/30/2023	4,746,500.00	5.360	5.435	Federal Home Loan Discount	4,799,550.00
13832	FAD	3,000,000.00	5.070	06/25/2024	06/30/2023	2,847,477.50	5.361	5.435	Federal Home Loan Discount	2,879,340.00
13827	FAD	8,000,000.00	5.095	06/26/2024	06/29/2023	7,589,003.33	5.389	5.463	Federal Home Loan Discount	7,677,200.00
13833	FAD	9,000,000.00	5.070	06/26/2024	06/30/2023	8,541,165.00	5.361	5.435	Federal Home Loan Discount	8,636,850.00
13828	FAD	10,000,000.00	5.095	06/27/2024	06/30/2023	9,486,254.17	5.389	5.464	Federal Home Loan Discount	9,595,100.00
13836	FAD	10,000,000.00	5.075	06/27/2024	07/05/2023	9,495,319.44	5.365	5.440	Federal Home Loan Discount	9,595,100.00
13416	FAC	5,000,000.00	2.000	06/28/2024	03/28/2022	5,000,000.00	1.973	2.000	Federal Home Loan Bank	4,858,900.00
13826	FAC	5,000,000.00	5.330	06/28/2024	06/28/2023	5,000,000.00	5.256	5.330	Fed Natl Mtg Assoc	4,981,450.00
13837	FAD	10,000,000.00	5.145	06/28/2024	07/06/2023	9,488,358.33	5.442	5.518	Federal Home Loan Discount	9,593,800.00
13834	FAD	3,000,000.00	5.080	07/01/2024	07/03/2023	2,845,906.67	5.373	5.447	Federal Home Loan Discount	2,878,110.00



INVESTMENT #	TYPE	FACE VALUE	STATED RATE	MATURITY DATE	PURCHASE DATE	BOOK VALUE	YTM 360 DAYS	YTM 365 DAYS	DESCRIPTION	MARKET VALUE
13835	FAD	3,000,000.00	5.080	07/02/2024	07/03/2023	2,845,483.33	5.373	5.448	Federal Home Loan Discount	2,877,720.00
13838	FAD	3,000,000.00	5.030	07/03/2024	07/17/2023	2,852,453.33	5.314	5.388	Federal Home Loan Discount	2,877,330.00
13842	FAD	22,000,000.00	5.070	07/05/2024	07/20/2023	20,912,485.00	5.358	5.432	Federal Home Loan Discount	21,094,700.00
13839	FAD	5,000,000.00	4.995	07/08/2024	07/18/2023	4,753,025.00	5.277	5.350	Federal Home Loan Discount	4,792,300.00
13841	FAD	3,000,000.00	5.010	07/09/2024	07/19/2023	2,851,370.00	5.293	5.367	Federal Home Loan Discount	2,874,990.00
13846	FAD	5,000,000.00	5.060	07/10/2024	07/21/2023	4,750,513.89	5.348	5.422	Federal Home Loan Bank	4,791,000.00
13843	FAD	3,000,000.00	5.060	07/11/2024	07/20/2023	2,849,465.00	5.348	5.423	Federal Home Loan Discount	2,874,210.00
13847	FAD	19,000,000.00	5.115	07/12/2024	07/27/2023	18,052,446.25	5.407	5.482	Federal Home Loan Discount	18,200,860.00
13714	FAC	5,000,000.00	5.380	07/15/2024	03/08/2023	5,000,880.00	5.298	5.371	Federal Home Loan Bank	4,996,300.00
13853	FAD	6,000,000.00	5.115	07/16/2024	08/16/2023	5,714,412.50	5.402	5.477	Federal Home Loan Discount	5,744,520.00
13848	FAD	3,000,000.00	5.080	07/17/2024	08/07/2023	2,853,950.00	5.367	5.441	Federal Home Loan Discount	2,871,870.00
13855	FAD	3,000,000.00	5.135	07/18/2024	08/21/2023	2,857,931.67	5.423	5.498	Federal Home Loan Discount	2,871,480.00
13677	FAC	5,000,000.00	4.800	07/19/2024	01/19/2023	5,000,000.00	4.734	4.800	Fed Home Ln Mtg Corp	4,968,300.00
13840	FAC	5,000,000.00	5.400	07/19/2024	07/19/2023	5,000,000.00	5.326	5.400	Fed Natl Mtg Assoc	4,985,900.00
13849	FAD	9,000,000.00	5.050	07/19/2024	08/08/2023	8,563,175.00	5.334	5.408	Federal Home Loan Discount	8,613,270.00
13854	FAD	5,000,000.00	5.125	07/22/2024	08/17/2023	4,757,986.11	5.414	5.490	Federal Home Loan Discount	4,783,200.00
13857	FAD	3,000,000.00	5.150	07/23/2024	08/24/2023	2,856,658.33	5.440	5.516	Federal Home Loan Discount	2,869,530.00
13763	FAC	5,000,000.00	4.500	07/24/2024	04/24/2023	5,000,000.00	4.443	4.505	Federal Home Loan Bank	4,957,600.00
13850	FAD	10,000,000.00	5.050	07/26/2024	08/10/2023	9,507,625.00	5.336	5.410	Federal Home Loan Discount	9,561,200.00
13852	FAD	10,000,000.00	5.140	07/26/2024	08/15/2023	9,505,988.89	5.433	5.508	Federal Home Loan Discount	9,561,200.00
13858	FAD	30,000,000.00	5.135	07/26/2024	08/30/2023	28,583,595.83	5.406	5.481	Federal Home Loan Discount	28,683,600.00
13756	FAC	5,000,000.00	4.440	08/06/2024	04/17/2023	5,000,000.00	4.383	4.444	Federal Home Loan Bank	4,958,450.00
13856	FAD	3,000,000.00	5.125	08/07/2024	08/23/2023	2,850,520.83	5.418	5.493	Federal Home Loan Discount	2,864,460.00
13757	FAC	5,000,000.00	4.420	08/13/2024	04/17/2023	5,000,000.00	4.363	4.424	Federal Home Loan Bank	4,956,650.00
13780	FAC	5,000,000.00	4.520	08/14/2024	05/17/2023	5,000,000.00	4.463	4.525	Federal Home Loan Bank	4,961,050.00
13859	FAD	14,000,000.00	5.105	08/16/2024	08/31/2023	13,303,167.50	5.393	5.468	Federal Home Loan Discount	13,351,380.00
13514	FAC	5,000,000.00	3.500	08/28/2024	08/30/2022	5,000,000.00	3.452	3.500	Federal Home Loan Bank	4,910,600.00

INVESTMENT #	TYPE	FACE VALUE	STATED RATE	MATURITY DATE	PURCHASE DATE	BOOK VALUE	YTM 360 DAYS	YTM 365 DAYS	DESCRIPTION	MARKET VALUE
13825	FAC	10,000,000.00	5.550	09/27/2024	06/27/2023	10,000,000.00	6.914	7.010	Fed Agric Mrg Corp (FarmerMac)	9,956,800.00
13535	FAC	5,000,000.00	4.500	09/30/2024	09/30/2022	5,000,000.00	4.438	4.500	Fed Home Ln Mtg Corp	4,945,250.00
13219	FAC	5,000,000.00	0.650	10/07/2024	10/07/2021	5,000,000.00	0.641	0.650	Federal Home Loan Bank	4,747,200.00
13845	FAC	5,000,000.00	5.625	10/24/2024	07/24/2023	5,000,000.00	5.555	5.632	Fed Natl Mtg Assoc	4,984,850.00
12980	RRP	200,000.00	4.000	11/01/2024	11/01/2020	200,000.00	3.945	4.000	MARIN COUNTY	200,000.00
13271	FAC	5,000,000.00	0.350	11/18/2024	11/18/2021	5,000,000.00	0.999	1.013	Federal Home Loan Bank	4,774,800.00
13664	FAC	5,000,000.00	5.000	12/27/2024	12/30/2022	5,000,000.00	4.931	5.000	Federal Home Loan Bank	4,957,500.00
13829	FAC	5,000,000.00	5.500	12/27/2024	06/30/2023	5,000,000.00	5.425	5.500	Federal Home Loan Bank	4,977,600.00
13665	FAC	5,000,000.00	5.300	12/30/2024	12/30/2022	5,000,000.00	5.227	5.300	Federal Home Loan Bank	4,963,050.00
13687	FAC	5,000,000.00	4.770	01/30/2025	01/30/2023	5,000,000.00	4.704	4.770	Fed Home Ln Mtg Corp	4,945,950.00
13851	FAC	5,000,000.00	5.610	02/14/2025	08/14/2023	5,000,000.00	5.533	5.610	Federal Home Loan Bank	5,000,000.00
13399	FAC	5,000,000.00	1.250	03/14/2025	03/14/2022	5,000,000.00	2.157	2.187	Federal Home Loan Bank	4,862,000.00
13771	RRP	75,000.00	6.250	05/01/2026	05/01/2023	75,000.00	6.164	6.250	MARIN COUNTY	75,000.00
		<b>2,146,156,050.72</b>					<b>2,083,418,401.38</b>			<b>2,104,664,893.42</b>
AMORTIZATION & ACCRETION OF PREMIUMS & DISCOUNTS						<b>9,501.16</b>			ACCRUED INTEREST DISCOUNT INVESTMENTS	
		<b>2,146,156,050.72</b>					<b>2,083,427,902.54</b>			<b>2,104,664,893.42</b>





TREASURER DIVISION - DEPARTMENT OF FINANCE  
 PORTFOLIO SUMMARY REPORT - OPERATING FUNDS  
 COUNTY OF MARIN, SCHOOLS & SPECIAL DISTRICTS  
 August 31, 2023

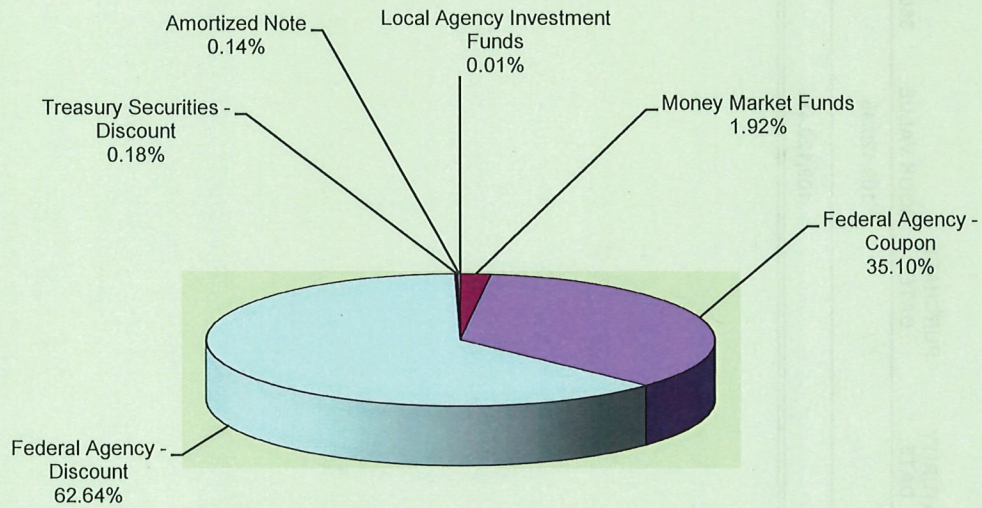
DESCRIPTION	ENDING BALANCE August 31, 2023	AVERAGE BALANCE August 31, 2023	WEIGHTED AVERAGE DAYS TO MATURITY	ANNUALIZED YIELD August 31, 2023	YIELD August 31, 2023
LOCAL AGENCY INVESTMENT FUNDS	\$262,717.15	\$262,717.15	1	3.434	3.434
MONEY MARKET FUNDS	\$40,098,321.35	\$41,593,482.64	1	5.203	5.205
FEDERAL AGENCY ISSUES - COUPON	\$731,300,200.00	\$742,428,962.71	192	3.214	3.270
FEDERAL AGENCY ISSUES - DISCOUNT	\$1,305,118,733.99	\$1,295,307,515.60	182	5.003	5.054
TREASURY SECURITIES - COUPON		\$4,838,544.49		0.210	
TREASURY SECURITIES - DISCOUNT	\$3,808,416.67	\$13,307,975.81	258	4.957	5.066
MISC SECURITIES - COUPON					
AMORTIZED NOTE	\$2,830,012.22	\$2,830,012.22	316	4.499	4.511
<b>TOTALS &amp; AVERAGES</b>	<b>\$2,083,418,401.38</b>	<b>\$2,100,569,210.62</b>	<b>182</b>	<b>4.363%</b>	<b>4.430%</b>

The Local Agency Investment Funds is an open ended account and is not included in the total weighted days to maturity.

**Treasurer Division - Department of Finance  
Portfolio Yield Report - Operating Funds  
County of Marin, Schools & Special Districts  
August 31, 2023**

INVESTMENT HOLDINGS	BOOK VALUE	8/31/23
Local Agency Investment Funds	\$262,717.15	3.434%
Money Market Funds	\$40,098,321.35	5.205%
Federal Agency - Coupon	\$731,300,200.00	3.270%
Federal Agency - Discount	\$1,305,118,733.99	5.054%
Treasury Securities - Discount	\$3,808,416.67	5.066%
Amortized Note	\$2,830,012.22	4.511%
<b>TOTAL</b>	<b>\$2,083,418,401.38</b>	<b>4.430%</b>

PORTFOLIO ALLOCATION






TREASURER DIVISION - DEPARTMENT OF FINANCE

REPORT OF INVESTMENTS - NON-OPERATING FUNDS

CHILDREN & FAMILIES COMMISSION

AUGUST 31, 2023



Page 1


INVESTMENT #	TYPE	FACE VALUE	MATURITY DATE	PURCHASE DATE	BOOK VALUE	YTM 360 DAYS	YTM 365 DAYS	DESCRIPTION	MARKET VALUE
101	LA2	109,120.48	//	//	109,120.48	3.386	3.434	LOCAL AGENCY INVESTMENT FUND	109,120.48
		109,120.48			109,120.48				109,120.48

TREASURER DIVISION - DEPARTMENT OF FINANCE

REPORT OF INVESTMENTS - NON-OPERATING FUNDS

SAN RAFAEL SCHOOLS

AUGUST 31, 2023



Page 1

INVESTMENT #	TYPE	FACE VALUE	MATURITY DATE	PURCHASE DATE	BOOK VALUE	YTM 360 DAYS	YTM 365 DAYS	DESCRIPTION	MARKET VALUE
687	LA1	0.00	//	//	0.00	5.181	5.253	LOCAL AGENCY INVESTMENT FUND	0.00
746	LA1	472,674.08	//	//	472,674.08	3.386	3.434	LOCAL AGENCY INVESTMENT FUND	472,674.08
		472,674.08			472,674.08				472,674.08
AMORTIZATION & ACCRETION OF PREMIUMS & DISCOUNTS					-0-				
		472,674.08			472,674.08				472,674.08