

DIVISION OF THE DEPARTMENT OF FINANCE

TREASURER

Excellent and responsive fiscal leadership.

February 28, 2023

Mina Martinovich, CPA
DIRECTOR

Karen Shaw
FINANCE DIVISION CHIEF

Stephanie Moulton-Peters, President
Board of Supervisors
County of Marin
3501 Civic Center Dr. #329
San Rafael, CA 94903

John A. Carroll
Superintendent of Schools
Marin County Office of Education
P.O. Box 4925
San Rafael, CA 94913

Marin County Schools,
Special Districts, and
MCERA

Marin County Civic Center
3501 Civic Center Drive
Suite 209
PO Box 4220
San Rafael, CA 94913-4220
415.473.6143 T
415.473.3741 F
CRS Dial 711
www.marincounty.org/treas

RE: MONTHLY REPORT OF COUNTY, SCHOOLS AND DISTRICT INVESTMENTS
as of December 31, 2022.

Dear Investment Fund Participants:

The attached Monthly Report of County, Schools and District investments is provided for your review.

* The investments were made pursuant to Government Code Sections 53601, 53635 and comply with the County Treasurer's Statement of Investment Policy. The investment policy provides for:

- Preservation of capital through high quality investments;
- Maintenance of sufficient liquidity to meet participant operating needs; and
- A rate of return consistent with the above objectives.

* Maturities are scheduled to meet participant expenditure requirements for the next six months.

* Attached spreadsheets identify investment type, issuer, maturity date, amount invested and fair market value for each security held. Fair market values were determined by Wells Fargo Institutional Trust Services on all securities except for investments in the Local Agency Investment Fund which was valued at face value by us. Adjustments have been made for premiums, discounts and accrued interest on discount securities to make the book value and fair market value more comparable.

I trust you find this report informative. Should you have any questions or need additional information, please do not hesitate to call me directly at 415.473.6989. You can also visit our website at: <https://www.marincounty.org/depts/df/divisions/treasurer>

Respectfully submitted,

Mina Martinovich
Director of Finance

MM: bg
Attachments

cc: Matthew Hymel, County Administrator
Marin County Treasury Oversight Committee

CA-8a

TREASURER DIVISION - DEPARTMENT OF FINANCE
REPORT OF INVESTMENTS - OPERATING FUNDS
COUNTY OF MARIN, SCHOOLS & SPECIAL DISTRICTS

DECEMBER 31, 2022

Page 1

INVESTMENT #	TYPE	FACE VALUE	STATED RATE	MATURITY DATE	PURCHASE DATE	BOOK VALUE	YTM 360 DAYS	YTM 365 DAYS	DESCRIPTION	MARKET VALUE
142	LA1	257,579.81	2.967	//	07/01/2011	257,579.81	2.143	2.173	Local Agency Investment Fund	257,579.81
3490	LA2	0.00	5.170	//	07/01/2011	0.00	0.000	0.001	MM-DREYFUS	0.00
9149	LA2	28,092,192.92	0.040	//	07/01/2011	28,092,192.92	3.807	3.860	MM-FIDELITY Institutional Gov	28,092,192.92
4366	LA2	0.00	4.930	//	07/01/2011	0.00	0.009	0.010	NATIONS Treasury Reserves	0.00
2246	LA2	26,954,891.01	4.760	//	07/01/2011	26,954,891.01	3.787	3.840	MM-WELLS FARGO Institutional G	26,954,891.01
13152	FAC	5,000,000.00	0.100	01/03/2023	06/03/2021	5,000,000.00	0.098	0.099	Federal Farm Credit Bank	5,000,000.00
13391	FAD	3,000,000.00	0.630	01/04/2023	03/03/2022	2,983,882.50	0.642	0.651	Federal Home Loan Discount	2,999,640.00
13392	FAD	3,000,000.00	0.630	01/05/2023	03/03/2022	2,983,830.00	0.642	0.651	Federal Home Loan Discount	2,999,280.00
13394	FAD	14,000,000.00	0.730	01/06/2023	03/08/2022	13,913,697.78	0.745	0.755	Federal Home Loan Discount	13,994,960.00
13393	FAD	4,000,000.00	0.650	01/09/2023	03/07/2022	3,977,755.56	0.662	0.672	Federal Home Loan Discount	3,997,160.00
13397	FAD	3,000,000.00	0.810	01/10/2023	03/11/2022	2,979,412.50	0.827	0.838	Federal Home Loan Discount	2,997,510.00
13398	FAD	3,000,000.00	0.810	01/11/2023	03/11/2022	2,979,345.00	0.827	0.838	Federal Home Loan Discount	2,997,090.00
13403	FAD	3,000,000.00	0.860	01/12/2023	03/16/2022	2,978,356.67	0.878	0.890	Federal Home Loan Discount	2,996,430.00
13404	FAD	3,000,000.00	0.860	01/13/2023	03/16/2022	2,978,285.00	0.878	0.890	Federal Home Loan Discount	2,996,430.00
13395	TRC	3,000,000.00	1.500	01/15/2023	03/10/2022	3,013,710.94	0.945	0.958	TREASURY NOTE	2,997,810.00
13377	FAD	5,000,000.00	1.100	01/17/2023	02/14/2022	4,948,513.89	1.123	1.139	Federal Farm Credit Bank Disc	4,991,700.00
13439	FAD	5,000,000.00	1.250	01/18/2023	04/08/2022	4,950,520.83	1.278	1.296	Federal Home Loan Discount	4,991,100.00
13128	FAC	10,000,000.00	0.140	01/19/2023	04/19/2021	10,000,000.00	0.138	0.140	Federal Farm Credit Bank	9,981,900.00
13421	FAD	10,000,000.00	1.080	01/20/2023	03/31/2022	9,911,500.00	1.103	1.118	Federal Home Loan Discount	9,979,400.00
13177	FAC	5,000,000.00	0.125	01/23/2023	07/23/2021	5,000,000.00	0.123	0.125	Federal Farm Credit Bank	4,989,650.00
13383	FAD	3,000,000.00	0.890	01/24/2023	02/25/2022	2,975,302.50	0.907	0.920	Federal Home Loan Discount	2,992,530.00
13239	FAC	5,000,000.00	0.180	01/25/2023	10/25/2021	4,999,350.00	0.187	0.190	Federal Farm Credit Bank	4,987,650.00

INVESTMENT #	TYPE	FACE VALUE	STATED RATE	MATURITY DATE	PURCHASE DATE	BOOK VALUE	YTM 360 DAYS	YTM 365 DAYS	DESCRIPTION	MARKET VALUE
13396	TRD	3,000,000.00	0.820	01/26/2023	03/10/2022	2,977,996.67	0.836	0.847	T BILL	2,992,560.00
13431	FAD	5,000,000.00	1.470	01/27/2023	04/07/2022	4,939,770.83	1.506	1.527	Federal Home Loan Discount	4,985,500.00
13440	FAD	5,000,000.00	1.250	01/30/2023	04/08/2022	4,948,437.50	1.278	1.296	Federal Home Loan Discount	4,984,000.00
13372	FAD	7,000,000.00	0.750	01/31/2023	02/08/2022	6,947,937.50	0.764	0.775	Federal Home Loan Discount	6,976,760.00
13422	FAD	12,000,000.00	1.400	01/31/2023	04/04/2022	11,859,066.67	1.433	1.453	Federal Home Loan Discount	11,960,160.00
13578	FAD	12,000,000.00	4.010	01/31/2023	11/04/2022	11,882,373.33	4.049	4.105	Federal Home Loan Discount	11,960,160.00
13579	FAD	12,000,000.00	4.010	01/31/2023	11/07/2022	11,886,383.33	4.048	4.104	Federal Home Loan Discount	11,960,160.00
13384	FAD	7,000,000.00	0.820	02/01/2023	02/25/2022	6,945,629.44	0.835	0.847	Federal Home Loan Discount	6,974,590.00
12042	MC1	100,000.00	3.648	02/01/2023	02/13/2018	100,119.93	3.593	3.643	MARIN COUNTY	100,119.93
13424	FAD	3,000,000.00	1.480	02/02/2023	04/05/2022	2,962,630.00	1.516	1.537	Federal Home Loan Discount	2,988,960.00
13427	FAD	12,000,000.00	1.480	02/03/2023	04/05/2022	11,850,026.67	1.516	1.537	Federal Home Loan Discount	11,953,440.00
13425	FAD	3,000,000.00	1.480	02/06/2023	04/05/2022	2,962,136.67	1.516	1.537	Federal Home Loan Discount	2,987,490.00
13426	FAD	4,000,000.00	1.480	02/07/2023	04/05/2022	3,949,351.11	1.516	1.537	Federal Home Loan Discount	3,982,840.00
13432	FAD	3,000,000.00	1.500	02/08/2023	04/08/2022	2,961,750.00	1.537	1.558	Federal Home Loan Discount	2,986,770.00
13373	FAC	5,000,000.00	0.800	02/09/2023	02/09/2022	4,999,500.00	0.798	0.810	Federal Farm Credit Bank	4,982,500.00
13433	FAD	3,000,000.00	1.500	02/10/2023	04/08/2022	2,961,500.00	1.537	1.558	Federal Home Loan Discount	2,985,750.00
13434	FAD	3,000,000.00	1.540	02/13/2023	04/08/2022	2,960,088.33	1.578	1.600	Federal Home Loan Discount	2,984,640.00
13376	FAC	8,000,000.00	0.930	02/14/2023	02/14/2022	8,000,000.00	0.917	0.930	Fed Agric Mrg Corp (FarmerMac)	7,969,680.00
13380	FAD	5,000,000.00	1.140	02/15/2023	02/16/2022	4,942,366.67	1.165	1.182	Federal Farm Credit Bank Disc	4,973,650.00
13435	FAD	3,000,000.00	1.540	02/16/2023	04/08/2022	2,959,703.33	1.578	1.600	Federal Home Loan Discount	2,983,830.00
13388	FAD	10,000,000.00	0.850	02/17/2023	03/01/2022	9,916,652.78	0.867	0.879	Federal Home Loan Discount	9,944,900.00
13436	FAD	3,000,000.00	1.540	02/21/2023	04/08/2022	2,959,061.67	1.578	1.600	Federal Home Loan Discount	2,981,670.00
13430	FAD	5,000,000.00	1.550	02/22/2023	04/07/2022	4,930,895.83	1.589	1.611	Federal Home Loan Discount	4,968,800.00
13407	TRD	5,000,000.00	1.120	02/23/2023	03/17/2022	4,946,644.44	1.144	1.160	T BILL	4,969,900.00
13389	FAD	4,700,000.00	1.000	02/24/2023	03/02/2022	4,653,130.56	1.021	1.035	Federal Home Loan Discount	4,669,497.00
13437	FAD	3,000,000.00	1.540	02/27/2023	04/08/2022	2,958,291.67	1.579	1.601	Federal Home Loan Discount	2,979,810.00
13187	FAC	5,000,000.00	0.160	02/28/2023	08/23/2021	5,000,000.00	0.158	0.161	Fed Agric Mrg Corp (FarmerMac)	4,968,950.00

INVESTMENT #	TYPE	FACE VALUE	STATED RATE	MATURITY DATE	PURCHASE DATE	BOOK VALUE	YTM 360 DAYS	YTM 365 DAYS	DESCRIPTION	MARKET VALUE
13428	FAD	15,000,000.00	1.550	02/28/2023	04/06/2022	14,788,166.67	1.589	1.611	Federal Home Loan Discount	14,897,250.00
13441	FAD	5,000,000.00	1.570	03/01/2023	04/11/2022	4,929,350.00	1.610	1.632	Federal Home Loan Discount	4,965,000.00
13469	FAD	4,000,000.00	1.790	03/02/2023	05/19/2022	3,942,918.89	1.840	1.866	Federal Home Loan Discount	3,972,040.00
13472	FAD	12,000,000.00	1.750	03/03/2023	05/25/2022	11,835,500.00	1.798	1.823	Federal Home Loan Discount	11,913,120.00
13482	FAD	3,000,000.00	2.510	03/03/2023	06/27/2022	2,947,917.50	2.587	2.623	Federal Home Loan Discount	2,978,280.00
13468	FAD	4,000,000.00	1.820	03/06/2023	05/17/2022	3,940,748.89	1.871	1.897	Federal Home Loan Discount	3,970,120.00
13418	FAD	5,000,000.00	1.670	03/07/2023	03/28/2022	4,920,211.11	1.715	1.738	Federal Farm Credit Bank Disc	4,962,050.00
13483	FAD	5,000,000.00	2.510	03/08/2023	06/27/2022	4,911,452.78	2.587	2.623	Federal Home Loan Discount	4,961,450.00
13090	FAC	5,000,000.00	0.125	03/09/2023	03/09/2021	4,997,500.00	0.147	0.150	Federal Farm Credit Bank	4,958,400.00
13449	FAD	5,500,000.00	1.630	03/10/2023	04/19/2022	5,419,065.97	1.672	1.695	Federal Home Loan Discount	5,456,275.00
13450	FAD	3,000,000.00	1.720	03/13/2023	04/21/2022	2,953,273.33	1.765	1.790	Federal Home Loan Discount	2,975,070.00
13043	FAC	5,000,000.00	0.220	03/14/2023	12/14/2020	5,000,000.00	0.216	0.220	Fed Home Ln Mtg Corp	4,958,850.00
13451	FAD	3,000,000.00	1.720	03/14/2023	04/21/2022	2,953,130.00	1.765	1.790	Federal Home Loan Discount	2,974,710.00
13452	FAD	3,000,000.00	1.720	03/16/2023	04/21/2022	2,952,843.33	1.766	1.790	Federal Home Loan Discount	2,973,990.00
13408	FAD	10,000,000.00	1.200	03/17/2023	03/18/2022	9,878,666.67	1.227	1.244	Federal Home Loan Discount	9,912,100.00
13409	FAC	5,000,000.00	1.250	03/21/2023	03/21/2022	5,000,000.00	1.232	1.250	Federal Home Loan Bank	4,962,800.00
13411	FAD	5,000,000.00	1.550	03/22/2023	03/22/2022	4,921,423.61	1.590	1.612	Federal Farm Credit Bank Disc	4,953,050.00
13098	FAC	5,000,000.00	0.125	03/23/2023	03/23/2021	4,996,500.00	0.157	0.160	Federal Farm Credit Bank	4,954,850.00
13162	FAC	5,000,000.00	0.170	03/23/2023	06/23/2021	4,996,500.00	0.207	0.210	Federal Farm Credit Bank	4,954,800.00
13420	FAC	5,000,000.00	1.125	03/30/2023	03/30/2022	5,000,000.00	1.600	1.622	Federal Home Loan Bank	4,971,100.00
13448	FAD	30,000,000.00	1.560	03/31/2023	04/18/2022	29,548,900.00	1.600	1.622	Federal Home Loan Discount	29,685,900.00
13371	FAC	5,000,000.00	0.800	04/03/2023	02/03/2022	4,997,690.00	0.828	0.840	Federal Farm Credit Bank	4,957,550.00
13442	FAD	25,000,000.00	1.720	04/11/2023	04/11/2022	24,564,027.78	1.767	1.791	Federal Home Loan Discount	24,701,500.00
13117	FAC	5,000,000.00	0.125	04/13/2023	04/13/2021	4,996,825.00	0.154	0.156	Federal Farm Credit Bank	4,935,750.00
13118	FAC	10,000,000.00	0.125	04/13/2023	04/13/2021	9,995,000.00	0.147	0.150	Federal Farm Credit Bank	9,871,500.00
13445	FAD	9,000,000.00	1.700	04/13/2023	04/13/2022	8,844,875.00	1.746	1.770	Federal Home Loan Discount	8,890,380.00
13203	FAC	5,000,000.00	0.150	04/14/2023	09/14/2021	5,000,000.00	0.147	0.150	Federal Farm Credit Bank	4,940,450.00

INVESTMENT #	TYPE	FACE VALUE	STATED RATE	MATURITY DATE	PURCHASE DATE	BOOK VALUE	YTM 360 DAYS	YTM 365 DAYS	DESCRIPTION	MARKET VALUE
13446	FAD	20,000,000.00	1.680	04/14/2023	04/14/2022	19,659,333.33	1.725	1.749	Federal Home Loan Discount	19,754,000.00
13525	FAD	35,000,000.00	3.850	04/14/2023	09/23/2022	34,240,159.72	3.959	4.014	Federal Home Loan Discount	34,569,500.00
13454	FAD	4,000,000.00	2.020	04/17/2023	04/22/2022	3,919,200.00	2.079	2.108	Federal Home Loan Discount	3,949,360.00
13453	FAD	3,000,000.00	2.020	04/18/2023	04/22/2022	2,939,231.67	2.079	2.108	Federal Home Loan Discount	2,961,660.00
13466	FAD	4,000,000.00	1.920	04/19/2023	05/12/2022	3,927,040.00	1.975	2.002	Federal Home Loan Discount	3,948,400.00
13474	FAD	3,000,000.00	1.900	04/20/2023	05/26/2022	2,947,908.33	1.954	1.981	Federal Home Loan Discount	2,960,910.00
13475	FAD	3,000,000.00	1.900	04/21/2023	05/26/2022	2,947,750.00	1.954	1.981	Federal Home Loan Discount	2,960,550.00
13461	FAD	4,000,000.00	1.920	04/24/2023	05/04/2022	3,924,266.67	1.975	2.002	Federal Home Loan Discount	3,945,960.00
13455	FAD	6,400,000.00	2.000	04/25/2023	04/25/2022	6,270,222.22	2.059	2.087	Federal Home Loan Discount	6,312,768.00
13528	FAD	11,800,000.00	3.930	04/26/2023	09/26/2022	11,526,908.67	4.048	4.104	Federal Home Loan Discount	11,637,750.00
13133	FAC	5,000,000.00	0.125	04/27/2023	04/27/2021	4,996,500.00	0.157	0.160	Federal Farm Credit Bank	4,930,050.00
13459	FAC	4,000,000.00	1.000	04/28/2023	04/28/2022	4,000,000.00	2.091	2.120	Federal Home Loan Bank	3,978,600.00
13590	FAD	12,000,000.00	4.430	04/28/2023	11/17/2022	11,760,780.00	4.520	4.582	Federal Home Loan Discount	11,832,120.00
13596	FAD	10,000,000.00	4.550	04/28/2023	11/23/2022	9,802,833.33	4.641	4.705	Federal Home Loan Discount	9,860,100.00
13597	FAD	10,000,000.00	4.400	04/28/2023	11/23/2022	9,809,333.33	4.485	4.547	Federal Home Loan Discount	9,860,100.00
13465	FAD	9,000,000.00	1.920	05/01/2023	05/11/2022	8,829,600.00	1.975	2.002	Federal Home Loan Discount	8,869,410.00
13493	FAD	3,000,000.00	2.970	05/02/2023	07/25/2022	2,930,452.50	3.077	3.120	Federal Home Loan Discount	2,956,110.00
13140	FAC	10,000,000.00	0.175	05/03/2023	05/03/2021	10,000,000.00	0.172	0.175	Fed Agric Mrg Corp (FarmerMac)	9,859,700.00
13494	FAD	3,000,000.00	2.970	05/04/2023	07/25/2022	2,929,957.50	3.077	3.120	Federal Home Loan Discount	2,955,360.00
13462	FAC	5,000,000.00	2.125	05/05/2023	05/05/2022	4,997,350.00	2.149	2.178	Federal Home Loan Bank	4,963,150.00
13481	FAD	7,000,000.00	2.800	05/05/2023	06/24/2022	6,828,500.00	2.896	2.936	Federal Home Loan Discount	6,893,460.00
13498	FAD	3,000,000.00	2.900	05/08/2023	08/04/2022	2,933,058.33	3.003	3.045	Federal Home Loan Discount	2,953,920.00
13464	FAC	5,000,000.00	2.125	05/09/2023	05/09/2022	4,997,875.00	2.138	2.168	Federal Home Loan Bank	4,957,100.00
13499	FAD	3,000,000.00	2.900	05/10/2023	08/04/2022	2,932,575.00	3.003	3.045	Federal Home Loan Discount	2,953,170.00
13504	FAD	3,000,000.00	3.060	05/11/2023	08/15/2022	2,931,405.00	3.172	3.216	Federal Home Loan Discount	2,952,810.00
13532	FAD	12,500,000.00	3.920	05/12/2023	09/28/2022	12,192,388.89	4.044	4.100	Federal Home Loan Discount	12,301,875.00
13204	FAC	5,000,000.00	0.170	05/15/2023	09/15/2021	5,000,000.00	0.167	0.170	Federal Farm Credit Bank	4,919,150.00

INVESTMENT #	TYPE	FACE VALUE	STATED RATE	MATURITY DATE	PURCHASE DATE	BOOK VALUE	YTM 360 DAYS	YTM 365 DAYS	DESCRIPTION	MARKET VALUE
13502	FAD	3,000,000.00	3.010	05/16/2023	08/12/2022	2,930,519.17	3.119	3.163	Federal Home Loan Discount	2,950,980.00
13500	FAD	4,000,000.00	3.050	05/17/2023	08/08/2022	3,904,433.33	3.162	3.206	Federal Home Loan Discount	3,934,160.00
13503	FAD	3,000,000.00	3.010	05/18/2023	08/12/2022	2,930,017.50	3.119	3.163	Federal Home Loan Discount	2,950,260.00
13501	FAD	4,500,000.00	3.010	05/19/2023	08/11/2022	4,394,273.75	3.119	3.163	Federal Home Loan Discount	4,424,850.00
13497	FAD	4,000,000.00	2.980	05/22/2023	08/03/2022	3,903,315.56	3.088	3.131	Federal Home Loan Discount	3,931,720.00
13281	FAC	5,000,000.00	0.400	05/23/2023	11/23/2021	4,998,100.00	0.419	0.425	Federal Farm Credit Bank	4,921,350.00
13476	FAC	5,000,000.00	2.000	05/25/2023	05/27/2022	5,000,000.00	2.465	2.499	Federal Home Loan Bank	4,972,850.00
13505	FAD	3,000,000.00	3.060	05/25/2023	08/15/2022	2,927,835.00	3.172	3.216	Federal Home Loan Discount	2,947,710.00
13473	FAC	5,000,000.00	2.250	05/26/2023	05/26/2022	5,000,000.00	2.219	2.250	Federal Home Loan Bank	4,948,150.00
13490	FAD	10,000,000.00	2.560	05/26/2023	07/05/2022	9,768,888.89	2.646	2.682	Federal Home Loan Discount	9,824,400.00
13496	FAD	5,000,000.00	2.850	05/30/2023	08/01/2022	4,880,458.33	2.951	2.992	Federal Home Loan Discount	4,909,800.00
13526	FAD	25,000,000.00	3.925	05/31/2023	09/23/2022	24,318,576.39	4.060	4.116	Federal Home Loan Discount	24,546,000.00
13522	FAD	7,500,000.00	3.910	06/01/2023	09/21/2022	7,293,910.42	4.045	4.101	Federal Home Loan Discount	7,361,100.00
13151	FAC	5,000,000.00	0.125	06/02/2023	06/02/2021	4,997,500.00	0.147	0.150	Federal Farm Credit Bank	4,909,050.00
13529	FAD	3,000,000.00	3.975	06/05/2023	09/27/2022	2,916,856.25	4.113	4.170	Federal Home Loan Discount	2,942,970.00
13530	FAD	3,500,000.00	3.975	06/06/2023	09/27/2022	3,402,612.50	4.114	4.171	Federal Home Loan Discount	3,433,045.00
13536	FAD	3,000,000.00	4.125	06/07/2023	10/11/2022	2,917,843.75	4.279	4.339	Federal Home Loan Discount	2,942,220.00
13255	FAC	5,000,000.00	0.350	06/08/2023	11/08/2021	4,996,700.00	0.386	0.391	Federal Farm Credit Bank	4,911,050.00
13541	FAD	12,000,000.00	4.305	06/09/2023	10/18/2022	11,664,210.00	4.469	4.531	Federal Home Loan Discount	11,766,000.00
13542	FAD	4,000,000.00	4.305	06/12/2023	10/18/2022	3,886,635.00	4.470	4.532	Federal Home Loan Discount	3,920,520.00
13515	FAD	3,000,000.00	3.410	06/13/2023	09/01/2022	2,919,012.50	3.527	3.576	Federal Home Loan Discount	2,940,000.00
13516	FAD	3,000,000.00	3.410	06/14/2023	09/01/2022	2,918,728.33	3.527	3.576	Federal Home Loan Discount	2,939,640.00
13477	FAC	5,000,000.00	2.375	06/15/2023	06/15/2022	5,000,000.00	2.342	2.375	Federal Home Loan Bank	4,942,650.00
13523	FAD	12,358,000.00	3.925	06/15/2023	09/22/2022	11,999,600.84	4.066	4.123	Federal Home Loan Discount	12,107,874.08
13517	FAD	3,000,000.00	3.720	06/16/2023	09/13/2022	2,914,440.00	3.853	3.906	Federal Home Loan Discount	2,938,170.00
13146	FAC	5,000,000.00	2.750	06/19/2023	05/28/2021	5,265,580.00	0.161	0.164	Fed Home Ln Mtg Corp	4,957,800.00
13521	FAD	3,000,000.00	3.845	06/20/2023	09/16/2022	2,911,244.58	3.986	4.041	Federal Home Loan Discount	2,937,420.00

INVESTMENT #	TYPE	FACE VALUE	STATED RATE	MATURITY DATE	PURCHASE DATE	BOOK VALUE	YTM 360 DAYS	YTM 365 DAYS	DESCRIPTION	MARKET VALUE
13520	FAD	3,000,000.00	3.845	06/21/2023	09/16/2022	2,910,924.17	3.986	4.041	Federal Home Loan Discount	2,937,060.00
13537	FAD	3,000,000.00	4.140	06/22/2023	10/11/2022	2,912,370.00	4.300	4.360	Federal Home Loan Discount	2,936,700.00
13480	FAC	10,000,000.00	2.000	06/23/2023	06/23/2022	10,000,000.00	2.462	2.496	Federal Home Loan Bank	9,911,500.00
13538	FAD	11,500,000.00	4.140	06/23/2023	10/11/2022	11,162,762.50	4.300	4.360	Federal Home Loan Discount	11,255,970.00
13190	FAC	5,000,000.00	0.200	06/26/2023	08/26/2021	4,999,540.00	0.202	0.205	Federal Farm Credit Bank	4,896,850.00
13506	FAD	3,000,000.00	3.100	06/27/2023	08/16/2022	2,918,625.00	3.216	3.260	Federal Home Loan Discount	2,934,840.00
13170	FAC	5,000,000.00	0.250	06/28/2023	06/28/2021	5,000,000.00	0.246	0.250	Federal Farm Credit Bank	4,895,500.00
13617	FAD	10,000,000.00	4.595	06/28/2023	12/06/2022	9,739,616.67	4.766	4.832	Federal Home Loan Discount	9,781,600.00
13527	FAD	20,000,000.00	3.990	06/29/2023	09/23/2022	19,381,550.00	4.141	4.198	Federal Home Loan Discount	19,560,800.00
13488	FAC	5,000,000.00	2.500	06/30/2023	06/30/2022	5,000,000.00	2.465	2.500	Federal Home Loan Bank	4,940,400.00
13489	FAC	5,000,000.00	3.000	06/30/2023	06/30/2022	5,000,000.00	2.958	3.000	Federal Home Loan Bank	4,962,150.00
13524	FAD	10,316,000.00	3.925	06/30/2023	09/22/2022	9,999,950.71	4.072	4.129	Federal Home Loan Discount	10,088,222.72
13618	FAD	13,000,000.00	4.635	06/30/2023	12/06/2022	12,655,207.50	4.809	4.876	Federal Home Loan Discount	12,712,960.00
13543	FAD	5,000,000.00	4.360	07/03/2023	10/19/2022	4,844,372.22	4.536	4.599	Federal Home Loan Discount	4,888,350.00
13512	FAD	3,500,000.00	3.300	07/05/2023	08/29/2022	3,400,541.67	3.417	3.464	Federal Home Loan Discount	3,421,005.00
13513	FAD	3,000,000.00	3.300	07/06/2023	08/29/2022	2,914,475.00	3.417	3.464	Federal Home Loan Discount	2,931,930.00
13547	FAD	13,000,000.00	4.395	07/07/2023	10/20/2022	12,587,358.33	4.574	4.638	Federal Home Loan Discount	12,703,470.00
13544	FAD	5,000,000.00	4.370	07/10/2023	10/19/2022	4,839,766.67	4.549	4.612	Federal Home Loan Discount	4,884,150.00
13545	FAD	3,000,000.00	4.370	07/11/2023	10/19/2022	2,903,495.83	4.549	4.613	Federal Home Loan Discount	2,930,130.00
13540	FAD	15,000,000.00	4.295	07/12/2023	10/17/2022	14,520,391.67	4.470	4.532	Federal Home Loan Discount	14,648,850.00
13492	FAD	5,000,000.00	3.070	07/13/2023	07/21/2022	4,847,779.17	3.186	3.230	Federal Home Loan Discount	4,882,350.00
13548	FAD	3,000,000.00	4.450	07/14/2023	10/20/2022	2,900,987.50	4.636	4.700	Federal Home Loan Discount	2,929,050.00
13549	FAD	3,000,000.00	4.450	07/17/2023	10/20/2022	2,899,875.00	4.637	4.701	Federal Home Loan Discount	2,927,970.00
13550	FAD	3,000,000.00	4.450	07/18/2023	10/20/2022	2,899,504.17	4.637	4.702	Federal Home Loan Discount	2,927,610.00
13129	FAC	10,000,000.00	0.200	07/19/2023	04/19/2021	10,000,000.00	0.197	0.200	Federal Farm Credit Bank	9,755,300.00
13552	FAD	3,000,000.00	4.475	07/20/2023	10/21/2022	2,898,566.67	4.664	4.729	Federal Home Loan Discount	2,926,890.00
13551	FAD	11,000,000.00	4.485	07/21/2023	10/21/2022	10,625,876.25	4.675	4.740	Federal Home Loan Discount	10,730,610.00

INVESTMENT #	TYPE	FACE VALUE	STATED RATE	MATURITY DATE	PURCHASE DATE	BOOK VALUE	YTM 360 DAYS	YTM 365 DAYS	DESCRIPTION	MARKET VALUE
13546	FAD	4,500,000.00	4.450	07/24/2023	10/19/2022	4,345,362.50	4.640	4.704	Federal Home Loan Discount	4,388,175.00
13518	FAD	3,000,000.00	3.825	07/25/2023	09/14/2022	2,899,912.50	3.978	4.033	Federal Home Loan Discount	2,925,120.00
13519	FAD	4,000,000.00	3.850	07/26/2023	09/15/2022	3,865,677.78	4.004	4.060	Federal Home Loan Discount	3,899,680.00
13508	FAD	3,500,000.00	3.200	07/27/2023	08/23/2022	3,394,844.44	3.323	3.369	Federal Home Loan Discount	3,411,800.00
13564	FAD	24,000,000.00	4.360	07/28/2023	10/27/2022	23,203,573.33	4.542	4.605	Federal Home Loan Discount	23,392,320.00
13580	FAD	10,000,000.00	4.600	07/28/2023	11/07/2022	9,663,944.44	4.785	4.851	Federal Home Loan Discount	9,746,800.00
13591	FAD	10,000,000.00	4.555	07/28/2023	11/18/2022	9,681,150.00	4.731	4.797	Federal Home Loan Discount	9,746,800.00
13594	FAD	10,000,000.00	4.625	07/28/2023	11/22/2022	9,681,388.89	4.804	4.870	Federal Home Loan Discount	9,746,800.00
13600	FAD	25,000,000.00	4.635	07/28/2023	11/28/2022	24,221,062.50	4.811	4.878	Federal Home Loan Discount	24,367,000.00
13619	FAD	5,000,000.00	4.660	07/28/2023	12/06/2022	4,848,550.00	4.848	4.915	Federal Home Loan Discount	4,873,400.00
13534	FAD	11,500,000.00	4.060	07/31/2023	09/29/2022	11,104,431.94	4.226	4.284	Federal Home Loan Discount	11,204,680.00
13510	FAD	3,000,000.00	3.280	08/01/2023	08/25/2022	2,906,793.33	3.409	3.456	Federal Home Loan Discount	2,922,600.00
13511	FAD	3,000,000.00	3.280	08/02/2023	08/25/2022	2,906,520.00	3.409	3.456	Federal Home Loan Discount	2,922,240.00
13554	FAD	3,000,000.00	4.455	08/03/2023	10/24/2022	2,894,936.25	4.647	4.711	Federal Home Loan Discount	2,921,880.00
13577	FAD	15,000,000.00	4.540	08/04/2023	11/03/2022	14,481,683.33	4.726	4.792	Federal Home Loan Discount	14,607,600.00
13491	FAC	5,000,000.00	3.030	08/07/2023	07/07/2022	5,000,000.00	2.989	3.031	Fed Agric Mrg Corp (FarmerMac)	4,953,750.00
13555	FAD	3,000,000.00	4.455	08/08/2023	10/24/2022	2,893,080.00	4.649	4.713	Federal Home Loan Discount	2,920,080.00
13556	FAD	3,000,000.00	4.450	08/09/2023	10/25/2022	2,893,200.00	4.643	4.708	Federal Home Loan Discount	2,919,720.00
13557	FAD	3,000,000.00	4.450	08/10/2023	10/25/2022	2,892,829.17	4.644	4.708	Federal Home Loan Discount	2,919,360.00
13565	FAD	3,000,000.00	4.360	08/10/2023	10/28/2022	2,896,086.67	4.546	4.609	Federal Home Loan Discount	2,919,360.00
13558	FAD	3,000,000.00	4.450	08/11/2023	10/25/2022	2,892,458.33	4.644	4.709	Federal Home Loan Discount	2,919,000.00
13559	FAD	3,000,000.00	4.450	08/14/2023	10/25/2022	2,891,345.83	4.645	4.710	Federal Home Loan Discount	2,917,920.00
13566	FAD	3,000,000.00	4.360	08/15/2023	10/28/2022	2,894,270.00	4.548	4.611	Federal Home Loan Discount	2,917,590.00
13567	FAD	3,000,000.00	4.360	08/16/2023	10/28/2022	2,893,906.67	4.548	4.611	Federal Home Loan Discount	2,917,230.00
13568	FAD	3,000,000.00	4.360	08/17/2023	10/28/2022	2,893,543.33	4.548	4.612	Federal Home Loan Discount	2,916,870.00
13507	FAC	8,000,000.00	3.250	08/18/2023	08/18/2022	7,996,968.00	3.243	3.288	Federal Farm Credit Bank	7,916,400.00
13553	FAD	5,000,000.00	4.465	08/21/2023	10/24/2022	4,813,338.19	4.664	4.729	Federal Home Loan Discount	4,859,050.00

INVESTMENT #	TYPE	FACE VALUE	STATED RATE	MATURITY DATE	PURCHASE DATE	BOOK VALUE	YTM 360 DAYS	YTM 365 DAYS	DESCRIPTION	MARKET VALUE
13574	FAD	3,000,000.00	4.485	08/22/2023	11/01/2022	2,890,117.50	4.677	4.742	Federal Home Loan Discount	2,915,070.00
13573	FAD	3,000,000.00	4.485	08/23/2023	11/01/2022	2,889,743.75	4.677	4.742	Federal Home Loan Discount	2,914,710.00
13572	FAD	3,000,000.00	4.485	08/24/2023	11/01/2022	2,889,370.00	4.678	4.743	Federal Home Loan Discount	2,914,350.00
13291	FAC	5,000,000.00	0.500	08/25/2023	11/30/2021	5,000,000.00	0.493	0.500	Federal Home Loan Bank	4,855,350.00
13509	FAC	5,000,000.00	3.300	08/25/2023	08/25/2022	5,000,000.00	3.254	3.300	Federal Home Loan Bank	4,943,950.00
13571	FAD	3,000,000.00	4.485	08/25/2023	11/01/2022	2,888,996.25	4.678	4.743	Federal Home Loan Discount	2,913,990.00
13575	FAD	3,000,000.00	4.480	08/29/2023	11/02/2022	2,888,000.00	4.674	4.739	Federal Home Loan Discount	2,912,580.00
13576	FAD	3,000,000.00	4.480	08/30/2023	11/02/2022	2,887,626.67	4.675	4.740	Federal Home Loan Discount	2,912,220.00
13581	FAD	7,000,000.00	4.620	08/31/2023	11/08/2022	6,734,093.33	4.823	4.890	Federal Home Loan Discount	6,794,340.00
13582	FAD	10,000,000.00	4.635	08/31/2023	11/09/2022	9,620,187.50	4.839	4.906	Federal Home Loan Discount	9,706,200.00
13196	TRC	5,000,000.00	0.125	08/31/2023	08/31/2021	4,991,406.25	0.208	0.211	T BILL	4,849,050.00
13205	FAC	15,000,000.00	0.240	09/01/2023	09/15/2021	15,000,000.00	0.236	0.240	Fed Agric Mrg Corp (FarmerMac)	14,571,900.00
13592	FAD	4,500,000.00	4.665	09/05/2023	11/21/2022	4,332,060.00	4.868	4.935	Federal Home Loan Discount	4,365,990.00
13593	FAD	3,000,000.00	4.665	09/06/2023	11/21/2022	2,887,651.25	4.868	4.936	Federal Home Loan Discount	2,909,700.00
13598	FAD	3,000,000.00	4.630	09/07/2023	11/23/2022	2,888,880.00	4.830	4.897	Federal Home Loan Discount	2,909,340.00
13595	FAD	4,000,000.00	4.680	09/08/2023	11/22/2022	3,849,200.00	4.885	4.953	Federal Home Loan Discount	3,878,640.00
13601	FAD	3,000,000.00	4.655	09/11/2023	11/29/2022	2,889,055.83	4.856	4.923	Federal Home Loan Discount	2,907,930.00
13602	FAD	3,000,000.00	4.655	09/12/2023	11/29/2022	2,888,667.92	4.856	4.924	Federal Home Loan Discount	2,907,570.00
13603	FAD	3,000,000.00	4.655	09/13/2023	11/29/2022	2,888,280.00	4.857	4.924	Federal Home Loan Discount	2,907,210.00
13613	FAD	3,000,000.00	4.615	09/14/2023	12/05/2022	2,891,162.92	4.819	4.886	Federal Home Loan Discount	2,906,850.00
13561	FAD	11,000,000.00	4.465	09/15/2023	10/26/2022	10,557,965.00	4.672	4.737	Federal Home Loan Discount	10,657,130.00
13562	FAD	5,000,000.00	4.465	09/18/2023	10/26/2022	4,797,214.58	4.673	4.738	Federal Home Loan Discount	4,842,400.00
13610	FAD	3,000,000.00	4.615	09/19/2023	12/02/2022	2,888,086.25	4.822	4.889	Federal Home Loan Discount	2,905,080.00
13606	FAD	3,000,000.00	4.650	09/20/2023	11/30/2022	2,886,075.00	4.861	4.928	Federal Home Loan Discount	2,904,720.00
13611	FAD	3,000,000.00	4.615	09/20/2023	12/02/2022	2,887,701.67	4.822	4.889	Federal Home Loan Discount	2,904,720.00
13607	FAD	3,000,000.00	4.650	09/21/2023	11/30/2022	2,885,687.50	4.861	4.929	Federal Home Loan Discount	2,904,360.00
13612	FAD	3,000,000.00	4.615	09/21/2023	12/02/2022	2,887,317.08	4.823	4.890	Federal Home Loan Discount	2,904,360.00


INVESTMENT #	TYPE	FACE VALUE	STATED RATE	MATURITY DATE	PURCHASE DATE	BOOK VALUE	YTM 360 DAYS	YTM 365 DAYS	DESCRIPTION	MARKET VALUE
13097	FAC	5,000,000.00	0.220	09/22/2023	03/22/2021	5,000,000.00	0.216	0.220	Federal Farm Credit Bank	4,838,350.00
13608	FAD	3,000,000.00	4.650	09/25/2023	11/30/2022	2,884,137.50	4.863	4.930	Federal Home Loan Discount	2,902,920.00
13614	FAD	3,000,000.00	4.615	09/25/2023	12/05/2022	2,886,932.50	4.823	4.890	Federal Home Loan Discount	2,902,920.00
13588	FAD	3,000,000.00	4.550	09/26/2023	11/17/2022	2,881,320.83	4.756	4.822	Federal Home Loan Discount	2,902,590.00
13212	FAC	5,000,000.00	0.170	09/27/2023	09/27/2021	4,995,530.00	0.211	0.214	Federal Farm Credit Bank	4,836,700.00
13531	FAC	5,000,000.00	4.000	09/28/2023	09/28/2022	5,000,000.00	3.945	4.000	Federal Home Loan Bank	4,989,200.00
13589	FAD	3,000,000.00	4.550	09/28/2023	11/17/2022	2,880,562.50	4.757	4.823	Federal Home Loan Discount	2,901,870.00
13419	FAC	5,000,000.00	1.000	09/29/2023	03/29/2022	5,000,000.00	1.804	1.829	Federal Home Loan Bank	4,907,600.00
13533	FAC	5,000,000.00	4.020	09/29/2023	09/29/2022	5,000,000.00	3.964	4.020	Federal Home Loan Bank	4,987,750.00
13583	FAD	24,000,000.00	4.615	09/29/2023	11/09/2022	23,003,160.00	4.831	4.898	Federal Home Loan Discount	23,212,080.00
13620	FAD	8,000,000.00	4.675	10/02/2023	12/07/2022	7,689,372.22	4.890	4.958	Federal Home Loan Discount	7,735,040.00
13621	FAD	3,000,000.00	4.675	10/03/2023	12/07/2022	2,883,125.00	4.890	4.958	Federal Home Loan Discount	2,900,280.00
13622	FAD	3,000,000.00	4.675	10/04/2023	12/07/2022	2,882,735.42	4.891	4.959	Federal Home Loan Discount	2,899,950.00
13623	FAD	3,000,000.00	4.675	10/05/2023	12/07/2022	2,882,345.83	4.891	4.959	Federal Home Loan Discount	2,899,590.00
13615	FAD	7,000,000.00	4.575	10/06/2023	12/05/2022	6,728,677.08	4.784	4.851	Federal Home Loan Discount	6,764,870.00
13570	FAD	3,000,000.00	4.390	10/10/2023	10/28/2022	2,873,055.83	4.599	4.663	Federal Home Loan Discount	2,897,820.00
13569	FAD	3,000,000.00	4.390	10/11/2023	10/28/2022	2,872,690.00	4.599	4.663	Federal Home Loan Discount	2,897,460.00
13223	FAC	5,000,000.00	0.290	10/12/2023	10/12/2021	4,999,740.00	0.288	0.292	Federal Farm Credit Bank	4,828,900.00
13443	FAC	5,000,000.00	1.250	10/12/2023	04/12/2022	5,000,000.00	1.726	1.750	Federal Home Loan Bank	4,905,800.00
13444	FAC	5,000,000.00	1.125	10/12/2023	04/12/2022	5,000,000.00	1.541	1.562	Federal Home Loan Bank	4,912,050.00
13539	FAC	10,000,000.00	4.450	10/13/2023	10/13/2022	10,000,000.00	4.389	4.450	Fed Agric Mrg Corp (FarmerMac)	9,969,500.00
13127	FAC	10,000,000.00	0.270	10/16/2023	04/16/2021	10,000,000.00	0.266	0.270	Fed Agric Mrg Corp (FarmerMac)	9,660,600.00
13584	FAD	3,000,000.00	4.530	10/17/2023	11/14/2022	2,872,782.50	4.745	4.811	Federal Home Loan Discount	2,895,330.00
13585	FAD	3,000,000.00	4.530	10/18/2023	11/14/2022	2,872,405.00	4.745	4.811	Federal Home Loan Discount	2,894,970.00
13586	FAD	3,000,000.00	4.530	10/19/2023	11/14/2022	2,872,027.50	4.746	4.812	Federal Home Loan Discount	2,894,610.00
13628	FAD	3,000,000.00	4.635	10/20/2023	12/08/2022	2,877,945.00	4.853	4.920	Federal Home Loan Discount	2,894,250.00
13624	FAD	3,000,000.00	4.635	10/23/2023	12/07/2022	2,876,400.00	4.855	4.922	Federal Home Loan Discount	2,893,200.00

INVESTMENT #	TYPE	FACE VALUE	STATED RATE	MATURITY DATE	PURCHASE DATE	BOOK VALUE	YTM 360 DAYS	YTM 365 DAYS	DESCRIPTION	MARKET VALUE
13625	FAD	3,000,000.00	4.635	10/24/2023	12/07/2022	2,876,013.75	4.855	4.922	Federal Home Loan Discount	2,892,840.00
13626	FAD	3,000,000.00	4.635	10/25/2023	12/07/2022	2,875,627.50	4.855	4.923	Federal Home Loan Discount	2,892,480.00
13627	FAD	3,000,000.00	4.635	10/26/2023	12/07/2022	2,875,241.25	4.856	4.923	Federal Home Loan Discount	2,892,120.00
13457	FAC	5,000,000.00	1.500	10/27/2023	04/27/2022	5,000,000.00	2.459	2.493	Federal Home Loan Bank	4,926,650.00
13458	FAC	5,000,000.00	1.500	10/27/2023	04/27/2022	5,000,000.00	2.459	2.493	Federal Home Loan Bank	4,926,650.00
13563	FAC	10,000,000.00	4.750	10/27/2023	10/27/2022	10,000,000.00	4.684	4.750	Federal Home Loan Bank	9,983,000.00
13629	FAD	5,000,000.00	4.635	10/30/2023	12/08/2022	4,790,137.50	4.857	4.924	Federal Home Loan Discount	4,817,850.00
13609	FAD	16,000,000.00	4.625	10/31/2023	12/01/2022	15,313,444.44	4.849	4.916	Federal Home Loan Discount	15,415,200.00
13630	FAD	9,000,000.00	4.640	10/31/2023	12/08/2022	8,620,680.00	4.863	4.930	Federal Home Loan Discount	8,671,050.00
13631	FAD	8,000,000.00	4.640	11/01/2023	12/08/2022	7,661,795.56	4.863	4.931	Federal Home Loan Discount	7,706,720.00
13632	FAD	3,000,000.00	4.640	11/02/2023	12/08/2022	2,872,786.67	4.863	4.931	Federal Home Loan Discount	2,889,660.00
13633	FAD	7,000,000.00	4.640	11/03/2023	12/08/2022	6,702,266.67	4.864	4.931	Federal Home Loan Discount	6,741,700.00
13634	FAD	3,000,000.00	4.640	11/06/2023	12/08/2022	2,871,240.00	4.865	4.932	Federal Home Loan Discount	2,888,250.00
13635	FAD	3,000,000.00	4.640	11/07/2023	12/08/2022	2,870,853.33	4.865	4.933	Federal Home Loan Discount	2,887,890.00
13636	FAD	3,000,000.00	4.640	11/08/2023	12/08/2022	2,870,466.67	4.866	4.933	Federal Home Loan Discount	2,887,530.00
13257	FAC	5,000,000.00	0.400	11/09/2023	11/09/2021	5,000,000.00	0.394	0.400	Federal Farm Credit Bank	4,814,650.00
13261	FAC	5,000,000.00	0.500	11/09/2023	11/12/2021	5,000,000.00	0.493	0.500	Federal Home Loan Bank	4,822,000.00
13604	FAD	9,000,000.00	4.650	11/09/2023	11/29/2022	8,598,937.50	4.879	4.946	Federal Home Loan Discount	8,661,510.00
13638	FAD	5,000,000.00	4.640	11/13/2023	12/09/2022	4,781,533.33	4.867	4.935	Federal Home Loan Discount	4,809,600.00
13639	FAD	3,000,000.00	4.640	11/14/2023	12/09/2022	2,868,533.33	4.867	4.935	Federal Home Loan Discount	2,885,400.00
13640	FAD	3,000,000.00	4.640	11/15/2023	12/09/2022	2,868,146.67	4.868	4.935	Federal Home Loan Discount	2,885,070.00
13467	FAC	5,000,000.00	2.050	11/16/2023	05/16/2022	5,000,000.00	2.679	2.716	Federal Home Loan Bank	4,935,050.00
13641	FAD	3,000,000.00	4.640	11/16/2023	12/09/2022	2,867,760.00	4.868	4.936	Federal Home Loan Discount	2,884,710.00
13270	FAC	5,000,000.00	0.500	11/17/2023	11/17/2021	5,000,000.00	0.493	0.500	Federal Home Loan Bank	4,803,250.00
13642	FAD	3,000,000.00	4.640	11/17/2023	12/09/2022	2,867,373.33	4.869	4.936	Federal Home Loan Discount	2,884,350.00
13279	FAC	4,915,000.00	0.625	11/22/2023	11/22/2021	4,915,000.00	0.616	0.625	Federal Home Loan Bank	4,724,052.25
13280	FAC	5,000,000.00	0.650	11/22/2023	11/22/2021	5,000,000.00	0.641	0.650	Federal Home Loan Bank	4,806,800.00

INVESTMENT #	TYPE	FACE VALUE	STATED RATE	MATURITY DATE	PURCHASE DATE	BOOK VALUE	YTM 360 DAYS	YTM 365 DAYS	DESCRIPTION	MARKET VALUE
13286	FAC	5,000,000.00	0.500	11/24/2023	11/24/2021	5,000,000.00	0.493	0.500	Federal Home Loan Bank	4,798,750.00
13471	FAC	5,000,000.00	2.700	11/24/2023	05/24/2022	5,000,000.00	2.663	2.700	Federal Home Loan Bank	4,894,250.00
13423	FAC	5,000,000.00	0.800	11/27/2023	04/05/2022	4,881,600.00	2.243	2.274	Federal Home Loan Bank	4,819,700.00
13643	FAD	5,000,000.00	4.640	11/27/2023	12/09/2022	4,772,511.11	4.872	4.940	Federal Home Loan Discount	4,801,350.00
13605	FAC	5,000,000.00	4.875	11/30/2023	11/30/2022	4,999,670.00	4.814	4.881	Federal Home Loan Bank	5,004,300.00
13616	FAD	16,000,000.00	4.575	11/30/2023	12/05/2022	15,268,000.00	4.804	4.871	Federal Home Loan Discount	15,358,720.00
13637	FAD	15,000,000.00	4.640	12/01/2023	12/08/2022	14,307,866.67	4.874	4.942	Federal Home Loan Discount	14,397,000.00
13644	FAD	50,000,000.00	4.540	12/12/2023	12/13/2022	47,704,777.78	4.767	4.834	Federal Home Loan Discount	47,925,500.00
13338	FAC	5,000,000.00	0.700	12/14/2023	12/14/2021	5,000,000.00	0.690	0.700	Federal Home Loan Bank	4,795,800.00
13587	FAC	10,000,000.00	4.875	12/15/2023	11/15/2022	10,000,000.00	4.812	4.878	Federal Home Loan Bank	10,004,100.00
13648	FAC	5,000,000.00	5.000	12/15/2023	12/15/2022	5,000,000.00	4.931	5.000	Federal Home Loan Bank	5,012,900.00
13649	FAC	5,000,000.00	5.000	12/15/2023	12/15/2022	5,000,000.00	4.931	5.000	Federal Home Loan Bank	5,012,900.00
13651	FAD	10,000,000.00	4.630	12/15/2023	12/16/2022	9,531,855.56	4.865	4.933	Federal Farm Credit Bank Disc	9,581,600.00
13650	FAD	60,000,000.00	4.550	12/15/2023	12/15/2022	57,232,083.33	4.779	4.845	Federal Home Loan Discount	57,489,600.00
13654	FAD	15,000,000.00	4.510	12/15/2023	12/20/2022	14,323,500.00	4.733	4.799	Federal Home Loan Discount	14,372,400.00
13662	FAD	5,000,000.00	4.605	12/18/2023	12/29/2022	4,773,587.50	4.835	4.902	Federal Home Loan Discount	4,789,050.00
13652	FAC	5,000,000.00	5.000	12/19/2023	12/19/2022	5,000,000.00	4.931	5.000	Federal Home Loan Bank	5,011,000.00
13342	FAC	5,000,000.00	0.680	12/20/2023	12/20/2021	5,000,000.00	0.670	0.680	Federal Farm Credit Bank	4,804,500.00
13653	FAC	5,000,000.00	5.000	12/20/2023	12/20/2022	5,000,000.00	4.931	5.000	Fed Natl Mtg Assoc	5,008,850.00
13655	FAC	10,000,000.00	4.750	12/21/2023	12/21/2022	9,997,300.00	4.712	4.777	Federal Home Loan Bank	9,981,600.00
13656	FAD	3,000,000.00	4.520	12/21/2023	12/21/2022	2,862,516.67	4.746	4.812	Federal Home Loan Discount	2,872,380.00
13479	FAC	5,000,000.00	2.550	12/22/2023	06/22/2022	5,000,000.00	2.515	2.550	Fed Home Ln Mtg Corp	4,890,600.00
13657	FAC	10,000,000.00	4.850	12/22/2023	12/22/2022	10,000,000.00	4.783	4.850	Fed Agric Mrg Corp (FarmerMac)	9,983,100.00
13659	FAD	10,000,000.00	4.490	12/22/2023	12/22/2022	9,544,763.89	4.713	4.779	Federal Home Loan Discount	9,573,400.00
13660	FAD	5,000,000.00	4.605	12/26/2023	12/27/2022	4,767,191.67	4.838	4.905	Federal Home Loan Discount	4,784,350.00
13346	FAC	5,000,000.00	0.750	12/27/2023	12/27/2021	5,000,000.00	0.739	0.750	Federal Home Loan Bank	4,790,850.00
13661	FAD	10,000,000.00	4.605	12/27/2023	12/27/2022	9,533,104.17	4.839	4.906	Federal Home Loan Discount	9,567,500.00

INVESTMENT #	TYPE	FACE VALUE	STATED RATE	MATURITY DATE	PURCHASE DATE	BOOK VALUE	YTM 360 DAYS	YTM 365 DAYS	DESCRIPTION	MARKET VALUE
13347	FAC	5,000,000.00	0.800	12/28/2023	12/28/2021	5,000,000.00	0.789	0.800	Federal Home Loan Bank	4,796,800.00
13415	FAC	5,000,000.00	1.650	12/28/2023	03/28/2022	5,000,000.00	1.627	1.650	Federal Home Loan Bank	4,834,500.00
13484	FAC	5,000,000.00	2.125	12/28/2023	06/28/2022	5,000,000.00	3.072	3.114	Federal Home Loan Bank	4,925,900.00
13663	FAD	5,000,000.00	4.605	12/28/2023	12/29/2022	4,767,191.67	4.838	4.905	Federal Home Loan Discount	4,783,150.00
13348	FAC	5,000,000.00	0.750	12/29/2023	12/29/2021	5,000,000.00	0.739	0.750	Federal Home Loan Bank	4,789,850.00
13349	FAC	5,000,000.00	0.750	12/29/2023	12/29/2021	5,000,000.00	0.739	0.750	Federal Home Loan Bank	4,796,050.00
13485	FAC	5,000,000.00	3.350	12/29/2023	06/29/2022	5,000,000.00	3.304	3.350	Federal Home Loan Bank	4,918,250.00
13486	FAC	5,000,000.00	2.850	12/29/2023	06/29/2022	5,000,000.00	2.810	2.850	Fed Home Ln Mtg Corp	4,908,800.00
13487	FAC	5,000,000.00	2.800	12/29/2023	06/29/2022	5,000,000.00	2.761	2.800	Fed Home Ln Mtg Corp	4,904,850.00
13365	FAC	5,000,000.00	0.900	01/18/2024	01/18/2022	4,996,570.00	0.921	0.934	Federal Farm Credit Bank	4,808,750.00
13495	FAC	5,050,000.00	3.400	01/26/2024	07/26/2022	5,050,000.00	3.353	3.400	Fed Home Ln Mtg Corp	4,964,099.50
13374	FAC	5,000,000.00	1.180	02/09/2024	02/09/2022	4,996,160.00	1.202	1.218	Federal Farm Credit Bank	4,814,300.00
13379	FAC	5,000,000.00	1.040	02/16/2024	02/16/2022	5,000,000.00	1.025	1.040	Fed Agric Mrg Corp (FarmerMac)	4,793,450.00
13282	FAC	5,000,000.00	0.570	02/23/2024	11/23/2021	5,000,000.00	0.562	0.570	Federal Home Loan Bank	4,750,800.00
13381	FAC	5,000,000.00	1.100	02/23/2024	02/23/2022	5,000,000.00	1.084	1.100	Federal Home Loan Bank	4,779,900.00
13387	FAC	5,000,000.00	1.500	02/23/2024	02/28/2022	5,000,000.00	1.479	1.500	Federal Home Loan Bank	4,801,900.00
13385	FAC	5,000,000.00	0.900	02/28/2024	02/28/2022	5,000,000.00	1.475	1.495	Federal Home Loan Bank	4,830,300.00
13413	FAC	3,000,000.00	2.125	02/28/2024	03/25/2022	2,996,580.00	2.156	2.186	Federal Home Loan Bank	2,900,340.00
13400	FAC	5,000,000.00	1.625	03/14/2024	03/14/2022	4,997,160.00	1.631	1.653	Federal Farm Credit Bank	4,827,500.00
13337	FAC	5,000,000.00	0.820	03/14/2024	12/14/2021	5,000,000.00	0.808	0.820	Federal Home Loan Bank	4,754,950.00
13401	FAC	5,000,000.00	1.750	03/15/2024	03/15/2022	5,000,000.00	1.726	1.750	Federal Home Loan Bank	4,808,250.00
13658	FAC	5,000,000.00	5.050	03/22/2024	12/22/2022	5,000,000.00	4.980	5.050	Fed Home Ln Mtg Corp	5,003,850.00
13101	FAC	5,000,000.00	0.350	03/28/2024	03/30/2021	5,000,000.00	0.345	0.350	Federal Home Loan Bank	4,720,000.00
13417	FAC	5,000,000.00	2.000	03/28/2024	03/28/2022	5,000,000.00	1.972	2.000	Federal Home Loan Bank	4,818,150.00
13110	FAC	10,000,000.00	0.375	04/08/2024	04/08/2021	10,000,000.00	0.369	0.375	Federal Home Loan Bank	9,431,200.00
13111	FAC	5,000,000.00	0.375	04/08/2024	04/08/2021	5,000,000.00	0.369	0.375	Federal Home Loan Bank	4,715,600.00
13122	FAC	10,000,000.00	0.400	04/15/2024	04/15/2021	10,000,000.00	0.394	0.400	Federal Home Loan Bank	9,427,100.00

INVESTMENT #	TYPE	FACE VALUE	STATED RATE	MATURITY DATE	PURCHASE DATE	BOOK VALUE	YTM 360 DAYS	YTM 365 DAYS	DESCRIPTION	MARKET VALUE
13447	FAC	5,000,000.00	2.375	04/18/2024	04/18/2022	5,000,000.00	2.342	2.375	Federal Home Loan Bank	4,834,400.00
13456	FAC	5,000,000.00	2.500	04/26/2024	04/26/2022	5,000,000.00	2.465	2.500	Federal Home Loan Bank	4,840,550.00
13460	FAC	5,000,000.00	2.625	04/26/2024	04/29/2022	5,000,000.00	2.589	2.625	Federal Home Loan Bank	4,848,000.00
13560	FAC	5,000,000.00	4.750	04/26/2024	10/26/2022	5,000,000.00	4.684	4.750	Federal Home Loan Bank	4,970,350.00
13137	FAC	5,000,000.00	0.500	04/29/2024	04/29/2021	5,000,000.00	0.493	0.500	Federal Home Loan Bank	4,716,150.00
13138	FAC	5,000,000.00	0.400	04/29/2024	04/29/2021	5,000,000.00	0.394	0.400	Federal Home Loan Bank	4,706,100.00
13139	FAC	5,000,000.00	0.400	04/29/2024	04/29/2021	5,000,000.00	0.394	0.400	Federal Home Loan Bank	4,706,100.00
13470	FAC	5,000,000.00	3.000	05/17/2024	05/20/2022	5,000,000.00	2.958	3.000	Federal Home Loan Bank	4,891,400.00
13382	FAC	5,000,000.00	1.350	05/24/2024	02/24/2022	5,000,000.00	1.331	1.350	Federal Home Loan Bank	4,756,400.00
13599	FAC	5,000,000.00	5.250	05/24/2024	11/25/2022	5,000,000.00	5.178	5.250	Fed Home Ln Mtg Corp	5,000,750.00
13386	FAC	5,000,000.00	1.300	05/28/2024	02/28/2022	5,000,000.00	1.282	1.300	Federal Home Loan Bank	4,751,350.00
13478	RRP	5,000,000.00	4.500	06/15/2024	06/15/2022	5,000,000.00	4.438	4.500	MARIN COUNTY	5,000,000.00
13406	FAC	5,000,000.00	1.800	06/17/2024	03/17/2022	4,997,645.00	1.796	1.821	Federal Farm Credit Bank	4,807,850.00
13416	FAC	5,000,000.00	2.000	06/28/2024	03/28/2022	5,000,000.00	1.973	2.000	Federal Home Loan Bank	4,788,450.00
13514	FAC	5,000,000.00	3.500	08/28/2024	08/30/2022	5,000,000.00	3.452	3.500	Federal Home Loan Bank	4,923,500.00
13535	FAC	5,000,000.00	4.500	09/30/2024	09/30/2022	5,000,000.00	4.438	4.500	Fed Home Ln Mtg Corp	4,964,100.00
13219	FAC	5,000,000.00	0.650	10/07/2024	10/07/2021	5,000,000.00	0.641	0.650	Federal Home Loan Bank	4,656,450.00
12980	RRP	200,000.00	4.000	11/01/2024	11/01/2020	200,000.00	3.945	4.000	MARIN COUNTY	200,000.00
13271	FAC	5,000,000.00	0.350	11/18/2024	11/18/2021	5,000,000.00	0.999	1.013	Federal Home Loan Bank	4,709,950.00
13664	FAC	5,000,000.00	5.000	12/27/2024	12/30/2022	5,000,000.00	4.931	5.000	Federal Home Loan Bank	5,002,950.00
13665	FAC	5,000,000.00	5.300	12/30/2024	12/30/2022	5,000,000.00	5.227	5.300	Federal Home Loan Bank	5,010,250.00
13399	FAC	5,000,000.00	1.250	03/14/2025	03/14/2022	5,000,000.00	1.849	1.875	Federal Home Loan Bank	4,813,500.00
		2,168,643,663.74			2,127,491,337.55					2,121,759,682.22
AMORTIZATION & ACCRETION OF PREMIUMS & DISCOUNTS						-2,588.74			ACCRUED INTEREST DISCOUNT INVESTMENTS	
		2,168,643,663.74			2,127,488,748.81					2,121,759,682.22



TREASURER DIVISION - DEPARTMENT OF FINANCE
 PORTFOLIO SUMMARY REPORT - OPERATING FUNDS
 COUNTY OF MARIN, SCHOOLS & SPECIAL DISTRICTS
 December 31, 2022

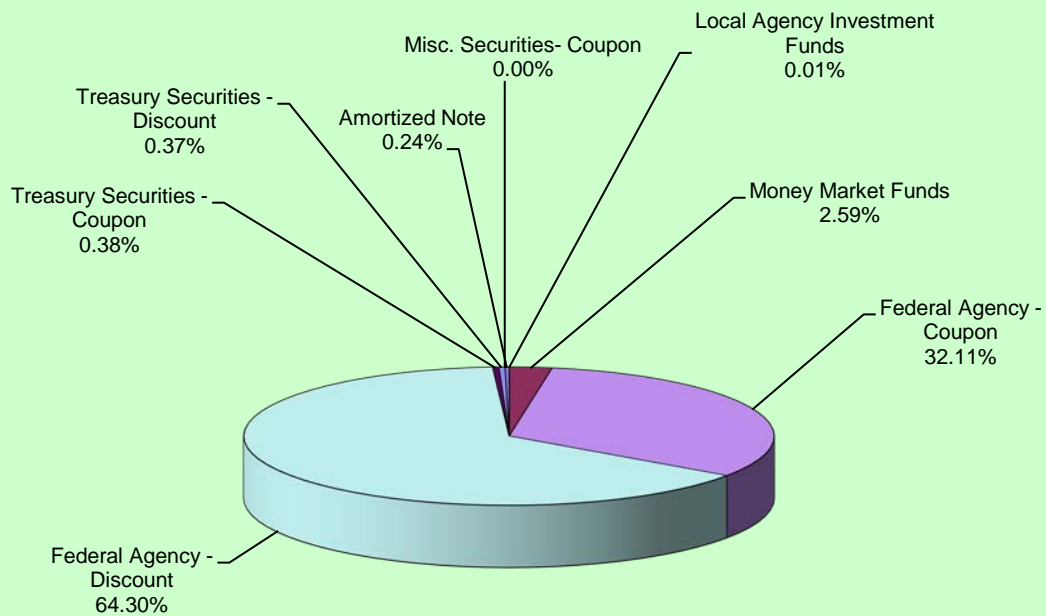
DESCRIPTION	ENDING BALANCE December 31, 2022	AVERAGE BALANCE December 31, 2022	WEIGHTED AVERAGE DAYS TO MATURITY	ANNUALIZED YIELD December 31, 2022	YIELD December 31, 2022
LOCAL AGENCY INVESTMENT FUNDS	\$257,579.81	\$257,579.81	1	2.074	2.173
MONEY MARKET FUNDS	\$55,047,083.93	\$53,193,858.12	1	3.836	3.850
FEDERAL AGENCY ISSUES - COUPON	\$683,047,933.00	\$653,100,837.97	306	1.590	1.807
FEDERAL AGENCY ISSUES - DISCOUNT	\$1,367,908,862.58	\$1,374,789,973.51	185	3.385	3.744
TREASURY SECURITIES - COUPON	\$8,005,117.19	\$7,998,253.04	156	0.489	0.493
TREASURY SECURITIES - DISCOUNT	\$7,924,641.11	\$13,327,289.28	42	0.741	1.043
MISC SECURITIES - COUPON	\$100,119.93	\$100,000.00	31	3.648	3.644
AMORTIZED NOTE	\$5,200,000.00	\$5,213,349.57	536	4.485	4.481
TOTALS & AVERAGES	\$2,127,491,337.55	\$2,107,981,141.30	220	2.815%	3.104%

The Local Agency Investment Funds is an open ended account and is not included in the total weighted days to maturity.

**Treasurer Division - Department of Finance
Portfolio Yield Report - Operating Funds
County of Marin, Schools & Special Districts
December 31, 2022**

INVESTMENT HOLDINGS	BOOK VALUE	12/31/22
Local Agency Investment Funds	\$257,579.81	2.173%
Money Market Funds	\$55,047,083.93	3.850%
Federal Agency - Coupon	\$683,047,933.00	1.807%
Federal Agency - Discount	\$1,367,908,862.58	3.744%
Treasury Securities - Coupon	\$8,005,117.19	0.493%
Treasury Securities - Discount	\$7,924,641.11	1.043%
Misc. Securities- Coupon	\$100,119.93	3.644%
Amortized Note	\$5,200,000.00	4.481%
TOTAL	\$2,127,491,337.55	3.104%

PORTFOLIO ALLOCATION




TREASURER DIVISION - DEPARTMENT OF FINANCE

REPORT OF INVESTMENTS - NON-OPERATING FUNDS

CHILDREN & FAMILIES COMMISSION

DECEMBER 31, 2022



Page 1


INVESTMENT #	TYPE	FACE VALUE	MATURITY DATE	PURCHASE DATE	BOOK VALUE	YTM 360 DAYS	YTM 365 DAYS	DESCRIPTION	MARKET VALUE
101	LA2	106,986.68	/ /	/ /	106,986.68	2.143	2.173	LOCAL AGENCY INVESTMENT FUND	106,986.68
		106,986.68			106,986.68				106,986.68

TREASURER DIVISION - DEPARTMENT OF FINANCE

REPORT OF INVESTMENTS - NON-OPERATING FUNDS

SAN RAFAEL SCHOOLS

DECEMBER 31, 2022



Page 1

INVESTMENT #	TYPE	FACE VALUE	MATURITY DATE	PURCHASE DATE	BOOK VALUE	YTM 360 DAYS	YTM 365 DAYS	DESCRIPTION	MARKET VALUE
687	LA1	0.00	//	//	0.00	5.181	5.253	LOCAL AGENCY INVESTMENT FUND	0.00
746	LA1	463,431.12	//	//	463,431.12	2.143	2.173	LOCAL AGENCY INVESTMENT FUND	463,431.12
		463,431.12			463,431.12				463,431.12
AMORTIZATION & ACCRETION OF PREMIUMS & DISCOUNTS					-0-				
		463,431.12			463,431.12				463,431.12