

DIVISION OF THE DEPARTMENT OF FINANCE
TREASURER

Excellent and responsive fiscal leadership.

Roy Given, CPA
DIRECTOR

November 16, 2021

Mina Martinovich, CPA
ASSISTANT DIRECTOR

Dennis Rodoni, President
Board of Supervisors
County of Marin
3501 Civic Center Dr. #329
San Rafael, CA 94903

Mary Jane Burke
Superintendent of Schools
Marin County Office of Education
P.O. Box 4925
San Rafael, CA 94913

Marin County Schools,
Special Districts, and
MCERA

Karen Shaw
FINANCE DIVISION CHIEF

RE: MONTHLY REPORT OF COUNTY, SCHOOLS AND DISTRICT INVESTMENTS
as of September 30, 2021.

Marin County Civic Center
3501 Civic Center Drive
Suite 209
PO Box 4220
San Rafael, CA 94913-4220
415 473 6143 T
415 473 3741 F
CRS Dial 711
www.marincounty.org/treas

Dear Investment Fund Participants:

The attached Monthly Report of County, Schools and District investments is provided for your review.

* The investments were made pursuant to Government Code Sections 53601, 53635 and comply with the County Treasurer's Statement of Investment Policy. The investment policy provides for:

- Preservation of capital through high quality investments;
- Maintenance of sufficient liquidity to meet participant operating needs; and
- A rate of return consistent with the above objectives.

* Maturities are scheduled to meet participant expenditure requirements for the next six months.

* Attached spreadsheets identify investment type, issuer, maturity date, amount invested and fair market value for each security held. Fair market values were determined by Wells Fargo Institutional Trust Services on all securities except for investments in the Local Agency Investment Fund which was valued at face value by us. Adjustments have been made for premiums, discounts and accrued interest on discount securities to make the book value and fair market value more comparable.

I trust you find this report informative. Should you have any questions or need additional information, please do not hesitate to call me directly at 415.473.3736. You can also visit our website at: <https://www.marincounty.org/depts/df/divisions/treasurer>

Respectfully submitted,

Roy Given
Director of Finance


RG: bg
Attachments

cc: Matthew Hymel, County Administrator
Marin County Treasury Oversight Committee

CA-3a

TREASURER DIVISION - DEPARTMENT OF FINANCE
REPORT OF INVESTMENTS - OPERATING FUNDS
COUNTY OF MARIN, SCHOOLS & SPECIAL DISTRICTS

September 30, 2021



Page 1

INVESTMENT #	TYPE	FACE VALUE	STATED RATE	MATURITY DATE	PURCHASE DATE	BOOK VALUE	YTM		DESCRIPTION	MARKET VALUE
							360 DAYS	365 DAYS		
142	LA1	255,721.84	2.967	//	07/01/2011	255,721.84	0.203	0.206	Local Agency Investment Fund	255,721.84
3490	LA2	0.00	5.170	//	07/01/2011	0.00	0.000	0.001	MM-DREYFUS	0.00
9149	LA2	39,687,485.78	0.040	//	07/01/2011	39,687,485.78	0.009	0.010	MM-FIDELITY Institutional Gov	39,687,485.78
4366	LA2	0.00	4.930	//	07/01/2011	0.00	0.009	0.010	NATIONS Treasury Reserves	0.00
2246	LA2	15,791,875.05	4.760	//	07/01/2011	15,791,875.05	0.009	0.010	MM-WELLS FARGO Institutional G	15,791,875.05
12981	FAD	15,000,000.00	0.060	10/01/2021	11/10/2020	14,991,875.00	0.060	0.061	Federal Home Loan Discount	15,000,000.00
13104	FAD	10,000,000.00	0.036	10/01/2021	04/06/2021	9,998,220.00	0.036	0.036	Federal Home Loan Discount	10,000,000.00
12964	FAD	7,000,000.00	0.080	10/04/2021	10/28/2020	6,994,695.56	0.081	0.082	Federal Home Loan Discount	7,000,000.00
13036	FAD	3,000,000.00	0.065	10/05/2021	12/11/2020	2,998,385.83	0.065	0.066	Federal Home Loan Discount	3,000,000.00
13037	FAD	3,000,000.00	0.065	10/06/2021	12/11/2020	2,998,380.42	0.065	0.066	Federal Home Loan Discount	3,000,000.00
13106	FAD	10,000,000.00	0.033	10/06/2021	04/07/2021	9,998,331.67	0.033	0.033	Federal Home Loan Discount	10,000,000.00
13108	FAD	5,000,000.00	0.033	10/06/2021	04/07/2021	4,999,165.83	0.033	0.033	Federal Home Loan Discount	5,000,000.00
13038	FAD	3,000,000.00	0.065	10/07/2021	12/11/2020	2,998,375.00	0.065	0.066	Federal Home Loan Discount	3,000,000.00
13039	FAD	3,000,000.00	0.065	10/08/2021	12/11/2020	2,998,369.58	0.065	0.066	Federal Home Loan Discount	3,000,000.00
13113	FAD	10,000,000.00	0.020	10/08/2021	04/09/2021	9,998,988.89	0.020	0.020	Federal Home Loan Discount	10,000,000.00
13116	FAD	10,000,000.00	0.034	10/08/2021	04/13/2021	9,998,299.11	0.034	0.034	Federal Home Loan Discount	10,000,000.00
13040	FAD	3,000,000.00	0.065	10/12/2021	12/11/2020	2,998,347.92	0.065	0.066	Federal Home Loan Discount	2,999,970.00
12945	FAD	3,000,000.00	0.120	10/13/2021	10/13/2020	2,996,350.00	0.121	0.123	Federal Home Loan Discount	2,999,970.00
13120	FAD	10,000,000.00	0.030	10/13/2021	04/15/2021	9,998,491.67	0.030	0.030	Federal Home Loan Discount	9,999,900.00
12958	FAD	4,000,000.00	0.080	10/14/2021	10/22/2020	3,996,826.67	0.081	0.082	Federal Home Loan Discount	3,999,960.00
12957	FAD	8,000,000.00	0.080	10/15/2021	10/22/2020	7,993,635.56	0.081	0.082	Federal Home Loan Discount	7,999,920.00
13026	FAD	8,000,000.00	0.065	10/18/2021	12/09/2020	7,995,478.89	0.065	0.066	Federal Home Loan Discount	7,999,920.00

INVESTMENT #	TYPE	FACE VALUE	STATED RATE	MATURITY DATE	PURCHASE DATE	BOOK VALUE	YTM 360 DAYS	YTM 365 DAYS	DESCRIPTION	MARKET VALUE
12950	FAC	5,000,000.00	0.125	10/19/2021	10/19/2020	4,999,660.00	0.130	0.131	Federal Home Loan Bank	4,999,950.00
13041	FAD	5,000,000.00	0.065	10/20/2021	12/11/2020	4,997,174.31	0.065	0.066	Federal Home Loan Discount	4,999,950.00
13001	FAD	3,000,000.00	0.050	10/21/2021	11/20/2020	2,998,604.17	0.050	0.051	Federal Home Loan Discount	2,999,970.00
13046	FAD	3,000,000.00	0.070	10/22/2021	12/15/2020	2,998,185.83	0.070	0.071	Federal Home Loan Discount	2,999,970.00
13131	FAD	7,000,000.00	0.030	10/22/2021	04/26/2021	6,998,955.83	0.030	0.030	Federal Home Loan Discount	6,999,930.00
13002	FAD	3,000,000.00	0.050	10/25/2021	11/20/2020	2,998,587.50	0.050	0.051	Federal Home Loan Discount	2,999,970.00
13047	FAD	3,000,000.00	0.070	10/26/2021	12/15/2020	2,998,162.50	0.070	0.071	Federal Home Loan Discount	2,999,970.00
13003	FAD	5,000,000.00	0.050	10/27/2021	11/20/2020	4,997,631.94	0.050	0.051	Federal Home Loan Discount	4,999,950.00
13048	FAD	3,000,000.00	0.070	10/28/2021	12/15/2020	2,998,150.83	0.070	0.071	Federal Home Loan Discount	2,999,970.00
12876	FAC	20,000,000.00	0.180	10/29/2021	07/01/2020	20,000,000.00	0.177	0.180	Fed Agric Mrg Corp (FarmerMac)	20,001,400.00
13121	FAC	10,000,000.00	0.050	10/29/2021	04/15/2021	10,000,000.00	0.049	0.050	Fed Agric Mrg Corp (FarmerMac)	9,999,700.00
13109	FAD	5,000,000.00	0.030	10/29/2021	04/07/2021	4,999,145.83	0.030	0.030	Fed Agric Mtg Corp Discount	4,999,900.00
12975	FAD	5,000,000.00	0.060	10/29/2021	11/04/2020	4,997,008.33	0.060	0.061	Federal Home Loan Discount	4,999,900.00
12973	FAD	5,000,000.00	0.120	11/01/2021	11/03/2020	4,993,950.00	0.121	0.123	Federal Farm Credit Bank Disc	4,999,850.00
13000	FAD	10,000,000.00	0.060	11/01/2021	11/19/2020	9,994,216.67	0.060	0.061	Federal Home Loan Discount	9,999,700.00
12998	FAD	10,000,000.00	0.060	11/02/2021	11/19/2020	9,994,200.00	0.060	0.061	Federal Home Loan Discount	9,999,600.00
12999	FAD	8,000,000.00	0.060	11/05/2021	11/19/2020	7,995,320.00	0.060	0.061	Federal Home Loan Discount	7,999,680.00
13025	FAD	3,000,000.00	0.070	11/08/2021	12/09/2020	2,998,051.67	0.070	0.071	Federal Home Loan Discount	2,999,880.00
13029	FAD	3,000,000.00	0.070	11/09/2021	12/09/2020	2,998,045.83	0.070	0.071	Federal Home Loan Discount	2,999,880.00
13028	FAD	3,000,000.00	0.070	11/10/2021	12/09/2020	2,998,040.00	0.070	0.071	Federal Home Loan Discount	2,999,880.00
12984	FAD	5,000,000.00	0.120	11/12/2021	11/13/2020	4,993,933.33	0.121	0.123	Federal Farm Credit Bank Disc	4,999,750.00
13027	FAD	3,000,000.00	0.070	11/12/2021	12/09/2020	2,998,028.33	0.070	0.071	Federal Home Loan Discount	2,999,850.00
13006	FAD	8,000,000.00	0.050	11/15/2021	11/24/2020	7,996,044.44	0.050	0.051	Federal Home Loan Discount	7,999,600.00
13012	FAD	3,000,000.00	0.090	11/16/2021	12/02/2020	2,997,382.50	0.091	0.092	Federal Home Loan Discount	2,999,850.00
13013	FAD	4,000,000.00	0.090	11/17/2021	12/02/2020	3,996,500.00	0.091	0.092	Federal Home Loan Discount	3,999,800.00
13014	FAD	3,000,000.00	0.090	11/18/2021	12/02/2020	2,997,367.50	0.091	0.092	Federal Home Loan Discount	2,999,850.00
13015	FAD	4,000,000.00	0.090	11/19/2021	12/02/2020	3,996,480.00	0.091	0.092	Federal Home Loan Discount	3,999,800.00

INVESTMENT #	TYPE	FACE VALUE	STATED RATE	MATURITY DATE	PURCHASE DATE	BOOK VALUE	YTM 360 DAYS	YTM 365 DAYS	DESCRIPTION	MARKET VALUE
13007	FAD	3,000,000.00	0.050	11/22/2021	11/24/2020	2,998,487.50	0.050	0.051	Federal Home Loan Discount	2,999,820.00
13008	FAD	9,000,000.00	0.050	11/24/2021	11/24/2020	8,995,437.50	0.050	0.051	Federal Home Loan Discount	8,999,460.00
13016	FAD	8,000,000.00	0.090	11/24/2021	12/02/2020	7,992,860.00	0.091	0.092	Federal Home Loan Discount	7,999,520.00
12910	FAC	10,000,000.00	0.140	11/29/2021	08/25/2020	10,000,000.00	0.138	0.140	Fed Agric Mrg Corp (FarmerMac)	10,000,800.00
13009	FAC	5,000,000.00	0.100	11/30/2021	11/30/2020	4,999,675.00	0.105	0.106	Federal Farm Credit Bank	5,000,100.00
13010	FAD	15,000,000.00	0.070	11/30/2021	11/30/2020	14,989,354.17	0.071	0.071	Federal Home Loan Discount	14,998,950.00
13058	FAD	18,000,000.00	0.070	12/07/2021	01/05/2021	17,988,240.00	0.070	0.071	Federal Home Loan Discount	17,998,740.00
13056	FAD	8,000,000.00	0.070	12/10/2021	12/28/2020	7,994,602.22	0.070	0.071	Federal Home Loan Discount	7,999,360.00
13055	FAD	4,000,000.00	0.070	12/13/2021	12/28/2020	3,997,277.78	0.071	0.071	Federal Home Loan Discount	3,999,680.00
13042	FAC	5,000,000.00	0.090	12/14/2021	12/14/2020	4,999,685.00	0.094	0.096	Federal Home Loan Bank	4,999,400.00
13045	FAD	50,000,000.00	0.085	12/15/2021	12/15/2020	49,956,909.72	0.086	0.087	Federal Home Loan Discount	49,996,000.00
13054	FAD	50,000,000.00	0.070	12/15/2021	12/22/2020	49,965,194.44	0.071	0.071	Federal Home Loan Discount	49,996,000.00
13057	FAD	10,000,000.00	0.070	12/15/2021	12/30/2020	9,993,194.44	0.071	0.071	Federal Home Loan Discount	9,999,200.00
13065	FAD	10,000,000.00	0.070	12/15/2021	01/25/2021	9,993,700.00	0.070	0.071	Federal Home Loan Discount	9,999,200.00
13066	FAD	10,000,000.00	0.070	12/15/2021	01/26/2021	9,993,719.44	0.070	0.071	Federal Home Loan Discount	9,999,200.00
13049	FAC	5,000,000.00	0.090	12/16/2021	12/16/2020	4,999,940.00	0.089	0.091	Federal Home Loan Bank	4,999,400.00
13059	FAD	19,000,000.00	0.070	12/17/2021	01/05/2021	18,987,217.22	0.070	0.071	Federal Home Loan Discount	18,998,290.00
13051	FAD	8,000,000.00	0.050	12/20/2021	12/21/2020	7,995,955.56	0.050	0.051	Federal Home Loan Discount	7,999,280.00
13052	FAD	4,000,000.00	0.050	12/21/2021	12/21/2020	3,997,972.22	0.050	0.051	Federal Home Loan Discount	3,999,640.00
13060	FAD	3,500,000.00	0.070	12/22/2021	01/11/2021	3,497,652.08	0.070	0.071	Federal Home Loan Discount	3,499,685.00
13063	FAD	8,000,000.00	0.070	12/23/2021	01/21/2021	7,994,773.33	0.070	0.071	Federal Home Loan Discount	7,999,280.00
13064	FAD	4,000,000.00	0.070	12/27/2021	01/22/2021	3,997,363.33	0.070	0.071	Federal Home Loan Discount	3,999,600.00
13062	FAD	4,500,000.00	0.070	12/28/2021	01/20/2021	4,497,007.50	0.070	0.071	Federal Home Loan Discount	4,499,550.00
13061	FAD	5,000,000.00	0.070	12/29/2021	01/12/2021	4,996,587.50	0.070	0.071	Federal Home Loan Discount	4,999,500.00
13067	FAD	3,000,000.00	0.040	12/30/2021	01/28/2021	2,998,880.00	0.040	0.041	Federal Home Loan Discount	2,999,700.00
13068	FAD	3,000,000.00	0.040	12/31/2021	01/28/2021	2,998,876.67	0.040	0.041	Federal Home Loan Discount	2,999,700.00
13069	FAD	3,000,000.00	0.040	01/03/2022	02/02/2021	2,998,883.33	0.040	0.041	Federal Home Loan Discount	2,999,700.00

INVESTMENT #	TYPE	FACE VALUE	STATED RATE	MATURITY DATE	PURCHASE DATE	BOOK VALUE	YTM 360 DAYS	YTM 365 DAYS	DESCRIPTION	MARKET VALUE
13070	FAD	3,000,000.00	0.040	01/04/2022	02/02/2021	2,998,880.00	0.040	0.041	Federal Home Loan Discount	2,999,670.00
13087	FAD	3,000,000.00	0.020	01/05/2022	03/03/2021	2,999,486.67	0.020	0.020	Federal Home Loan Discount	2,999,670.00
13088	FAD	3,000,000.00	0.020	01/06/2022	03/03/2021	2,999,485.00	0.020	0.020	Federal Home Loan Discount	2,999,670.00
13076	FAD	13,000,000.00	0.020	01/07/2022	02/16/2021	12,997,652.78	0.020	0.020	Federal Home Loan Discount	12,998,570.00
13089	FAD	5,500,000.00	0.020	01/10/2022	03/04/2021	5,499,046.67	0.020	0.020	Federal Home Loan Discount	5,499,395.00
13171	FAD	3,000,000.00	0.030	01/11/2022	07/01/2021	2,999,515.00	0.030	0.031	Federal Home Loan Discount	2,999,670.00
13172	FAD	3,000,000.00	0.030	01/12/2022	07/01/2021	2,999,512.50	0.030	0.031	Federal Home Loan Discount	2,999,670.00
13173	FAD	5,000,000.00	0.030	01/13/2022	07/01/2021	4,999,183.33	0.030	0.031	Federal Home Loan Discount	4,999,400.00
13174	FAD	3,000,000.00	0.030	01/14/2022	07/01/2021	2,999,507.50	0.030	0.031	Federal Home Loan Discount	2,999,640.00
13165	FAD	3,000,000.00	0.030	01/18/2022	06/25/2021	2,999,482.50	0.030	0.030	Federal Home Loan Discount	2,999,640.00
13166	FAD	3,000,000.00	0.030	01/19/2022	06/25/2021	2,999,480.00	0.030	0.030	Federal Home Loan Discount	2,999,640.00
13167	FAD	3,000,000.00	0.030	01/20/2022	06/25/2021	2,999,477.50	0.030	0.030	Federal Home Loan Discount	2,999,640.00
13168	FAD	9,000,000.00	0.030	01/21/2022	06/25/2021	8,998,425.00	0.030	0.030	Federal Home Loan Discount	8,998,920.00
13175	FAD	5,000,000.00	0.030	01/24/2022	07/20/2021	4,999,216.67	0.030	0.031	Federal Home Loan Discount	4,999,350.00
13176	FAD	3,000,000.00	0.030	01/25/2022	07/20/2021	2,999,527.50	0.030	0.031	Federal Home Loan Discount	2,999,610.00
13084	FAD	3,000,000.00	0.020	01/26/2022	03/01/2021	2,999,448.33	0.020	0.020	Federal Home Loan Discount	2,999,610.00
13085	FAD	3,000,000.00	0.020	01/27/2022	03/01/2021	2,999,446.67	0.020	0.020	Federal Home Loan Discount	2,999,610.00
13178	FAC	5,000,000.00	0.050	01/28/2022	07/29/2021	5,000,000.00	0.050	0.050	Federal Home Loan Bank	4,999,200.00
13092	FAD	28,000,000.00	0.020	01/28/2022	03/15/2021	27,995,037.78	0.020	0.020	Federal Home Loan Discount	27,996,360.00
13082	FAD	20,000,000.00	0.020	01/31/2022	02/26/2021	19,996,233.33	0.020	0.020	Federal Home Loan Discount	19,997,200.00
13086	FAD	7,000,000.00	0.020	02/01/2022	03/01/2021	6,998,689.44	0.020	0.020	Federal Home Loan Discount	6,998,810.00
12041	MC1	100,000.00	3.560	02/01/2022	02/13/2018	100,117.04	3.507	3.555	MARIN COUNTY	100,117.04
13072	FAD	3,000,000.00	0.055	02/03/2022	02/08/2021	2,998,350.00	0.055	0.056	Federal Home Loan Discount	2,999,490.00
13071	FAD	13,000,000.00	0.055	02/04/2022	02/08/2021	12,992,830.14	0.055	0.056	Federal Home Loan Discount	12,997,790.00
13075	FAD	7,000,000.00	0.060	02/07/2022	02/11/2021	6,995,788.33	0.060	0.061	Federal Home Loan Discount	6,998,740.00
13078	FAD	3,000,000.00	0.060	02/08/2022	02/17/2021	2,998,220.00	0.060	0.061	Federal Home Loan Discount	2,999,460.00
13073	FAC	5,000,000.00	0.070	02/09/2022	02/09/2021	4,999,445.00	0.079	0.081	Federal Farm Credit Bank	4,999,700.00


INVESTMENT #	TYPE	FACE VALUE	STATED RATE	MATURITY DATE	PURCHASE DATE	BOOK VALUE	YTM 360 DAYS	YTM 365 DAYS	DESCRIPTION	MARKET VALUE
13079	FAD	3,000,000.00	0.060	02/10/2022	02/17/2021	2,998,210.00	0.060	0.061	Federal Home Loan Discount	2,999,460.00
13080	FAD	4,551,000.00	0.060	02/11/2022	02/17/2021	4,548,276.99	0.060	0.061	Federal Home Loan Discount	4,550,180.82
13179	FAD	3,000,000.00	0.040	02/14/2022	08/02/2021	2,999,346.67	0.040	0.041	Federal Home Loan Discount	2,999,430.00
13180	FAD	3,000,000.00	0.040	02/15/2022	08/02/2021	2,999,343.33	0.040	0.041	Federal Home Loan Discount	2,999,430.00
13142	FAD	5,000,000.00	0.050	02/16/2022	05/11/2021	4,998,048.61	0.050	0.051	Federal Farm Credit Bank Disc	4,999,050.00
13181	FAD	3,000,000.00	0.040	02/17/2022	08/02/2021	2,999,336.67	0.040	0.041	Federal Home Loan Discount	2,999,430.00
13199	FAD	10,000,000.00	0.045	02/18/2022	09/01/2021	9,997,875.00	0.045	0.045	Federal Home Loan Discount	9,998,100.00
13081	FAC	10,000,000.00	0.100	02/22/2022	02/22/2021	10,000,000.00	0.098	0.100	Fed Agric Mrg Corp (FarmerMac)	10,001,100.00
13198	FAD	3,000,000.00	0.045	02/23/2022	09/01/2021	2,999,343.75	0.045	0.045	Federal Home Loan Discount	2,999,400.00
13197	FAD	3,000,000.00	0.045	02/24/2022	09/01/2021	2,999,340.00	0.045	0.045	Federal Home Loan Discount	2,999,400.00
13132	FAD	5,000,000.00	0.060	02/25/2022	04/26/2021	4,997,458.33	0.060	0.061	Federal Farm Credit Bank Disc	4,999,000.00
13102	FAD	20,000,000.00	0.010	02/28/2022	03/30/2021	19,998,138.89	0.010	0.010	Federal Home Loan Discount	19,995,800.00
11738	RRP	177,905.05	4.500	02/28/2022	03/01/2017	177,905.05	4.438	4.500	MARIN COUNTY	177,905.05
13161	FAD	7,000,000.00	0.060	03/01/2022	06/22/2021	6,997,060.00	0.060	0.061	Federal Farm Credit Bank Disc	6,998,530.00
13112	FAD	10,000,000.00	0.060	03/02/2022	04/08/2021	9,994,533.33	0.060	0.061	Federal Farm Credit Bank Disc	9,997,900.00
13193	FAD	3,000,000.00	0.020	03/03/2022	08/31/2021	2,999,693.33	0.020	0.020	Federal Home Loan Discount	2,999,370.00
13194	FAD	15,000,000.00	0.020	03/04/2022	08/31/2021	14,998,458.33	0.020	0.020	Federal Home Loan Discount	14,996,850.00
13213	FAD	5,000,000.00	0.040	03/07/2022	09/28/2021	4,999,111.11	0.040	0.040	Federal Farm Credit Bank Disc	4,998,900.00
13135	FAD	5,000,000.00	0.060	03/11/2022	04/27/2021	4,997,350.00	0.060	0.061	Federal Farm Credit Bank Disc	4,998,900.00
13195	FAD	3,000,000.00	0.020	03/14/2022	08/31/2021	2,999,675.00	0.020	0.020	Federal Home Loan Discount	2,999,310.00
13150	FAD	5,000,000.00	0.030	03/15/2022	06/02/2021	4,998,808.33	0.030	0.030	Fed Agric Mtg Corp Discount	4,998,850.00
13093	FAC	5,000,000.00	0.080	03/16/2022	03/16/2021	4,999,750.00	0.083	0.085	Federal Farm Credit Bank	5,000,700.00
13095	FAD	10,000,000.00	0.070	03/17/2022	03/18/2021	9,992,922.22	0.071	0.071	Federal Home Loan Discount	9,997,700.00
12770	FAC	5,000,000.00	0.625	03/18/2022	03/18/2020	5,000,000.00	0.616	0.625	Federal Farm Credit Bank	5,013,350.00
13130	FAD	10,000,000.00	0.070	03/21/2022	04/21/2021	9,993,505.56	0.071	0.072	Federal Farm Credit Bank Disc	9,997,600.00
13192	FAD	21,000,000.00	0.020	03/31/2022	08/30/2021	20,997,515.00	0.020	0.020	Federal Home Loan Discount	20,994,750.00
13214	FAD	18,000,000.00	0.020	04/01/2022	09/30/2021	17,998,170.00	0.020	0.020	Federal Home Loan Discount	17,994,600.00

INVESTMENT #	TYPE	FACE VALUE	STATED RATE	MATURITY DATE	PURCHASE DATE	BOOK VALUE	YTM 360 DAYS	YTM 365 DAYS	DESCRIPTION	MARKET VALUE
13119	FAD	5,000,000.00	0.060	04/11/2022	04/13/2021	4,996,975.00	0.060	0.061	Fed Agric Mtg Corp Discount	4,998,400.00
13124	FAD	10,000,000.00	0.055	04/14/2022	04/16/2021	9,994,454.17	0.055	0.056	Federal Home Loan Discount	9,996,800.00
13125	FAD	20,000,000.00	0.055	04/14/2022	04/16/2021	19,988,908.33	0.055	0.056	Federal Home Loan Discount	19,993,600.00
13202	FAD	5,000,000.00	0.050	04/19/2022	09/10/2021	4,998,465.28	0.050	0.051	Federal Farm Credit Bank Disc	4,998,350.00
13134	FAC	5,000,000.00	0.060	04/27/2022	04/27/2021	5,000,000.00	0.059	0.060	Federal Farm Credit Bank	4,999,650.00
13145	FAD	5,000,000.00	0.040	05/12/2022	05/26/2021	4,998,050.00	0.040	0.041	Federal Farm Credit Bank Disc	4,998,150.00
13209	FAD	5,000,000.00	0.050	05/18/2022	09/21/2021	4,998,340.28	0.050	0.051	Federal Farm Credit Bank Disc	4,998,100.00
13144	FAD	5,000,000.00	0.040	05/19/2022	05/25/2021	4,998,005.56	0.040	0.041	Federal Farm Credit Bank Disc	4,998,100.00
13147	FAD	5,000,000.00	0.040	05/25/2022	05/28/2021	4,997,988.89	0.040	0.041	Federal Farm Credit Bank Disc	4,998,050.00
13148	FAD	10,000,000.00	0.045	05/27/2022	06/01/2021	9,995,500.00	0.045	0.046	Federal Home Loan Discount	9,996,100.00
13154	FAC	5,000,000.00	0.060	06/09/2022	06/09/2021	5,000,000.00	0.059	0.060	Federal Farm Credit Bank	5,000,000.00
13156	FAD	10,000,000.00	0.050	06/10/2022	06/14/2021	9,994,986.11	0.050	0.051	Federal Home Loan Discount	9,995,200.00
13155	FAD	5,000,000.00	0.050	06/13/2022	06/14/2021	4,997,472.22	0.050	0.051	Federal Home Loan Discount	4,997,550.00
13163	FAD	3,000,000.00	0.065	06/14/2022	06/24/2021	2,998,077.08	0.065	0.066	Federal Home Loan Discount	2,998,530.00
13158	FAD	3,000,000.00	0.050	06/15/2022	06/16/2021	2,998,483.33	0.050	0.051	Federal Home Loan Discount	2,998,530.00
13159	FAD	3,000,000.00	0.050	06/16/2022	06/16/2021	2,998,479.17	0.050	0.051	Federal Home Loan Discount	2,998,530.00
13160	FAD	12,000,000.00	0.055	06/17/2022	06/18/2021	11,993,326.67	0.055	0.056	Federal Home Loan Discount	11,994,000.00
13164	FAD	3,000,000.00	0.065	06/21/2022	06/24/2021	2,998,039.17	0.065	0.066	Federal Home Loan Discount	2,998,500.00
13206	FAD	5,000,000.00	0.060	06/23/2022	09/16/2021	4,997,666.67	0.060	0.061	Federal Farm Credit Bank Disc	4,997,450.00
13210	FAC	10,000,000.00	0.050	06/24/2022	09/24/2021	9,999,950.00	0.049	0.050	Federal Farm Credit Bank	9,999,500.00
13169	FAC	15,000,000.00	0.080	06/28/2022	06/28/2021	14,998,500.00	0.088	0.090	Federal Farm Credit Bank	15,004,500.00
13074	FAC	10,000,000.00	0.100	06/29/2022	02/10/2021	10,000,000.00	0.098	0.100	Fed Agric Mrg Corp (FarmerMac)	10,002,100.00
13143	FAC	5,000,000.00	0.070	07/19/2022	05/18/2021	5,000,000.00	0.070	0.070	Federal Farm Credit Bank	5,001,350.00
13211	FAD	8,000,000.00	0.060	07/25/2022	09/24/2021	7,995,946.67	0.060	0.061	Federal Farm Credit Bank Disc	7,994,800.00
13184	FAD	5,000,000.00	0.065	08/01/2022	08/04/2021	4,996,731.94	0.065	0.066	Federal Home Loan Discount	4,996,650.00
13182	FAD	5,000,000.00	0.065	08/02/2022	08/04/2021	4,996,722.92	0.065	0.066	Federal Home Loan Discount	4,996,650.00
13183	FAD	5,000,000.00	0.065	08/03/2022	08/04/2021	4,996,713.89	0.065	0.066	Federal Home Loan Discount	4,996,650.00

INVESTMENT #	TYPE	FACE VALUE	STATED RATE	MATURITY DATE	PURCHASE DATE	BOOK VALUE	YTM 360 DAYS	YTM 365 DAYS	DESCRIPTION	MARKET VALUE
13141	FAC	5,000,000.00	0.080	08/04/2022	05/04/2021	5,000,000.00	0.078	0.080	Federal Farm Credit Bank	5,001,050.00
13185	FAC	5,000,000.00	0.070	08/10/2022	08/10/2021	5,000,000.00	0.069	0.070	Federal Farm Credit Bank	5,000,500.00
13186	FAC	5,000,000.00	0.070	08/19/2022	08/19/2021	4,999,950.00	0.070	0.071	Federal Home Loan Bank	5,000,150.00
13189	FAC	5,000,000.00	0.070	08/25/2022	08/25/2021	5,000,000.00	0.069	0.070	Federal Farm Credit Bank	4,999,050.00
13200	FAD	10,000,000.00	0.065	09/01/2022	09/07/2021	9,993,518.06	0.065	0.066	Federal Home Loan Discount	9,991,700.00
13201	FAD	5,000,000.00	0.065	09/02/2022	09/07/2021	4,996,750.00	0.065	0.066	Federal Home Loan Discount	4,995,850.00
13149	FAC	5,000,000.00	0.080	09/15/2022	06/01/2021	5,000,000.00	0.078	0.080	Federal Farm Credit Bank	4,999,700.00
11878	MC1	40,000.00	3.648	09/15/2022	09/15/2017	40,000.00	3.598	3.648	MARIN COUNTY	40,000.00
13094	FAC	5,000,000.00	0.125	09/16/2022	03/16/2021	5,000,000.00	0.123	0.125	Federal Farm Credit Bank	5,001,800.00
13157	FAC	5,000,000.00	0.080	09/16/2022	06/16/2021	5,000,000.00	0.078	0.080	Federal Farm Credit Bank	4,999,650.00
13207	FAD	5,000,000.00	0.070	09/16/2022	09/20/2021	4,996,490.28	0.071	0.071	Federal Home Loan Discount	4,995,700.00
13208	FAC	5,000,000.00	0.070	09/21/2022	09/21/2021	5,000,000.00	0.069	0.070	Federal Farm Credit Bank	4,999,650.00
13099	FAC	10,000,000.00	0.125	09/29/2022	03/29/2021	10,000,000.00	0.123	0.125	Fed Agric Mrg Corp (FarmerMac)	10,001,000.00
13215	FAC	10,000,000.00	0.070	09/30/2022	09/30/2021	9,999,900.00	0.070	0.071	Federal Home Loan Bank	9,999,640.00
13136	FAC	10,000,000.00	0.130	10/28/2022	04/28/2021	10,000,000.00	0.128	0.130	Fed Agric Mrg Corp (FarmerMac)	9,998,800.00
12977	FAC	5,000,000.00	0.200	11/21/2022	11/06/2020	5,000,000.00	0.197	0.199	Fed Agric Mrg Corp (FarmerMac)	5,002,600.00
13004	FAC	5,000,000.00	0.125	11/23/2022	11/23/2020	4,996,500.00	0.157	0.160	Federal Farm Credit Bank	4,999,950.00
13188	FAC	5,000,000.00	0.100	11/23/2022	08/23/2021	4,999,685.00	0.103	0.105	Federal Farm Credit Bank	4,999,050.00
13005	FAC	5,000,000.00	0.190	11/23/2022	11/23/2020	5,000,000.00	0.187	0.190	Fed Home Ln Mtg Corp	4,999,850.00
13100	FAC	5,000,000.00	0.120	11/29/2022	03/29/2021	4,998,750.00	0.133	0.135	Federal Farm Credit Bank	4,999,450.00
13191	FAC	5,000,000.00	0.120	11/29/2022	08/26/2021	5,002,078.35	0.108	0.110	Federal Farm Credit Bank	4,999,450.00
13083	FAC	5,000,000.00	0.140	12/01/2022	03/01/2021	5,000,000.00	0.138	0.140	Fed Agric Mrg Corp (FarmerMac)	4,999,450.00
12662	RRP	203,419.75	3.500	12/05/2022	12/05/2019	203,419.75	3.452	3.500	MARIN COUNTY	203,419.75
13153	FAC	5,000,000.00	0.100	12/08/2022	06/08/2021	5,000,000.00	0.098	0.100	Federal Farm Credit Bank	4,997,900.00
13044	FAC	5,000,000.00	0.200	12/15/2022	12/15/2020	5,000,000.00	0.197	0.200	Fed Home Ln Mtg Corp	4,999,200.00
13050	FAC	5,000,000.00	0.200	12/16/2022	12/16/2020	5,000,000.00	0.197	0.200	Fed Home Ln Mtg Corp	5,000,450.00
13152	FAC	5,000,000.00	0.100	01/03/2023	06/03/2021	5,000,000.00	0.098	0.099	Federal Farm Credit Bank	4,996,700.00

INVESTMENT #	TYPE	FACE VALUE	STATED RATE	MATURITY DATE	PURCHASE DATE	BOOK VALUE	YTM 360 DAYS	YTM 365 DAYS	DESCRIPTION	MARKET VALUE
13128	FAC	10,000,000.00	0.140	01/19/2023	04/19/2021	10,000,000.00	0.138	0.140	Federal Farm Credit Bank	9,997,000.00
13177	FAC	5,000,000.00	0.125	01/23/2023	07/23/2021	5,000,000.00	0.123	0.125	Federal Farm Credit Bank	4,997,950.00
12042	MC1	100,000.00	3.648	02/01/2023	02/13/2018	100,119.93	3.593	3.643	MARIN COUNTY	100,119.93
13187	FAC	5,000,000.00	0.160	02/28/2023	08/23/2021	5,000,000.00	0.158	0.161	Fed Agric Mrg Corp (FarmerMac)	4,997,800.00
13090	FAC	5,000,000.00	0.125	03/09/2023	03/09/2021	4,997,500.00	0.147	0.150	Federal Farm Credit Bank	4,996,300.00
13043	FAC	5,000,000.00	0.220	03/14/2023	12/14/2020	5,000,000.00	0.216	0.220	Fed Home Ln Mtg Corp	5,000,450.00
13098	FAC	5,000,000.00	0.125	03/23/2023	03/23/2021	4,996,500.00	0.157	0.160	Federal Farm Credit Bank	4,994,150.00
13162	FAC	5,000,000.00	0.170	03/23/2023	06/23/2021	4,996,500.00	0.207	0.210	Federal Farm Credit Bank	4,997,450.00
13117	FAC	5,000,000.00	0.125	04/13/2023	04/13/2021	4,996,825.00	0.154	0.156	Federal Farm Credit Bank	4,994,850.00
13118	FAC	10,000,000.00	0.125	04/13/2023	04/13/2021	9,995,000.00	0.147	0.150	Federal Farm Credit Bank	9,989,700.00
13203	FAC	5,000,000.00	0.150	04/14/2023	09/14/2021	5,000,000.00	0.147	0.150	Federal Farm Credit Bank	4,991,900.00
13133	FAC	5,000,000.00	0.125	04/27/2023	04/27/2021	4,996,500.00	0.157	0.160	Federal Farm Credit Bank	4,991,950.00
13140	FAC	10,000,000.00	0.175	05/03/2023	05/03/2021	10,000,000.00	0.172	0.175	Fed Agric Mrg Corp (FarmerMac)	9,995,000.00
13204	FAC	5,000,000.00	0.170	05/15/2023	09/15/2021	5,000,000.00	0.167	0.170	Federal Farm Credit Bank	4,995,650.00
13151	FAC	5,000,000.00	0.125	06/02/2023	06/02/2021	4,997,500.00	0.147	0.150	Federal Farm Credit Bank	4,989,700.00
13146	FAC	5,000,000.00	2.750	06/19/2023	05/28/2021	5,265,580.00	0.161	0.164	Fed Home Ln Mtg Corp	5,214,700.00
13190	FAC	5,000,000.00	0.200	06/26/2023	08/26/2021	4,999,540.00	0.202	0.205	Federal Farm Credit Bank	4,994,100.00
13170	FAC	5,000,000.00	0.250	06/28/2023	06/28/2021	5,000,000.00	0.246	0.250	Federal Farm Credit Bank	4,998,450.00
13129	FAC	10,000,000.00	0.200	07/19/2023	04/19/2021	10,000,000.00	0.197	0.200	Federal Farm Credit Bank	9,985,300.00
13196	TRC	5,000,000.00	0.125	08/31/2023	08/31/2021	4,991,406.25	0.208	0.211	T BILL	4,986,700.00
13205	FAC	15,000,000.00	0.240	09/01/2023	09/15/2021	15,000,000.00	0.236	0.240	Fed Agric Mrg Corp (FarmerMac)	14,973,150.00
13097	FAC	5,000,000.00	0.220	09/22/2023	03/22/2021	5,000,000.00	0.216	0.220	Federal Farm Credit Bank	4,989,800.00
13212	FAC	5,000,000.00	0.170	09/27/2023	09/27/2021	4,995,530.00	0.211	0.214	Federal Farm Credit Bank	4,989,250.00
13127	FAC	10,000,000.00	0.270	10/16/2023	04/16/2021	10,000,000.00	0.266	0.270	Fed Agric Mrg Corp (FarmerMac)	9,991,300.00
13101	FAC	5,000,000.00	0.350	03/28/2024	03/30/2021	5,000,000.00	0.345	0.350	Federal Home Loan Bank	4,994,550.00
13110	FAC	10,000,000.00	0.375	04/08/2024	04/08/2021	10,000,000.00	0.369	0.375	Federal Home Loan Bank	9,990,000.00
13111	FAC	5,000,000.00	0.375	04/08/2024	04/08/2021	5,000,000.00	0.369	0.375	Federal Home Loan Bank	4,995,000.00

INVESTMENT #	TYPE	FACE VALUE	STATED RATE	MATURITY DATE	PURCHASE DATE	BOOK VALUE	YTM 360 DAYS	YTM 365 DAYS	DESCRIPTION	MARKET VALUE
13122	FAC	10,000,000.00	0.400	04/15/2024	04/15/2021	10,000,000.00	0.394	0.400	Federal Home Loan Bank	9,992,900.00
13137	FAC	5,000,000.00	0.500	04/29/2024	04/29/2021	5,000,000.00	0.493	0.500	Federal Home Loan Bank	4,998,850.00
13138	FAC	5,000,000.00	0.400	04/29/2024	04/29/2021	5,000,000.00	0.394	0.400	Federal Home Loan Bank	4,995,950.00
13139	FAC	5,000,000.00	0.400	04/29/2024	04/29/2021	5,000,000.00	0.394	0.400	Federal Home Loan Bank	4,995,950.00
12980	RRP	400,000.00	4.000	11/01/2025	11/01/2020	400,000.00	3.945	4.000	MARIN COUNTY	400,000.00
		1,491,807,407.47			1,491,559,559.71					1,491,677,635.26
AMORTIZATION & ACCRETION OF PREMIUMS & DISCOUNTS						-8,698.40			ACCRUED INTEREST DISCOUNT INVESTMENTS	
		1,491,807,407.47			1,491,550,861.31					1,491,677,635.26



TREASURER DIVISION - DEPARTMENT OF FINANCE
PORTFOLIO SUMMARY REPORT - OPERATING FUNDS
COUNTY OF MARIN, SCHOOLS & SPECIAL DISTRICTS
September 30, 2021

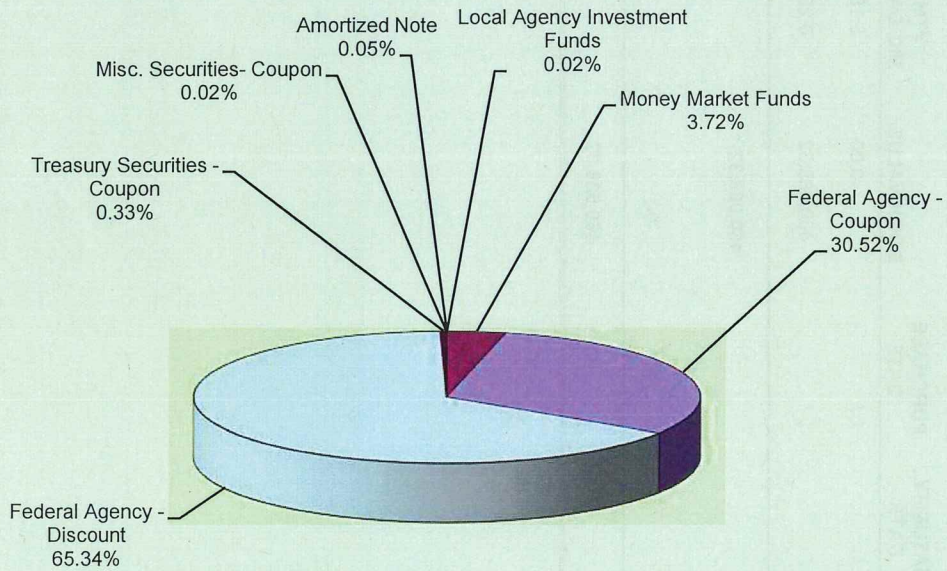
DESCRIPTION	ENDING BALANCE September 30, 2021	AVERAGE BALANCE September 30, 2021	WEIGHTED AVERAGE DAYS TO MATURITY	ANNUALIZED YIELD September 30, 2021	YIELD September 30, 2021
LOCAL AGENCY INVESTMENT FUNDS	\$255,721.84	\$255,721.84	1	0.242	0.206
MONEY MARKET FUNDS	\$55,479,360.83	\$57,362,694.16	1	0.010	0.010
FEDERAL AGENCY ISSUES - COUPON	\$455,230,443.35	\$430,402,237.76	434	0.183	0.168
FEDERAL AGENCY ISSUES - DISCOUNT	\$974,581,065.67	\$990,892,096.94	112	0.055	0.054
TREASURY SECURITIES - COUPON	\$4,991,406.25	\$4,991,600.49	699	0.212	0.211
TREASURY SECURITIES - DISCOUNT					
MISC SECURITIES - COUPON	\$240,236.97	\$259,600.00	313	3.607	3.608
AMORTIZED NOTE	\$781,324.80	\$781,324.80	910	4.971	3.984
TOTALS & AVERAGES	\$1,491,559,559.71	\$1,484,945,275.99	208	0.094%	0.091%

The Local Agency Investment Funds is an open ended account and is not included in the total weighted days to maturity.

**Treasurer Division - Department of Finance
 Portfolio Yield Report - Operating Funds
 County of Marin, Schools & Special Districts
 September 30, 2021**

INVESTMENT HOLDINGS	BOOK VALUE	9/30/21
Local Agency Investment Funds	\$255,721.84	0.206%
Money Market Funds	\$55,479,360.83	0.010%
Federal Agency - Coupon	\$455,230,443.35	0.168%
Federal Agency - Discount	\$974,581,065.67	0.054%
Treasury Securities - Coupon	\$4,991,406.25	0.211%
Misc. Securities- Coupon	\$240,236.97	3.608%
Amortized Note	\$781,324.80	3.984%
TOTAL	\$1,491,559,559.71	0.091%

PORTFOLIO ALLOCATION




TREASURER DIVISION - DEPARTMENT OF FINANCE

REPORT OF INVESTMENTS - NON-OPERATING FUNDS


SAN RAFAEL SCHOOLS

September 30, 2021



Page 1

INVESTMENT #	TYPE	FACE VALUE	MATURITY DATE	PURCHASE DATE	BOOK VALUE	YTM 360 DAYS	YTM 365 DAYS	DESCRIPTION	MARKET VALUE
687	LA1	0.00	//	//	0.00	5.181	5.253	LOCAL AGENCY INVESTMENT FUND	0.00
746	LA1	460,088.32	//	//	460,088.32	0.203	0.206	LOCAL AGENCY INVESTMENT FUND	460,088.32
		460,088.32			460,088.32				460,088.32
AMORTIZATION & ACCRETION OF PREMIUMS & DISCOUNTS					-0-				
		460,088.32			460,088.32				460,088.32



TREASURER DIVISION - DEPARTMENT OF FINANCE

REPORT OF INVESTMENTS - NON-OPERATING FUNDS

CHILDREN & FAMILIES COMMISSION

September 30, 2021

Page 1

INVESTMENT #	TYPE	FACE VALUE	MATURITY DATE	PURCHASE DATE	BOOK VALUE	YTM 360 DAYS	YTM 365 DAYS	DESCRIPTION	MARKET VALUE
101	LA2	106,214.97	//	//	106,214.97	0.203	0.206	LOCAL AGENCY INVESTMENT FUND	106,214.97
		106,214.97			106,214.97				106,214.97