

DIVISION OF THE DEPARTMENT OF FINANCE
TREASURER
Excellent and responsive fiscal leadership.

Roy Given, CPA
DIRECTOR

December 4, 2018

Mina Martinovich, CPA
ASSISTANT DIRECTOR

Damon Connolly, President
Board of Supervisors
County of Marin
3501 Civic Center Dr. #329
San Rafael, CA 94903

Mary Jane Burke
Superintendent of Schools
Marin County Office of Education
P.O. Box 4925
San Rafael, CA 94913

Marin County Schools,
Special Districts, and
MCERA

Karen Shaw
FINANCE DIVISION CHIEF

RE: MONTHLY REPORT OF COUNTY, SCHOOLS AND DISTRICT INVESTMENTS
as of October 31, 2018.

Marin County Civic Center
3501 Civic Center Drive
Suite 209
PO Box 4220
San Rafael, CA 94913-4220
415 473 6143 T
415 473 3741 F
CRS Dial 711
www.marincounty.org/treas

Dear Investment Fund Participants:

The attached Monthly Report of County, Schools and District investments is provided for your review.

* The investments were made pursuant to Government Code Sections 53601, 53635 and comply with the County Treasurer's Statement of Investment Policy. The investment policy provides for:

- Preservation of capital through high quality investments;
- Maintenance of sufficient liquidity to meet participant operating needs; and
- A rate of return consistent with the above objectives.

* Maturities are scheduled to meet participant expenditure requirements for the next six months.

* Attached spreadsheets identify investment type, issuer, maturity date, amount invested and fair market value for each security held. Fair market values were determined by Wells Fargo Institutional Trust Services on all securities except for investments in the Local Agency Investment Fund which was valued at face value by us. Adjustments have been made for premiums, discounts and accrued interest on discount securities to make the book value and fair market value more comparable.

I trust you find this report informative. Should you have any questions do not hesitate to call me.

Respectfully submitted,

Roy Given
Director of Finance

RG: sa
Attachments

cc: Matthew Hymel, County Administrator
Marin County Treasury Oversight Committee

**TREASURER DIVISION - DEPARTMENT OF FINANCE
 REPORT OF INVESTMENTS - OPERATING FUNDS
 COUNTY OF MARIN, SCHOOLS & SPECIAL DISTRICTS**

October 31, 2018

Page 1

INVESTMENT #	TYPE	FACE VALUE	STATED RATE	MATURITY DATE	PURCHASE DATE	BOOK VALUE	YTM 360 DAYS	YTM 365 DAYS	DESCRIPTION	MARKET VALUE
142	LA1	244,521.22	2.967	//	07/01/2011	244,521.22	2.114	2.144	Local Agency Investment Fund	244,521.22
3490	LA2	0.00	5.170	//	07/01/2011	0.00	0.000	0.001	MM-DREYFUS	0.00
9149	LA2	10,059,832.77	0.040	//	07/01/2011	10,059,832.77	2.002	2.030	MM-FIDELITY Institutional Gov	10,059,832.77
4366	LA2	0.00	4.930	//	07/01/2011	0.00	0.009	0.010	NATIONS Treasury Reserves	0.00
2246	LA2	7,050,646.72	4.760	//	07/01/2011	7,050,646.72	1.972	2.000	MM-WELLS FARGO Institutional G	7,050,646.72
12148	FAD	4,000,000.00	1.950	11/01/2018	07/09/2018	3,975,083.33	1.962	1.989	Federal Home Loan Discount	4,000,000.00
12010	FAD	7,500,000.00	1.530	11/02/2018	12/29/2017	7,401,825.00	1.566	1.588	Federal Home Loan Discount	7,499,550.00
11994	FAD	6,000,000.00	1.550	11/05/2018	12/14/2017	5,915,783.33	1.588	1.610	Fed Home Ln Mtg Corp Disc	5,998,560.00
11993	FAD	3,000,000.00	1.550	11/06/2018	12/14/2017	2,957,762.50	1.588	1.610	Fed Home Ln Mtg Corp Disc	2,999,100.00
12130	FAD	5,000,000.00	1.950	11/07/2018	05/30/2018	4,956,395.83	1.967	1.994	Fed Home Ln Mtg Corp Disc	4,998,200.00
12150	FAD	3,000,000.00	1.990	11/08/2018	07/25/2018	2,982,421.67	2.001	2.029	Federal Home Loan Discount	2,998,740.00
12139	FAD	4,000,000.00	0.000	11/13/2018	06/19/2018	3,967,986.67	1.975	2.003	Fed Home Ln Mtg Corp Disc	3,997,080.00
12149	FAD	3,500,000.00	0.000	11/14/2018	07/23/2018	3,477,722.50	2.022	2.050	Federal Home Loan Discount	3,497,235.00
11808	FAC	5,000,000.00	1.200	11/15/2018	05/15/2017	5,000,000.00	1.183	1.200	Federal Home Loan Bank	4,997,850.00
12157	FAD	5,000,000.00	1.970	11/15/2018	07/27/2018	4,969,629.17	1.982	2.009	Federal Home Loan Discount	4,995,750.00
12011	FAD	8,000,000.00	0.000	11/16/2018	01/02/2018	7,889,053.33	1.607	1.629	Fed Home Ln Mtg Corp Disc	7,992,720.00
11271	FAC	5,000,000.00	1.150	11/19/2018	11/19/2015	5,000,000.00	1.134	1.150	Fed Natl Mtg Assoc	4,997,050.00
12129	FAD	7,000,000.00	0.000	11/19/2018	05/29/2018	6,934,025.00	1.968	1.995	Federal Home Loan Discount	6,992,370.00
12152	FAD	3,000,000.00	0.000	11/20/2018	07/25/2018	2,980,431.67	2.003	2.030	Fed Home Ln Mtg Corp Disc	2,996,550.00
12151	FAD	3,000,000.00	0.000	11/21/2018	07/25/2018	2,980,265.83	2.003	2.030	Fed Home Ln Mtg Corp Disc	2,996,370.00
12156	FAD	3,000,000.00	2.010	11/26/2018	07/27/2018	2,979,565.00	2.023	2.051	Fed Home Ln Mtg Corp Disc	2,995,470.00
11945	FAC	5,000,000.00	1.600	11/27/2018	11/27/2017	4,997,485.00	1.628	1.650	Federal Farm Credit Bank	4,997,800.00

INVESTMENT #	TYPE	FACE VALUE	STATED RATE	MATURITY DATE	PURCHASE DATE	BOOK VALUE	YTM 360 DAYS	YTM 365 DAYS	DESCRIPTION	MARKET VALUE
11622	FAC	5,000,000.00	1.050	11/28/2018	11/28/2016	5,000,000.00	1.035	1.050	Fed Home Ln Mtg Corp	4,995,750.00
12016	FAD	6,000,000.00	0.000	11/28/2018	01/03/2018	5,903,493.33	1.805	1.830	Federal Farm Credit Bank Disc	5,990,220.00
12155	FAD	5,000,000.00	2.010	11/29/2018	07/27/2018	4,965,104.17	2.024	2.052	Fed Home Ln Mtg Corp Disc	4,991,500.00
11624	FAC	5,000,000.00	1.010	11/30/2018	11/30/2016	5,000,000.00	0.996	1.010	Fed Home Ln Mtg Corp	4,995,300.00
11990	FAD	30,000,000.00	1.540	11/30/2018	12/13/2017	29,548,266.67	1.579	1.601	Federal Home Loan Discount	29,947,200.00
12116	FAC	5,000,000.00	1.750	12/14/2018	05/11/2018	4,988,635.00	2.108	2.137	Federal Home Loan Bank	4,996,400.00
11667	FAC	5,000,000.00	1.200	12/14/2018	12/14/2016	5,000,000.00	1.183	1.200	Fed Home Ln Mtg Corp	4,994,050.00
12084	FAC	10,548,000.00	1.125	12/14/2018	04/05/2018	10,483,340.76	1.993	2.020	Fed Natl Mtg Assoc	10,533,443.76
11995	FAD	20,000,000.00	1.530	12/14/2018	12/15/2017	19,690,600.00	1.569	1.591	Federal Home Loan Discount	19,946,800.00
11996	FAD	30,000,000.00	1.530	12/14/2018	12/18/2017	29,539,725.00	1.569	1.591	Federal Home Loan Discount	29,920,200.00
12035	FAD	10,000,000.00	1.700	12/14/2018	01/31/2018	9,850,305.56	1.742	1.766	Federal Home Loan Discount	9,973,400.00
12051	FAD	15,000,000.00	1.930	12/14/2018	02/28/2018	14,767,595.83	1.986	2.013	Federal Home Loan Discount	14,960,100.00
12088	FAD	8,000,000.00	1.850	12/14/2018	04/09/2018	7,897,633.33	1.899	1.925	Federal Home Loan Discount	7,978,720.00
12089	FAD	12,000,000.00	1.850	12/14/2018	04/10/2018	11,847,066.67	1.899	1.925	Federal Home Loan Discount	11,968,080.00
12090	FAD	15,000,000.00	1.850	12/14/2018	04/11/2018	14,809,604.17	1.899	1.925	Federal Home Loan Discount	14,960,100.00
12095	FAD	12,000,000.00	0.000	12/17/2018	04/17/2018	11,853,600.00	1.847	1.872	Federal Home Loan Discount	11,965,800.00
12132	FAD	3,000,000.00	2.000	12/17/2018	06/11/2018	2,968,500.00	2.054	2.082	Federal Home Loan Discount	2,991,450.00
12092	FAD	15,000,000.00	0.000	12/18/2018	04/16/2018	14,810,375.00	1.899	1.925	Federal Home Loan Discount	14,956,350.00
12158	FAD	3,000,000.00	2.030	12/19/2018	07/27/2018	2,975,470.83	2.046	2.075	Fed Home Ln Mtg Corp Disc	2,991,090.00
12133	FAD	3,000,000.00	2.000	12/20/2018	06/13/2018	2,968,333.33	2.054	2.082	Federal Home Loan Discount	2,990,910.00
11675	FAC	5,000,000.00	1.200	12/21/2018	12/21/2016	5,000,000.00	1.183	1.200	Fed Home Ln Mtg Corp	4,992,950.00
12134	FAD	3,000,000.00	2.000	12/21/2018	06/13/2018	2,968,166.67	2.054	2.082	Federal Home Loan Discount	2,990,700.00
12059	FAD	10,000,000.00	1.830	12/21/2018	03/16/2018	9,857,666.67	1.882	1.908	Fed Home Ln Mtg Corp Disc	9,969,000.00
12064	FAD	15,000,000.00	1.830	12/21/2018	03/22/2018	14,791,075.00	1.882	1.908	Fed Home Ln Mtg Corp Disc	14,953,500.00
12082	FAD	5,000,000.00	1.830	12/24/2018	04/04/2018	4,932,900.00	1.878	1.904	Fed Home Ln Mtg Corp Disc	4,983,600.00
12065	FAD	9,500,000.00	1.830	12/26/2018	03/23/2018	9,365,749.17	1.882	1.908	Fed Home Ln Mtg Corp Disc	9,467,605.00
12083	FAD	5,000,000.00	0.000	12/27/2018	04/04/2018	4,932,137.50	1.878	1.904	Fed Home Ln Mtg Corp Disc	4,982,650.00

INVESTMENT #	TYPE	FACE VALUE	STATED RATE	MATURITY DATE	PURCHASE DATE	BOOK VALUE	YTM 360 DAYS	YTM 365 DAYS	DESCRIPTION	MARKET VALUE
12093	FAD	10,000,000.00	1.850	12/28/2018	04/16/2018	9,868,444.44	1.899	1.925	Federal Home Loan Discount	9,964,700.00
12159	FAD	7,000,000.00	0.000	12/31/2018	07/27/2018	6,937,418.06	2.068	2.097	Federal Home Loan Discount	6,973,960.00
12164	FAD	3,500,000.00	0.000	01/02/2019	08/17/2018	3,472,764.17	2.045	2.074	Federal Home Loan Discount	3,486,140.00
12165	FAD	3,500,000.00	0.000	01/03/2019	08/17/2018	3,472,566.81	2.046	2.074	Federal Home Loan Discount	3,485,930.00
12170	FAD	3,500,000.00	2.100	01/04/2019	08/27/2018	3,473,458.33	2.116	2.145	Fed Home Ln Mtg Corp Disc	3,485,685.00
11963	FAC	4,250,000.00	1.700	01/07/2019	12/07/2017	4,248,767.50	1.703	1.727	Federal Farm Credit Bank	4,245,622.50
12162	FAD	5,000,000.00	2.050	01/08/2019	07/30/2018	4,953,875.00	2.069	2.097	Federal Home Loan Discount	4,978,300.00
12184	FAD	3,000,000.00	2.210	01/09/2019	10/03/2018	2,981,951.67	2.223	2.254	Federal Home Loan Discount	2,986,770.00
12193	FAD	4,000,000.00	2.220	01/10/2019	10/16/2018	3,978,786.67	2.231	2.262	Federal Home Loan Discount	3,982,120.00
12160	FAD	8,500,000.00	2.050	01/11/2019	07/27/2018	8,418,683.33	2.069	2.098	Federal Home Loan Discount	8,461,410.00
12169	FAD	5,000,000.00	0.000	01/14/2019	08/24/2018	4,957,894.44	2.138	2.167	Federal Home Loan Discount	4,976,350.00
12126	FAD	7,000,000.00	2.020	01/15/2019	05/25/2018	6,907,697.22	2.081	2.110	Federal Home Loan Discount	6,966,470.00
12146	FAD	5,000,000.00	1.990	01/15/2019	07/02/2018	4,945,551.39	2.053	2.082	Federal Home Loan Discount	4,976,050.00
12147	FAD	3,000,000.00	1.980	01/15/2019	07/06/2018	2,968,155.00	2.043	2.072	Federal Home Loan Discount	2,985,630.00
12180	FAD	3,000,000.00	0.000	01/16/2019	09/27/2018	2,979,788.70	2.199	2.230	Federal Home Loan Discount	2,985,420.00
12181	FAD	3,000,000.00	2.185	01/17/2019	09/27/2018	2,979,606.60	2.199	2.230	Federal Home Loan Discount	2,985,240.00
12166	FAD	3,000,000.00	0.000	01/18/2019	08/20/2018	2,973,700.83	2.108	2.137	Fed Home Ln Mtg Corp Disc	2,985,060.00
12168	FAD	4,500,000.00	0.000	01/22/2019	08/22/2018	4,459,646.25	2.129	2.158	Fed Home Ln Mtg Corp Disc	4,476,420.00
12167	FAD	3,000,000.00	0.000	01/23/2019	08/20/2018	2,972,830.00	2.109	2.138	Fed Home Ln Mtg Corp Disc	2,984,100.00
12185	FAD	3,000,000.00	2.240	01/24/2019	10/03/2018	2,978,906.67	2.255	2.287	Federal Home Loan Discount	2,983,890.00
11522	FAC	5,000,000.00	1.000	01/25/2019	07/25/2016	5,000,000.00	0.986	1.000	Fed Natl Mtg Assoc	4,983,650.00
12177	FAD	8,000,000.00	2.200	01/25/2019	09/24/2018	7,939,866.67	2.216	2.247	Federal Home Loan Discount	7,956,560.00
12179	FAD	7,500,000.00	2.170	01/28/2019	09/26/2018	7,443,941.67	2.186	2.216	Fed Home Ln Mtg Corp Disc	7,457,850.00
12094	FAD	5,000,000.00	0.000	01/30/2019	04/16/2018	4,925,743.06	1.900	1.926	Federal Home Loan Discount	4,971,250.00
12141	FAD	8,000,000.00	2.030	01/30/2019	06/22/2018	7,899,853.33	2.085	2.114	Federal Home Loan Discount	7,954,000.00
12194	FAD	4,000,000.00	2.290	01/30/2019	10/16/2018	3,973,028.89	2.305	2.337	Federal Home Loan Discount	3,977,000.00
12067	FAD	10,000,000.00	1.850	01/30/2019	03/27/2018	9,841,208.33	1.902	1.929	Fed Home Ln Mtg Corp Disc	9,942,500.00


INVESTMENT #	TYPE	FACE VALUE	STATED RATE	MATURITY DATE	PURCHASE DATE	BOOK VALUE	YTM 360 DAYS	YTM 365 DAYS	DESCRIPTION	MARKET VALUE
12127	FAD	5,000,000.00	2.000	01/30/2019	05/25/2018	4,930,555.56	2.060	2.088	Fed Home Ln Mtg Corp Disc	4,971,250.00
12186	FAD	5,000,000.00	2.260	01/31/2019	10/04/2018	4,962,647.22	2.277	2.308	Federal Home Loan Discount	4,970,950.00
12188	FAD	7,000,000.00	2.210	01/31/2019	10/10/2018	6,951,441.39	2.225	2.256	Federal Home Loan Discount	6,959,330.00
12189	FAD	5,000,000.00	2.230	01/31/2019	10/11/2018	4,965,311.11	2.245	2.276	Federal Home Loan Discount	4,970,950.00
12191	FAD	8,000,000.00	2.275	01/31/2019	10/15/2018	7,945,400.00	2.290	2.322	Federal Home Loan Discount	7,953,520.00
12178	FAD	3,000,000.00	2.200	02/01/2019	09/24/2018	2,976,166.67	2.217	2.248	Federal Home Loan Discount	2,981,970.00
12038	MC1	100,000.00	3.500	02/01/2019	02/13/2018	100,115.07	3.448	3.495	MARIN COUNTY	100,115.07
12197	FAD	3,500,000.00	2.270	02/04/2019	10/18/2018	3,475,944.31	2.285	2.317	Federal Home Loan Discount	3,478,300.00
12200	FAD	3,000,000.00	2.250	02/05/2019	10/22/2018	2,980,125.00	2.265	2.296	Fed Home Ln Mtg Corp Disc	2,981,190.00
12199	FAD	3,000,000.00	2.250	02/06/2019	10/22/2018	2,979,937.50	2.265	2.296	Fed Home Ln Mtg Corp Disc	2,981,010.00
12192	FAD	5,000,000.00	2.210	02/07/2019	10/15/2018	4,964,701.39	2.225	2.256	Fed Home Ln Mtg Corp Disc	4,968,000.00
12210	FAD	10,000,000.00	2.280	02/08/2019	10/30/2018	9,936,033.33	2.294	2.326	Fed Home Ln Mtg Corp Disc	9,935,400.00
12190	FAD	6,000,000.00	0.000	02/11/2019	10/12/2018	5,953,843.33	2.287	2.319	Federal Home Loan Discount	5,960,040.00
12211	FAD	3,000,000.00	2.280	02/12/2019	10/30/2018	2,980,050.00	2.295	2.327	Fed Home Ln Mtg Corp Disc	2,979,840.00
12212	FAD	3,000,000.00	2.280	02/13/2019	10/30/2018	2,979,860.00	2.295	2.327	Fed Home Ln Mtg Corp Disc	2,979,630.00
12206	FAD	3,000,000.00	2.280	02/14/2019	10/25/2018	2,978,720.00	2.296	2.328	Federal Home Loan Discount	2,979,450.00
12204	FAD	3,000,000.00	0.000	02/20/2019	10/24/2018	2,977,390.00	2.297	2.329	Federal Home Loan Discount	2,978,250.00
12203	FAD	3,000,000.00	2.280	02/21/2019	10/24/2018	2,977,200.00	2.297	2.329	Federal Home Loan Discount	2,978,070.00
12201	FAD	7,000,000.00	0.000	02/25/2019	10/23/2018	6,944,097.22	2.318	2.350	Federal Home Loan Discount	6,947,010.00
12202	FAD	3,000,000.00	0.000	02/26/2019	10/23/2018	2,975,850.00	2.318	2.350	Federal Home Loan Discount	2,977,080.00
11539	FAC	5,000,000.00	1.000	02/28/2019	08/30/2016	5,000,000.00	0.986	1.000	Federal Home Loan Bank	4,976,900.00
12198	FAD	10,000,000.00	2.290	02/28/2019	10/19/2018	9,916,033.33	2.309	2.341	Federal Home Loan Discount	9,922,300.00
12207	FAD	8,000,000.00	2.315	02/28/2019	10/26/2018	7,935,694.44	2.333	2.366	Fed Home Ln Mtg Corp Disc	7,937,840.00
11750	FAC	5,000,000.00	1.375	03/15/2019	03/15/2017	5,000,000.00	1.356	1.375	Fed Home Ln Mtg Corp	4,981,150.00
12205	FAD	8,000,000.00	2.330	03/22/2019	10/24/2018	7,922,851.11	2.352	2.385	Federal Home Loan Discount	7,925,120.00
11834	FAC	5,000,000.00	1.375	03/29/2019	06/29/2017	5,000,000.00	1.356	1.375	Federal Home Loan Bank	4,978,000.00
11555	FAC	5,000,000.00	1.125	03/29/2019	09/29/2016	5,000,000.00	1.109	1.125	Fed Home Ln Mtg Corp	4,973,150.00

INVESTMENT #	TYPE	FACE VALUE	STATED RATE	MATURITY DATE	PURCHASE DATE	BOOK VALUE	YTM 360 DAYS	YTM 365 DAYS	DESCRIPTION	MARKET VALUE
12091	FAD	5,000,000.00	2.080	03/29/2019	04/11/2018	4,898,311.11	2.142	2.171	Fed Agric Mtg Corp Discount	4,950,850.00
12208	FAD	15,000,000.00	2.340	03/29/2019	10/29/2018	14,852,775.00	2.363	2.396	Federal Home Loan Discount	14,852,550.00
12153	FAD	20,000,000.00	0.000	04/15/2019	07/26/2018	19,690,244.44	2.185	2.215	Federal Home Loan Discount	19,776,400.00
12154	FAD	75,000,000.00	2.120	04/15/2019	07/26/2018	73,838,416.67	2.185	2.215	Federal Home Loan Discount	74,161,500.00
11799	FAC	5,000,000.00	1.410	04/26/2019	04/26/2017	5,000,000.00	1.390	1.410	Fed Home Ln Mtg Corp	4,972,100.00
12174	FAD	5,500,000.00	2.270	05/07/2019	08/31/2018	5,413,645.42	2.324	2.356	Fed Home Ln Mtg Corp Disc	5,429,435.00
12117	FAC	5,000,000.00	2.250	05/15/2019	05/15/2018	5,000,000.00	2.219	2.250	Federal Home Loan Bank	4,992,250.00
11602	FAC	5,000,000.00	1.100	05/15/2019	11/15/2016	5,000,000.00	1.084	1.100	Fed Home Ln Mtg Corp	4,960,050.00
11813	FAC	5,000,000.00	1.400	05/24/2019	05/24/2017	5,000,000.00	1.380	1.400	Federal Home Loan Bank	4,967,850.00
12173	FAD	5,500,000.00	2.310	06/07/2019	08/30/2018	5,400,830.42	2.366	2.399	Fed Home Ln Mtg Corp Disc	5,417,060.00
11823	FAC	5,000,000.00	1.400	06/14/2019	06/14/2017	5,000,000.00	1.380	1.400	Fed Home Ln Mtg Corp	4,962,800.00
12172	FAD	10,000,000.00	2.250	06/14/2019	08/29/2018	9,819,375.00	2.312	2.344	Federal Home Loan Discount	9,844,400.00
12142	FAC	5,000,000.00	2.350	06/25/2019	06/25/2018	5,000,000.00	2.317	2.350	Federal Farm Credit Bank	4,993,100.00
11830	FAC	5,000,000.00	1.450	06/28/2019	06/28/2017	5,000,000.00	1.430	1.450	Federal Home Loan Bank	4,961,750.00
10800	RRP	50,432.49	3.500	07/01/2019	07/01/2014	50,432.49	3.452	3.500	MARIN COUNTY	50,432.49
11711	FAC	5,000,000.00	1.500	07/26/2019	01/26/2017	5,000,000.00	1.479	1.500	Fed Home Ln Mtg Corp	4,957,100.00
11848	FAC	5,000,000.00	1.530	07/26/2019	07/26/2017	5,000,000.00	1.509	1.530	Fed Home Ln Mtg Corp	4,958,200.00
11523	FAC	5,000,000.00	0.750	07/26/2019	07/26/2016	5,000,000.00	1.227	1.244	Fed Natl Mtg Assoc	4,975,950.00
11530	FAC	5,000,000.00	1.250	08/15/2019	08/15/2016	5,000,000.00	1.232	1.250	Fed Home Ln Mtg Corp	4,944,750.00
11862	FAC	5,000,000.00	1.500	08/22/2019	08/22/2017	5,000,000.00	1.479	1.500	Federal Home Loan Bank	4,954,150.00
11816	FAC	5,000,000.00	1.500	08/30/2019	05/30/2017	5,000,000.00	1.479	1.500	Fed Home Ln Mtg Corp	4,951,200.00
12196	FAD	3,750,000.00	2.600	09/03/2019	10/18/2018	3,663,333.33	2.683	2.721	Fed Agric Mtg Corp Discount	3,668,100.00
11542	FAC	5,000,000.00	1.125	09/09/2019	09/09/2016	4,995,000.00	1.143	1.159	Fed Natl Mtg Assoc	4,934,050.00
11873	FAC	5,000,000.00	1.375	09/12/2019	09/12/2017	5,000,000.00	1.356	1.375	Federal Farm Credit Bank	4,941,150.00
11875	MC1	46,000.00	3.500	09/15/2019	09/15/2017	46,000.00	3.452	3.500	MARIN COUNTY	46,000.00
11546	FAC	5,000,000.00	0.850	09/16/2019	09/16/2016	5,000,000.00	1.568	1.590	Fed Home Ln Mtg Corp	4,986,150.00
11764	FAC	5,000,000.00	1.250	09/27/2019	03/27/2017	5,000,000.00	1.672	1.696	Federal Home Loan Bank	4,972,550.00

INVESTMENT #	TYPE	FACE VALUE	STATED RATE	MATURITY DATE	PURCHASE DATE	BOOK VALUE	YTM 360 DAYS	YTM 365 DAYS	DESCRIPTION	MARKET VALUE
12004	FAC	5,000,000.00	1.850	09/27/2019	12/27/2017	5,000,000.00	1.825	1.850	Federal Home Loan Bank	4,962,950.00
11771	FAC	5,000,000.00	1.570	09/27/2019	03/30/2017	5,000,000.00	1.548	1.570	Fed Home Ln Mtg Corp	4,946,300.00
11558	FAC	5,000,000.00	1.000	09/30/2019	09/30/2016	5,000,000.00	1.593	1.616	Fed Home Ln Mtg Corp	4,983,250.00
12187	FAD	10,000,000.00	2.590	09/30/2019	10/09/2018	9,743,877.78	2.677	2.714	Fed Agric Mtg Corp Discount	9,762,300.00
12195	FAD	10,000,000.00	0.000	10/07/2019	10/17/2018	9,743,611.11	2.688	2.725	Federal Home Loan Discount	9,754,400.00
11577	FAC	3,035,000.00	0.750	10/24/2019	10/24/2016	3,035,000.00	1.356	1.375	Fed Home Ln Mtg Corp	3,019,096.60
11584	FAC	5,000,000.00	1.300	10/25/2019	10/28/2016	5,000,000.00	1.282	1.300	Fed Home Ln Mtg Corp	4,928,100.00
11579	FAC	5,000,000.00	1.200	10/25/2019	10/25/2016	5,000,000.00	1.183	1.200	Fed Natl Mtg Assoc	4,924,850.00
11912	FAC	5,000,000.00	1.650	10/30/2019	10/30/2017	5,000,000.00	1.627	1.650	Fed Home Ln Mtg Corp	4,944,500.00
11885	FAC	5,000,000.00	1.520	12/27/2019	09/27/2017	4,998,750.00	0.900	0.913	Federal Home Loan Bank	4,926,150.00
11690	FAC	5,000,000.00	1.500	12/30/2019	12/30/2016	5,000,000.00	1.479	1.500	Fed Home Ln Mtg Corp	4,925,400.00
11691	FAC	5,000,000.00	1.250	12/30/2019	12/30/2016	5,000,000.00	1.617	1.639	Fed Home Ln Mtg Corp	4,961,050.00
12039	MC1	100,000.00	3.500	02/01/2020	02/13/2018	100,115.07	3.448	3.495	MARIN COUNTY	100,115.07
12163	FAC	5,000,000.00	2.600	02/10/2020	08/10/2018	5,000,000.00	2.564	2.600	Federal Farm Credit Bank	4,989,200.00
12061	FAC	5,000,000.00	2.400	03/20/2020	03/20/2018	5,000,000.00	2.367	2.400	Federal Home Loan Bank	4,965,900.00
12099	FAC	5,000,000.00	2.500	04/20/2020	04/20/2018	5,000,000.00	2.465	2.500	Federal Home Loan Bank	4,973,100.00
11835	FAC	5,000,000.00	1.250	06/29/2020	06/29/2017	5,000,000.00	1.842	1.868	Federal Home Loan Bank	4,933,850.00
12069	FAC	5,000,000.00	2.500	06/29/2020	03/29/2018	5,000,000.00	2.466	2.500	Federal Home Loan Bank	4,956,500.00
12007	FAC	5,000,000.00	2.000	06/29/2020	12/29/2017	5,000,000.00	1.972	2.000	Fed Home Ln Mtg Corp	4,925,900.00
11858	FAC	5,000,000.00	1.685	08/14/2020	08/15/2017	5,000,234.03	1.381	1.400	Federal Home Loan Bank	4,895,300.00
11866	FAC	5,000,000.00	1.800	08/28/2020	08/28/2017	5,000,000.00	1.775	1.800	Federal Home Loan Bank	4,897,500.00
12171	FAC	3,165,000.00	2.700	08/28/2020	08/28/2018	3,165,000.00	2.663	2.700	Federal Home Loan Bank	3,149,839.65
11876	MC1	44,000.00	3.500	09/14/2020	09/15/2017	44,000.00	3.452	3.500	MARIN COUNTY	44,000.00
11880	FAC	5,000,000.00	1.800	09/21/2020	09/21/2017	5,000,000.00	1.775	1.800	Fed Home Ln Mtg Corp	4,892,100.00
12182	FAC	5,000,000.00	2.850	09/28/2020	09/28/2018	4,993,250.00	2.879	2.919	Fed Home Ln Mtg Corp	4,991,300.00
11890	FAC	5,000,000.00	1.500	09/29/2020	09/29/2017	5,000,000.00	1.862	1.888	Fed Home Ln Mtg Corp	4,911,200.00
11908	FAC	5,000,000.00	1.850	10/27/2020	10/27/2017	5,000,000.00	1.824	1.850	Fed Natl Mtg Assoc	4,892,050.00

INVESTMENT #	TYPE	FACE VALUE	STATED RATE	MATURITY DATE	PURCHASE DATE	BOOK VALUE	YTM 360 DAYS	YTM 365 DAYS	DESCRIPTION	MARKET VALUE
12209	FAC	5,000,000.00	3.050	11/02/2020	10/30/2018	5,000,000.00	3.008	3.049	Federal Home Loan Bank	4,998,100.00
11931	FAC	4,700,000.00	1.500	11/17/2020	11/17/2017	4,700,000.00	2.128	2.157	Fed Home Ln Mtg Corp	4,667,053.00
11991	FAC	5,000,000.00	2.000	12/14/2020	12/14/2017	5,000,000.00	1.972	2.000	Federal Home Loan Bank	4,899,100.00
11992	FAC	5,000,000.00	2.000	12/14/2020	12/14/2017	5,000,000.00	1.972	2.000	Federal Home Loan Bank	4,899,100.00
12124	FAC	5,000,000.00	2.700	12/21/2020	05/21/2018	4,994,600.00	2.706	2.744	Federal Farm Credit Bank	4,968,650.00
12032	FAC	5,000,000.00	2.300	01/26/2021	01/26/2018	5,000,000.00	2.268	2.300	Federal Home Loan Bank	4,924,100.00
12034	FAC	5,000,000.00	2.200	01/29/2021	01/29/2018	5,000,000.00	2.169	2.200	Federal Home Loan Bank	4,902,550.00
12040	MC1	100,000.00	3.500	01/31/2021	02/13/2018	100,115.07	3.448	3.495	MARIN COUNTY	100,115.07
12045	FAC	5,000,000.00	2.125	02/12/2021	02/12/2018	5,000,000.00	2.337	2.369	Federal Home Loan Bank	4,956,600.00
12050	FAC	5,000,000.00	2.420	02/26/2021	02/28/2018	5,000,000.00	2.386	2.420	Fed Home Ln Mtg Corp	4,933,000.00
12108	FAC	5,000,000.00	2.700	04/30/2021	04/30/2018	5,000,000.00	2.663	2.700	Fed Home Ln Mtg Corp	4,960,350.00
12143	FAC	5,000,000.00	2.550	06/28/2021	06/28/2018	5,000,000.00	2.966	3.007	Fed Home Ln Mtg Corp	4,989,000.00
12183	FAC	5,000,000.00	3.020	06/28/2021	09/28/2018	5,000,000.00	2.979	3.021	Fed Home Ln Mtg Corp	4,990,900.00
12161	FAC	5,000,000.00	2.850	07/30/2021	07/30/2018	5,000,000.00	2.810	2.850	Fed Home Ln Mtg Corp	4,967,750.00
11877	MC1	42,000.00	3.560	09/15/2021	09/15/2017	42,000.00	3.511	3.560	MARIN COUNTY	42,000.00
12175	FAC	5,000,000.00	2.950	09/17/2021	09/17/2018	4,997,500.00	2.926	2.967	Federal Home Loan Bank	4,974,200.00
12041	MC1	100,000.00	3.560	02/01/2022	02/13/2018	100,117.04	3.507	3.555	MARIN COUNTY	100,117.04
11738	RRP	666,959.70	4.500	02/28/2022	03/01/2017	666,959.70	4.438	4.500	MARIN COUNTY	666,959.70
11869	RRP	1,879,579.23	4.500	09/01/2022	09/01/2017	1,879,579.23	4.438	4.500	MARIN COUNTY	1,879,579.23
11878	MC1	40,000.00	3.648	09/15/2022	09/15/2017	40,000.00	3.598	3.648	MARIN COUNTY	40,000.00
12042	MC1	100,000.00	3.648	02/01/2023	02/13/2018	100,119.93	3.593	3.643	MARIN COUNTY	100,119.93

1,070,071,972.13	1,061,213,077.05	1,063,113,579.82
AMORTIZATION & ACCRETION OF PREMIUMS & DISCOUNTS	10,405.41	ACCRUED INTEREST DISCOUNT INVESTMENTS
1,070,071,972.13	1,061,223,482.46	1,063,113,579.82



TREASURER DIVISION - DEPARTMENT OF FINANCE
 PORTFOLIO SUMMARY REPORT - OPERATING FUNDS
 COUNTY OF MARIN, SCHOOLS & SPECIAL DISTRICTS
 October 31, 2018

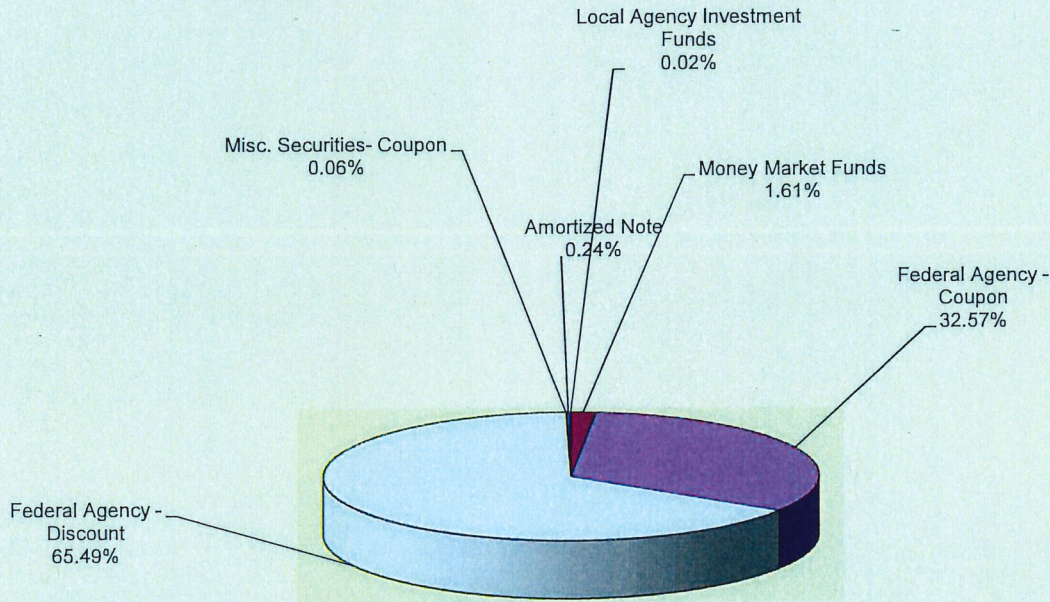
DESCRIPTION	ENDING BALANCE October 31, 2018	AVERAGE BALANCE October 31, 2018	WEIGHTED AVERAGE DAYS TO MATURITY	ANNUALIZED YIELD October 31, 2018	YIELD October 31, 2018
LOCAL AGENCY INVESTMENT FUNDS	\$244,521.22	\$243,924.46	1	2.144	2.144
MONEY MARKET FUNDS	\$17,110,479.49	\$19,626,608.52	1	2.014	2.018
FEDERAL AGENCY ISSUES - COUPON	\$345,597,562.29	\$341,699,388.56	418	1.771	1.806
FEDERAL AGENCY ISSUES - DISCOUNT	\$694,990,960.45	\$655,845,604.68	90	1.990	2.071
TREASURY SECURITIES - COUPON					
TREASURY SECURITIES - DISCOUNT					
MISC SECURITIES - COUPON	\$672,582.18	\$672,000.00	828	3.544	3.540
AMORTIZED NOTE	\$2,596,971.42	\$2,596,971.42	1,330	3.961	4.481
TOTALS & AVERAGES	\$1,061,213,077.05	\$1,020,684,497.64	199	1.923%	1.991%

The Local Agency Investment Funds is an open ended account and is not included in the total weighted days to maturity.

Treasurer Division - Department of Finance
Portfolio Yield Report - Operating Funds
County of Marin, Schools & Special Districts
October 31, 2018

INVESTMENT HOLDINGS	BOOK VALUE	10/31/18
Local Agency Investment Funds	\$244,521.22	2.144%
Money Market Funds	\$17,110,479.49	2.018%
Federal Agency - Coupon	\$345,597,562.29	1.806%
Federal Agency - Discount	\$694,990,960.45	2.071%
Misc. Securities- Coupon	\$672,582.18	3.540%
Amortized Note	\$2,596,971.42	4.481%
TOTAL	\$1,061,213,077.05	1.991%

PORTFOLIO ALLOCATION




TREASURER DIVISION - DEPARTMENT OF FINANCE

REPORT OF INVESTMENTS - NON-OPERATING FUNDS

CHILDREN & FAMILIES COMMISSION

October 31, 2018



Page 1


INVESTMENT #	TYPE	FACE VALUE	MATURITY DATE	PURCHASE DATE	BOOK VALUE	YTM 360 DAYS	YTM 365 DAYS	DESCRIPTION	MARKET VALUE
101	LA2	101,562.76	//	//	101,562.76	2.114	2.144	LOCAL AGENCY INVESTMENT FUND	101,562.76
		101,562.76			101,562.76				101,562.76

TREASURER DIVISION - DEPARTMENT OF FINANCE

REPORT OF INVESTMENTS - NON-OPERATING FUNDS

SAN RAFAEL SCHOOLS

October 31, 2018



Page 1

INVESTMENT #	TYPE	FACE VALUE	MATURITY DATE	PURCHASE DATE	BOOK VALUE	YTM 360 DAYS	YTM 365 DAYS	DESCRIPTION	MARKET VALUE
687	LA1	0.00	//	//	0.00	5.181	5.253	LOCAL AGENCY INVESTMENT FUND	0.00
746	LA1	439,936.46	//	//	439,936.46	2.114	2.144	LOCAL AGENCY INVESTMENT FUND	439,936.46
		439,936.46			439,936.46				439,936.46
AMORTIZATION & ACCRETION OF PREMIUMS & DISCOUNTS					-0-				
		439,936.46			439,936.46				439,936.46