


COUNTY OF MARIN



DIVISION OF THE DEPARTMENT OF FINANCE  
**TREASURER**

Excellent and responsive fiscal leadership.

Roy Given, CPA  
DIRECTOR

Karen Shaw  
INVESTMENT OFFICER

Marin County Civic Center  
3501 Civic Center Drive  
Suite 209  
PO Box 4220  
San Rafael, CA 94913-4220  
415 473 6143 T  
415 473 3741 F  
CRS Dial 711  
[www.marincounty.org/treas](http://www.marincounty.org/treas)

February 25, 2014

Kathrin Sears, President  
Board of Supervisors  
County of Marin  
3501 Civic Center Dr. #329  
San Rafael, CA 94903

Mary Jane Burke  
Superintendent of Schools  
Marin County Office of Education  
P. O. Box 4925  
San Rafael, CA 94913

Marin County Schools,  
Special Districts, and  
MCERA

RE: MONTHLY REPORT OF COUNTY, SCHOOLS AND DISTRICT INVESTMENTS  
as of January 31, 2014.

Dear Investment Fund Participants:

The attached Monthly Report of County, Schools and District investments is provided for your review.

\* The investments were made pursuant to Government Code Sections 53601, 53635 and comply with the County Treasurer's Statement of Investment Policy. The investment policy provides for:

- Preservation of capital through high quality investments;
- Maintenance of sufficient liquidity to meet participant operating needs; and
- A rate of return consistent with the above objectives.

\* Maturities are scheduled to meet participant expenditure requirements for the next six months.

\* Attached spreadsheets identify investment type, issuer, maturity date, amount invested and fair market value for each security held. Fair market values were determined by Wells Fargo Institutional Trust Services on all securities except for investments in the Local Agency Investment Fund which was valued at face value by us. Adjustments have been made for premiums, discounts and accrued interest on discount securities to make the book value and fair market value more comparable.

I trust you find this report informative. Should you have any questions do not hesitate to call me.

Respectfully submitted,

Roy Given  
Director of Finance

cc: Matthew Hymel, County Administrator  
Marin County Treasury Oversight Committee

Requests for accommodations may be made by calling (415) 473-4381 (Voice/TTY), 711 for California Relay Service or by e-mail at [disabilityaccess@marincounty.org](mailto:disabilityaccess@marincounty.org). Copies of documents are available in alternative formats, upon request.

**TREASURER DIVISION - DEPARTMENT OF FINANCE**  
**REPORT OF INVESTMENTS - OPERATING FUNDS**  
**COUNTY OF MARIN, SCHOOLS & SPECIAL DISTRICTS**

January 31, 2014

Page 1

INVESTMENT #	TYPE	FACE VALUE	STATED RATE	MATURITY DATE	PURCHASE DATE	BOOK VALUE	YTM 360 DAYS	YTM 365 DAYS	DESCRIPTION	MARKET VALUE
142	LA1	236,112.80	2.967	//	//	236,112.80	0.240	0.244	Local Agency Investment Fund	236,112.80
3490	LA2	0.00	5.170	//	//	0.00	0.000	0.001	MM-DREYFUS	0.00
9149	LA2	10,002,760.84	0.040	//	//	10,002,760.84	0.009	0.010	MM-FIDELITY Institutional Gov	10,002,760.84
4366	LA2	0.00	4.930	//	//	0.00	0.009	0.010	NATIONS Treasury Reserves	0.00
2246	LA2	10,000,620.32	4.760	//	//	10,000,620.32	0.009	0.010	MM-WELLS FARGO Institutional G	10,000,620.32
10528	FAD	3,900,000.00	0.030	02/03/2014	10/22/2013	3,899,662.00	0.030	0.030	Federal Home Loan Discount	3,900,000.00
10529	FAD	3,000,000.00	0.030	02/04/2014	10/22/2013	2,999,737.50	0.030	0.030	Federal Home Loan Discount	3,000,000.00
10519	FAD	2,600,000.00	0.145	02/05/2014	10/10/2013	2,598,764.28	0.145	0.147	Federal Home Loan Discount	2,600,000.00
10532	FAD	4,400,000.00	0.000	02/06/2014	10/24/2013	4,399,679.17	0.025	0.025	Federal Home Loan Discount	4,400,000.00
10509	FAD	3,500,000.00	0.034	02/07/2014	09/20/2013	3,499,537.22	0.034	0.034	Federal Home Loan Discount	3,500,000.00
10535	FAD	4,500,000.00	0.000	02/10/2014	10/25/2013	4,499,730.00	0.020	0.020	Federal Home Loan Discount	4,500,000.00
10538	FAD	3,100,000.00	0.028	02/11/2014	10/30/2013	3,099,749.24	0.028	0.028	Fed Home Ln Mtg Corp Disc	3,100,000.00
10647	FAD	3,000,000.00	0.020	02/12/2014	01/14/2014	2,999,951.67	0.020	0.020	Federal Home Loan Discount	2,999,970.00
10534	FAD	2,560,000.00	0.050	02/12/2014	10/25/2013	2,559,608.89	0.050	0.050	Fed Natl Mtg Assoc Disc	2,559,974.40
10542	FAD	1,000,000.00	0.029	02/12/2014	11/04/2013	999,919.44	0.029	0.029	Fed Natl Mtg Assoc Disc	999,990.00
10545	FAD	3,200,000.00	0.030	02/13/2014	11/06/2013	3,199,736.00	0.030	0.030	Federal Home Loan Discount	3,199,968.00
10523	FAD	3,515,000.00	0.075	02/14/2014	10/18/2013	3,514,128.57	0.075	0.076	Federal Home Loan Discount	3,514,964.85
10525	FAD	1,160,000.00	0.075	02/14/2014	10/18/2013	1,159,712.42	0.075	0.076	Federal Home Loan Discount	1,159,988.40
10539	FAD	4,100,000.00	0.065	02/14/2014	10/30/2013	4,099,207.90	0.065	0.065	Fed Home Ln Mtg Corp Disc	4,099,959.00
10536	FAD	10,000,000.00	0.030	02/18/2014	10/25/2013	9,999,033.33	0.030	0.030	Federal Home Loan Discount	9,999,900.00
10540	FAD	3,400,000.00	0.060	02/18/2014	10/31/2013	3,399,376.67	0.060	0.060	Federal Home Loan Discount	3,399,966.00
10589	FAD	5,000,000.00	0.040	02/18/2014	12/06/2013	4,999,588.89	0.040	0.040	Federal Home Loan Discount	4,999,950.00

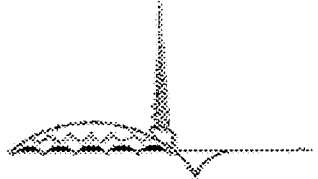
INVESTMENT #	TYPE	FACE VALUE	STATED RATE	MATURITY DATE	PURCHASE DATE	BOOK VALUE	YTM 360 DAYS	YTM 365 DAYS	DESCRIPTION	MARKET VALUE
10524	FAD	3,600,000.00	0.040	02/20/2014	10/18/2013	3,599,500.00	0.040	0.040	Federal Home Loan Discount	3,599,964.00
10530	FAD	3,000,000.00	0.035	02/21/2014	10/23/2013	2,999,647.08	0.035	0.035	Federal Home Loan Discount	2,999,970.00
10507	FAD	3,000,000.00	0.000	02/24/2014	09/19/2013	2,999,473.33	0.040	0.040	Fed Home Ln Mtg Corp Disc	2,999,970.00
10508	FAD	2,055,000.00	0.040	02/24/2014	09/20/2013	2,054,641.52	0.040	0.040	Fed Home Ln Mtg Corp Disc	2,054,979.45
10531	FAD	3,100,000.00	0.035	02/25/2014	10/23/2013	3,099,623.26	0.035	0.035	Federal Home Loan Discount	3,099,969.00
10514	FAD	2,950,000.00	0.055	02/26/2014	10/02/2013	2,949,337.48	0.055	0.055	Federal Home Loan Discount	2,949,970.50
10543	FAD	4,300,000.00	0.025	02/27/2014	11/04/2013	4,299,656.60	0.025	0.025	Federal Home Loan Discount	4,299,957.00
10522	FAD	12,500,000.00	0.050	02/28/2014	10/17/2013	12,497,673.61	0.050	0.050	Federal Home Loan Discount	12,499,875.00
10541	FAD	6,000,000.00	0.075	03/03/2014	11/01/2013	5,998,475.00	0.075	0.076	Federal Home Loan Discount	5,999,880.00
10559	FAD	4,000,000.00	0.035	03/04/2014	11/15/2013	3,999,576.11	0.035	0.035	Federal Home Loan Discount	3,999,920.00
10554	FAD	4,000,000.00	0.080	03/05/2014	11/13/2013	3,999,004.44	0.080	0.081	Fed Natl Mtg Assoc Disc	3,999,920.00
10552	FAD	1,400,000.00	0.080	03/07/2014	11/12/2013	1,399,642.22	0.080	0.081	Federal Home Loan Discount	1,399,972.00
10553	FAD	2,000,000.00	0.035	03/07/2014	11/12/2013	1,999,776.39	0.035	0.035	Federal Home Loan Discount	1,999,960.00
10560	FAD	4,000,000.00	0.035	03/10/2014	11/15/2013	3,999,552.78	0.035	0.035	Federal Home Loan Discount	3,999,920.00
10561	FAD	4,000,000.00	0.035	03/11/2014	11/15/2013	3,999,548.89	0.035	0.035	Federal Home Loan Discount	3,999,920.00
10590	FAD	5,000,000.00	0.090	03/12/2014	12/06/2013	4,998,800.00	0.090	0.091	Federal Home Loan Discount	4,999,900.00
10563	FAD	9,100,000.00	0.030	03/14/2014	11/18/2013	9,099,120.33	0.030	0.030	Federal Home Loan Discount	9,099,818.00
10558	FAD	6,000,000.00	0.080	03/17/2014	11/14/2013	5,998,360.00	0.080	0.081	Fed Home Ln Mtg Corp Disc	5,999,880.00
10564	FAD	3,000,000.00	0.040	03/18/2014	11/18/2013	2,999,600.00	0.040	0.040	Federal Home Loan Discount	2,999,940.00
10565	FAD	3,000,000.00	0.040	03/20/2014	11/18/2013	2,999,593.33	0.040	0.040	Federal Home Loan Discount	2,999,910.00
10549	FAD	5,000,000.00	0.080	03/21/2014	11/08/2013	4,998,522.22	0.080	0.081	Federal Home Loan Discount	4,999,850.00
10568	FAD	3,800,000.00	0.090	03/21/2014	11/20/2013	3,798,850.50	0.090	0.091	Federal Home Loan Discount	3,799,886.00
10557	FAD	4,000,000.00	0.080	03/25/2014	11/14/2013	3,998,835.56	0.080	0.081	Fed Home Ln Mtg Corp Disc	3,999,880.00
10353	FAC	5,000,000.00	0.170	03/27/2014	03/27/2013	4,999,400.00	0.179	0.182	Federal Home Loan Bank	5,000,650.00
10548	FAD	8,600,000.00	0.085	03/28/2014	11/07/2013	8,597,136.92	0.085	0.086	Federal Home Loan Discount	8,599,742.00
10555	FAD	13,000,000.00	0.090	03/28/2014	11/13/2013	12,995,612.50	0.090	0.091	Federal Home Loan Discount	12,999,610.00
10550	FAD	4,500,000.00	0.040	03/31/2014	11/08/2013	4,499,285.00	0.040	0.040	Federal Home Loan Discount	4,499,865.00

INVESTMENT #	TYPE	FACE VALUE	STATED RATE	MATURITY DATE	PURCHASE DATE	BOOK VALUE	YTM 360 DAYS	YTM 365 DAYS	DESCRIPTION	MARKET VALUE
10585	FAD	18,500,000.00	0.070	04/15/2014	12/04/2013	18,495,251.67	0.070	0.070	Federal Home Loan Discount	18,498,520.00
10586	FAD	7,500,000.00	0.070	04/15/2014	12/05/2013	7,498,089.58	0.070	0.070	Federal Home Loan Discount	7,499,400.00
10594	FAD	19,100,000.00	0.080	04/15/2014	12/09/2013	19,094,609.56	0.080	0.081	Federal Home Loan Discount	19,098,472.00
10595	FAD	10,000,000.00	0.075	04/15/2014	12/10/2013	9,997,375.00	0.075	0.076	Federal Home Loan Discount	9,999,200.00
10566	FAD	10,000,000.00	0.090	04/15/2014	11/19/2013	9,996,325.00	0.090	0.091	Fed Home Ln Mtg Corp Disc	9,999,200.00
10570	FAD	2,300,000.00	0.090	04/15/2014	11/21/2013	2,299,166.25	0.090	0.091	Fed Home Ln Mtg Corp Disc	2,299,816.00
10569	FAD	4,000,000.00	0.090	04/16/2014	11/21/2013	3,998,540.00	0.090	0.091	Federal Home Loan Discount	3,999,680.00
10582	FAD	4,600,000.00	0.080	04/17/2014	12/02/2013	4,598,609.78	0.080	0.081	Federal Home Loan Discount	4,599,632.00
10615	FAD	3,000,000.00	0.080	04/17/2014	12/17/2013	2,999,193.33	0.080	0.081	Fed Natl Mtg Assoc Disc	2,999,760.00
10574	FAD	2,817,000.00	0.095	04/21/2014	11/25/2013	2,815,907.24	0.095	0.096	Fed Home Ln Mtg Corp Disc	2,816,746.47
10578	FAD	3,100,000.00	0.095	04/22/2014	11/26/2013	3,098,797.46	0.095	0.096	Fed Home Ln Mtg Corp Disc	3,099,721.00
10573	FAD	5,000,000.00	0.090	04/23/2014	11/25/2013	4,998,137.50	0.090	0.091	Federal Home Loan Discount	4,999,550.00
10583	FAD	4,000,000.00	0.080	04/24/2014	12/02/2013	3,998,728.89	0.080	0.081	Federal Home Loan Discount	3,999,640.00
10580	FAD	8,600,000.00	0.000	04/25/2014	11/27/2013	8,597,330.42	0.075	0.076	Federal Home Loan Discount	8,599,226.00
10576	FAD	5,000,000.00	0.095	04/28/2014	11/26/2013	4,997,981.25	0.095	0.096	Fed Home Ln Mtg Corp Disc	4,999,550.00
10596	FAD	3,000,000.00	0.075	04/29/2014	12/10/2013	2,999,125.00	0.075	0.076	Federal Home Loan Discount	2,999,730.00
10572	FAD	11,500,000.00	0.090	04/30/2014	11/22/2013	11,495,428.75	0.090	0.091	Federal Home Loan Discount	11,498,850.00
10575	FAD	10,905,000.00	0.090	04/30/2014	11/25/2013	10,900,747.05	0.090	0.091	Federal Home Loan Discount	10,903,909.50
10577	FAD	1,900,000.00	0.090	05/01/2014	11/26/2013	1,899,259.00	0.090	0.091	Fed Natl Mtg Assoc Disc	1,899,772.00
10616	FAD	5,810,000.00	0.110	05/02/2014	12/17/2013	5,807,585.62	0.110	0.111	Fed Home Ln Mtg Corp Disc	5,809,302.80
10608	FAD	4,000,000.00	0.115	05/05/2014	12/13/2013	3,998,172.78	0.115	0.116	Fed Home Ln Mtg Corp Disc	3,999,480.00
10609	FAD	4,000,000.00	0.115	05/06/2014	12/13/2013	3,998,160.00	0.115	0.116	Fed Home Ln Mtg Corp Disc	3,999,480.00
10621	FAD	3,500,000.00	0.090	05/08/2014	12/24/2013	3,498,818.75	0.090	0.091	Federal Home Loan Discount	3,499,545.00
10600	FAD	10,000,000.00	0.080	05/09/2014	12/11/2013	9,996,688.89	0.080	0.081	Federal Home Loan Discount	9,998,700.00
10622	FAD	3,500,000.00	0.090	05/13/2014	12/24/2013	3,498,775.00	0.090	0.091	Federal Home Loan Discount	3,499,510.00
10599	FAD	4,000,000.00	0.110	05/14/2014	12/11/2013	3,998,117.78	0.110	0.111	Federal Home Loan Discount	3,999,440.00
10629	FAD	5,000,000.00	0.080	05/15/2014	12/27/2013	4,998,455.55	0.080	0.081	Federal Home Loan Discount	4,999,300.00

INVESTMENT #	TYPE	FACE VALUE	STATED RATE	MATURITY DATE	PURCHASE DATE	BOOK VALUE	YTM 360 DAYS	YTM 365 DAYS	DESCRIPTION	MARKET VALUE
10607	FAD	3,000,000.00	0.110	05/16/2014	12/13/2013	2,998,588.33	0.110	0.111	Fed Home Ln Mtg Corp Disc	2,999,580.00
10601	FAD	15,000,000.00	0.100	05/19/2014	12/11/2013	14,993,375.00	0.100	0.101	Federal Home Loan Discount	14,997,750.00
10623	FAD	6,000,000.00	0.095	05/20/2014	12/26/2013	5,997,704.17	0.095	0.096	Federal Home Loan Discount	5,999,100.00
10624	FAD	5,000,000.00	0.000	05/21/2014	12/27/2013	4,997,986.11	0.100	0.101	Federal Home Loan Discount	4,999,250.00
10597	FAD	8,500,000.00	0.100	05/23/2014	12/10/2013	8,496,127.78	0.100	0.101	Fed Natl Mtg Assoc Disc	8,498,725.00
10603	FAD	8,850,000.00	0.120	05/27/2014	12/12/2013	8,845,103.00	0.120	0.121	Fed Home Ln Mtg Corp Disc	8,848,584.00
10611	FAD	5,000,000.00	0.110	05/28/2014	12/16/2013	4,997,509.72	0.110	0.111	Federal Home Loan Discount	4,999,200.00
10612	FAD	5,000,000.00	0.090	05/29/2014	12/16/2013	4,997,950.00	0.090	0.091	Fed Natl Mtg Assoc Disc	4,999,200.00
10604	FAD	20,000,000.00	0.080	05/30/2014	12/12/2013	19,992,488.89	0.080	0.081	Federal Home Loan Discount	19,996,800.00
10613	FAD	5,000,000.00	0.090	05/30/2014	12/16/2013	4,997,937.50	0.090	0.091	Fed Natl Mtg Assoc Disc	4,999,200.00
10631	FAD	4,000,000.00	0.090	06/02/2014	12/30/2013	3,998,460.00	0.090	0.091	Federal Home Loan Discount	3,999,320.00
10632	FAD	4,600,000.00	0.090	06/03/2014	12/30/2013	4,598,217.50	0.090	0.091	Federal Home Loan Discount	4,599,218.00
10628	FAD	5,000,000.00	0.120	06/04/2014	12/27/2013	4,997,350.00	0.120	0.121	Fed Home Ln Mtg Corp Disc	4,999,150.00
10635	FAD	3,000,000.00	0.060	06/05/2014	01/02/2014	2,999,230.00	0.060	0.060	Federal Home Loan Discount	2,999,490.00
10591	FAD	5,000,000.00	0.130	06/06/2014	12/06/2013	4,996,713.89	0.130	0.131	Federal Home Loan Discount	4,999,150.00
10641	FAD	5,000,000.00	0.060	06/09/2014	01/07/2014	4,998,725.00	0.060	0.060	Federal Home Loan Discount	4,999,100.00
10636	FAD	3,400,000.00	0.080	06/10/2014	01/03/2014	3,398,806.22	0.080	0.081	Fed Home Ln Mtg Corp Disc	3,399,388.00
10637	FAD	4,000,000.00	0.080	06/11/2014	01/03/2014	3,998,586.67	0.080	0.081	Fed Home Ln Mtg Corp Disc	3,999,280.00
10638	FAD	4,000,000.00	0.080	06/12/2014	01/03/2014	3,998,577.78	0.080	0.081	Fed Home Ln Mtg Corp Disc	3,999,280.00
10642	FAD	10,200,000.00	0.090	06/13/2014	01/08/2014	10,196,022.00	0.090	0.091	Federal Home Loan Discount	10,198,164.00
10644	FAD	8,283,000.00	0.060	06/17/2014	01/09/2014	8,280,805.01	0.060	0.060	Federal Home Loan Discount	8,281,426.23
10645	FAD	4,300,000.00	0.050	06/17/2014	01/10/2014	4,299,056.39	0.050	0.050	Federal Home Loan Discount	4,299,183.00
10627	FAD	5,000,000.00	0.115	06/18/2014	12/27/2013	4,997,236.81	0.115	0.116	Federal Home Loan Discount	4,999,050.00
10650	FAD	7,200,000.00	0.065	06/20/2014	01/24/2014	7,198,089.00	0.065	0.065	Federal Home Loan Discount	7,198,632.00
10614	FAD	7,000,000.00	0.105	06/23/2014	12/16/2013	6,996,141.25	0.106	0.107	Federal Home Loan Discount	6,998,670.00
10618	FAD	3,500,000.00	0.105	06/24/2014	12/19/2013	3,498,091.04	0.106	0.107	Federal Home Loan Discount	3,499,300.00
10619	FAD	3,500,000.00	0.000	06/25/2014	12/19/2013	3,498,080.83	0.106	0.107	Federal Home Loan Discount	3,499,300.00

INVESTMENT #	TYPE	FACE VALUE	STATED RATE	MATURITY DATE	PURCHASE DATE	BOOK VALUE	YTM 360 DAYS	YTM 365 DAYS	DESCRIPTION	MARKET VALUE
10592	FAD	20,000,000.00	0.100	06/26/2014	12/06/2013	19,988,777.78	0.101	0.102	Fed Natl Mtg Assoc Disc	19,996,000.00
10593	FAD	9,100,000.00	0.100	06/27/2014	12/06/2013	9,094,868.61	0.101	0.102	Fed Natl Mtg Assoc Disc	9,098,180.00
10633	FAD	3,500,000.00	0.117	07/02/2014	12/31/2013	3,497,918.38	0.117	0.119	Fed Natl Mtg Assoc Disc	3,499,125.00
10654	FAD	2,500,000.00	0.080	07/08/2014	01/28/2014	2,499,105.56	0.080	0.081	Fed Home Ln Mtg Corp Disc	2,499,350.00
10648	FAD	5,525,000.00	0.085	07/11/2014	01/15/2014	5,522,691.01	0.085	0.086	Federal Home Loan Discount	5,523,563.50
10651	FAD	5,000,000.00	0.080	07/14/2014	01/27/2014	4,998,133.33	0.080	0.081	Fed Home Ln Mtg Corp	4,998,650.00
10652	FAD	3,200,000.00	0.000	07/16/2014	01/27/2014	3,198,715.56	0.085	0.086	Federal Home Loan Discount	3,199,136.00
10634	FAD	3,300,000.00	0.080	07/25/2014	12/31/2013	3,298,489.33	0.080	0.081	Federal Home Loan Discount	3,299,043.00
10656	FAD	8,000,000.00	0.000	07/30/2014	01/29/2014	7,995,955.56	0.100	0.101	Federal Home Loan Discount	7,997,600.00
10659	FAD	13,900,000.00	0.000	07/30/2014	01/30/2014	13,893,011.39	0.100	0.101	Federal Home Loan Discount	13,895,830.00
10254	MC1	189,000.00	3.500	12/19/2014	12/19/2012	189,000.00	3.452	3.500	Town of Ross	189,000.00
10348	FAC	5,000,000.00	0.350	06/26/2015	03/26/2013	5,000,000.00	0.345	0.350	Fed Natl Mtg Assoc	5,001,650.00
10333	FAC	5,000,000.00	0.420	09/18/2015	03/18/2013	5,000,000.00	0.414	0.420	Fed Home Ln Mtg Corp	5,007,200.00
10551	FAC	5,000,000.00	0.400	11/12/2015	11/12/2013	5,000,000.00	0.394	0.400	Fed Home Ln Mtg Corp	5,004,550.00
10598	FAC	5,000,000.00	0.400	12/11/2015	12/11/2013	5,000,000.00	0.394	0.400	Fed Home Ln Mtg Corp	5,006,000.00
10442	FAC	5,000,000.00	0.400	12/18/2015	06/18/2013	5,000,000.00	0.394	0.400	Fed Natl Mtg Assoc	5,002,200.00
10255	MC1	184,000.00	3.500	12/19/2015	12/19/2012	184,000.00	3.452	3.500	Town of Ross	184,000.00
10653	FAC	5,000,000.00	0.450	01/28/2016	01/28/2014	5,000,000.00	0.443	0.450	Fed Home Ln Mtg Corp	5,007,850.00
10655	FAC	5,000,000.00	0.500	01/29/2016	01/29/2014	5,000,000.00	0.493	0.500	Fed Home Ln Mtg Corp	5,005,350.00
10293	FAC	5,000,000.00	0.550	02/12/2016	02/12/2013	4,998,500.00	0.552	0.560	Fed Natl Mtg Assoc	5,000,550.00
10488	FAC	5,000,000.00	0.625	02/26/2016	08/26/2013	4,996,250.00	0.646	0.655	Fed Natl Mtg Assoc	5,001,700.00
10432	FAC	5,000,000.00	0.520	05/27/2016	05/30/2013	5,000,000.00	0.512	0.520	Fed Natl Mtg Assoc	4,997,500.00
10434	FAC	5,000,000.00	0.550	06/03/2016	06/03/2013	5,000,000.00	0.542	0.550	Federal Home Loan Bank	4,993,100.00
10445	FAC	5,000,000.00	0.570	06/20/2016	06/20/2013	5,000,000.00	0.562	0.570	Fed Home Ln Mtg Corp	5,001,100.00
10620	FAC	5,000,000.00	0.500	06/20/2016	12/20/2013	5,000,000.00	0.493	0.500	Fed Home Ln Mtg Corp	4,993,800.00
10640	FAC	5,000,000.00	0.600	07/07/2016	01/07/2014	5,000,000.00	0.591	0.600	Fed Home Ln Mtg Corp	5,001,700.00
10484	FAC	5,000,000.00	0.900	08/19/2016	08/19/2013	5,000,000.00	0.887	0.900	Fed Natl Mtg Assoc	5,001,550.00

INVESTMENT #	TYPE	FACE VALUE	STATED RATE	MATURITY DATE	PURCHASE DATE	BOOK VALUE	YTM 360 DAYS	YTM 365 DAYS	DESCRIPTION	MARKET VALUE
10587	FAC	5,000,000.00	0.250	09/06/2016	12/06/2013	5,000,000.00	0.810	0.822	Fed Home Ln Mtg Corp	5,000,250.00
10496	FAC	5,000,000.00	1.000	09/06/2016	09/06/2013	5,000,000.00	0.986	1.000	Fed Natl Mtg Assoc	5,003,350.00
10499	FAC	5,000,000.00	1.150	09/12/2016	09/12/2013	5,000,000.00	1.134	1.150	Fed Natl Mtg Assoc	5,004,750.00
10506	FAC	5,000,000.00	1.100	09/19/2016	09/19/2013	5,000,000.00	1.084	1.100	Fed Natl Mtg Assoc	5,005,650.00
10510	FAC	5,000,000.00	0.500	09/26/2016	09/26/2013	4,998,750.00	1.235	1.252	Federal Home Loan Bank	5,002,550.00
10547	FAC	5,000,000.00	0.800	11/07/2016	11/07/2013	5,000,000.00	0.789	0.800	Fed Home Ln Mtg Corp	5,006,900.00
10556	FAC	5,000,000.00	0.750	11/14/2016	11/14/2013	5,000,000.00	0.739	0.750	Fed Natl Mtg Assoc	5,004,000.00
10571	FAC	5,000,000.00	0.800	11/22/2016	11/22/2013	5,000,000.00	0.789	0.800	Fed Natl Mtg Assoc	5,004,800.00
10605	FAC	5,000,000.00	0.750	12/13/2016	12/13/2013	5,000,000.00	0.739	0.750	Fed Home Ln Mtg Corp	4,994,900.00
10610	FAC	5,000,000.00	0.750	12/16/2016	12/16/2013	5,000,000.00	0.739	0.750	Fed Home Ln Mtg Corp	4,990,900.00
10617	FAC	5,000,000.00	0.500	12/19/2016	12/19/2013	5,000,000.00	0.795	0.806	Fed Home Ln Mtg Corp	4,995,000.00
10256	MC1	178,000.00	3.560	12/19/2016	12/19/2012	178,000.00	3.511	3.560	Town of Ross	178,000.00
10626	FAC	5,000,000.00	0.800	12/27/2016	12/27/2013	5,000,000.00	0.789	0.800	Fed Home Ln Mtg Corp	4,989,500.00
10630	FAC	5,000,000.00	0.800	12/30/2016	12/30/2013	5,000,000.00	0.789	0.800	Fed Natl Mtg Assoc	4,998,950.00
10646	FAC	5,000,000.00	0.830	01/13/2017	01/13/2014	5,000,000.00	0.818	0.830	Fed Home Ln Mtg Corp	5,005,650.00
10649	FAC	5,000,000.00	1.000	01/23/2017	01/23/2014	5,000,000.00	0.986	1.000	Fed Home Ln Mtg Corp	5,007,500.00
10657	FAC	5,000,000.00	0.500	01/30/2017	01/30/2014	5,000,000.00	0.493	0.500	Federal Home Loan Bank	4,997,950.00
10658	FAC	5,000,000.00	0.900	01/30/2017	01/30/2014	5,000,000.00	0.887	0.900	Fed Home Ln Mtg Corp	5,012,700.00
10579	FAC	5,000,000.00	0.875	03/27/2017	11/27/2013	5,000,000.00	0.863	0.875	Fed Natl Mtg Assoc	4,996,650.00
10257	MC1	172,777.00	3.648	12/19/2017	12/19/2012	172,777.00	3.598	3.648	Town of Ross	172,777.00
		<b>794,793,270.96</b>			<b>794,586,142.72</b>				<b>794,774,830.06</b>	
AMORTIZATION & ACCRETION OF PREMIUMS & DISCOUNTS						<b>277.22</b>	ACCRUED INTEREST DISCOUNT INVESTMENTS			
		<b>794,793,270.96</b>			<b>794,586,419.94</b>				<b>794,774,830.06</b>	



TREASURER DIVISION - DEPARTMENT OF FINANCE  
PORTFOLIO SUMMARY REPORT - OPERATING FUNDS  
COUNTY OF MARIN, SCHOOLS & SPECIAL DISTRICTS  
January 31, 2014

DESCRIPTION	ENDING BALANCE January 31, 2014	AVERAGE BALANCE January 31, 2014	WEIGHTED AVERAGE DAYS TO MATURITY	ANNUALIZED YIELD January 31, 2014	YIELD January 31, 2014
LOCAL AGENCY INVESTMENT FUNDS	\$236,112.80	\$236,044.14	1	0.244	0.244
MONEY MARKET FUNDS	\$20,003,381.16	\$20,003,381.16	1	0.010	0.010
FEDERAL AGENCY ISSUES - COUPON	\$169,992,900.00	\$164,671,550.38	882	0.614	0.695
FEDERAL AGENCY ISSUES - DISCOUNT	\$603,629,971.76	\$645,514,389.05	87	0.078	0.080
TREASURY SECURITIES - COUPON					
TREASURY SECURITIES - DISCOUNT					
MISC SECURITIES - COUPON	\$723,777.00	\$723,777.00	855	3.550	3.550
TOTALS & AVERAGES	\$794,586,142.72	\$831,149,141.73	256	0.186%	0.213%

The Local Agency Investment Funds is an open ended account and is not included in the total weighted days to maturity.



TREASURER DIVISION - DEPARTMENT OF FINANCE

REPORT OF INVESTMENTS - NON-OPERATING FUNDS

CHILDREN & FAMILIES COMMISSION

January 31, 2014

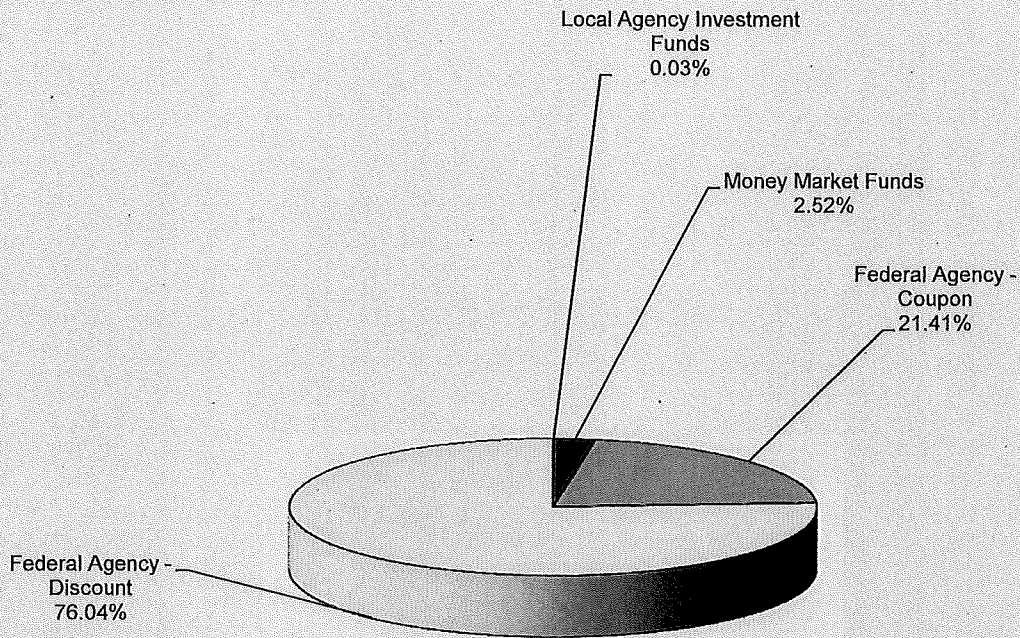
Page 1

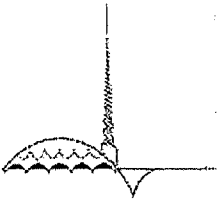
INVESTMENT #	TYPE	FACE VALUE	MATURITY DATE	PURCHASE DATE	BOOK VALUE	YTM 360 DAYS	YTM 365 DAYS	DESCRIPTION	MARKET VALUE
101	LA2	98,070.30	//	//	98,070.30	0.240	0.244	LOCAL AGENCY INVESTMENT FUND	98,070.30
		98,070.30			98,070.30				98,070.30

**Treasurer Division - Department of Finance  
 Portfolio Yield Report - Operating Funds  
 County of Marin, Schools & Special Districts  
 January 31, 2014**

INVESTMENT HOLDINGS	BOOK VALUE	1/31/14
Local Agency Investment Funds	\$236,112.80	0.244%
Money Market Funds	\$20,003,381.16	0.010%
Federal Agency - Coupon	\$169,992,900.00	0.695%
Federal Agency - Discount	\$603,629,971.76	0.080%
Misc.- Coupon	\$723,777.00	3.550%
<b>TOTAL</b>	<b>\$794,586,142.72</b>	<b>0.213%</b>

**PORTFOLIO ALLOCATION**





TREASURER DIVISION - DEPARTMENT OF FINANCE

REPORT OF INVESTMENTS - NON-OPERATING FUNDS

SAN RAFAEL SCHOOLS

January 31, 2014

Page 1

INVESTMENT #	TYPE	FACE VALUE	MATURITY DATE	PURCHASE DATE	BOOK VALUE	YTM 360 DAYS	YTM 365 DAYS	DESCRIPTION	MARKET VALUE
687	LA1	0.00	//	//	0.00	5.181	5.253	LOCAL AGENCY INVESTMENT FUND	0.00
746	LA1	424,808.25	//	//	424,808.25	0.240	0.244	LOCAL AGENCY INVESTMENT FUND	424,808.25
		424,808.25			424,808.25				424,808.25
AMORTIZATION & ACCRETION OF PREMIUMS & DISCOUNTS					-0-				
		424,808.25			424,808.25				424,808.25