

**TREASURER**

Excellent and responsive fiscal leadership.

Roy Given, CPA  
DIRECTOR

Karen Shaw  
INVESTMENT OFFICER

Marin County Civic Center  
3501 Civic Center Drive  
Suite 209  
PO Box 4220  
San Rafael, CA 94913-4220  
415 473 6143 T  
415 473 3741 F  
CRS Dial 711  
[www.marincounty.org/treas](http://www.marincounty.org/treas)

October 23, 2012

Steve Kinsey, President  
Board of Supervisors  
County of Marin  
3501 Civic Center Dr. #329  
San Rafael, CA 94903

Mary Jane Burke  
Superintendent of Schools  
Marin County Office of Education MCERA  
P. O. Box 4925  
San Rafael, CA 94913

Marin County Schools,  
Special Districts, and  
MCERA

RE: MONTHLY REPORT OF COUNTY, SCHOOLS AND DISTRICT INVESTMENTS  
as of September 30, 2012.

Dear Investment Fund Participants:

The attached Monthly Report of County, Schools and District investments is provided for your review.

\* The investments were made pursuant to Government Code Sections 53601, 53635 and comply with the County Treasurer's Statement of Investment Policy. The investment policy provides for:

- Preservation of capital through high quality investments;
- Maintenance of sufficient liquidity to meet participant operating needs; and
- A rate of return consistent with the above objectives.

\* Maturities are scheduled to meet participant expenditure requirements for the next six months.

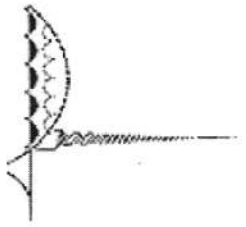
\* Attached spreadsheets identify investment type, issuer, maturity date, amount invested and fair market value for each security held. Fair market values were determined by Wells Fargo Institutional Trust Services on all securities except for investments in the Local Agency Investment Fund which was valued at face value by us. Adjustments have been made for premiums, discounts and accrued interest on discount securities to make the book value and fair market value more comparable.

I trust you find this report informative. Should you have any questions do not hesitate to call me.

Respectfully submitted,

Roy Given  
Director of Finance

cc: Matthew Hymel, County Administrator  
Marin County Treasury Oversight Committee



**TREASURER DIVISION - DEPARTMENT OF FINANCE**  
**REPORT OF INVESTMENTS - OPERATING FUNDS**  
**COUNTY OF MARIN, SCHOOLS & SPECIAL DISTRICTS**  
**September 30, 2012**

INVESTMENT #	TYPE	FACE VALUE	STATED RATE	MATURITY DATE	PURCHASE DATE	BOOK VALUE	YTM 360 DAYS	YTM 365 DAYS	DESCRIPTION	MARKET VALUE
142	LA1	235,100.35	2.967	/ /	/ /	235,100.35	0.343	0.348	Local Agency Investment Fund	235,100.35
3490	LA2	0.00	5.170	/ /	/ /	0.00	0.000	0.001	MM-DREYFUS	0.00
9149	LA2	10,001,459.15	0.040	/ /	/ /	10,001,459.15	0.009	0.010	MM-FIDELITY Institutional Gov	10,001,459.15
4366	LA2	0.00	4.930	/ /	/ /	0.00	0.009	0.010	NATIONS Treasury Reserves	0.00
2246	LA2	9,998,031.08	4.760	/ /	/ /	9,998,031.08	0.009	0.010	MM-WELLS FARGO Institutional G	9,998,031.08
10071	FAD	2,500,000.00	0.110	10/01/2012	06/12/2012	2,499,152.08	0.110	0.111	Federal Home Loan Discount	2,500,000.00
10072	FAD	4,100,000.00	0.110	10/02/2012	06/13/2012	4,098,609.42	0.110	0.111	Fed Natl Mtg Assoc Disc	4,100,000.00
10024	FAD	3,600,000.00	0.110	10/03/2012	04/24/2012	3,598,218.00	0.110	0.111	Fed Home Ln Mtg Corp Disc	3,600,000.00
10046	FAD	3,700,000.00	0.130	10/04/2012	05/18/2012	3,698,142.81	0.130	0.131	Fed Home Ln Mtg Corp Disc	3,700,000.00
10011	FAD	10,000,000.00	0.110	10/05/2012	04/16/2012	9,994,744.44	0.110	0.111	Federal Home Loan Discount	10,000,000.00
10019	FAD	6,400,000.00	0.100	10/09/2012	04/19/2012	6,396,924.44	0.100	0.101	Federal Home Loan Discount	6,400,000.00
10057	FAD	5,000,000.00	0.130	10/10/2012	05/30/2012	4,997,598.60	0.130	0.131	Fed Home Ln Mtg Corp Disc	4,999,950.00
10068	FAD	5,300,000.00	0.130	10/11/2012	05/30/2012	5,297,435.38	0.130	0.131	Fed Home Ln Mtg Corp Disc	5,299,947.00
10051	FAD	3,900,000.00	0.000	10/12/2012	05/24/2012	3,898,167.00	0.120	0.121	Fed Home Ln Mtg Corp Disc	3,899,961.00
10063	FAD	1,500,000.00	0.120	10/15/2012	06/06/2012	1,499,345.00	0.120	0.121	Fed Natl Mtg Assoc Disc	1,499,985.00
10064	FAD	4,000,000.00	0.090	10/15/2012	06/06/2012	3,998,690.00	0.090	0.091	Fed Natl Mtg Assoc Disc	3,999,960.00
10020	FAD	6,000,000.00	0.135	10/16/2012	04/20/2012	5,995,972.50	0.135	0.136	Fed Natl Mtg Assoc Disc	5,999,940.00
10091	FAD	3,400,000.00	0.130	10/17/2012	07/18/2012	3,398,882.72	0.130	0.131	Federal Home Loan Discount	3,399,966.00
10060	FAD	4,000,000.00	0.100	10/18/2012	06/01/2012	3,998,455.56	0.100	0.101	Fed Home Ln Mtg Corp Disc	3,999,960.00
10066	FAD	3,200,000.00	0.110	10/18/2012	06/08/2012	3,198,709.33	0.110	0.111	Fed Home Ln Mtg Corp Disc	3,199,968.00
10023	FAD	8,500,000.00	0.000	10/19/2012	04/23/2012	8,494,505.69	0.130	0.131	Federal Home Loan Discount	8,499,915.00
10032	FAD	4,000,000.00	0.150	10/22/2012	04/30/2012	3,997,083.33	0.150	0.152	Fed Home Ln Mtg Corp Disc	3,999,960.00

INVESTMENT #	TYPE	FACE VALUE	STATED RATE	MATURITY DATE	PURCHASE DATE	BOOK VALUE	YTM 360 DAYS	YTM 365 DAYS	DESCRIPTION	MARKET VALUE
10069	FAD	3,500,000.00	0.120	10/26/2012	06/11/2012	3,498,401.67	0.120	0.121	Fed Home Ln Mtg Corp Disc	3,499,965.00
10074	FAD	4,000,000.00	0.120	10/29/2012	06/15/2012	3,998,186.67	0.120	0.121	Fed Natl Mtg Assoc Disc	3,999,920.00
10068	FAD	2,900,000.00	0.110	10/30/2012	06/11/2012	2,898,750.58	0.110	0.111	Federal Home Loan Discount	2,899,942.00
10092	FAD	3,000,000.00	0.100	10/30/2012	07/18/2012	2,999,133.33	0.100	0.101	Fed Home Ln Mtg Corp Disc	2,999,940.00
10017	FAD	15,000,000.00	0.130	10/31/2012	04/19/2012	14,989,437.50	0.132	0.134	Fed Home Ln Mtg Corp Disc	14,999,700.00
10021	FAD	3,000,000.00	0.120	10/31/2012	04/20/2012	2,998,059.99	0.122	0.123	Fed Home Ln Mtg Corp Disc	2,999,940.00
10062	FAD	2,200,000.00	0.100	11/01/2012	06/05/2012	2,199,089.44	0.100	0.101	Federal Home Loan Discount	2,199,934.00
10083	FAD	3,600,000.00	0.139	11/01/2012	07/02/2012	3,598,292.02	0.140	0.142	Fed Home Ln Mtg Corp Disc	3,599,892.00
10093	FAD	8,100,000.00	0.110	11/02/2012	07/19/2012	8,097,376.50	0.110	0.111	Federal Home Loan Discount	8,099,757.00
10076	FAD	6,500,000.00	0.120	11/05/2012	06/20/2012	6,497,010.00	0.120	0.121	Fed Natl Mtg Assoc Disc	6,499,805.00
10084	FAD	3,400,000.00	0.110	11/06/2012	07/03/2012	3,398,691.00	0.110	0.111	Fed Home Ln Mtg Corp Disc	3,399,898.00
10103	FAD	3,500,000.00	0.110	11/07/2012	08/01/2012	3,498,951.94	0.110	0.111	Fed Home Ln Mtg Corp Disc	3,499,895.00
10104	FAD	3,500,000.00	0.110	11/08/2012	08/01/2012	3,498,941.25	0.110	0.111	Fed Home Ln Mtg Corp Disc	3,499,895.00
10081	FAD	5,300,000.00	0.120	11/09/2012	06/27/2012	5,297,615.00	0.120	0.121	Fed Home Ln Mtg Corp Disc	5,299,841.00
10099	FAD	3,000,000.00	0.100	11/13/2012	07/27/2012	2,999,091.67	0.100	0.101	Fed Natl Mtg Assoc Disc	2,999,880.00
10100	FAD	3,600,000.00	0.100	11/14/2012	07/27/2012	3,598,900.00	0.100	0.101	Fed Natl Mtg Assoc Disc	3,599,856.00
10129	FAD	2,000,000.00	0.100	11/15/2012	08/30/2012	1,999,572.22	0.100	0.101	Fed Natl Mtg Assoc Disc	1,999,920.00
10094	FAD	8,200,000.00	0.100	11/16/2012	07/20/2012	8,197,289.44	0.100	0.101	Fed Natl Mtg Assoc Disc	8,199,672.00
10107	FAD	7,800,000.00	0.100	11/19/2012	08/03/2012	7,797,660.00	0.100	0.101	Fed Natl Mtg Assoc Disc	7,799,688.00
10109	FAD	4,000,000.00	0.120	11/20/2012	08/08/2012	3,998,613.33	0.120	0.121	Fed Natl Mtg Assoc Disc	3,999,840.00
10110	FAD	4,700,000.00	0.120	11/26/2012	08/09/2012	4,698,292.33	0.120	0.121	Fed Natl Mtg Assoc Disc	4,699,765.00
10102	FAD	5,800,000.00	0.130	11/27/2012	07/31/2012	5,797,507.61	0.130	0.131	Fed Home Ln Mtg Corp Disc	5,799,710.00
10105	FAD	4,800,000.00	0.120	11/27/2012	08/02/2012	4,798,128.00	0.120	0.121	Fed Home Ln Mtg Corp Disc	4,799,760.00
10082	FAD	6,500,000.00	0.140	11/28/2012	06/28/2012	6,496,132.50	0.140	0.142	Federal Home Loan Discount	6,499,675.00
10138	FAD	7,300,000.00	0.130	11/30/2012	09/11/2012	7,297,891.11	0.130	0.131	Federal Home Loan Discount	7,299,635.00
10098	FAD	19,500,000.00	0.120	11/30/2012	07/26/2012	19,491,745.00	0.120	0.121	Fed Home Ln Mtg Corp Disc	19,499,025.00
10106	FAD	2,000,000.00	0.120	11/30/2012	08/02/2012	1,999,200.00	0.120	0.121	Fed Home Ln Mtg Corp Disc	1,999,900.00

10/10/2012

2:40 pm

INVESTMENT #	TYPE	FACE VALUE	STATED RATE	MATURITY DATE	PURCHASE DATE	BOOK VALUE	YTM 360 DAYS	YTM 365 DAYS	DESCRIPTION	MARKET VALUE
10018	FAD	15,400,000.00	0.000	12/14/2012	04/19/2012	15,386,708.26	0.132	0.133	Federal Home Loan Discount	15,398,768.00
9928	FAD	10,150,000.00	0.000	12/14/2012	02/24/2012	10,139,224.08	0.132	0.133	Federal Home Loan Discount	10,149,188.00
9952	FAD	10,400,000.00	0.000	12/14/2012	03/16/2012	10,389,747.33	0.132	0.134	Federal Home Loan Discount	10,399,168.00
9970	FAD	10,000,000.00	0.000	12/14/2012	03/28/2012	9,989,850.00	0.142	0.144	Federal Home Loan Discount	9,999,200.00
9929	FAD	20,000,000.00	0.110	12/14/2012	02/24/2012	19,982,033.33	0.111	0.113	Fed Natl Mtg Assoc Disc	19,998,400.00
9971	FAD	10,000,000.00	0.120	12/14/2012	03/28/2012	9,991,300.00	0.122	0.123	Fed Natl Mtg Assoc Disc	9,999,200.00
10141	MC1	1,700,000.00	3.500	12/14/2012	09/14/2012	1,700,000.00	3.490	3.538	Town of San Anselmo	1,700,000.00
10156	MC1	550,000.00	3.500	12/15/2012	09/26/2012	550,000.00	3.490	3.538	Tamalpais CSD	550,000.00
10111	FAD	3,000,000.00	0.145	12/17/2012	08/10/2012	2,998,441.25	0.145	0.147	Fed Home Ln Mtg Corp Disc	2,999,730.00
10115	FAD	3,000,000.00	0.130	12/17/2012	08/17/2012	2,998,678.33	0.130	0.131	Fed Natl Mtg Assoc Disc	2,999,730.00
10114	FAD	4,500,000.00	0.130	12/18/2012	08/16/2012	4,497,985.00	0.130	0.131	Fed Home Ln Mtg Corp Disc	4,499,595.00
10116	FAD	4,500,000.00	0.130	12/20/2012	08/17/2012	4,497,968.75	0.130	0.131	Fed Natl Mtg Assoc Disc	4,499,595.00
10112	FAD	19,000,000.00	0.130	12/21/2012	08/15/2012	18,991,217.78	0.130	0.131	Fed Home Ln Mtg Corp Disc	18,998,290.00
10124	FAD	4,600,000.00	0.110	12/24/2012	08/24/2012	4,598,285.22	0.110	0.111	Fed Natl Mtg Assoc Disc	4,599,586.00
10119	FAD	4,000,000.00	0.130	12/27/2012	08/21/2012	3,998,151.11	0.130	0.131	Fed Home Ln Mtg Corp Disc	3,999,600.00
10120	FAD	9,600,000.00	0.140	12/28/2012	08/22/2012	9,595,221.33	0.140	0.142	Fed Home Ln Mtg Corp Disc	9,599,040.00
10123	FAD	5,000,000.00	0.130	12/31/2012	08/24/2012	4,997,670.83	0.130	0.131	Fed Home Ln Mtg Corp Disc	4,999,500.00
10125	FAD	7,000,000.00	0.100	01/02/2013	08/27/2012	6,997,511.11	0.100	0.101	Federal Home Loan Discount	6,999,090.00
10113	FAD	5,000,000.00	0.155	01/03/2013	08/15/2012	4,996,964.58	0.155	0.157	Fed Agric Mtg Corp Discount	4,999,350.00
10142	FAD	5,000,000.00	0.100	01/04/2013	09/14/2012	4,998,444.44	0.100	0.101	Federal Home Loan Discount	4,999,350.00
10143	FAD	5,000,000.00	0.100	01/07/2013	09/14/2012	4,998,402.78	0.100	0.101	Federal Home Loan Discount	4,999,300.00
10144	FAD	5,000,000.00	0.100	01/08/2013	09/14/2012	4,998,388.89	0.100	0.101	Federal Home Loan Discount	4,999,300.00
10131	FAD	2,900,000.00	0.140	01/09/2013	09/04/2012	2,898,567.72	0.140	0.142	Federal Home Loan Discount	2,899,594.00
10145	FAD	3,500,000.00	0.100	01/09/2013	09/14/2012	3,498,862.50	0.100	0.101	Federal Home Loan Discount	3,499,510.00
10151	FAD	3,900,000.00	0.090	01/10/2013	09/21/2012	3,898,917.75	0.090	0.091	Federal Home Loan Discount	3,899,454.00
10122	FAD	12,000,000.00	0.120	01/11/2013	08/23/2012	11,994,360.00	0.120	0.121	Fed Home Ln Mtg Corp Disc	11,998,320.00
10121	FAD	4,400,000.00	0.120	01/14/2013	08/23/2012	4,397,888.00	0.120	0.121	Fed Natl Mtg Assoc Disc	4,399,340.00

INVESTMENT #	TYPE	FACE VALUE	STATED RATE	MATURITY DATE	PURCHASE DATE	BOOK VALUE	YTM 360 DAYS	YTM 365 DAYS	DESCRIPTION	MARKET VALUE
10132	FAD	1,500,000.00	0.110	01/14/2013	09/04/2012	1,499,395.00	0.110	0.111	Fed Natl Mtg Assoc Disc	1,499,775.00
10133	FAD	4,000,000.00	0.110	01/15/2013	09/05/2012	3,998,386.67	0.110	0.111	Fed Natl Mtg Assoc Disc	3,999,400.00
10134	FAD	3,000,000.00	0.110	01/16/2013	09/05/2012	2,998,780.83	0.110	0.111	Fed Natl Mtg Assoc Disc	2,999,550.00
10147	FAD	5,200,000.00	0.110	01/17/2013	09/19/2012	5,198,093.33	0.110	0.111	Federal Home Loan Discount	5,199,220.00
10148	FAD	6,100,000.00	0.110	01/18/2013	09/20/2012	6,097,763.33	0.110	0.111	Federal Home Loan Discount	6,099,085.00
10127	FAD	3,300,000.00	0.145	01/22/2013	08/28/2012	3,298,046.13	0.145	0.147	Fed Home Ln Mtg Corp Disc	3,299,472.00
10152	FAD	5,000,000.00	0.110	01/24/2013	09/21/2012	4,998,090.28	0.110	0.111	Federal Home Loan Discount	4,999,200.00
10146	FAD	7,600,000.00	0.100	01/25/2013	09/17/2012	7,597,255.56	0.100	0.101	Federal Home Loan Discount	7,598,784.00
10130	FAD	6,700,000.00	0.120	01/28/2013	08/31/2012	6,696,650.00	0.120	0.121	Fed Home Ln Mtg Corp Disc	6,698,861.00
10135	FAD	2,400,000.00	0.120	01/29/2013	09/06/2012	2,398,840.00	0.120	0.121	Fed Home Ln Mtg Corp Disc	2,399,592.00
10128	FAD	6,500,000.00	0.120	01/31/2013	08/29/2012	6,496,641.67	0.120	0.121	Fed Home Ln Mtg Corp Disc	6,498,895.00
10136	FAD	11,900,000.00	0.120	01/31/2013	09/07/2012	11,894,208.67	0.120	0.121	Fed Home Ln Mtg Corp Disc	11,897,977.00
10149	FAD	5,000,000.00	0.110	02/01/2013	09/21/2012	4,997,968.06	0.110	0.111	Federal Home Loan Discount	4,998,800.00
10150	FAD	5,000,000.00	0.110	02/04/2013	09/21/2012	4,997,922.22	0.110	0.111	Federal Home Loan Discount	4,998,750.00
10154	FAD	1,200,000.00	0.110	02/06/2013	09/24/2012	1,199,505.00	0.110	0.111	Federal Home Loan Discount	1,199,700.00
10153	FAD	2,100,000.00	0.140	02/06/2013	09/24/2012	2,098,897.50	0.140	0.142	Fed Natl Mtg Assoc Disc	2,099,475.00
10140	FAD	7,500,000.00	0.120	02/08/2013	09/13/2012	7,498,300.00	0.120	0.121	Fed Natl Mtg Assoc Disc	7,498,125.00
10157	FAD	2,710,000.00	0.140	02/12/2013	09/26/2012	2,708,535.09	0.140	0.142	Fed Home Ln Mtg Corp Disc	2,709,295.40
10158	FAD	1,000,000.00	0.135	02/12/2013	09/26/2012	999,478.75	0.135	0.136	Fed Home Ln Mtg Corp Disc	999,740.00
9898	FAC	5,000,000.00	0.200	02/20/2013	01/24/2012	5,000,000.00	0.197	0.200	Federal Home Loan Bank	5,000,100.00
10159	FAD	2,240,000.00	0.145	02/27/2013	09/27/2012	2,238,619.60	0.145	0.147	Fed Natl Mtg Assoc Disc	2,239,350.40
10160	FAD	13,650,000.00	0.110	02/28/2013	09/27/2012	13,643,576.92	0.110	0.111	Federal Home Loan Discount	13,646,041.50
10155	FAD	30,000,000.00	0.130	04/12/2013	09/26/2012	29,978,550.00	0.130	0.132	Fed Home Ln Mtg Corp Disc	29,982,300.00
9909	FAC	5,000,000.00	0.200	04/30/2013	02/01/2012	5,000,000.00	0.197	0.200	Federal Home Loan Bank	5,000,000.00
10048	FAC	5,000,000.00	0.250	05/22/2013	05/22/2012	5,000,000.00	0.246	0.250	Federal Home Loan Bank	5,001,400.00
10037	FAC	5,000,000.00	0.250	05/24/2013	05/07/2012	5,000,000.00	0.246	0.250	Federal Home Loan Bank	5,000,450.00
9299	FAC	5,000,000.00	1.125	09/17/2013	09/17/2010	4,997,500.00	1.126	1.142	Fed Natl Mtg Assoc	5,040,050.00

INVESTMENT #	TYPE	FACE VALUE	STATED RATE	MATURITY DATE	PURCHASE DATE	BOOK VALUE	YTM 360 DAYS	YTM 365 DAYS	DESCRIPTION	MARKET VALUE
10029	FAC	5,000,000.00	0.280	10/25/2013	04/27/2012	5,000,000.00	0.276	0.280	Federal Home Loan Bank	5,003,400.00
9808	FAC	5,000,000.00	0.550	11/15/2013	11/15/2011	4,996,450.00	0.577	0.585	Fed Natl Mtg Assoc	5,001,300.00
10101	FAC	5,000,000.00	0.300	01/30/2014	07/30/2012	4,999,250.00	0.305	0.310	Federal Home Loan Bank	5,001,900.00
10126	FAC	5,000,000.00	0.400	08/28/2014	08/28/2012	5,000,000.00	0.394	0.400	Federal Home Loan Bank	5,002,650.00
10031	FAC	5,000,000.00	0.500	10/30/2014	04/30/2012	5,000,000.00	0.493	0.500	Fed Natl Mtg Assoc	5,002,800.00
9815	FAC	5,000,000.00	0.550	11/21/2014	11/21/2011	5,000,000.00	0.542	0.550	Fed Natl Mtg Assoc	5,001,950.00
9845	FAC	20,000,000.00	1.000	12/12/2014	12/12/2011	20,000,000.00	0.986	1.000	Fed Natl Mtg Assoc	20,017,000.00
9862	FAC	5,000,000.00	0.625	12/19/2014	12/19/2011	5,000,000.00	1.023	1.037	Fed Home Ln Mtg Corp	5,003,450.00
10085	FAC	5,000,000.00	0.500	01/09/2015	07/09/2012	4,999,250.00	0.499	0.506	Fed Natl Mtg Assoc	5,006,000.00
9896	FAC	5,000,000.00	0.500	01/23/2015	01/23/2012	4,998,750.00	0.860	0.872	Fed Natl Mtg Assoc	5,002,850.00
9917	FAC	5,000,000.00	0.300	02/13/2015	02/13/2012	5,000,000.00	0.754	0.764	Fed Natl Mtg Assoc	5,001,850.00
9966	FAC	5,000,000.00	0.700	03/26/2015	03/26/2012	5,000,000.00	0.690	0.700	Fed Natl Mtg Assoc	5,014,550.00
10005	FAC	15,000,000.00	0.710	04/15/2015	04/13/2012	15,000,000.00	0.700	0.709	Fed Natl Mtg Assoc	15,031,200.00
10013	FAC	5,000,000.00	0.750	04/17/2015	04/17/2012	5,000,000.00	0.739	0.750	Fed Natl Mtg Assoc	5,011,550.00
10014	FAC	5,000,000.00	0.500	04/17/2015	04/17/2012	4,998,750.00	0.828	0.840	Fed Natl Mtg Assoc	5,000,450.00
10022	FAC	5,000,000.00	0.760	04/23/2015	04/23/2012	5,000,000.00	0.749	0.760	Fed Natl Mtg Assoc	5,001,450.00
10047	FAC	5,000,000.00	0.350	05/12/2015	05/12/2012	5,000,000.00	0.729	0.739	Fed Natl Mtg Assoc	5,000,550.00
10055	FAC	5,000,000.00	0.700	05/29/2015	05/29/2012	5,000,000.00	0.690	0.700	Fed Natl Mtg Assoc	5,002,500.00
10070	FAC	5,000,000.00	0.500	06/12/2015	06/12/2012	5,000,000.00	0.982	0.995	Fed Natl Mtg Assoc	5,004,000.00
10080	FAC	5,000,000.00	0.700	06/26/2015	06/26/2012	5,000,000.00	0.690	0.700	Fed Natl Mtg Assoc	5,005,250.00

718,734,590.58

718,435,431.96

718,829,988.88

AMORTIZATION & ACCRETION OF PREMIUMS & DISCOUNTS

375.46

ACCRUED INTEREST DISCOUNT INVESTMENTS

718,734,590.58

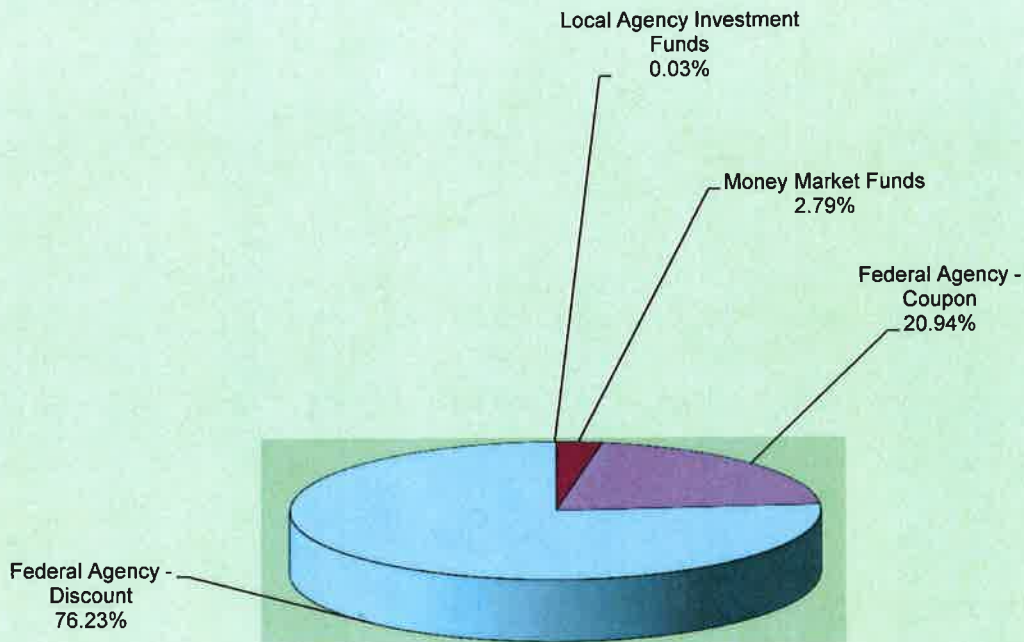
718,435,807.42

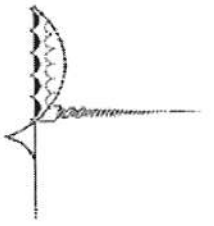
718,829,988.88

**Treasurer Division - Department of Finance  
 Portfolio Yield Report - Operating Funds  
 County of Marin, Schools & Special Districts  
 September 30, 2012**

INVESTMENT HOLDINGS	BOOK VALUE	Portfolio Yields as 09/30/2012
Local Agency Investment Funds	\$235,100.35	0.348%
Money Market Funds	\$19,999,490.23	0.010%
Federal Agency - Coupon	\$149,989,950.00	0.672%
Federal Agency - Discount	\$545,960,891.38	0.122%
Misc.- Coupon - San Anselmo, TAM	\$2,250,000.00	3.539%
<b>TOTAL</b>	<b>\$718,435,431.96</b>	<b>0.245%</b>

**PORTFOLIO ALLOCATION**





**POOLED INVESTMENTS**  
**Portfolio Management**  
**Portfolio Summary**  
**September 30, 2012**

Marin County  
3501 Civic Center Dr.  
San Rafael, CA  
(415)499-6144

Investments	Par Value	Market Value	Book Value	% of Portfolio	Term	Days to Maturity	YTM 360 Equiv.	YTM 365 Equiv.
Local Agency Investment Funds	235,100.35	235,100.35	235,100.35	0.03	1	1	0.343	0.348
Money Market Funds	19,999,490.23	19,999,490.23	19,999,490.23	2.78	1	1	0.010	0.010
Federal Agency Issues - Coupon	150,000,000.00	150,158,650.00	149,989,950.00	20.88	930	721	0.663	0.672
Federal Agency Issues - Discount	546,250,000.00	546,186,748.30	545,960,891.38	75.99	157	76	0.121	0.122
Miscellaneous Securities - Coupon	2,250,000.00	2,250,000.00	2,250,000.00	0.31	88	74	3.490	3.539
<b>Investments</b>	<b>718,734,590.58</b>	<b>718,829,988.88</b>	<b>718,435,431.96</b>	<b>100.00%</b>	<b>314</b>	<b>209</b>	<b>0.241</b>	<b>0.245</b>
<b>Total Earnings</b>	<b>September 30 Month Ending</b>							
Current Year	144,043.21							
Average Daily Balance	747,781,281.31							
Effective Rate of Return	0.23%							

TREASURER'S DIVISION, DEPARTMENT OF FINANCE

Reporting period 09/01/2012-09/30/2012

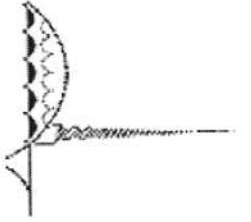
Run Date: 10/10/2012 - 13:39

No fiscal year history available

Portfolio 102

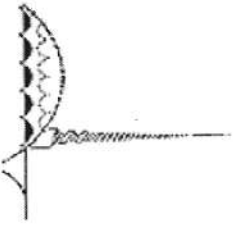
CC  
PM (PRF\_PM1) 7.3.0  
Report Ver. 7.3.3a





TREASURER DIVISION - DEPARTMENT OF FINANCE  
REPORT OF INVESTMENTS - NON-OPERATING FUNDS  
CHILDREN & FAMILIES COMMISSION  
September 30, 2012

INVESTMENT #	TYPE	FACE VALUE	MATURITY DATE	PURCHASE DATE	BOOK VALUE	YTM 360 DAYS	YTM 365 DAYS	DESCRIPTION	MARKET VALUE
101	LA2	97,649.77	/ /	/ /	97,649.77	0.343	0.348	LOCAL AGENCY INVESTMENT FUND	97,649.77
					97,649.77				97,649.77



TREASURER DIVISION - DEPARTMENT OF FINANCE  
 REPORT OF INVESTMENTS - NON-OPERATING FUNDS

SAN RAFAEL SCHOOLS  
 September 30, 2012

Page 1

INVESTMENT #	TYPE	FACE VALUE	MATURITY DATE	PURCHASE DATE	BOOK VALUE	YTM 360 DAYS	YTM 365 DAYS	DESCRIPTION	MARKET VALUE
687	LA1	0.00	/ /	/ /	0.00	5.181	5.253	LOCAL AGENCY INVESTMENT FUND	0.00
746	LA1	422,986.68	/ /	/ /	422,986.68	0.343	0.348	LOCAL AGENCY INVESTMENT FUND	422,986.68
		422,986.68			422,986.68				422,986.68
AMORTIZATION & ACCRETION OF PREMIUMS & DISCOUNTS					-0-				
		422,986.68			422,986.68				422,986.68