

DIVISION OF THE DEPARTMENT OF FINANCE
TREASURER

Excellent and responsive fiscal leadership.

Roy Given, CPA
DIRECTOR

Karen Shaw
INVESTMENT OFFICER

Marin County Civic Center
3501 Civic Center Drive
Suite 209
PO Box 4220
San Rafael, CA 94913-4220
415 473 6143 T
415 473 3741 F
CRS Dial 711
www.marincounty.org/treas

October 6, 2015

Katie Rice, President
Board of Supervisors
County of Marin
3501 Civic Center Dr. #329
San Rafael, CA 94903

Mary Jane Burke
Superintendent of Schools
Marin County Office of Education MCERA
P. O. Box 4925
San Rafael, CA 94913

Marin County Schools,
Special Districts, and

RE: MONTHLY REPORT OF COUNTY, SCHOOLS AND DISTRICT INVESTMENTS
as of August 31, 2015.

Dear Investment Fund Participants:

The attached Monthly Report of County, Schools and District investments is provided for your review.

* The investments were made pursuant to Government Code Sections 53601, 53635 and comply with the County Treasurer's Statement of Investment Policy. The investment policy provides for:

- Preservation of capital through high quality investments;
- Maintenance of sufficient liquidity to meet participant operating needs; and
- A rate of return consistent with the above objectives.

* Maturities are scheduled to meet participant expenditure requirements for the next six months.

* Attached spreadsheets identify investment type, issuer, maturity date, amount invested and fair market value for each security held. Fair market values were determined by Wells Fargo Institutional Trust Services on all securities except for investments in the Local Agency Investment Fund which was valued at face value by us. Adjustments have been made for premiums, discounts and accrued interest on discount securities to make the book value and fair market value more comparable.

I trust you find this report informative. Should you have any questions do not hesitate to call me.

Respectfully submitted,

Roy Given
Director of Finance

RG: mg
Attachments

cc: Matthew Hymel, County Administrator
Marin County Treasury Oversight Committee

Requests for accommodations may be made by calling (415) 473-4381 (Voice/TTY), 711 for California Relay Service or by e-mail at disabilityaccess@marincounty.org. Copies of documents are available in alternative formats, upon request.


CA-4a

TREASURER DIVISION - DEPARTMENT OF FINANCE

REPORT OF INVESTMENTS - OPERATING FUNDS

COUNTY OF MARIN, SCHOOLS & SPECIAL DISTRICTS

August 31, 2015



Page 1

INVESTMENT #	TYPE	FACE VALUE	STATED RATE	MATURITY DATE	PURCHASE DATE	BOOK VALUE	YTM 360 DAYS	YTM 365 DAYS	DESCRIPTION	MARKET VALUE
142	LA1	236,992.08	2.967	//	07/01/2011	236,992.08	0.325	0.330	Local Agency Investment Fund	236,992.08
3490	LA2	0.00	5.170	//	07/01/2011	0.00	0.000	0.001	MM-DREYFUS	0.00
9149	LA2	10,004,339.62	0.040	//	07/01/2011	10,004,339.62	0.009	0.010	MM-FIDELITY Institutional Gov	10,004,339.62
4366	LA2	0.00	4.930	//	07/01/2011	0.00	0.009	0.010	NATIONS Treasury Reserves	0.00
2246	LA2	10,002,171.12	4.760	//	07/01/2011	10,002,171.12	0.009	0.010	MM-WELLS FARGO Institutional G	10,002,171.12
11078	FAD	3,000,000.00	0.000	09/01/2015	04/09/2015	2,999,154.17	0.070	0.070	Federal Home Loan Discount	3,000,000.00
11080	FAD	3,000,000.00	0.090	09/02/2015	04/09/2015	2,998,905.00	0.090	0.091	Fed Natl Mtg Assoc Disc	3,000,000.00
11068	FAD	3,000,000.00	0.105	09/03/2015	04/07/2015	2,998,696.25	0.105	0.106	Fed Home Ln Mtg Corp Disc	3,000,000.00
11069	FAD	3,000,000.00	0.105	09/04/2015	04/07/2015	2,998,687.50	0.105	0.106	Fed Home Ln Mtg Corp Disc	3,000,000.00
11070	FAD	3,000,000.00	0.105	09/08/2015	04/07/2015	2,998,652.50	0.105	0.106	Fed Home Ln Mtg Corp Disc	3,000,000.00
11071	FAD	4,000,000.00	0.000	09/09/2015	04/07/2015	3,997,933.33	0.120	0.121	Fed Natl Mtg Assoc Disc	4,000,000.00
11081	FAD	4,000,000.00	0.090	09/10/2015	04/09/2015	3,998,460.00	0.090	0.091	Fed Natl Mtg Assoc Disc	4,000,000.00
11082	FAD	8,500,000.00	0.090	09/11/2015	04/09/2015	8,496,706.25	0.090	0.091	Fed Natl Mtg Assoc Disc	8,500,000.00
11079	FAD	4,000,000.00	0.070	09/14/2015	04/09/2015	3,998,771.11	0.070	0.070	Federal Home Loan Discount	3,999,960.00
11093	FAD	4,000,000.00	0.070	09/14/2015	04/14/2015	3,998,810.00	0.070	0.070	Federal Home Loan Discount	3,999,960.00
11087	FAD	3,000,000.00	0.080	09/15/2015	04/13/2015	2,998,966.67	0.080	0.081	Fed Natl Mtg Assoc Disc	2,999,970.00
11148	MC1	631,690.00	3.500	09/15/2015	06/18/2015	631,690.00	3.452	3.500	MARIN COUNTY	631,690.00
10256	MC1	178,000.00	3.560	09/15/2015	12/19/2012	178,000.00	3.511	3.560	Town of Ross	178,000.00
10257	MC1	172,777.00	3.648	09/15/2015	12/19/2012	172,777.00	3.598	3.648	Town of Ross	172,777.00
11088	FAD	3,000,000.00	0.000	09/16/2015	04/13/2015	2,998,960.00	0.080	0.081	Fed Natl Mtg Assoc Disc	2,999,970.00
11072	FAD	4,000,000.00	0.135	09/17/2015	04/08/2015	3,997,570.00	0.135	0.136	Fed Home Ln Mtg Corp Disc	3,999,960.00
10333	FAC	5,000,000.00	0.420	09/18/2015	03/18/2013	5,000,000.00	0.414	0.420	Fed Home Ln Mtg Corp	5,000,800.00

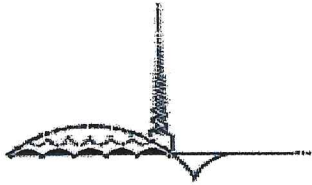
INVESTMENT #	TYPE	FACE VALUE	STATED RATE	MATURITY DATE	PURCHASE DATE	BOOK VALUE	YTM 360 DAYS	YTM 365 DAYS	DESCRIPTION	MARKET VALUE
11073	FAD	3,000,000.00	0.105	09/21/2015	04/08/2015	2,998,547.50	0.105	0.106	Fed Home Ln Mtg Corp Disc	2,999,970.00
11074	FAD	3,000,000.00	0.000	09/22/2015	04/08/2015	2,998,538.75	0.105	0.106	Fed Home Ln Mtg Corp Disc	2,999,970.00
11075	FAD	3,000,000.00	0.105	09/23/2015	04/08/2015	2,998,530.00	0.105	0.106	Fed Home Ln Mtg Corp Disc	2,999,970.00
11076	FAD	3,000,000.00	0.105	09/24/2015	04/08/2015	2,998,521.25	0.105	0.106	Fed Home Ln Mtg Corp Disc	2,999,970.00
11094	FAD	5,000,000.00	0.070	09/25/2015	04/14/2015	4,998,405.56	0.070	0.070	Federal Home Loan Discount	4,999,950.00
11095	FAD	5,000,000.00	0.070	09/28/2015	04/14/2015	4,998,376.39	0.070	0.070	Federal Home Loan Discount	4,999,950.00
11089	FAD	3,000,000.00	0.080	09/29/2015	04/13/2015	2,998,873.33	0.080	0.081	Fed Natl Mtg Assoc Disc	2,999,970.00
11090	FAD	22,000,000.00	0.000	09/30/2015	04/13/2015	21,985,975.00	0.135	0.136	Fed Natl Mtg Assoc Disc	21,999,780.00
11097	FAD	4,000,000.00	0.070	10/01/2015	04/16/2015	3,998,693.33	0.070	0.070	Federal Home Loan Discount	3,999,720.00
11098	FAD	3,000,000.00	0.000	10/02/2015	04/16/2015	2,999,014.17	0.070	0.070	Federal Home Loan Discount	2,999,790.00
11099	FAD	3,000,000.00	0.070	10/05/2015	04/16/2015	2,998,996.67	0.070	0.070	Federal Home Loan Discount	2,999,760.00
11138	FAD	3,000,000.00	0.060	10/06/2015	06/11/2015	2,999,415.00	0.060	0.060	Fed Home Ln Mtg Corp Disc	2,999,760.00
11101	FAD	3,000,000.00	0.000	10/07/2015	04/17/2015	2,998,990.83	0.070	0.070	Federal Home Loan Discount	2,999,760.00
11143	FAD	3,500,000.00	0.085	10/07/2015	06/15/2015	3,499,057.92	0.085	0.086	Federal Home Loan Discount	3,499,720.00
11140	FAD	3,000,000.00	0.065	10/08/2015	06/12/2015	2,999,360.83	0.065	0.065	Federal Home Loan Discount	2,999,730.00
11102	FAD	6,000,000.00	0.070	10/09/2015	04/17/2015	5,997,958.33	0.070	0.070	Federal Home Loan Discount	5,999,460.00
11112	FAD	5,000,000.00	0.070	10/13/2015	04/29/2015	4,998,376.39	0.070	0.070	Federal Home Loan Discount	4,999,500.00
11100	FAD	4,500,000.00	0.000	10/14/2015	04/16/2015	4,496,945.63	0.135	0.136	Federal Home Loan Discount	4,499,550.00
11123	FAD	3,000,000.00	0.100	10/15/2015	05/15/2015	2,998,725.00	0.100	0.101	Fed Home Ln Mtg Corp Disc	2,999,700.00
11127	FAD	4,000,000.00	0.085	10/16/2015	05/22/2015	3,998,611.67	0.085	0.086	Federal Home Loan Discount	3,999,560.00
11139	FAD	3,000,000.00	0.070	10/19/2015	06/11/2015	2,999,241.67	0.070	0.070	Federal Home Loan Discount	2,999,670.00
11103	FAD	5,000,000.00	0.135	10/20/2015	04/20/2015	4,996,568.75	0.137	0.139	Fed Home Ln Mtg Corp Disc	4,999,450.00
11141	FAD	3,000,000.00	0.000	10/21/2015	06/12/2015	2,999,181.25	0.075	0.076	Fed Home Ln Mtg Corp Disc	2,999,640.00
11122	FAD	4,500,000.00	0.110	10/22/2015	05/14/2015	4,497,786.25	0.110	0.111	Fed Home Ln Mtg Corp Disc	4,499,460.00
11109	FAD	5,000,000.00	0.133	10/23/2015	04/27/2015	4,996,693.47	0.133	0.134	Fed Home Ln Mtg Corp Disc	4,999,400.00
11142	FAD	4,500,000.00	0.075	10/23/2015	06/12/2015	4,498,753.13	0.075	0.076	Fed Home Ln Mtg Corp Disc	4,499,460.00
11111	FAD	5,000,000.00	0.095	10/26/2015	04/28/2015	4,997,611.81	0.095	0.096	Federal Home Loan Discount	4,999,350.00

INVESTMENT #	TYPE	FACE VALUE	STATED RATE	MATURITY DATE	PURCHASE DATE	BOOK VALUE	YTM 360 DAYS	YTM 365 DAYS	DESCRIPTION	MARKET VALUE
11124	FAD	4,500,000.00	0.120	10/27/2015	05/18/2015	4,497,570.00	0.120	0.121	Fed Home Ln Mtg Corp Disc	4,499,415.00
11125	FAD	3,000,000.00	0.100	10/28/2015	05/20/2015	2,998,658.33	0.100	0.101	Fed Home Ln Mtg Corp Disc	2,999,610.00
11107	FAD	3,500,000.00	0.080	10/29/2015	04/24/2015	3,498,537.78	0.081	0.082	Federal Home Loan Discount	3,499,510.00
11115	FAD	4,000,000.00	0.130	10/30/2015	05/01/2015	3,997,371.11	0.130	0.131	Federal Home Loan Discount	3,999,440.00
11117	FAD	3,000,000.00	0.135	10/30/2015	05/06/2015	2,998,008.75	0.135	0.136	Federal Home Loan Discount	2,999,580.00
11116	FAD	5,000,000.00	0.124	10/30/2015	05/04/2015	4,996,917.22	0.124	0.125	Fed Home Ln Mtg Corp Disc	4,999,300.00
11118	FAD	5,000,000.00	0.125	10/30/2015	05/08/2015	4,996,961.81	0.125	0.126	Fed Home Ln Mtg Corp Disc	4,999,300.00
11119	FAD	4,000,000.00	0.125	10/30/2015	05/12/2015	3,997,625.00	0.125	0.126	Fed Home Ln Mtg Corp Disc	3,999,440.00
11153	FAD	3,000,000.00	0.070	11/02/2015	06/22/2015	2,999,224.17	0.070	0.070	Federal Home Loan Discount	2,999,250.00
11154	FAD	3,500,000.00	0.070	11/03/2015	06/22/2015	3,499,088.06	0.070	0.070	Federal Home Loan Discount	3,499,125.00
11155	FAD	4,000,000.00	0.000	11/04/2015	06/22/2015	3,998,950.00	0.070	0.070	Federal Home Loan Discount	3,999,000.00
11159	FAD	4,000,000.00	0.075	11/05/2015	06/25/2015	3,998,891.67	0.075	0.076	Fed Home Ln Mtg Corp Disc	3,998,960.00
11106	FAD	8,000,000.00	0.115	11/06/2015	04/21/2015	7,994,914.44	0.116	0.118	Fed Home Ln Mtg Corp Disc	7,997,920.00
11158	FAD	2,500,000.00	0.000	11/06/2015	06/24/2015	2,499,343.75	0.070	0.070	Fed Natl Mtg Assoc Disc	2,499,350.00
11129	FAD	5,000,000.00	0.085	11/09/2015	05/27/2015	4,998,040.28	0.085	0.086	Fed Natl Mtg Assoc Disc	4,998,650.00
11151	FAD	3,000,000.00	0.000	11/10/2015	06/19/2015	2,999,160.00	0.070	0.070	Fed Natl Mtg Assoc Disc	2,999,160.00
11135	FAD	3,000,000.00	0.140	11/12/2015	06/05/2015	2,998,133.33	0.140	0.142	Federal Home Loan Discount	2,999,130.00
11152	FAD	4,000,000.00	0.070	11/13/2015	06/19/2015	3,998,856.67	0.070	0.070	Fed Natl Mtg Assoc Disc	3,998,840.00
11156	FAD	3,000,000.00	0.000	11/16/2015	06/23/2015	2,999,148.33	0.070	0.070	Fed Natl Mtg Assoc Disc	2,999,100.00
11157	FAD	3,000,000.00	0.070	11/17/2015	06/23/2015	2,999,142.50	0.070	0.070	Fed Natl Mtg Assoc Disc	2,999,070.00
11133	FAD	4,200,000.00	0.125	11/18/2015	06/01/2015	4,197,520.83	0.125	0.126	Fed Natl Mtg Assoc Disc	4,198,698.00
11104	FAD	3,500,000.00	0.120	11/19/2015	04/20/2015	3,497,515.00	0.122	0.123	Fed Home Ln Mtg Corp Disc	3,498,915.00
11105	FAD	8,500,000.00	0.120	11/20/2015	04/20/2015	8,493,936.67	0.122	0.123	Fed Home Ln Mtg Corp Disc	8,497,280.00
11147	FAD	4,000,000.00	0.080	11/23/2015	06/17/2015	3,998,586.67	0.080	0.081	Fed Natl Mtg Assoc Disc	3,998,680.00
11160	FAD	5,200,000.00	0.075	11/24/2015	06/25/2015	5,198,353.33	0.075	0.076	Fed Natl Mtg Assoc Disc	5,198,284.00
11134	FAD	8,000,000.00	0.140	11/25/2015	06/04/2015	7,994,586.67	0.140	0.142	Federal Home Loan Discount	7,997,280.00
11136	FAD	3,000,000.00	0.145	11/25/2015	06/05/2015	2,997,909.58	0.145	0.147	Federal Home Loan Discount	2,998,980.00

INVESTMENT #	TYPE	FACE VALUE	STATED RATE	MATURITY DATE	PURCHASE DATE	BOOK VALUE	YTM 360 DAYS	YTM 365 DAYS	DESCRIPTION	MARKET VALUE
11130	FAD	5,000,000.00	0.128	11/25/2015	05/27/2015	4,996,764.44	0.128	0.129	Fed Natl Mtg Assoc Disc	4,998,300.00
11132	FAD	4,000,000.00	0.128	11/25/2015	05/29/2015	3,997,440.00	0.128	0.129	Fed Natl Mtg Assoc Disc	3,998,640.00
11145	FAD	8,300,000.00	0.070	11/30/2015	06/16/2015	8,297,304.81	0.070	0.070	Federal Home Loan Discount	8,297,012.00
11146	FAD	10,210,000.00	0.130	11/30/2015	06/16/2015	10,203,842.80	0.130	0.131	Fed Home Ln Mtg Corp Disc	10,206,324.40
11126	FAD	8,000,000.00	0.120	12/04/2015	05/21/2015	7,994,746.67	0.122	0.124	Fed Home Ln Mtg Corp Disc	7,996,720.00
11171	FAD	5,000,000.00	0.118	12/14/2015	07/15/2015	4,997,508.89	0.118	0.119	Fed Home Ln Mtg Corp Disc	4,997,750.00
11077	FAD	34,000,000.00	0.000	12/15/2015	04/08/2015	33,966,812.22	0.142	0.144	Fed Home Ln Mtg Corp Disc	33,984,360.00
11114	FAD	17,500,000.00	0.000	12/15/2015	04/30/2015	17,485,528.47	0.132	0.134	Fed Home Ln Mtg Corp Disc	17,491,950.00
11137	FAD	4,000,000.00	0.105	12/15/2015	06/05/2015	3,997,748.33	0.106	0.108	Fed Home Ln Mtg Corp Disc	3,998,160.00
11096	FAD	15,000,000.00	0.000	12/15/2015	04/15/2015	14,983,733.33	0.162	0.165	Fed Natl Mtg Assoc Disc	14,993,100.00
11120	FAD	19,000,000.00	0.000	12/15/2015	05/13/2015	18,984,040.00	0.142	0.144	Fed Natl Mtg Assoc Disc	18,991,260.00
11172	FAD	12,000,000.00	0.095	12/16/2015	07/15/2015	11,995,123.33	0.095	0.096	Fed Home Ln Mtg Corp Disc	11,994,480.00
11173	FAD	4,000,000.00	0.095	12/17/2015	07/15/2015	3,998,363.89	0.095	0.096	Fed Home Ln Mtg Corp Disc	3,998,160.00
11164	FAD	6,000,000.00	0.100	12/18/2015	06/29/2015	5,997,133.33	0.100	0.101	Fed Home Ln Mtg Corp Disc	5,997,180.00
11166	FAD	10,000,000.00	0.130	12/18/2015	06/30/2015	9,993,825.00	0.130	0.131	Fed Home Ln Mtg Corp Disc	9,995,300.00
11167	FAD	8,500,000.00	0.090	12/18/2015	07/01/2015	8,496,387.50	0.090	0.091	Fed Home Ln Mtg Corp Disc	8,496,005.00
11169	FAD	5,000,000.00	0.000	12/21/2015	07/09/2015	4,998,052.08	0.085	0.086	Fed Natl Mtg Assoc Disc	4,997,600.00
11168	FAD	4,000,000.00	0.000	12/22/2015	07/02/2015	3,998,654.44	0.070	0.070	Federal Home Loan Discount	3,998,040.00
11149	FAD	8,000,000.00	0.130	12/23/2015	06/18/2015	7,994,568.89	0.132	0.134	Fed Home Ln Mtg Corp Disc	7,996,080.00
11174	FAD	2,000,000.00	0.100	12/23/2015	07/15/2015	1,999,105.56	0.100	0.101	Fed Home Ln Mtg Corp Disc	1,999,020.00
11161	FAD	3,500,000.00	0.110	12/28/2015	06/26/2015	3,498,021.53	0.111	0.113	Fed Home Ln Mtg Corp Disc	3,498,215.00
11162	FAD	4,000,000.00	0.000	12/29/2015	06/26/2015	3,997,726.67	0.111	0.113	Fed Home Ln Mtg Corp Disc	3,997,920.00
11170	FAD	3,500,000.00	0.100	12/30/2015	07/14/2015	3,498,356.94	0.100	0.101	Fed Home Ln Mtg Corp Disc	3,498,180.00
11150	FAD	4,500,000.00	0.130	12/31/2015	06/18/2015	4,496,815.00	0.132	0.134	Fed Home Ln Mtg Corp Disc	4,497,660.00
11182	FAD	3,000,000.00	0.000	01/04/2016	07/29/2015	2,999,072.50	0.070	0.070	Federal Home Loan Discount	2,997,750.00
11181	FAD	5,000,000.00	0.130	01/05/2016	07/27/2015	4,997,075.00	0.130	0.131	Fed Home Ln Mtg Corp Disc	4,996,200.00
11185	FAD	3,000,000.00	0.130	01/06/2016	07/30/2015	2,998,266.67	0.130	0.131	Fed Natl Mtg Assoc Disc	2,997,720.00

INVESTMENT #	TYPE	FACE VALUE	STATED RATE	MATURITY DATE	PURCHASE DATE	BOOK VALUE	YTM 360 DAYS	YTM 365 DAYS	DESCRIPTION	MARKET VALUE
11186	FAD	3,000,000.00	0.130	01/07/2016	07/30/2015	2,998,255.83	0.130	0.131	Fed Natl Mtg Assoc Disc	2,997,690.00
11175	FAD	4,000,000.00	0.000	01/08/2016	07/15/2015	3,996,853.32	0.160	0.162	Federal Home Loan Discount	3,996,920.00
11176	FAD	3,500,000.00	0.140	01/11/2016	07/15/2015	3,497,550.00	0.140	0.142	Federal Home Loan Discount	3,497,235.00
11189	FAD	4,000,000.00	0.000	01/12/2016	08/19/2015	3,996,431.11	0.220	0.223	Fed Home Ln Mtg Corp Disc	3,996,800.00
11190	FAD	4,000,000.00	0.220	01/13/2016	08/19/2015	3,996,406.67	0.220	0.223	Fed Home Ln Mtg Corp Disc	3,996,800.00
11191	FAD	4,000,000.00	0.220	01/14/2016	08/19/2015	3,996,382.22	0.220	0.223	Fed Home Ln Mtg Corp Disc	3,996,760.00
11178	FAD	8,000,000.00	0.165	01/15/2016	07/17/2015	7,993,326.67	0.165	0.167	Federal Home Loan Discount	7,993,440.00
11179	FAD	3,000,000.00	0.160	01/15/2016	07/20/2015	2,997,613.33	0.160	0.162	Federal Home Loan Discount	2,997,540.00
11188	FAD	4,000,000.00	0.210	01/19/2016	08/13/2015	3,996,290.00	0.210	0.213	Fed Natl Mtg Assoc Disc	3,996,640.00
11193	FAD	3,000,000.00	0.200	01/19/2016	08/21/2015	2,997,483.33	0.200	0.202	Fed Natl Mtg Assoc Disc	2,997,480.00
11192	FAD	4,500,000.00	0.230	01/20/2016	08/20/2015	4,495,601.25	0.230	0.233	Fed Natl Mtg Assoc Disc	4,496,175.00
11180	FAD	3,500,000.00	0.155	01/21/2016	07/20/2015	3,497,212.15	0.158	0.160	Fed Home Ln Mtg Corp Disc	3,497,025.00
11195	FAD	3,000,000.00	0.230	01/22/2016	08/26/2015	2,997,144.17	0.230	0.233	Fed Home Ln Mtg Corp Disc	2,997,420.00
11177	FAD	9,200,000.00	0.135	01/29/2016	07/16/2015	9,193,203.50	0.137	0.139	Fed Home Ln Mtg Corp Disc	9,191,720.00
11197	FAD	12,500,000.00	0.235	01/29/2016	08/27/2015	12,487,352.43	0.235	0.238	Fed Natl Mtg Assoc Disc	12,488,750.00
10799	FAC	5,000,000.00	0.570	09/30/2016	06/30/2014	4,998,000.00	0.579	0.587	Federal Home Loan Bank	5,001,350.00
10789	FAC	5,000,000.00	0.700	12/12/2016	06/12/2014	5,000,000.00	0.690	0.700	Fed Home Ln Mtg Corp	5,000,900.00
10690	FAC	5,000,000.00	0.650	12/19/2016	03/19/2014	4,998,500.00	0.652	0.661	Federal Home Loan Bank	5,005,450.00
10999	FAC	5,000,000.00	1.000	04/26/2017	01/26/2015	5,000,000.00	0.986	1.000	Fed Home Ln Mtg Corp	4,999,050.00
11110	FAC	5,000,000.00	0.800	04/28/2017	04/28/2015	5,000,000.00	0.789	0.800	Fed Home Ln Mtg Corp	4,988,400.00
11128	FAC	5,000,000.00	0.800	05/26/2017	05/26/2015	5,000,000.00	0.789	0.800	Fed Home Ln Mtg Corp	4,995,950.00
11165	FAC	5,000,000.00	0.850	06/23/2017	06/30/2015	5,000,000.00	0.838	0.850	Fed Home Ln Mtg Corp	4,997,800.00
11187	FAC	5,000,000.00	0.900	08/10/2017	08/10/2015	5,000,000.00	0.887	0.900	Fed Home Ln Mtg Corp	4,995,500.00
11194	FAC	5,000,000.00	1.000	08/25/2017	08/25/2015	5,000,000.00	0.986	1.000	Fed Home Ln Mtg Corp	4,997,900.00
10974	FAC	5,000,000.00	1.000	09/22/2017	12/22/2014	5,000,000.00	0.986	1.000	Federal Home Loan Bank	5,002,800.00
11113	FAC	5,000,000.00	1.000	10/30/2017	04/30/2015	5,000,000.00	0.986	1.000	Federal Home Loan Bank	4,989,700.00
11184	FAC	5,000,000.00	1.000	10/30/2017	07/30/2015	5,000,000.00	0.986	1.000	Fed Home Ln Mtg Corp	4,993,950.00

INVESTMENT #	TYPE	FACE VALUE	STATED RATE	MATURITY DATE	PURCHASE DATE	BOOK VALUE	YTM 360 DAYS	YTM 365 DAYS	DESCRIPTION	MARKET VALUE
10914	FAC	5,000,000.00	1.100	11/17/2017	11/17/2014	5,000,000.00	1.084	1.100	Fed Home Ln Mtg Corp	5,008,850.00
10956	FAC	5,000,000.00	1.200	12/15/2017	12/15/2014	5,000,000.00	1.183	1.200	Fed Home Ln Mtg Corp	5,009,550.00
10983	FAC	5,000,000.00	0.625	12/29/2017	12/29/2014	4,991,000.00	1.328	1.346	Federal Home Loan Bank	5,002,800.00
11108	FAC	5,000,000.00	1.170	04/27/2018	04/27/2015	5,000,000.00	1.153	1.170	Fed Home Ln Mtg Corp	4,976,100.00
11144	FAC	5,000,000.00	0.750	06/15/2018	06/15/2015	5,000,000.00	1.229	1.246	Fed Home Ln Mtg Corp	4,996,000.00
11163	FAC	5,000,000.00	1.400	06/29/2018	06/29/2015	5,000,000.00	1.380	1.400	Federal Home Loan Bank	5,002,500.00
11183	FAC	5,000,000.00	1.375	07/30/2018	07/30/2015	5,000,000.00	1.356	1.375	Fed Home Ln Mtg Corp	5,004,050.00
11196	FAC	5,000,000.00	1.300	08/27/2018	08/27/2015	5,000,000.00	1.282	1.300	Fed Home Ln Mtg Corp	4,999,400.00
10800	RRP	191,726.00	3.500	07/01/2019	07/01/2014	191,726.00	3.452	3.500	MARIN COUNTY	191,726.00
		701,527,695.82			701,173,294.70					701,297,034.22
					369.54				ACCRUED INTEREST DISCOUNT INVESTMENTS	
		701,527,695.82			701,173,664.24					701,297,034.22



TREASURER DIVISION - DEPARTMENT OF FINANCE
 PORTFOLIO SUMMARY REPORT - OPERATING FUNDS
 COUNTY OF MARIN, SCHOOLS & SPECIAL DISTRICTS
 August 31, 2015

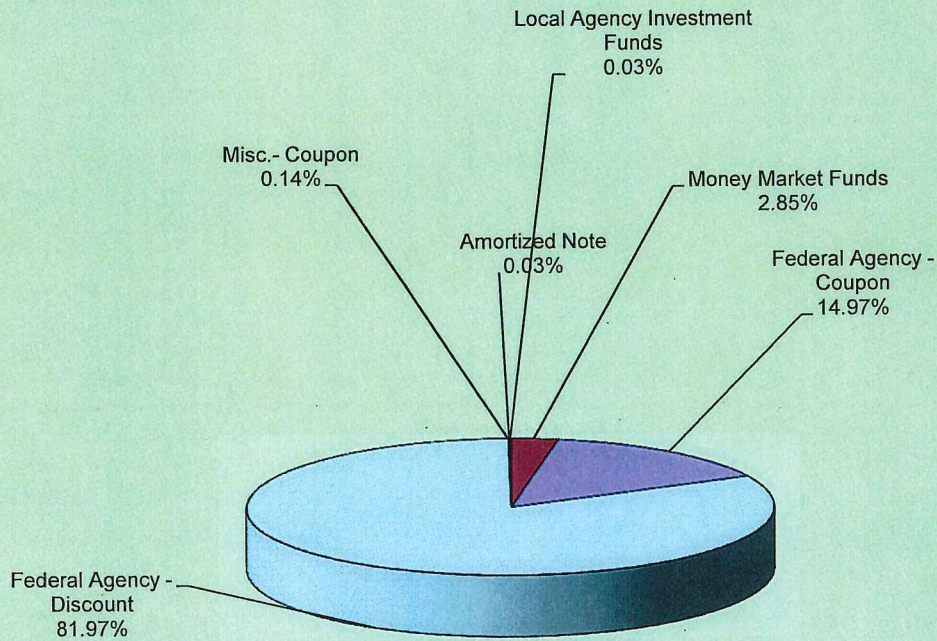
DESCRIPTION	ENDING BALANCE August 31, 2015	AVERAGE BALANCE August 31, 2015	WEIGHTED AVERAGE DAYS TO MATURITY	ANNUALIZED YIELD August 31, 2015	YIELD August 31, 2015
LOCAL AGENCY INVESTMENT FUNDS	\$236,992.08	\$236,992.08	1	0.330	0.330
MONEY MARKET FUNDS	\$20,006,510.74	\$19,296,833.32	1	0.010	0.010
FEDERAL AGENCY ISSUES - COUPON	\$104,987,500.00	\$107,668,593.51	728	0.920	0.993
FEDERAL AGENCY ISSUES - DISCOUNT	\$574,768,098.88	\$598,579,834.96	80	0.114	0.121
TREASURY SECURITIES - COUPON					
TREASURY SECURITIES - DISCOUNT					
MISC SECURITIES - COUPON	\$982,467.00	\$982,467.00	14	3.537	3.537
AMORTIZED NOTE	\$191,726.00	\$191,726.00	1,399	3.500	3.500
TOTALS & AVERAGES	\$701,173,294.70	\$726,956,446.88	175	0.237%	0.255%


The Local Agency Investment Funds is an open ended account and is not included in the total weighted days to maturity.

**Treasurer Division - Department of Finance
Portfolio Yield Report - Operating Funds
County of Marin, Schools & Special Districts
August 31, 2015**

INVESTMENT HOLDINGS	BOOK VALUE	8/31/15
Local Agency Investment Funds	\$236,992.08	0.330%
Money Market Funds	\$20,006,510.74	0.010%
Federal Agency - Coupon	\$104,987,500.00	0.993%
Federal Agency - Discount	\$574,768,098.88	0.121%
Misc.- Coupon	\$982,467.00	3.537%
Amortized Note	\$191,726.00	3.500%
TOTAL	\$701,173,294.70	0.255%

PORTFOLIO ALLOCATION





TREASURER DIVISION - DEPARTMENT OF FINANCE

REPORT OF INVESTMENTS - NON-OPERATING FUNDS

CHILDREN & FAMILIES COMMISSION

August 31, 2015

Page 1

INVESTMENT #	TYPE	FACE VALUE	MATURITY DATE	PURCHASE DATE	BOOK VALUE	YTM 360 DAYS	YTM 365 DAYS	DESCRIPTION	MARKET VALUE
101	LA2	98,435.51	//	//	98,435.51	0.325	0.330	LOCAL AGENCY INVESTMENT FUND	98,435.51
		98,435.51			98,435.51				98,435.51

TREASURER DIVISION - DEPARTMENT OF FINANCE

REPORT OF INVESTMENTS - NON-OPERATING FUNDS

SAN RAFAEL SCHOOLS

August 31, 2015

Page 1

INVESTMENT #	TYPE	FACE VALUE	MATURITY DATE	PURCHASE DATE	BOOK VALUE	YTM 360 DAYS	YTM 365 DAYS	DESCRIPTION	MARKET VALUE
687	LA1	0.00	//	//	0.00	5.181	5.253	LOCAL AGENCY INVESTMENT FUND	0.00
746	LA1	426,390.23	//	//	426,390.23	0.325	0.330	LOCAL AGENCY INVESTMENT FUND	426,390.23
		426,390.23			426,390.23				426,390.23
AMORTIZATION & ACCRETION OF PREMIUMS & DISCOUNTS					-0-				
		426,390.23			426,390.23				426,390.23