

TREASURER

DIVISION OF THE DEPARTMENT OF FINANCE

ROY GIVEN, CPA

INTERIM DIRECTOR

KAREN SHAW, INVESTMENT OFFICER

August 23, 2011

Susan Adams., President
Board of Supervisors
County of Marin
3501 Civic Center Dr. #329
San Rafael, CA 94903

Mary Jane Burke
Superintendent of Schools
Marin County Office of Education
P. O. Box 4925
San Rafael, CA 94913

Marin County Schools,
Special Districts, and
MCERA

RE: MONTHLY REPORT OF COUNTY, SCHOOLS AND DISTRICT INVESTMENTS as of
July 31, 2011

Dear Investment Fund Participants:

The attached Monthly Report of County, Schools and District investments is provided for your review.

* The investments were made pursuant to Government Code Sections 53601, 53635 and comply with the County Treasurer's Statement of Investment Policy. The investment policy provides for:

- Preservation of capital through high quality investments;
- Maintenance of sufficient liquidity to meet participant operating needs; and
- A rate of return consistent with the above objectives.

* Maturities are scheduled to meet participant expenditure requirements for the next six months.

* Attached spreadsheets identify investment type, issuer, maturity date, amount invested and fair market value for each security held. Fair market values were determined by Wells Fargo Institutional Trust Services on all securities except for investments in the Local Agency Investment Fund which was valued at face value by us. Adjustments have been made for premiums, discounts and accrued interest on discount securities to make the book value and fair market value more comparable.


I trust you find this report informative. Should you have any questions do not hesitate to call me.

Respectfully submitted,

Roy Given
Interim Director of Finance

RG:mb
Attachments

cc: Matthew Hymel, County Administrator
Marin County Treasury Oversight Committee



TREASURER DIVISION - DEPARTMENT OF FINANCE
REPORT OF INVESTMENTS - OPERATING FUNDS
COUNTY OF MARIN, SCHOOLS & SPECIAL DISTRICTS

July 31, 2011

Page 1

INVESTMENT #	TYPE	FACE VALUE	STATED RATE	MATURITY DATE	PURCHASE DATE	BOOK VALUE	YTM 360 DAYS	YTM 365 DAYS	DESCRIPTION	MARKET VALUE
142	LA1	234,221.58	2.967	//	//	234,221.58	0.375	0.381	Local Agency Investment Fund	234,221.58
3490	LA2	0.00	5.170	//	//	0.00	0.000	0.001	MM-DREYFUS	0.00
9149	LA2	10,000,220.71	0.040	//	//	10,000,220.71	0.009	0.010	MM-FIDELITY Institutional Gov	10,000,220.71
4366	LA2	0.00	4.930	//	//	0.00	0.009	0.010	NATIONS Treasury Reserves	0.00
2246	LA2	10,001,802.43	4.760	//	//	10,001,802.43	0.009	0.010	MM-WELLS FARGO Institutional G	10,001,802.43
9646	FAD	6,000,000.00	0.040	08/01/2011	05/16/2011	5,999,486.67	0.000	0.000	Fed Natl Mtg Assoc Disc	6,000,000.00
9647	FAD	5,000,000.00	0.040	08/02/2011	05/16/2011	4,999,566.67	0.040	0.040	Fed Natl Mtg Assoc Disc	5,000,000.00
9618	FAD	6,700,000.00	0.090	08/03/2011	04/20/2011	6,698,241.25	0.090	0.091	Fed Home Ln Mtg Corp Disc	6,700,000.00
9619	FAD	4,000,000.00	0.090	08/04/2011	04/21/2011	3,998,950.00	0.090	0.091	Fed Home Ln Mtg Corp Disc	4,000,000.00
9639	FAD	4,000,000.00	0.050	08/05/2011	05/13/2011	3,999,533.33	0.050	0.050	Federal Home Loan Discount	4,000,000.00
9714	FAD	2,323,000.00	0.020	08/05/2011	07/26/2011	2,322,987.09	0.020	0.020	Fed Home Ln Mtg Corp Disc	2,323,000.00
9612	FAD	1,900,000.00	0.090	08/08/2011	04/15/2011	1,899,453.75	0.090	0.091	Fed Natl Mtg Assoc Disc	1,899,981.00
9617	FAD	3,200,000.00	0.090	08/08/2011	04/19/2011	3,199,112.00	0.090	0.091	Fed Natl Mtg Assoc Disc	3,199,968.00
9636	FAD	3,800,000.00	0.050	08/09/2011	05/11/2011	3,799,525.00	0.050	0.050	Fed Agric Mtg Corp Discount	3,799,962.00
9651	FAD	3,100,000.00	0.050	08/09/2011	05/19/2011	3,099,646.94	0.050	0.050	Federal Home Loan Discount	3,099,969.00
9539	FAD	8,400,000.00	0.150	08/12/2011	03/10/2011	8,394,575.00	0.150	0.152	Federal Home Loan Discount	8,399,916.00
9645	FAD	5,000,000.00	0.055	08/12/2011	05/16/2011	4,999,327.78	0.055	0.055	Federal Home Loan Discount	4,999,950.00
9718	FAD	5,000,000.00	0.040	08/15/2011	07/28/2011	4,999,900.00	0.040	0.040	Federal Home Loan Bank	4,999,900.00
9589	FAD	4,000,000.00	0.110	08/15/2011	04/07/2011	3,998,411.11	0.110	0.111	Fed Natl Mtg Assoc Disc	3,999,920.00
9590	FAD	4,000,000.00	0.110	08/16/2011	04/07/2011	3,998,398.89	0.110	0.111	Fed Natl Mtg Assoc Disc	3,999,920.00
9687	FAD	2,060,000.00	0.065	08/17/2011	06/17/2011	2,059,773.11	0.065	0.065	Fed Home Ln Mtg Corp Disc	2,059,958.80

INVESTMENT #	TYPE	FACE VALUE	STATED RATE	MATURITY DATE	PURCHASE DATE	BOOK VALUE	YTM 360 DAYS	YTM 365 DAYS	DESCRIPTION	MARKET VALUE
9591	FAD	4,000,000.00	0.110	08/17/2011	04/07/2011	3,998,386.67	0.110	0.111	Fed Natl Mtg Assoc Disc	3,999,920.00
9592	FAD	4,200,000.00	0.110	08/18/2011	04/07/2011	4,198,293.17	0.110	0.111	Fed Natl Mtg Assoc Disc	4,199,916.00
9649	FAD	7,000,000.00	0.060	08/19/2011	05/18/2011	6,998,915.00	0.060	0.060	Federal Home Loan Discount	6,999,860.00
9620	FAD	3,000,000.00	0.090	08/19/2011	04/25/2011	2,999,130.00	0.090	0.091	Fed Natl Mtg Assoc Disc	2,999,940.00
9540	FAD	5,000,000.00	0.160	08/22/2011	03/10/2011	4,996,333.33	0.160	0.162	Fed Home Ln Mtg Corp Disc	4,999,900.00
9604	FAD	5,000,000.00	0.100	08/23/2011	04/13/2011	4,998,166.67	0.100	0.101	Fed Natl Mtg Assoc Disc	4,999,900.00
9600	FAD	5,000,000.00	0.100	08/25/2011	04/12/2011	4,998,125.00	0.100	0.101	Fed Home Ln Mtg Corp Disc	4,999,850.00
9602	FAD	11,300,000.00	0.100	08/26/2011	04/12/2011	11,295,731.11	0.100	0.101	Fed Home Ln Mtg Corp Disc	11,299,661.00
9541	FAD	5,000,000.00	0.160	08/29/2011	03/10/2011	4,996,177.78	0.160	0.162	Fed Home Ln Mtg Corp Disc	4,999,850.00
9605	FAD	5,000,000.00	0.100	08/30/2011	04/13/2011	4,998,069.44	0.100	0.101	Fed Natl Mtg Assoc Disc	4,999,850.00
9544	FAD	6,000,000.00	0.155	08/31/2011	03/15/2011	5,995,634.17	0.155	0.157	Federal Home Loan Discount	5,999,820.00
9672	FAD	3,220,000.00	0.080	08/31/2011	06/07/2011	3,219,391.78	0.080	0.081	Federal Home Loan Discount	3,219,903.40
9632	FAD	2,367,000.00	0.000	08/31/2011	05/05/2011	2,366,534.49	0.060	0.060	Fed Home Ln Mtg Corp Disc	2,366,928.99
9606	FAD	4,500,000.00	0.100	08/31/2011	04/13/2011	4,498,250.00	0.100	0.101	Fed Natl Mtg Assoc Disc	4,499,865.00
9583	FAD	7,600,000.00	0.130	09/01/2011	04/06/2011	7,595,938.22	0.130	0.131	Fed Natl Mtg Assoc Disc	7,599,240.00
9629	FAD	6,800,000.00	0.090	09/02/2011	05/02/2011	6,797,909.00	0.090	0.091	Fed Home Ln Mtg Corp Disc	6,799,320.00
9608	FAD	5,000,000.00	0.100	09/06/2011	04/14/2011	4,997,986.11	0.100	0.101	Fed Natl Mtg Assoc Disc	4,999,450.00
9609	FAD	5,000,000.00	0.100	09/08/2011	04/14/2011	4,997,958.33	0.100	0.101	Fed Natl Mtg Assoc Disc	4,999,400.00
9607	FAD	10,000,000.00	0.110	09/09/2011	04/13/2011	9,995,447.22	0.110	0.111	Fed Natl Mtg Assoc Disc	9,998,800.00
9584	FAD	5,000,000.00	0.130	09/12/2011	04/06/2011	4,997,129.17	0.130	0.131	Fed Home Ln Mtg Corp Disc	4,999,350.00
9595	FAD	4,000,000.00	0.130	09/12/2011	04/08/2011	3,997,732.22	0.130	0.131	Fed Natl Mtg Assoc Disc	3,999,488.00
9596	FAD	4,000,000.00	0.130	09/13/2011	04/08/2011	3,997,717.78	0.130	0.131	Fed Natl Mtg Assoc Disc	3,999,480.00
9622	FAD	4,000,000.00	0.120	09/14/2011	04/26/2011	3,998,120.00	0.120	0.121	Fed Natl Mtg Assoc Disc	3,999,480.00
9652	FAD	4,000,000.00	0.070	09/15/2011	05/20/2011	3,999,082.22	0.070	0.070	Federal Home Loan Discount	3,999,440.00
9628	FAD	4,500,000.00	0.100	09/16/2011	04/29/2011	4,498,250.00	0.100	0.101	Fed Natl Mtg Assoc Disc	4,499,370.00

INVESTMENT #	TYPE	FACE VALUE	STATED RATE	MATURITY DATE	PURCHASE DATE	BOOK VALUE	YTM 360 DAYS	YTM 365 DAYS	DESCRIPTION	MARKET VALUE
9580	FAD	5,500,000.00	0.130	09/19/2011	04/05/2011	5,496,683.19	0.130	0.131	Fed Home Ln Mtg Corp Disc	5,499,175.00
9634	FAD	4,600,000.00	0.050	09/20/2011	05/06/2011	4,599,124.72	0.050	0.050	Fed Natl Mtg Assoc Disc	4,599,310.00
9581	FAD	5,500,000.00	0.140	09/21/2011	04/05/2011	5,496,385.28	0.140	0.142	Fed Natl Mtg Assoc Disc	5,499,120.00
9633	FAD	4,500,000.00	0.060	09/22/2011	05/05/2011	4,498,950.00	0.060	0.060	Fed Home Ln Mtg Corp Disc	4,499,280.00
9593	FAD	10,000,000.00	0.140	09/23/2011	04/08/2011	9,993,466.67	0.140	0.142	Federal Home Loan Discount	9,998,400.00
9587	FAD	5,000,000.00	0.140	09/26/2011	04/07/2011	4,996,655.56	0.140	0.142	Fed Home Ln Mtg Corp Disc	4,999,150.00
9623	FAD	5,000,000.00	0.120	09/27/2011	04/27/2011	4,997,450.00	0.120	0.121	Fed Home Ln Mtg Corp Disc	4,999,150.00
9601	FAD	5,000,000.00	0.130	09/28/2011	04/12/2011	4,996,948.61	0.130	0.131	Fed Natl Mtg Assoc Disc	4,999,100.00
9624	FAD	5,300,000.00	0.120	09/29/2011	04/27/2011	5,297,261.67	0.120	0.121	Fed Home Ln Mtg Corp Disc	5,299,046.00
9610	FAD	14,000,000.00	0.120	09/30/2011	04/14/2011	13,992,113.33	0.120	0.121	Fed Natl Mtg Assoc Disc	13,997,480.00
9630	FAD	4,000,000.00	0.080	09/30/2011	05/03/2011	3,998,666.67	0.080	0.081	Fed Natl Mtg Assoc Disc	3,999,280.00
9582	FAD	4,300,000.00	0.155	10/03/2011	04/06/2011	4,296,667.50	0.155	0.157	Fed Home Ln Mtg Corp Disc	4,299,097.00
9588	FAD	5,000,000.00	0.150	10/03/2011	04/07/2011	4,996,270.83	0.150	0.152	Fed Home Ln Mtg Corp Disc	4,998,950.00
9586	FAD	5,000,000.00	0.150	10/04/2011	04/07/2011	4,996,250.00	0.150	0.152	Fed Home Ln Mtg Corp Disc	4,998,950.00
9594	FAD	4,000,000.00	0.155	10/05/2011	04/08/2011	3,996,900.00	0.155	0.157	Fed Home Ln Mtg Corp Disc	3,999,120.00
9640	FAD	4,000,000.00	0.070	10/06/2011	05/13/2011	3,998,864.44	0.070	0.070	Fed Natl Mtg Assoc Disc	3,999,120.00
9711	FAD	4,300,000.00	0.000	10/07/2011	07/22/2011	4,299,448.17	0.060	0.060	Federal Home Loan Discount	4,299,054.00
9716	FAD	5,000,000.00	0.110	10/07/2011	07/27/2011	4,998,900.00	0.110	0.111	Fed Natl Mtg Assoc Disc	4,998,900.00
9616	FAD	4,100,000.00	0.140	10/12/2011	04/19/2011	4,097,193.78	0.140	0.142	Fed Natl Mtg Assoc Disc	4,099,016.00
9642	FAD	4,000,000.00	0.070	10/13/2011	05/13/2011	3,998,810.00	0.070	0.070	Fed Natl Mtg Assoc Disc	3,999,040.00
9641	FAD	4,800,000.00	0.070	10/14/2011	05/13/2011	4,798,562.67	0.070	0.070	Fed Natl Mtg Assoc Disc	4,798,800.00
9656	FAD	4,000,000.00	0.000	10/17/2011	05/25/2011	3,998,872.22	0.070	0.070	Federal Home Loan Discount	3,998,960.00
9657	FAD	4,000,000.00	0.070	10/18/2011	05/25/2011	3,998,864.44	0.070	0.070	Federal Home Loan Discount	3,998,960.00
9637	FAD	1,500,000.00	0.090	10/19/2011	05/12/2011	1,499,400.00	0.090	0.091	Fed Natl Mtg Assoc Disc	1,499,610.00
9653	FAD	2,600,000.00	0.080	10/19/2011	05/20/2011	2,599,121.78	0.080	0.081	Fed Natl Mtg Assoc Disc	2,599,324.00

INVESTMENT #	TYPE	FACE VALUE	STATED RATE	MATURITY DATE	PURCHASE DATE	BOOK VALUE	YTM 360 DAYS	YTM 365 DAYS	DESCRIPTION	MARKET VALUE
9658	FAD	4,000,000.00	0.070	10/20/2011	05/25/2011	3,998,848.89	0.070	0.070	Federal Home Loan Discount	3,998,920.00
9635	FAD	4,200,000.00	0.090	10/21/2011	05/09/2011	4,198,267.50	0.090	0.091	Federal Home Loan Discount	4,198,866.00
9689	FAD	4,000,000.00	0.090	10/21/2011	06/20/2011	3,998,770.00	0.090	0.091	Fed Home Ln Mtg Corp Disc	3,998,920.00
9662	FAD	4,500,000.00	0.070	10/24/2011	05/27/2011	4,498,687.50	0.070	0.070	Fed Natl Mtg Assoc Disc	4,498,740.00
9663	FAD	4,500,000.00	0.070	10/25/2011	05/27/2011	4,498,678.75	0.070	0.070	Fed Natl Mtg Assoc Disc	4,498,740.00
9638	FAD	5,518,000.00	0.090	10/26/2011	05/12/2011	5,515,696.24	0.090	0.091	Fed Natl Mtg Assoc Disc	5,516,399.78
9664	FAD	4,200,000.00	0.070	10/27/2011	05/27/2011	4,198,750.50	0.070	0.070	Fed Natl Mtg Assoc Disc	4,198,782.00
9631	FAD	6,100,000.00	0.110	10/31/2011	05/04/2011	6,096,645.00	0.110	0.111	Fed Home Ln Mtg Corp Disc	6,098,170.00
9654	FAD	9,000,000.00	0.090	10/31/2011	05/24/2011	8,996,400.00	0.090	0.091	Fed Home Ln Mtg Corp Disc	8,997,300.00
9693	FAD	4,000,000.00	0.070	10/31/2011	06/24/2011	3,998,996.67	0.070	0.070	Fed Natl Mtg Assoc Disc	3,998,800.00
9668	FAD	5,000,000.00	0.115	11/01/2011	06/01/2011	4,997,556.25	0.115	0.116	Fed Natl Mtg Assoc Disc	4,998,350.00
9673	FAD	5,100,000.00	0.110	11/02/2011	06/08/2011	5,097,709.25	0.110	0.111	Fed Natl Mtg Assoc Disc	5,098,266.00
9676	FAD	4,000,000.00	0.100	11/03/2011	06/10/2011	3,998,377.78	0.100	0.101	Fed Home Ln Mtg Corp Disc	3,998,640.00
9666	FAD	5,600,000.00	0.110	11/04/2011	05/31/2011	5,597,313.56	0.110	0.111	Federal Home Loan Discount	5,598,096.00
9702	FAD	2,300,000.00	0.070	11/04/2011	07/06/2011	2,299,458.86	0.070	0.070	Fed Home Ln Mtg Corp Disc	2,299,218.00
9703	FAD	2,000,000.00	0.070	11/04/2011	07/06/2011	1,999,529.44	0.070	0.070	Fed Home Ln Mtg Corp Disc	1,999,320.00
9660	FAD	5,919,000.00	0.110	11/07/2011	05/27/2011	5,916,033.92	0.110	0.111	Fed Home Ln Mtg Corp Disc	5,916,928.35
9677	FAD	4,000,000.00	0.100	11/08/2011	06/10/2011	3,998,322.22	0.100	0.101	Fed Home Ln Mtg Corp Disc	3,998,560.00
9694	FAD	4,100,000.00	0.070	11/09/2011	06/24/2011	4,098,899.83	0.070	0.070	Fed Home Ln Mtg Corp Disc	4,098,524.00
9679	FAD	5,200,000.00	0.110	11/10/2011	06/14/2011	5,197,632.56	0.110	0.111	Fed Natl Mtg Assoc Disc	5,198,076.00
9670	FAD	3,900,000.00	0.120	11/14/2011	06/02/2011	3,897,855.00	0.120	0.121	Fed Home Ln Mtg Corp Disc	3,898,518.00
9675	FAD	2,100,000.00	0.110	11/14/2011	06/09/2011	2,098,986.17	0.110	0.111	Fed Home Ln Mtg Corp Disc	2,099,202.00
9685	FAD	4,400,000.00	0.110	11/15/2011	06/16/2011	4,397,956.44	0.110	0.111	Fed Home Ln Mtg Corp Disc	4,398,328.00
9661	FAD	5,000,000.00	0.115	11/16/2011	05/27/2011	4,997,236.81	0.115	0.116	Fed Natl Mtg Assoc Disc	4,998,050.00
9659	FAD	11,000,000.00	0.110	11/18/2011	05/26/2011	10,994,084.44	0.110	0.111	Federal Home Loan Discount	10,995,710.00

INVESTMENT #	TYPE	FACE VALUE	STATED RATE	MATURITY DATE	PURCHASE DATE	BOOK VALUE	YTM 360 DAYS	YTM 365 DAYS	DESCRIPTION	MARKET VALUE
9665	FAD	5,000,000.00	0.120	11/21/2011	05/27/2011	4,997,033.33	0.120	0.121	Fed Home Ln Mtg Corp Disc	4,998,000.00
9691	FAD	5,800,000.00	0.100	11/22/2011	06/22/2011	5,797,535.00	0.100	0.101	Fed Home Ln Mtg Corp Disc	5,797,622.00
9674	FAD	5,000,000.00	0.120	11/28/2011	06/09/2011	4,997,133.33	0.120	0.121	Fed Home Ln Mtg Corp Disc	4,997,850.00
9688	FAD	4,000,000.00	0.110	11/29/2011	06/20/2011	3,998,020.00	0.110	0.111	Fed Natl Mtg Assoc Disc	3,998,280.00
9669	FAD	12,000,000.00	0.130	11/30/2011	06/01/2011	11,992,113.33	0.130	0.131	Fed Natl Mtg Assoc Disc	11,994,720.00
9671	FAD	7,800,000.00	0.130	11/30/2011	06/03/2011	7,794,930.00	0.130	0.131	Fed Natl Mtg Assoc Disc	7,796,568.00
9682	FAD	5,900,000.00	0.130	12/07/2011	06/15/2011	5,896,271.53	0.130	0.131	Fed Natl Mtg Assoc Disc	5,897,050.00
9712	FAD	10,300,000.00	0.070	12/15/2011	07/22/2011	10,297,075.94	0.070	0.070	Fed Home Ln Mtg Corp Disc	10,294,541.00
9683	FAD	10,000,000.00	0.135	12/15/2011	06/15/2011	9,993,137.50	0.137	0.139	Fed Natl Mtg Assoc Disc	9,994,700.00
9686	FAD	10,049,000.00	0.137	12/15/2011	06/17/2011	10,042,078.19	0.137	0.138	Fed Natl Mtg Assoc Disc	10,043,674.03
9698	FAD	10,000,000.00	0.100	12/15/2011	06/28/2011	9,995,277.78	0.100	0.101	Fed Natl Mtg Assoc Disc	9,994,700.00
9690	FAD	3,500,000.00	0.130	12/16/2011	06/21/2011	3,497,750.28	0.130	0.131	Federal Home Loan Discount	3,498,145.00
9692	FAD	12,600,000.00	0.115	12/16/2011	06/23/2011	12,592,916.00	0.115	0.116	Federal Home Loan Discount	12,593,322.00
9697	FAD	4,600,000.00	0.110	12/16/2011	06/27/2011	4,597,582.44	0.110	0.111	Fed Natl Mtg Assoc Disc	4,597,562.00
9701	FAD	2,000,000.00	0.110	12/16/2011	07/01/2011	1,998,973.33	0.110	0.111	Fed Natl Mtg Assoc Disc	1,998,940.00
9704	FAD	4,000,000.00	0.070	12/19/2011	07/07/2011	3,998,716.67	0.070	0.070	Fed Natl Mtg Assoc Disc	3,997,840.00
9706	FAD	4,500,000.00	0.090	12/20/2011	07/13/2011	4,498,200.00	0.090	0.091	Fed Home Ln Mtg Corp Disc	4,497,525.00
9696	FAD	5,000,000.00	0.115	12/21/2011	06/27/2011	4,997,172.92	0.115	0.116	Fed Natl Mtg Assoc Disc	4,997,250.00
9710	FAD	4,100,000.00	0.060	12/22/2011	07/18/2011	4,098,927.17	0.060	0.060	Federal Home Loan Discount	4,097,704.00
9707	FAD	4,000,000.00	0.070	12/23/2011	07/15/2011	3,998,747.78	0.070	0.070	Fed Natl Mtg Assoc Disc	3,997,760.00
9700	FAD	6,000,000.00	0.125	12/28/2011	07/01/2011	5,996,250.00	0.125	0.126	Fed Natl Mtg Assoc Disc	5,996,520.00
9708	FAD	10,000,000.00	0.050	12/30/2011	07/15/2011	9,997,666.67	0.050	0.050	Federal Home Loan Discount	9,994,100.00
9715	FAC	5,000,000.00	0.330	08/08/2012	07/26/2011	5,000,000.00	0.325	0.330	Federal Home Loan Bank	4,995,900.00
9353	FAC	5,000,000.00	0.625	11/09/2012	11/09/2010	4,999,000.00	0.626	0.635	Fed Natl Mtg Assoc	5,003,500.00
9585	FAC	5,000,000.00	0.690	01/07/2013	04/07/2011	4,995,000.00	0.737	0.747	Fed Home Ln Mtg Corp	5,004,300.00

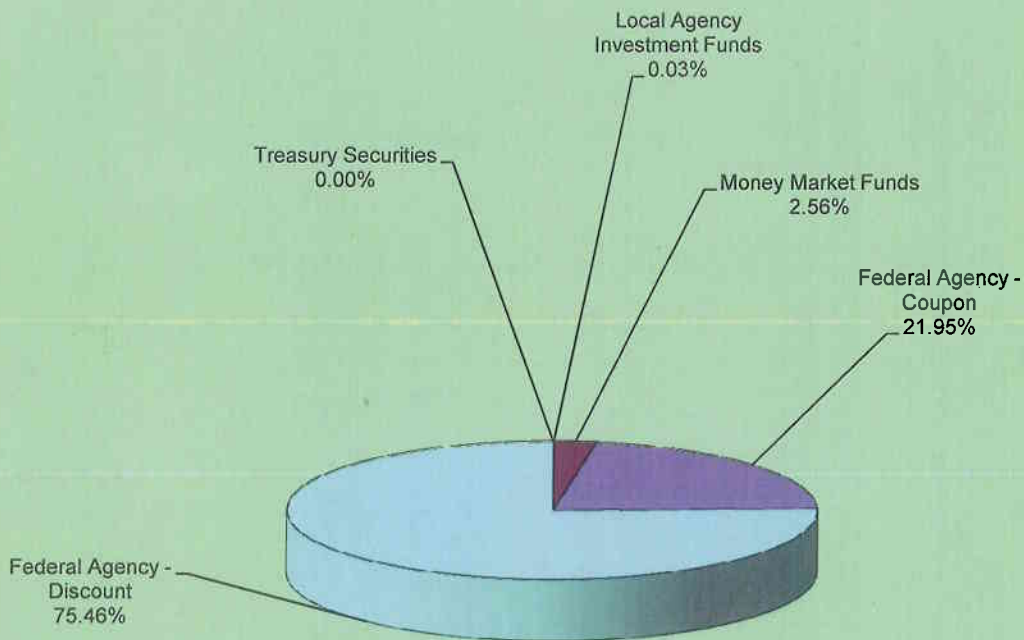
INVESTMENT #	TYPE	FACE VALUE	STATED RATE	MATURITY DATE	PURCHASE DATE	BOOK VALUE	YTM 360 DAYS	YTM 365 DAYS	DESCRIPTION	MARKET VALUE
9709	FAC	5,000,000.00	0.650	07/18/2013	07/18/2011	5,000,000.00	0.641	0.650	Fed Home Ln Mtg Corp	5,002,900.00
9334	FAC	5,000,000.00	0.750	07/25/2013	10/25/2010	4,998,750.00	0.747	0.758	Fed Home Ln Mtg Corp	5,005,250.00
9713	FAC	5,000,000.00	0.450	07/26/2013	07/26/2011	5,000,000.00	0.714	0.724	Fed Home Ln Mtg Corp	4,989,900.00
9291	FAC	5,000,000.00	1.125	09/09/2013	09/09/2010	4,997,500.00	1.126	1.142	Fed Natl Mtg Assoc	5,003,550.00
9299	FAC	5,000,000.00	1.125	09/17/2013	09/17/2010	4,997,500.00	1.126	1.142	Fed Natl Mtg Assoc	5,052,700.00
9308	FAC	5,000,000.00	1.200	09/27/2013	09/27/2010	5,000,000.00	1.183	1.200	Fed Natl Mtg Assoc	5,005,500.00
9339	FAC	5,000,000.00	0.625	10/28/2013	10/28/2010	5,000,000.00	1.025	1.039	Fed Natl Mtg Assoc	5,000,000.00
9363	FAC	5,000,000.00	1.000	11/18/2013	11/18/2010	4,989,500.00	1.056	1.071	Federal Home Loan Bank	5,001,900.00
9655	FAC	5,000,000.00	1.050	11/25/2013	05/25/2011	5,000,000.00	1.035	1.050	Federal Home Loan Bank	5,010,600.00
9684	FAC	5,840,000.00	0.500	12/16/2013	06/16/2011	5,838,832.00	1.118	1.133	Federal Home Loan Bank	5,832,524.80
9447	FAC	5,000,000.00	1.300	12/30/2013	12/30/2010	4,990,000.00	1.349	1.368	Fed Natl Mtg Assoc	5,016,650.00
9705	FAC	5,000,000.00	0.850	01/13/2014	07/13/2011	5,000,000.00	0.838	0.850	Fed Home Ln Mtg Corp	5,007,100.00
9471	FAC	5,000,000.00	1.420	01/13/2014	01/13/2011	5,000,000.00	1.400	1.420	Fed Natl Mtg Assoc	5,018,600.00
9509	FAC	5,000,000.00	1.750	02/10/2014	02/15/2011	5,001,215.28	1.725	1.749	Fed Natl Mtg Assoc	5,001,500.00
9504	FAC	5,000,000.00	1.500	02/11/2014	02/11/2011	5,000,000.00	1.479	1.500	Fed Home Ln Mtg Corp	5,001,350.00
9518	FAC	5,000,000.00	1.600	02/24/2014	02/24/2011	5,000,000.00	1.578	1.600	Fed Natl Mtg Assoc	5,003,900.00
9532	FAC	5,000,000.00	1.750	03/07/2014	03/07/2011	4,997,500.00	1.742	1.767	Fed Natl Mtg Assoc	5,005,150.00
9597	FAC	5,000,000.00	1.450	04/11/2014	04/11/2011	4,977,500.00	1.582	1.604	Fed Home Ln Mtg Corp	5,009,200.00
9614	FAC	5,000,000.00	1.500	04/18/2014	04/18/2011	4,986,250.00	1.572	1.594	Fed Natl Mtg Assoc	5,034,900.00
9644	FAC	5,670,000.00	1.250	05/23/2014	05/23/2011	5,670,000.00	1.232	1.250	Fed Home Ln Mtg Corp	5,683,154.40
9678	FAC	5,000,000.00	0.500	06/13/2014	06/13/2011	5,000,000.00	1.932	1.959	Fed Home Ln Mtg Corp	4,994,450.00
9681	FAC	25,000,000.00	1.250	06/13/2014	06/15/2011	25,000,000.00	1.232	1.250	Fed Home Ln Mtg Corp	25,065,250.00
9695	FAC	5,000,000.00	0.750	06/27/2014	06/27/2011	4,997,000.00	1.409	1.428	Fed Natl Mtg Assoc	4,996,750.00
9699	FAC	5,000,000.00	0.500	06/30/2014	06/30/2011	5,000,000.00	1.519	1.540	Fed Home Ln Mtg Corp	4,997,200.00
9717	FAC	5,000,000.00	0.750	07/28/2014	07/28/2011	5,000,000.00	1.248	1.265	Fed Home Ln Mtg Corp	4,995,750.00


INVESTMENT #	TYPE	FACE VALUE	STATED RATE	MATURITY DATE	PURCHASE DATE	BOOK VALUE	YTM 360 DAYS	YTM 365 DAYS	DESCRIPTION	MARKET VALUE
9680	FAC	10,000,000.00	1.450	09/15/2014	06/15/2011	10,000,000.00	1.430	1.450	Fed Home Ln Mtg Corp	10,028,900.00
		781,502,244.72			781,167,123.77					781,612,190.27
AMORTIZATION & ACCRETION OF PREMIUMS & DISCOUNTS						2,418.67			ACCRUED INTEREST DISCOUNT INVESTMENTS	
		781,502,244.72			781,169,542.44					781,612,190.27

**Treasurer Division - Department of Finance
 Portfolio Yield Report - Operating Funds
 County of Marin, Schools & Special Districts
 July 31, 2011**

INVESTMENT HOLDINGS	BOOK VALUE	Portfolio Yields as 7/31/2011
Local Agency Investment Funds	\$234,221.58	0.381%
Money Market Funds	\$20,002,023.14	0.010%
Federal Agency - Coupon	\$171,435,547.28	1.225%
Federal Agency - Discount	\$589,495,331.77	0.104%
Treasury Securities		
TOTAL	\$781,167,123.77	0.348%

PORTFOLIO ALLOCATION






TREASURER DIVISION - DEPARTMENT OF FINANCE
 PORTFOLIO SUMMARY REPORT - OPERATING FUNDS
 COUNTY OF MARIN, SCHOOLS & SPECIAL DISTRICTS
 July 31, 2011

DESCRIPTION	ENDING BALANCE July 31, 2011	AVERAGE BALANCE July-11	WEIGHTED AVERAGE DAYS TO MATURITY	ANNUALIZED YIELD July-11	YIELD July 31, 2011
LOCAL AGENCY INVESTMENT FUNDS	\$234,221.58	\$234,096.19	1	0.381	0.381
MONEY MARKET FUNDS	\$20,002,023.14	\$19,953,636.04	1	0.010	0.010
FEDERAL AGENCY ISSUES - COUPON	\$171,435,547.28	\$186,427,748.52	895	1.160	1.225
FEDERAL AGENCY ISSUES - DISCOUNT	\$589,495,331.77	\$621,578,829.60	73	0.106	0.104
TREASURY SECURITIES - COUPON					
TREASURY SECURITIES - DISCOUNT					
TOTALS & AVERAGES	\$781,167,123.77	\$828,194,310.35	252	0.341%	0.348%

The Local Agency Investment Funds is an open ended account and is not included in the total weighted days to maturity.



TREASURER DIVISION - DEPARTMENT OF FINANCE


REPORT OF INVESTMENTS - NON-OPERATING FUNDS

SAN RAFAEL SCHOOLS

July 30, 2011

Page 1

INVESTMENT #	TYPE	FACE VALUE	MATURITY DATE	PURCHASE DATE	BOOK VALUE	YTM 360 DAYS	YTM 365 DAYS	DESCRIPTION	MARKET VALUE
687	LA1	0.00	//	//	0.00	5.181	5.253	LOCAL AGENCY INVESTMENT FUND	0.00
746	LA1	421,405.63	//	//	421,405.63	0.375	0.381	LOCAL AGENCY INVESTMENT FUND	421,405.63
		421,405.63			421,405.63				421,405.63
AMORTIZATION & ACCRETION OF PREMIUMS & DISCOUNTS					-0-				
		421,405.63			421,405.63				421,405.63



TREASURER DIVISION - DEPARTMENT OF FINANCE

REPORT OF INVESTMENTS - NON-OPERATING FUNDS

CHILDREN & FAMILIES COMMISSION

July 30, 2011

Page 1

INVESTMENT #	TYPE	FACE VALUE	MATURITY DATE	PURCHASE DATE	BOOK VALUE	YTM 360 DAYS	YTM 365 DAYS	DESCRIPTION	MARKET VALUE
101	LA2	97,284.78	/ /	/ /	97,284.78	0.375	0.381	LOCAL AGENCY INVESTMENT FUND	97,284.78
		97,284.78			97,284.78				97,284.78