

Roy Given, CPA
DIRECTOR

July 29, 2014

Karen Shaw
INVESTMENT OFFICER

Kathrin Sears, President
Board of Supervisors
County of Marin
3501 Civic Center Dr. #329
San Rafael, CA 94903

Mary Jane Burke
Superintendent of Schools
Marin County Office of Education
P. O. Box 4925
San Rafael, CA 94913

Marin County Schools,
Special Districts, and
MCERA

Marin County Civic Center
3501 Civic Center Drive
Suite 209
PO Box 4220
San Rafael, CA 94913-4220
415 473 6143 T
415 473 3741 F
CRS Dial 711
www.marincounty.org/treas

RE: MONTHLY REPORT OF COUNTY, SCHOOLS AND DISTRICT INVESTMENTS
as of June 30, 2014.

Dear Investment Fund Participants:

The attached Monthly Report of County, Schools and District investments is provided for your review.

* The investments were made pursuant to Government Code Sections 53601, 53635 and comply with the County Treasurer's Statement of Investment Policy. The investment policy provides for:

- Preservation of capital through high quality investments;
- Maintenance of sufficient liquidity to meet participant operating needs; and
- A rate of return consistent with the above objectives.


* Maturities are scheduled to meet participant expenditure requirements for the next six months.

* Attached spreadsheets identify investment type, issuer, maturity date, amount invested and fair market value for each security held. Fair market values were determined by Wells Fargo Institutional Trust Services on all securities except for investments in the Local Agency Investment Fund which was valued at face value by us. Adjustments have been made for premiums, discounts and accrued interest on discount securities to make the book value and fair market value more comparable.

I trust you find this report informative. Should you have any questions do not hesitate to call me.

Respectfully submitted,

Roy Given
Director of Finance



cc: Matthew Hymel, County Administrator
Marin County Treasury Oversight Committee


Requests for accommodations may be made by calling (415) 473-4381 (Voice/TTY), 711 for California Relay Service or by e-mail at disabilityaccess@marincounty.org. Copies of documents are available in alternative formats, upon request.

TREASURER DIVISION - DEPARTMENT OF FINANCE

REPORT OF INVESTMENTS - OPERATING FUNDS

COUNTY OF MARIN, SCHOOLS & SPECIAL DISTRICTS

June 30, 2014



Page 1

INVESTMENT #	TYPE	FACE VALUE	STATED RATE	MATURITY DATE	PURCHASE DATE	BOOK VALUE	YTM 360 DAYS	YTM 365 DAYS	DESCRIPTION	MARKET VALUE
142	LA1	236,247.01	2.967	//	//	236,247.01	0.224	0.228	Local Agency Investment Fund	236,247.01
3490	LA2	0.00	5.170	//	//	0.00	0.000	0.001	MM-DREYFUS	0.00
9149	LA2	10,003,171.95	0.040	//	//	10,003,171.95	0.009	0.010	MM-FIDELITY Institutional Gov	10,003,171.95
4366	LA2	0.00	4.930	//	//	0.00	0.009	0.010	NATIONS Treasury Reserves	0.00
2246	LA2	10,001,027.67	4.760	//	//	10,001,027.67	0.009	0.010	MM-WELLS FARGO Institutional G	10,001,027.67
10670	FAD	3,250,000.00	0.040	07/01/2014	02/19/2014	3,249,523.33	0.040	0.040	Federal Home Loan Discount	3,250,000.00
10633	FAD	3,500,000.00	0.117	07/02/2014	12/31/2013	3,497,918.38	0.117	0.119	Fed Natl Mtg Assoc Disc	3,500,000.00
10680	FAD	3,800,000.00	0.040	07/03/2014	03/05/2014	3,799,493.33	0.040	0.040	Federal Home Loan Discount	3,800,000.00
10679	FAD	4,000,000.00	0.040	07/03/2014	03/04/2014	3,999,462.22	0.040	0.040	Fed Natl Mtg Assoc Disc	4,000,000.00
10760	FAD	4,000,000.00	0.045	07/07/2014	05/02/2014	3,999,670.00	0.045	0.045	Federal Home Loan Discount	3,999,960.00
10654	FAD	2,500,000.00	0.080	07/08/2014	01/28/2014	2,499,105.56	0.080	0.081	Fed Home Ln Mtg Corp Disc	2,499,975.00
10663	FAD	3,300,000.00	0.100	07/09/2014	02/12/2014	3,298,652.50	0.100	0.101	Federal Home Loan Discount	3,299,967.00
10664	FAD	4,300,000.00	0.070	07/09/2014	02/12/2014	4,298,770.92	0.070	0.070	Fed Natl Mtg Assoc Disc	4,299,957.00
10672	FAD	3,300,000.00	0.050	07/10/2014	02/20/2014	3,299,358.33	0.050	0.050	Fed Natl Mtg Assoc Disc	3,299,967.00
10648	FAD	5,525,000.00	0.085	07/11/2014	01/15/2014	5,522,691.01	0.085	0.086	Federal Home Loan Discount	5,524,944.75
10651	FAD	5,000,000.00	0.000	07/14/2014	01/27/2014	4,998,133.33	0.080	0.081	Fed Home Ln Mtg Corp Disc	4,999,950.00
10669	FAD	4,800,000.00	0.050	07/15/2014	02/18/2014	4,799,020.00	0.050	0.050	Fed Natl Mtg Assoc Disc	4,799,952.00
10652	FAD	3,200,000.00	0.000	07/16/2014	01/27/2014	3,198,715.56	0.085	0.086	Federal Home Loan Discount	3,199,968.00
10667	FAD	5,000,000.00	0.090	07/17/2014	02/14/2014	4,998,087.50	0.090	0.091	Federal Home Loan Discount	4,999,950.00
10673	FAD	5,500,000.00	0.085	07/18/2014	02/24/2014	5,498,130.00	0.085	0.086	Federal Home Loan Discount	5,499,945.00
10678	FAD	2,800,000.00	0.075	07/18/2014	03/03/2014	2,799,200.83	0.075	0.076	Federal Home Loan Discount	2,799,972.00
10682	FAD	6,000,000.00	0.055	07/21/2014	03/10/2014	5,998,780.83	0.055	0.055	Federal Home Loan Discount	5,999,880.00

INVESTMENT #	TYPE	FACE VALUE	STATED RATE	MATURITY DATE	PURCHASE DATE	BOOK VALUE	YTM 360 DAYS	YTM 365 DAYS	DESCRIPTION	MARKET VALUE
10671	FAD	2,500,000.00	0.050	07/22/2014	02/19/2014	2,499,468.75	0.050	0.050	Fed Natl Mtg Assoc Disc	2,499,950.00
10661	FAD	3,000,000.00	0.000	07/23/2014	02/07/2014	2,998,478.33	0.110	0.111	Federal Home Loan Discount	2,999,940.00
10674	FAD	3,200,000.00	0.084	07/23/2014	02/25/2014	3,198,881.79	0.085	0.086	Federal Home Loan Discount	3,199,936.00
10761	FAD	3,000,000.00	0.050	07/23/2014	05/02/2014	2,999,658.33	0.050	0.050	Federal Home Loan Discount	2,999,940.00
10634	FAD	3,300,000.00	0.080	07/25/2014	12/31/2013	3,298,489.33	0.080	0.081	Federal Home Loan Discount	3,299,934.00
10681	FAD	3,000,000.00	0.000	07/29/2014	03/06/2014	2,999,033.33	0.080	0.081	Federal Home Loan Discount	2,999,940.00
10677	FAD	3,400,000.00	0.040	07/29/2014	02/27/2014	3,399,425.78	0.040	0.040	Fed Natl Mtg Assoc Disc	3,399,932.00
10656	FAD	8,000,000.00	0.000	07/30/2014	01/29/2014	7,995,955.56	0.100	0.101	Federal Home Loan Discount	7,999,840.00
10659	FAD	13,900,000.00	0.000	07/30/2014	01/30/2014	13,893,011.39	0.100	0.101	Federal Home Loan Discount	13,899,722.00
10666	FAD	3,770,000.00	0.110	07/30/2014	02/13/2014	3,768,076.25	0.110	0.111	Federal Home Loan Discount	3,769,924.60
10668	FAD	12,000,000.00	0.100	07/30/2014	02/18/2014	11,994,600.00	0.100	0.101	Federal Home Loan Discount	11,999,760.00
10762	FAD	5,000,000.00	0.050	07/30/2014	05/02/2014	4,999,381.94	0.050	0.050	Federal Home Loan Discount	4,999,900.00
10772	FAD	2,200,000.00	0.050	07/30/2014	05/19/2014	2,199,780.00	0.050	0.050	Federal Home Loan Discount	2,199,956.00
10683	FAD	6,000,000.00	0.000	07/31/2014	03/11/2014	5,998,698.33	0.055	0.055	Federal Home Loan Discount	5,999,820.00
10686	FAD	3,000,000.00	0.060	07/31/2014	03/14/2014	2,999,305.00	0.060	0.060	Federal Home Loan Discount	2,999,910.00
10688	FAD	8,000,000.00	0.055	08/01/2014	03/18/2014	7,998,337.78	0.055	0.055	Federal Home Loan Discount	7,999,760.00
10689	FAD	5,000,000.00	0.055	08/04/2014	03/18/2014	4,998,938.19	0.055	0.055	Federal Home Loan Discount	4,999,850.00
10693	FAD	3,000,000.00	0.060	08/05/2014	03/20/2014	2,999,310.00	0.060	0.060	Fed Natl Mtg Assoc Disc	2,999,910.00
10779	FAD	3,000,000.00	0.060	08/06/2014	05/27/2014	2,999,645.00	0.060	0.060	Federal Home Loan Discount	2,999,910.00
10694	FAD	3,500,000.00	0.060	08/06/2014	03/20/2014	3,499,189.17	0.060	0.060	Fed Natl Mtg Assoc Disc	3,499,895.00
10695	FAD	5,000,000.00	0.060	08/07/2014	03/21/2014	4,998,841.67	0.060	0.060	Fed Natl Mtg Assoc Disc	4,999,850.00
10697	FAD	3,600,000.00	0.060	08/08/2014	03/24/2014	3,599,178.00	0.060	0.060	Fed Natl Mtg Assoc Disc	3,599,892.00
10701	FAD	4,000,000.00	0.060	08/11/2014	03/26/2014	3,999,080.00	0.060	0.060	Fed Natl Mtg Assoc Disc	3,999,880.00
10702	FAD	4,000,000.00	0.060	08/12/2014	03/26/2014	3,999,073.33	0.060	0.060	Fed Natl Mtg Assoc Disc	3,999,840.00
10717	FAD	3,000,000.00	0.020	08/13/2014	04/04/2014	2,999,781.67	0.020	0.020	Fed Natl Mtg Assoc Disc	2,999,880.00
10718	FAD	3,000,000.00	0.020	08/14/2014	04/04/2014	2,999,780.00	0.020	0.020	Fed Natl Mtg Assoc Disc	2,999,880.00
10691	FAD	11,000,000.00	0.060	08/15/2014	03/19/2014	10,997,268.33	0.060	0.060	Fed Natl Mtg Assoc Disc	10,999,560.00

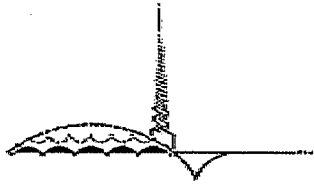
INVESTMENT #	TYPE	FACE VALUE	STATED RATE	MATURITY DATE	PURCHASE DATE	BOOK VALUE	YTM 360 DAYS	YTM 365 DAYS	DESCRIPTION	MARKET VALUE
10696	FAD	4,400,000.00	0.080	08/18/2014	03/24/2014	4,398,562.67	0.080	0.081	Fed Home Ln Mtg Corp Disc	4,399,824.00
10699	FAD	4,000,000.00	0.060	08/19/2014	03/25/2014	3,999,020.00	0.060	0.060	Fed Natl Mtg Assoc Disc	3,999,840.00
10711	FAD	2,200,000.00	0.050	08/20/2014	04/01/2014	2,199,569.17	0.050	0.050	Fed Natl Mtg Assoc Disc	2,199,912.00
10698	FAD	5,000,000.00	0.070	08/21/2014	03/25/2014	4,998,551.39	0.070	0.070	Fed Home Ln Mtg Corp Disc	4,999,800.00
10700	FAD	4,000,000.00	0.060	08/22/2014	03/25/2014	3,999,000.00	0.060	0.060	Fed Natl Mtg Assoc Disc	3,999,840.00
10722	FAD	4,000,000.00	0.030	08/25/2014	04/08/2014	3,999,536.67	0.030	0.030	Fed Natl Mtg Assoc Disc	3,999,800.00
10715	FAD	5,000,000.00	0.075	08/27/2014	04/03/2014	4,998,479.17	0.075	0.076	Federal Home Loan Discount	4,999,750.00
10707	FAD	3,900,000.00	0.060	08/28/2014	03/27/2014	3,898,999.00	0.060	0.060	Fed Natl Mtg Assoc Disc	3,899,805.00
10685	FAD	10,700,000.00	0.090	08/29/2014	03/13/2014	10,695,479.25	0.090	0.091	Federal Home Loan Discount	10,699,465.00
10706	FAD	6,000,000.00	0.060	08/29/2014	03/27/2014	5,998,450.00	0.060	0.060	Fed Natl Mtg Assoc Disc	5,999,700.00
10737	FAD	5,000,000.00	0.060	09/02/2014	04/11/2014	4,998,800.00	0.060	0.060	Fed Natl Mtg Assoc Disc	4,999,650.00
10716	FAD	4,500,000.00	0.045	09/03/2014	04/03/2014	4,499,139.38	0.045	0.045	Federal Home Loan Discount	4,499,685.00
10731	FAD	4,800,000.00	0.065	09/04/2014	04/10/2014	4,798,726.00	0.065	0.065	Fed Home Ln Mtg Corp Disc	4,799,664.00
10736	FAD	5,000,000.00	0.060	09/05/2014	04/11/2014	4,998,775.00	0.060	0.060	Fed Natl Mtg Assoc Disc	4,999,650.00
10735	FAD	5,000,000.00	0.060	09/08/2014	04/11/2014	4,998,750.00	0.060	0.060	Fed Natl Mtg Assoc Disc	4,999,600.00
10733	FAD	4,000,000.00	0.050	09/09/2014	04/10/2014	3,999,155.56	0.050	0.050	Fed Home Ln Mtg Corp Disc	3,999,680.00
10713	FAD	4,000,000.00	0.085	09/10/2014	04/02/2014	3,998,479.44	0.085	0.086	Federal Home Loan Discount	3,999,680.00
10728	FAD	5,000,000.00	0.050	09/11/2014	04/09/2014	4,998,923.61	0.050	0.050	Fed Home Ln Mtg Corp Disc	4,999,600.00
10744	FAD	3,000,000.00	0.040	09/12/2014	04/16/2014	2,999,503.33	0.040	0.040	Federal Home Loan Discount	2,999,760.00
10729	FAD	5,000,000.00	0.050	09/12/2014	04/09/2014	4,998,916.67	0.050	0.050	Fed Home Ln Mtg Corp Disc	4,999,600.00
10719	FAD	6,200,000.00	0.045	09/15/2014	04/04/2014	6,198,729.00	0.045	0.045	Federal Home Loan Discount	6,199,504.00
10724	FAD	4,500,000.00	0.070	09/16/2014	04/08/2014	4,498,591.25	0.070	0.070	Fed Home Ln Mtg Corp Disc	4,499,595.00
10727	FAD	5,000,000.00	0.065	09/17/2014	04/09/2014	4,998,546.53	0.065	0.065	Fed Home Ln Mtg Corp Disc	4,999,550.00
10732	FAD	4,000,000.00	0.000	09/18/2014	04/10/2014	3,999,105.56	0.050	0.050	Fed Home Ln Mtg Corp Disc	3,999,640.00
10723	FAD	5,000,000.00	0.000	09/19/2014	04/08/2014	4,998,405.56	0.070	0.070	Federal Home Loan Discount	4,999,550.00
10738	FAD	4,000,000.00	0.065	09/22/2014	04/15/2014	3,998,844.44	0.065	0.065	Fed Natl Mtg Assoc Disc	3,999,640.00
10739	FAD	3,500,000.00	0.065	09/23/2014	04/15/2014	3,498,982.57	0.065	0.065	Fed Natl Mtg Assoc Disc	3,499,685.00

INVESTMENT #	TYPE	FACE VALUE	STATED RATE	MATURITY DATE	PURCHASE DATE	BOOK VALUE	YTM 360 DAYS	YTM 365 DAYS	DESCRIPTION	MARKET VALUE
10708	FAD	5,000,000.00	0.080	09/24/2014	03/28/2014	4,998,000.00	0.080	0.081	Fed Natl Mtg Assoc Disc	4,999,550.00
10747	FAD	3,200,000.00	0.055	09/25/2014	04/21/2014	3,199,232.44	0.055	0.055	Fed Natl Mtg Assoc Disc	3,199,680.00
10709	FAD	4,000,000.00	0.085	09/26/2014	03/28/2014	3,998,281.11	0.085	0.086	Federal Home Loan Discount	3,999,600.00
10746	FAD	7,500,000.00	0.050	09/29/2014	04/17/2014	7,498,281.25	0.050	0.050	Federal Home Loan Discount	7,499,250.00
10720	FAD	7,000,000.00	0.050	09/30/2014	04/07/2014	6,998,288.89	0.050	0.050	Federal Home Loan Discount	6,999,300.00
10743	FAD	10,000,000.00	0.040	09/30/2014	04/16/2014	9,998,144.44	0.040	0.040	Federal Home Loan Discount	9,999,000.00
10714	FAD	5,000,000.00	0.075	10/01/2014	04/02/2014	4,998,104.17	0.075	0.076	Fed Natl Mtg Assoc Disc	4,999,350.00
10765	FAD	3,800,000.00	0.060	10/02/2014	05/09/2014	3,799,075.33	0.060	0.060	Fed Natl Mtg Assoc Disc	3,799,506.00
10768	FAD	2,400,000.00	0.065	10/03/2014	05/14/2014	2,399,384.67	0.065	0.065	Federal Home Loan Discount	2,399,688.00
10734	FAD	4,000,000.00	0.070	10/06/2014	04/10/2014	3,998,607.78	0.070	0.070	Fed Home Ln Mtg Corp Disc	3,999,440.00
10776	FAD	5,000,000.00	0.040	10/07/2014	05/23/2014	4,999,238.89	0.040	0.040	Federal Home Loan Discount	4,999,300.00
10740	FAD	4,000,000.00	0.070	10/08/2014	04/15/2014	3,998,631.11	0.070	0.070	Fed Natl Mtg Assoc Disc	3,999,440.00
10770	FAD	3,000,000.00	0.050	10/09/2014	05/16/2014	2,999,391.67	0.050	0.050	Fed Natl Mtg Assoc Disc	2,999,580.00
10741	FAD	4,000,000.00	0.075	10/10/2014	04/15/2014	3,998,516.67	0.075	0.076	Federal Home Loan Discount	3,999,440.00
10754	FAD	4,000,000.00	0.070	10/10/2014	04/25/2014	3,998,693.33	0.070	0.070	Federal Home Loan Discount	3,999,440.00
10748	FAD	3,000,000.00	0.075	10/15/2014	04/21/2014	2,998,893.75	0.075	0.076	Federal Home Loan Discount	2,999,550.00
10756	FAD	1,500,000.00	0.070	10/15/2014	04/28/2014	1,499,504.17	0.070	0.070	Federal Home Loan Discount	1,499,775.00
10781	FAD	4,600,000.00	0.060	10/16/2014	05/28/2014	4,598,919.00	0.060	0.060	Fed Home Ln Mtg Corp Disc	4,599,310.00
10753	FAD	5,100,000.00	0.070	10/17/2014	04/25/2014	5,098,264.58	0.070	0.070	Federal Home Loan Discount	5,099,235.00
10777	FAD	5,000,000.00	0.055	10/20/2014	05/27/2014	4,998,884.72	0.055	0.055	Fed Natl Mtg Assoc Disc	4,999,250.00
10778	FAD	5,000,000.00	0.055	10/21/2014	05/27/2014	4,998,877.08	0.055	0.055	Fed Natl Mtg Assoc Disc	4,999,200.00
10758	FAD	4,200,000.00	0.065	10/22/2014	04/30/2014	4,198,672.92	0.065	0.065	Fed Natl Mtg Assoc Disc	4,199,328.00
10764	FAD	3,600,000.00	0.060	10/23/2014	05/08/2014	3,598,992.00	0.060	0.060	Fed Home Ln Mtg Corp Disc	3,599,424.00
10757	FAD	4,000,000.00	0.070	10/24/2014	04/29/2014	3,998,615.56	0.070	0.070	Federal Home Loan Discount	3,999,360.00
10742	FAD	8,200,000.00	0.070	10/24/2014	04/15/2014	8,196,938.67	0.071	0.072	Fed Home Ln Mtg Corp Disc	8,198,688.00
10767	FAD	4,600,000.00	0.065	10/27/2014	05/13/2014	4,598,612.97	0.065	0.065	Fed Home Ln Mtg Corp Disc	4,599,264.00
10773	FAD	2,900,000.00	0.060	10/28/2014	05/20/2014	2,899,221.83	0.060	0.060	Fed Home Ln Mtg Corp Disc	2,899,507.00

INVESTMENT #	TYPE	FACE VALUE	STATED RATE	MATURITY DATE	PURCHASE DATE	BOOK VALUE	YTM 360 DAYS	YTM 365 DAYS	DESCRIPTION	MARKET VALUE
10759	FAD	4,200,000.00	0.075	10/29/2014	04/30/2014	4,198,407.49	0.075	0.076	Federal Home Loan Discount	4,199,286.00
10766	FAD	3,800,000.00	0.075	10/29/2014	05/09/2014	3,798,630.42	0.075	0.076	Federal Home Loan Discount	3,799,354.00
10721	FAD	25,000,000.00	0.055	10/31/2014	04/07/2014	24,992,093.75	0.055	0.056	Federal Home Loan Discount	24,995,750.00
10790	FAD	4,000,000.00	0.080	11/03/2014	06/16/2014	3,998,755.56	0.080	0.081	Fed Natl Mtg Assoc Disc	3,999,160.00
10791	FAD	4,000,000.00	0.070	11/04/2014	06/17/2014	3,998,911.11	0.070	0.070	Fed Natl Mtg Assoc Disc	3,999,160.00
10783	FAD	5,000,000.00	0.074	11/05/2014	05/30/2014	4,998,344.00	0.075	0.076	Federal Home Loan Discount	4,998,950.00
10792	FAD	5,700,000.00	0.070	11/10/2014	06/17/2014	5,698,381.83	0.070	0.070	Fed Natl Mtg Assoc Disc	5,698,746.00
10784	FAD	3,000,000.00	0.075	11/12/2014	06/02/2014	2,998,981.25	0.075	0.076	Federal Home Loan Discount	2,999,340.00
10787	FAD	4,000,000.00	0.080	11/13/2014	06/10/2014	3,998,613.33	0.080	0.081	Fed Home Ln Mtg Corp Disc	3,999,080.00
10793	FAD	5,100,000.00	0.080	11/17/2014	06/18/2014	5,098,277.33	0.080	0.081	Fed Home Ln Mtg Corp Disc	5,098,827.00
10794	FAD	4,000,000.00	0.080	11/18/2014	06/20/2014	3,998,657.78	0.080	0.081	Fed Home Ln Mtg Corp Disc	3,999,080.00
10795	FAD	4,000,000.00	0.075	11/20/2014	06/24/2014	3,998,758.33	0.075	0.076	Fed Home Ln Mtg Corp Disc	3,999,040.00
10796	FAD	2,600,000.00	0.080	11/21/2014	06/24/2014	2,599,133.33	0.080	0.081	Fed Home Ln Mtg Corp Disc	2,599,376.00
10786	FAD	5,500,000.00	0.075	11/24/2014	06/05/2014	5,498,029.17	0.075	0.076	Fed Home Ln Mtg Corp Disc	5,498,680.00
10797	FAD	5,000,000.00	0.065	11/25/2014	06/26/2014	4,998,627.78	0.065	0.065	Fed Natl Mtg Assoc Disc	4,998,750.00
10782	FAD	5,000,000.00	0.080	11/26/2014	05/29/2014	4,997,988.89	0.080	0.081	Federal Home Loan Discount	4,998,750.00
10769	FAD	6,200,000.00	0.055	12/15/2014	05/15/2014	6,197,972.94	0.056	0.056	Fed Natl Mtg Assoc Disc	6,197,954.00
10785	FAD	8,000,000.00	0.075	12/15/2014	06/03/2014	7,996,750.00	0.076	0.077	Fed Natl Mtg Assoc Disc	7,997,360.00
10675	FAC	5,000,000.00	0.210	02/26/2015	02/26/2014	5,000,000.00	0.207	0.210	Federal Home Loan Bank	5,000,500.00
10333	FAC	5,000,000.00	0.420	09/18/2015	03/18/2013	5,000,000.00	0.414	0.420	Fed Home Ln Mtg Corp	5,012,250.00
10598	FAC	5,000,000.00	0.400	12/11/2015	12/11/2013	5,000,000.00	0.394	0.400	Fed Home Ln Mtg Corp	5,002,400.00
10255	MC1	184,000.00	3.500	12/19/2015	12/19/2012	184,000.00	3.452	3.500	Town of Ross	184,000.00
10653	FAC	5,000,000.00	0.450	01/28/2016	01/28/2014	5,000,000.00	0.443	0.450	Fed Home Ln Mtg Corp	5,001,200.00
10710	FAC	5,000,000.00	0.500	04/01/2016	04/01/2014	4,996,250.00	0.530	0.537	Fed Home Ln Mtg Corp	4,995,450.00
10752	FAC	5,000,000.00	0.600	04/25/2016	04/25/2014	5,000,000.00	0.591	0.600	Federal Home Loan Bank	5,000,300.00
10445	FAC	5,000,000.00	0.570	06/20/2016	06/20/2013	5,000,000.00	0.562	0.570	Fed Home Ln Mtg Corp	5,004,500.00
10620	FAC	5,000,000.00	0.500	06/20/2016	12/20/2013	5,000,000.00	0.493	0.500	Fed Home Ln Mtg Corp	5,000,750.00

INVESTMENT #	TYPE	FACE VALUE	STATED RATE	MATURITY DATE	PURCHASE DATE	BOOK VALUE	YTM 360 DAYS	YTM 365 DAYS	DESCRIPTION	MARKET VALUE
10640	FAC	5,000,000.00	0.600	07/07/2016	01/07/2014	5,000,000.00	0.591	0.600	Fed Home Ln Mtg Corp	5,000,400.00
10704	FAC	5,000,000.00	0.700	09/27/2016	03/27/2014	5,000,000.00	0.690	0.700	Federal Home Loan Bank	5,004,900.00
10799	FAC	5,000,000.00	0.570	09/30/2016	06/30/2014	4,998,000.00	0.579	0.587	Federal Home Loan Bank	4,992,000.00
10547	FAC	5,000,000.00	0.800	11/07/2016	11/07/2013	5,000,000.00	0.789	0.800	Fed Home Ln Mtg Corp	5,003,200.00
10556	FAC	5,000,000.00	0.750	11/14/2016	11/14/2013	5,000,000.00	0.739	0.750	Fed Natl Mtg Assoc	4,999,500.00
10774	FAC	5,000,000.00	0.700	11/21/2016	05/21/2014	5,000,000.00	0.690	0.700	Federal Home Loan Bank	4,998,450.00
10684	FAC	5,000,000.00	0.750	12/12/2016	03/12/2014	5,000,000.00	0.739	0.750	Fed Home Ln Mtg Corp	4,999,400.00
10789	FAC	5,000,000.00	0.700	12/12/2016	06/12/2014	5,000,000.00	0.690	0.700	Fed Home Ln Mtg Corp	4,997,000.00
10605	FAC	5,000,000.00	0.750	12/13/2016	12/13/2013	5,000,000.00	0.739	0.750	Fed Home Ln Mtg Corp	4,999,450.00
10610	FAC	5,000,000.00	0.750	12/16/2016	12/16/2013	5,000,000.00	0.739	0.750	Fed Home Ln Mtg Corp	4,995,800.00
10690	FAC	5,000,000.00	0.650	12/19/2016	03/19/2014	4,998,500.00	0.652	0.661	Federal Home Loan Bank	5,004,550.00
10617	FAC	5,000,000.00	0.500	12/19/2016	12/19/2013	5,000,000.00	0.795	0.806	Fed Home Ln Mtg Corp	5,002,150.00
10256	MC1	178,000.00	3.560	12/19/2016	12/19/2012	178,000.00	3.511	3.560	Town of Ross	178,000.00
10626	FAC	5,000,000.00	0.800	12/27/2016	12/27/2013	5,000,000.00	0.789	0.800	Fed Home Ln Mtg Corp	4,994,050.00
10630	FAC	5,000,000.00	0.800	12/30/2016	12/30/2013	5,000,000.00	0.789	0.800	Fed Natl Mtg Assoc	4,993,800.00
10725	FAC	5,000,000.00	0.850	01/09/2017	04/09/2014	5,000,000.00	0.838	0.850	Federal Home Loan Bank	5,000,850.00
10646	FAC	5,000,000.00	0.830	01/13/2017	01/13/2014	5,000,000.00	0.818	0.830	Fed Home Ln Mtg Corp	5,006,250.00
10658	FAC	5,000,000.00	0.900	01/30/2017	01/30/2014	5,000,000.00	0.887	0.900	Fed Home Ln Mtg Corp	4,999,400.00
10705	FAC	5,000,000.00	0.450	03/27/2017	03/27/2014	5,000,000.00	0.990	1.004	Federal Home Loan Bank	5,001,400.00
10579	FAC	5,000,000.00	0.875	03/27/2017	11/27/2013	5,000,000.00	0.863	0.875	Fed Natl Mtg Assoc	4,994,900.00
10730	FAC	5,000,000.00	1.000	04/10/2017	04/10/2014	5,000,000.00	0.986	1.000	Fed Home Ln Mtg Corp	5,001,050.00
10745	FAC	5,000,000.00	1.150	04/17/2017	04/17/2014	5,000,000.00	1.134	1.150	Federal Home Loan Bank	5,002,250.00
10751	FAC	5,000,000.00	0.500	04/24/2017	04/24/2014	5,000,000.00	1.469	1.490	Federal Home Loan Bank	5,000,650.00
10755	FAC	5,000,000.00	1.200	04/28/2017	04/28/2014	5,000,000.00	1.183	1.200	Federal Home Loan Bank	5,003,700.00
10763	FAC	5,000,000.00	1.000	05/05/2017	05/05/2014	5,000,000.00	0.986	1.000	Federal Home Loan Bank	5,004,450.00
10771	FAC	5,000,000.00	1.000	05/19/2017	05/19/2014	5,000,000.00	0.986	1.000	Federal Home Loan Bank	4,998,350.00
10780	FAC	5,000,000.00	1.050	05/26/2017	05/28/2014	5,000,000.00	1.035	1.050	Fed Home Ln Mtg Corp	5,007,300.00

INVESTMENT #	TYPE	FACE VALUE	STATED RATE	MATURITY DATE	PURCHASE DATE	BOOK VALUE	YTM 360 DAYS	YTM 365 DAYS	DESCRIPTION	MARKET VALUE
10788	FAC	10,000,000.00	0.500	06/12/2017	06/12/2014	10,000,000.00	1.049	1.063	Federal Home Loan Bank	9,999,800.00
10798	FAC	5,000,000.00	1.150	06/30/2017	06/30/2014	5,000,000.00	1.134	1.150	Fed Home Ln Mtg Corp	5,004,300.00
10257	MC1	172,777.00	3.648	12/19/2017	12/19/2012	172,777.00	3.598	3.648	Town of Ross	172,777.00
		761,320,223.63			761,148,959.02					761,294,339.98
AMORTIZATION & ACCRETION OF PREMIUMS & DISCOUNTS						204.18			ACCRUED INTEREST DISCOUNT INVESTMENTS	
		761,320,223.63			761,149,163.20					761,294,339.98



TREASURER DIVISION - DEPARTMENT OF FINANCE
PORTFOLIO SUMMARY REPORT - OPERATING FUNDS
COUNTY OF MARIN, SCHOOLS & SPECIAL DISTRICTS
June 30, 2014

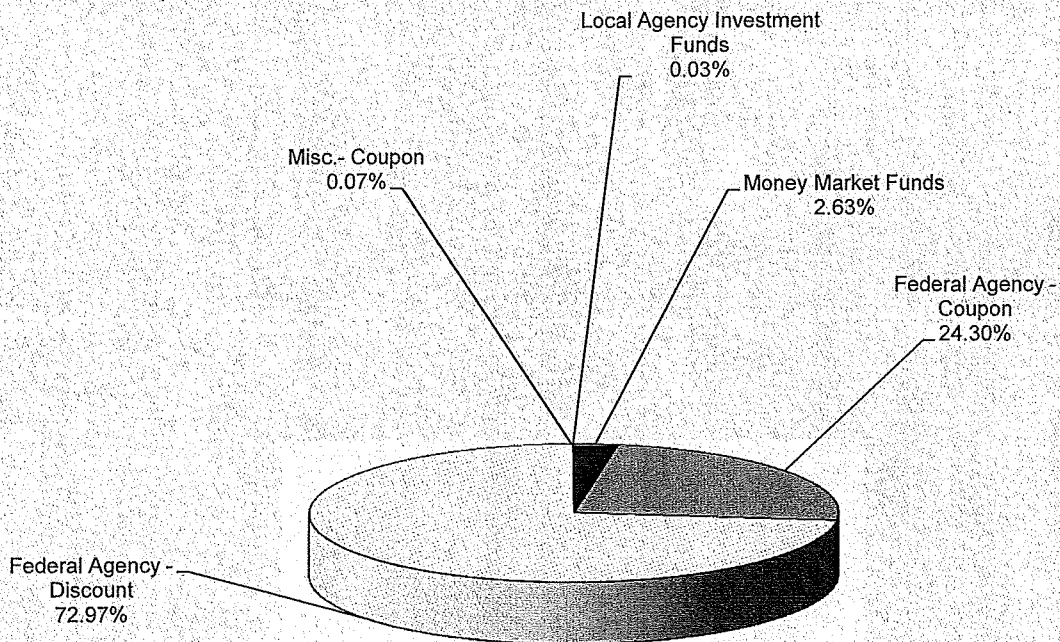
DESCRIPTION	ENDING BALANCE June 30, 2014	AVERAGE BALANCE June 30, 2014	WEIGHTED AVERAGE DAYS TO MATURITY	ANNUALIZED YIELD June 30, 2014	YIELD June 30, 2014
LOCAL AGENCY INVESTMENT FUNDS	\$236,247.01	\$236,247.01	1	0.228	0.228
MONEY MARKET FUNDS	\$20,004,199.62	\$19,904,199.62	1	0.010	0.010
FEDERAL AGENCY ISSUES - COUPON	\$184,992,750.00	\$174,161,875.89	865	0.716	0.796
FEDERAL AGENCY ISSUES - DISCOUNT	\$555,380,985.39	\$598,516,168.09	72	0.070	0.067
TREASURY SECURITIES - COUPON					
TREASURY SECURITIES - DISCOUNT					
MISC SECURITIES - COUPON	\$534,777.00	\$534,777.00	894	3.568	3.568
TOTALS & AVERAGES	\$761,148,959.02	\$793,353,267.60	264	0.212%	0.246%

The Local Agency Investment Funds is an open ended account and is not included in the total weighted days to maturity.

Treasurer Division - Department of Finance
Portfolio Yield Report - Operating Funds
County of Marin, Schools & Special Districts
June 30, 2014

INVESTMENT HOLDINGS	BOOK VALUE	6/30/14
Local Agency Investment Funds	\$236,247.01	0.228%
Money Market Funds	\$20,004,199.62	0.010%
Federal Agency - Coupon	\$184,992,750.00	0.796%
Federal Agency - Discount	\$555,380,985.39	0.067%
Misc. - Coupon	\$534,777.00	3.568%
TOTAL	\$761,148,959.02	0.246%

PORTFOLIO ALLOCATION



TREASURER DIVISION - DEPARTMENT OF FINANCE

REPORT OF INVESTMENTS - NON-OPERATING FUNDS

CHILDREN & FAMILIES COMMISSION

June 30, 2014

Page 1


INVESTMENT #	TYPE	FACE VALUE	MATURITY DATE	PURCHASE DATE	BOOK VALUE	YTM		DESCRIPTION	MARKET VALUE
						360 DAYS	365 DAYS		
101	LA2	98,126.05	//	//	98,126.05	0.224	0.228	LOCAL AGENCY INVESTMENT FUND	98,126.05
		98,126.05			98,126.05				98,126.05

TREASURER DIVISION - DEPARTMENT OF FINANCE

REPORT OF INVESTMENTS - NON-OPERATING FUNDS

SAN RAFAEL SCHOOLS

June 30, 2014



Page 1

INVESTMENT #	TYPE	FACE VALUE	MATURITY DATE	PURCHASE DATE	BOOK VALUE	YTM		DESCRIPTION	MARKET VALUE
						360 DAYS	365 DAYS		
687	LA1	0.00	//	//	0.00	5.181	5.253	LOCAL AGENCY INVESTMENT FUND	0.00
746	LA1	425,049.72	//	//	425,049.72	0.224	0.228	LOCAL AGENCY INVESTMENT FUND	425,049.72
		425,049.72			425,049.72				425,049.72
AMORTIZATION & ACCRETION OF PREMIUMS & DISCOUNTS					-0-				
		425,049.72			425,049.72				425,049.72