

TREASURER

Excellent and responsive fiscal leadership.

Roy Given, CPA
DIRECTOR

Karen Shaw
INVESTMENT OFFICER

Marin County Civic Center
3501 Civic Center Drive
Suite 209
PO Box 4220
San Rafael, CA 94913-4220
415 473 6143 T
415 473 3741 F
CRS Dial 711
www.marincounty.org/treas

April 3, 2012

Steve Kinsey, President
Board of Supervisors
County of Marin
3501 Civic Center Dr. #329
San Rafael, CA 94903

Mary Jane Burke
Superintendent of Schools
Marin County Office of Education
P. O. Box 4925
San Rafael, CA 94913

Marin County Schools,
Special Districts, and
MCERA

RE: MONTHLY REPORT OF COUNTY, SCHOOLS AND DISTRICT INVESTMENTS
as of February 29, 2012.

Dear Investment Fund Participants:

The attached Monthly Report of County, Schools and District investments is provided for your review.

* The investments were made pursuant to Government Code Sections 53601, 53635 and comply with the County Treasurer's Statement of Investment Policy. The investment policy provides for:

- Preservation of capital through high quality investments;
- Maintenance of sufficient liquidity to meet participant operating needs; and
- A rate of return consistent with the above objectives.

* Maturities are scheduled to meet participant expenditure requirements for the next six months.


* Attached spreadsheets identify investment type, issuer, maturity date, amount invested and fair market value for each security held. Fair market values were determined by Wells Fargo Institutional Trust Services on all securities except for investments in the Local Agency Investment Fund which was valued at face value by us. Adjustments have been made for premiums, discounts and accrued interest on discount securities to make the book value and fair market value more comparable.

I trust you find this report informative. Should you have any questions do not hesitate to call me.

Respectfully submitted,

Roy Given
Director of Finance

cc: Matthew Hymel, County Administrator
Marin County Treasury Oversight Committee



TREASURER DIVISION - DEPARTMENT OF FINANCE
REPORT OF INVESTMENTS - OPERATING FUNDS
COUNTY OF MARIN, SCHOOLS & SPECIAL DISTRICTS

February 29, 2012

Page 1

INVESTMENT #	TYPE	FACE VALUE	STATED RATE	MATURITY DATE	PURCHASE DATE	BOOK VALUE	YTM 360 DAYS	YTM 365 DAYS	DESCRIPTION	MARKET VALUE
142	LA1	234,671.12	2.967	//	//	234,671.12	0.383	0.389	Local Agency Investment Fund	234,671.12
3490	LA2	0.00	5.170	//	//	0.00	0.000	0.001	MM-DREYFUS	0.00
9149	LA2	10,000,875.46	0.040	//	//	10,000,875.46	0.009	0.010	MM-FIDELITY Institutional Gov	10,000,875.46
4366	LA2	0.00	4.930	//	//	0.00	0.009	0.010	NATIONS Treasury Reserves	0.00
2246	LA2	10,022,446.55	4.760	//	//	10,022,446.55	0.009	0.010	MM-WELLS FARGO Institutional G	10,022,446.55
9768	FAD	4,200,000.00	0.050	03/01/2012	09/29/2011	4,199,101.67	0.050	0.050	Federal Home Loan Bank	4,200,000.00
9913	FAD	6,600,000.00	0.070	03/02/2012	02/07/2012	6,599,692.00	0.070	0.070	Federal Home Loan Bank	6,600,000.00
9814	FAD	3,000,000.00	0.020	03/02/2012	11/18/2011	2,999,825.00	0.020	0.020	Fed Home Ln Mtg Corp Disc	3,000,000.00
9834	FAD	4,600,000.00	0.013	03/05/2012	12/05/2011	4,599,848.84	0.013	0.013	Fed Home Ln Mtg Corp Disc	4,600,000.00
9835	FAD	4,000,000.00	0.015	03/06/2012	12/05/2011	3,999,846.67	0.015	0.015	Fed Home Ln Mtg Corp Disc	4,000,000.00
9833	FAD	4,200,000.00	0.015	03/07/2012	12/02/2011	4,199,832.00	0.015	0.015	Fed Home Ln Mtg Corp Disc	4,200,000.00
9818	FAD	5,200,000.00	0.030	03/07/2012	11/22/2011	5,199,540.67	0.030	0.030	Fed Natl Mtg Assoc Disc	5,200,000.00
9914	FAD	6,000,000.00	0.000	03/08/2012	02/09/2012	5,999,766.67	0.050	0.050	Federal Farm Credit Bank Disc	6,000,000.00
9915	FAD	6,000,000.00	0.000	03/09/2012	02/10/2012	5,999,673.33	0.070	0.070	Federal Home Loan Bank	6,000,000.00
9827	FAD	8,600,000.00	0.020	03/09/2012	11/29/2011	8,599,517.44	0.020	0.020	Fed Home Ln Mtg Corp Disc	8,600,000.00
9852	FAD	4,000,000.00	0.015	03/12/2012	12/13/2011	3,999,850.00	0.015	0.015	Fed Home Ln Mtg Corp Disc	3,999,960.00
9829	FAD	2,500,000.00	0.030	03/13/2012	11/30/2011	2,499,783.33	0.030	0.030	Fed Home Ln Mtg Corp Disc	2,499,975.00
9825	FAD	7,000,000.00	0.040	03/14/2012	11/29/2011	6,999,175.56	0.040	0.040	Fed Home Ln Mtg Corp Disc	6,999,930.00
9912	FAD	4,000,000.00	0.080	03/15/2012	02/03/2012	3,999,635.56	0.080	0.081	Fed Home Ln Mtg Corp Disc	3,999,960.00
9830	FAD	5,000,000.00	0.025	03/16/2012	12/01/2011	4,999,631.94	0.025	0.025	Fed Home Ln Mtg Corp Disc	4,999,950.00
9838	FAD	5,000,000.00	0.010	03/16/2012	12/07/2011	4,999,861.11	0.010	0.010	Fed Home Ln Mtg Corp Disc	4,999,950.00

INVESTMENT #	TYPE	FACE VALUE	STATED RATE	MATURITY DATE	PURCHASE DATE	BOOK VALUE	YTM 360 DAYS	YTM 365 DAYS	DESCRIPTION	MARKET VALUE
9831	FAD	1,640,000.00	0.030	03/19/2012	12/01/2011	1,639,851.03	0.030	0.030	Fed Home Ln Mtg Corp Disc	1,639,983.60
9864	FAD	2,700,000.00	0.015	03/19/2012	12/20/2011	2,699,898.75	0.015	0.015	Fed Home Ln Mtg Corp Disc	2,699,973.00
9832	FAD	5,000,000.00	0.020	03/21/2012	12/01/2011	4,999,691.67	0.020	0.020	Fed Home Ln Mtg Corp Disc	4,999,950.00
9927	FAD	3,500,000.00	0.070	03/22/2012	02/23/2012	3,499,809.44	0.070	0.070	Fed Agric Mtg Corp Discount	3,499,965.00
9839	FAD	5,000,000.00	0.010	03/23/2012	12/07/2011	4,999,851.39	0.010	0.010	Fed Home Ln Mtg Corp Disc	4,999,950.00
9932	FAD	7,000,000.00	0.067	03/26/2012	02/28/2012	6,999,648.25	0.067	0.067	Fed Home Ln Mtg Corp Disc	6,999,930.00
9858	FAD	6,000,000.00	0.020	03/27/2012	12/15/2011	5,999,656.67	0.020	0.020	Fed Agric Mtg Corp Discount	5,999,940.00
9877	FAD	9,000,000.00	0.020	03/28/2012	12/29/2011	8,999,550.00	0.020	0.020	Federal Home Loan Discount	8,999,820.00
9916	FAD	5,000,000.00	0.085	03/28/2012	02/10/2012	4,999,445.14	0.085	0.086	Federal Home Loan Discount	4,999,900.00
9933	FAD	4,700,000.00	0.080	03/28/2012	02/29/2012	4,699,707.56	0.080	0.081	Federal Home Loan Discount	4,699,906.00
9918	FAD	5,600,000.00	0.080	03/29/2012	02/13/2012	5,599,440.00	0.080	0.081	Federal Home Loan Bank	5,599,888.00
9920	FAD	5,800,000.00	0.095	03/30/2012	02/15/2012	5,799,326.56	0.095	0.096	Federal Home Loan Bank	5,799,884.00
9775	FAD	15,000,000.00	0.090	04/13/2012	10/17/2011	14,993,287.50	0.090	0.091	Federal Home Loan Bank	14,999,400.00
9817	FAD	6,500,000.00	0.050	04/13/2012	11/22/2011	6,498,709.03	0.050	0.050	Federal Home Loan Bank	6,499,740.00
9819	FAD	6,500,000.00	0.050	04/13/2012	11/23/2011	6,498,718.06	0.050	0.050	Federal Home Loan Bank	6,499,740.00
9770	FAD	12,400,000.00	0.070	04/13/2012	10/04/2011	12,395,370.67	0.071	0.072	Fed Home Ln Mtg Corp Disc	12,399,504.00
9773	FAD	10,200,000.00	0.070	04/13/2012	10/07/2011	10,196,251.50	0.071	0.072	Fed Home Ln Mtg Corp Disc	10,199,592.00
9823	FAD	15,000,000.00	0.040	04/13/2012	11/28/2011	14,997,716.67	0.040	0.040	Fed Home Ln Mtg Corp Disc	14,999,400.00
9826	FAD	5,000,000.00	0.040	04/13/2012	11/29/2011	4,999,244.44	0.040	0.040	Fed Home Ln Mtg Corp Disc	4,999,800.00
9741	MC1	1,000,000.00	3.500	04/15/2012	08/24/2011	1,000,000.00	3.500	3.548	Town of Fairfax	1,002,620.00
9837	FAD	8,300,000.00	0.030	04/16/2012	12/06/2011	8,299,087.00	0.030	0.030	Fed Natl Mtg Assoc Disc	8,299,668.00
9846	FAD	5,000,000.00	0.025	04/16/2012	12/12/2011	4,999,562.50	0.025	0.025	Fed Natl Mtg Assoc Disc	4,999,800.00
9840	FAD	5,000,000.00	0.030	04/19/2012	12/07/2011	4,999,441.67	0.030	0.030	Fed Home Ln Mtg Corp Disc	4,999,800.00
9841	FAD	8,000,000.00	0.030	04/20/2012	12/07/2011	7,999,100.00	0.030	0.030	Fed Home Ln Mtg Corp Disc	7,999,680.00
9857	FAD	5,100,000.00	0.030	04/23/2012	12/15/2011	5,099,447.50	0.030	0.030	Fed Agric Mtg Corp Discount	5,099,796.00


INVESTMENT #	TYPE	FACE VALUE	STATED RATE	MATURITY DATE	PURCHASE DATE	BOOK VALUE	YTM 360 DAYS	YTM 365 DAYS	DESCRIPTION	MARKET VALUE
9843	FAD	5,000,000.00	0.030	04/23/2012	12/09/2011	4,999,433.33	0.030	0.030	Fed Home Ln Mtg Corp Disc	4,999,800.00
9848	FAD	10,000,000.00	0.030	04/25/2012	12/12/2011	9,998,875.00	0.030	0.030	Fed Home Ln Mtg Corp Disc	9,999,500.00
9847	FAD	5,000,000.00	0.020	04/27/2012	12/12/2011	4,999,619.44	0.020	0.020	Fed Home Ln Mtg Corp Disc	4,999,750.00
9854	FAD	6,300,000.00	0.020	04/27/2012	12/14/2011	6,299,527.50	0.020	0.020	Fed Home Ln Mtg Corp Disc	6,299,685.00
9842	FAD	3,706,000.00	0.050	04/30/2012	12/07/2011	3,705,253.65	0.050	0.050	Fed Home Ln Mtg Corp Disc	3,705,814.70
9865	FAD	4,000,000.00	0.035	04/30/2012	12/21/2011	3,999,490.56	0.035	0.035	Fed Home Ln Mtg Corp Disc	3,999,800.00
9892	FAD	5,000,000.00	0.040	04/30/2012	01/13/2012	4,999,400.00	0.040	0.040	Fed Home Ln Mtg Corp Disc	4,999,750.00
9863	FAD	2,500,000.00	0.020	04/30/2012	12/19/2011	2,499,815.28	0.020	0.020	Fed Natl Mtg Assoc Disc	2,499,875.00
9849	FAD	4,000,000.00	0.030	05/02/2012	12/13/2011	3,999,530.00	0.030	0.030	Fed Home Ln Mtg Corp Disc	3,999,720.00
9880	FAD	3,100,000.00	0.045	05/04/2012	12/30/2011	3,099,511.75	0.045	0.045	Federal Home Loan Bank	3,099,783.00
9850	FAD	4,000,000.00	0.030	05/04/2012	12/13/2011	3,999,523.33	0.030	0.030	Fed Home Ln Mtg Corp Disc	3,999,720.00
9878	FAD	1,054,000.00	0.050	05/07/2012	12/30/2011	1,053,811.16	0.050	0.050	Fed Home Ln Mtg Corp Disc	1,053,926.22
9897	FAD	2,000,000.00	0.060	05/07/2012	01/23/2012	1,999,650.00	0.060	0.060	Fed Home Ln Mtg Corp Disc	1,999,860.00
9875	FAD	4,000,000.00	0.010	05/08/2012	12/28/2011	3,999,853.33	0.010	0.010	Federal Home Loan Bank	3,999,680.00
9866	FAD	4,000,000.00	0.050	05/09/2012	12/21/2011	3,999,222.22	0.050	0.050	Fed Natl Mtg Assoc Disc	3,999,680.00
9870	FAD	4,400,000.00	0.055	05/09/2012	12/23/2011	4,399,072.33	0.055	0.055	Fed Natl Mtg Assoc Disc	4,399,648.00
9874	FAD	4,800,000.00	0.020	05/11/2012	12/28/2011	4,799,640.00	0.020	0.020	Fed Home Ln Mtg Corp Disc	4,799,616.00
9879	FAD	3,000,000.00	0.045	05/14/2012	12/30/2011	2,999,490.00	0.045	0.045	Federal Home Loan Bank	2,999,760.00
9882	FAD	3,000,000.00	0.042	05/15/2012	01/04/2012	2,999,538.00	0.042	0.042	Federal Home Loan Bank	2,999,760.00
9868	FAD	2,000,000.00	0.050	05/15/2012	12/23/2011	1,999,600.00	0.050	0.050	Fed Home Ln Mtg Corp Disc	1,999,840.00
9867	FAD	3,000,000.00	0.060	05/16/2012	12/22/2011	2,999,270.00	0.060	0.060	Fed Home Ln Mtg Corp Disc	2,999,760.00
9856	FAD	4,500,000.00	0.055	05/17/2012	12/15/2011	4,498,941.25	0.055	0.055	Federal Farm Credit Bank Disc	4,499,595.00
9853	FAD	10,000,000.00	0.050	05/18/2012	12/14/2011	9,997,833.33	0.050	0.050	Federal Home Loan Bank	9,999,100.00
9893	FAD	3,000,000.00	0.050	05/18/2012	01/17/2012	2,999,491.67	0.050	0.050	Federal Home Loan Bank	2,999,730.00
9855	FAD	5,000,000.00	0.040	05/18/2012	12/14/2011	4,999,133.33	0.040	0.040	Fed Home Ln Mtg Corp Disc	4,999,550.00

INVESTMENT #	TYPE	FACE VALUE	STATED RATE	MATURITY DATE	PURCHASE DATE	BOOK VALUE	YTM 360 DAYS	YTM 365 DAYS	DESCRIPTION	MARKET VALUE
9859	FAD	5,000,000.00	0.060	05/21/2012	12/15/2011	4,998,683.33	0.060	0.060	Fed Natl Mtg Assoc Disc	4,999,550.00
9869	FAD	3,000,000.00	0.060	05/21/2012	12/23/2011	2,999,250.00	0.060	0.060	Fed Natl Mtg Assoc Disc	2,999,730.00
9891	FAD	5,000,000.00	0.050	05/22/2012	01/12/2012	4,999,090.28	0.050	0.050	Fed Home Ln Mtg Corp Disc	4,999,550.00
9860	FAD	5,700,000.00	0.050	05/23/2012	12/15/2011	5,698,733.33	0.050	0.050	Fed Natl Mtg Assoc Disc	5,699,487.00
9883	FAD	4,000,000.00	0.030	05/24/2012	01/04/2012	3,999,530.00	0.030	0.030	Fed Home Ln Mtg Corp Disc	3,999,640.00
9844	FAD	8,300,000.00	0.065	05/30/2012	12/09/2011	8,297,407.40	0.065	0.065	Fed Natl Mtg Assoc Disc	8,299,170.00
9851	FAD	14,580,000.00	0.060	05/30/2012	12/13/2011	14,575,893.30	0.060	0.060	Fed Natl Mtg Assoc Disc	14,578,542.00
9872	FAD	9,100,000.00	0.060	06/01/2012	12/27/2011	9,097,618.83	0.060	0.060	Federal Home Loan Bank	9,098,635.00
9885	FAD	3,400,000.00	0.055	06/04/2012	01/05/2012	3,399,215.64	0.055	0.055	Fed Home Ln Mtg Corp Disc	3,399,456.00
9888	FAD	2,000,000.00	0.050	06/04/2012	01/11/2012	1,999,597.22	0.050	0.050	Fed Natl Mtg Assoc Disc	1,999,680.00
9894	FAD	4,000,000.00	0.060	06/05/2012	01/19/2012	3,999,080.00	0.060	0.060	Fed Natl Mtg Assoc Disc	3,999,360.00
9889	FAD	5,000,000.00	0.050	06/07/2012	01/11/2012	4,998,972.22	0.050	0.050	Fed Natl Mtg Assoc Disc	4,999,200.00
9890	FAD	4,000,000.00	0.050	06/08/2012	01/11/2012	3,999,172.22	0.050	0.050	Fed Natl Mtg Assoc Disc	3,999,320.00
9884	FAD	3,000,000.00	0.050	06/11/2012	01/05/2012	2,999,341.67	0.050	0.050	Fed Home Ln Mtg Corp Disc	2,999,490.00
9924	FAD	6,500,000.00	0.060	06/12/2012	02/21/2012	6,498,786.67	0.060	0.060	Fed Natl Mtg Assoc Disc	6,498,895.00
9903	FAD	5,000,000.00	0.040	06/13/2012	01/26/2012	4,999,227.78	0.040	0.040	Fed Home Ln Mtg Corp Disc	4,999,150.00
9904	FAD	4,000,000.00	0.040	06/14/2012	01/26/2012	3,999,377.78	0.040	0.040	Fed Home Ln Mtg Corp Disc	3,999,280.00
9861	FAD	10,000,000.00	0.070	06/15/2012	12/16/2011	9,996,461.11	0.070	0.070	Federal Home Loan Bank	9,998,200.00
9895	FAD	3,000,000.00	0.060	06/15/2012	01/19/2012	2,999,260.00	0.060	0.060	Fed Natl Mtg Assoc Disc	2,999,460.00
9901	FAD	5,600,000.00	0.070	06/18/2012	01/25/2012	5,598,421.11	0.070	0.070	Fed Natl Mtg Assoc Disc	5,598,992.00
9902	FAD	4,000,000.00	0.065	06/19/2012	01/25/2012	3,998,945.56	0.065	0.065	Fed Home Ln Mtg Corp Disc	3,999,280.00
9887	FAD	6,000,000.00	0.060	06/20/2012	01/09/2012	5,998,370.00	0.060	0.060	Fed Natl Mtg Assoc Disc	5,998,860.00
9921	FAD	3,000,000.00	0.120	06/21/2012	02/16/2012	2,998,740.00	0.120	0.121	Fed Home Ln Mtg Corp Disc	2,999,430.00
9922	FAD	3,000,000.00	0.120	06/22/2012	02/16/2012	2,998,730.00	0.120	0.121	Fed Home Ln Mtg Corp Disc	2,999,430.00
9899	FAD	2,000,000.00	0.000	06/25/2012	01/24/2012	1,999,362.50	0.075	0.076	Fed Natl Mtg Assoc Disc	1,999,620.00

INVESTMENT #	TYPE	FACE VALUE	STATED RATE	MATURITY DATE	PURCHASE DATE	BOOK VALUE	YTM 360 DAYS	YTM 365 DAYS	DESCRIPTION	MARKET VALUE
9905	FAD	5,000,000.00	0.070	06/25/2012	01/26/2012	4,998,531.94	0.070	0.070	Fed Natl Mtg Assoc Disc	4,999,050.00
9907	FAD	5,000,000.00	0.065	06/26/2012	01/27/2012	4,998,636.81	0.065	0.065	Fed Home Ln Mtg Corp Disc	4,999,000.00
9906	FAD	6,000,000.00	0.070	06/27/2012	01/26/2012	5,998,215.00	0.070	0.070	Fed Home Ln Mtg Corp Disc	5,998,800.00
9925	FAD	3,000,000.00	0.080	06/27/2012	02/22/2012	2,999,160.00	0.080	0.081	Fed Home Ln Mtg Corp Disc	2,999,400.00
9923	FAD	9,100,000.00	0.100	06/28/2012	02/17/2012	9,096,663.33	0.100	0.101	Fed Home Ln Mtg Corp Disc	9,098,180.00
9926	FAD	3,000,000.00	0.080	06/28/2012	02/22/2012	2,999,153.33	0.080	0.081	Fed Home Ln Mtg Corp Disc	2,999,400.00
9934	FAD	7,000,000.00	0.090	06/29/2012	02/29/2012	6,997,882.50	0.090	0.091	Fed Home Ln Mtg Corp Disc	6,998,600.00
9919	FAD	4,200,000.00	0.115	07/05/2012	02/14/2012	4,198,094.83	0.115	0.116	Fed Natl Mtg Assoc Disc	4,198,824.00
9881	FAD	1,292,000.00	0.070	07/16/2012	01/03/2012	1,291,510.12	0.070	0.071	Fed Natl Mtg Assoc Disc	1,291,612.40
9715	FAC	5,000,000.00	0.330	08/08/2012	07/26/2011	5,000,000.00	0.325	0.330	Federal Home Loan Bank	5,001,500.00
9928	FAD	10,150,000.00	0.130	12/14/2012	02/24/2012	10,139,224.08	0.132	0.133	Federal Home Loan Bank	10,138,632.00
9929	FAD	20,000,000.00	0.110	12/14/2012	02/24/2012	19,982,033.33	0.111	0.113	Fed Natl Mtg Assoc Disc	19,977,600.00
9873	FAC	5,000,000.00	0.250	12/28/2012	12/28/2011	5,000,000.00	0.246	0.250	Federal Home Loan Bank	5,001,550.00
9898	FAC	5,000,000.00	0.200	02/20/2013	01/24/2012	5,000,000.00	0.197	0.200	Federal Home Loan Bank	4,998,650.00
9931	FAC	5,000,000.00	0.250	02/28/2013	02/28/2012	5,000,000.00	0.246	0.250	Federal Home Loan Bank	5,000,900.00
9759	FAC	10,000,000.00	0.250	03/15/2013	09/15/2011	10,000,000.00	0.574	0.582	Federal Home Loan Bank	10,000,400.00
9767	FAC	10,000,000.00	0.250	03/28/2013	09/28/2011	10,000,000.00	0.246	0.250	Federal Home Loan Bank	10,000,200.00
9909	FAC	5,000,000.00	0.200	04/30/2013	02/01/2012	5,000,000.00	0.230	0.233	Federal Home Loan Bank	4,996,300.00
9900	FAC	5,000,000.00	0.250	07/25/2013	01/25/2012	5,000,000.00	0.246	0.250	Federal Home Loan Bank	5,000,550.00
9713	FAC	5,000,000.00	0.450	07/26/2013	07/26/2011	5,000,000.00	0.714	0.724	Fed Home Ln Mtg Corp	4,998,800.00
9752	FAC	5,000,000.00	0.500	09/06/2013	09/06/2011	5,000,000.00	0.493	0.500	Fed Home Ln Mtg Corp	5,000,150.00
9756	FAC	5,000,000.00	0.600	09/12/2013	09/12/2011	5,000,000.00	0.591	0.600	Fed Natl Mtg Assoc	5,000,300.00
9299	FAC	5,000,000.00	1.125	09/17/2013	09/17/2010	4,997,500.00	1.126	1.142	Fed Natl Mtg Assoc	5,054,300.00
9761	FAC	5,000,000.00	0.600	09/20/2013	09/20/2011	5,000,000.00	0.591	0.600	Fed Home Ln Mtg Corp	5,000,400.00
9763	FAC	5,000,000.00	0.550	09/23/2013	09/23/2011	5,000,000.00	0.542	0.550	Fed Home Ln Mtg Corp	5,000,350.00

INVESTMENT #	TYPE	FACE VALUE	STATED RATE	MATURITY DATE	PURCHASE DATE	BOOK VALUE	YTM 360 DAYS	YTM 365 DAYS	DESCRIPTION	MARKET VALUE
9769	FAC	15,000,000.00	0.550	09/30/2013	09/30/2011	14,998,500.00	0.547	0.555	Fed Home Ln Mtg Corp	15,002,400.00
9774	FAC	4,500,000.00	0.500	10/11/2013	10/11/2011	4,493,250.00	0.567	0.575	Fed Home Ln Mtg Corp	4,497,930.00
9777	FAC	5,000,000.00	0.500	10/18/2013	10/18/2011	4,990,950.00	0.583	0.591	Fed Home Ln Mtg Corp	5,000,450.00
9781	FAC	5,000,000.00	0.600	10/24/2013	10/24/2011	4,995,900.00	0.632	0.641	Fed Natl Mtg Assoc	5,001,600.00
9782	FAC	5,000,000.00	0.625	10/25/2013	10/25/2011	4,997,500.00	0.641	0.650	Fed Natl Mtg Assoc	5,001,800.00
9794	FAC	5,000,000.00	0.700	11/04/2013	11/04/2011	5,000,000.00	0.690	0.700	Fed Home Ln Mtg Corp	5,002,500.00
9806	FAC	5,000,000.00	0.550	11/14/2013	11/14/2011	5,000,000.00	0.542	0.550	Fed Natl Mtg Assoc	4,999,500.00
9808	FAC	5,000,000.00	0.550	11/15/2013	11/15/2011	4,996,450.00	0.577	0.585	Fed Natl Mtg Assoc	4,999,700.00
9821	FAC	5,000,000.00	0.375	11/25/2013	11/25/2011	5,000,000.00	0.738	0.748	Fed Natl Mtg Assoc	4,999,050.00
9824	FAC	5,000,000.00	0.650	11/29/2013	11/29/2011	5,000,000.00	0.000	0.000	Fed Natl Mtg Assoc	5,005,550.00
9836	FAC	5,000,000.00	0.750	12/06/2013	12/06/2011	5,000,000.00	0.739	0.750	Fed Natl Mtg Assoc	5,000,900.00
9871	FAC	5,000,000.00	0.600	12/27/2013	12/27/2011	5,000,000.00	0.591	0.600	Fed Natl Mtg Assoc	5,000,150.00
9911	FAC	5,000,000.00	0.375	02/03/2014	02/03/2012	4,996,250.00	0.407	0.412	Fed Agric Mrg Corp (FarmerMac)	4,987,150.00
9614	FAC	5,000,000.00	1.500	04/18/2014	04/18/2011	4,986,250.00	1.572	1.594	Fed Natl Mtg Assoc	5,007,900.00
9792	FAC	5,000,000.00	0.750	05/01/2014	11/01/2011	4,997,500.00	0.759	0.770	Fed Home Ln Mtg Corp	5,003,100.00
9766	FAC	5,000,000.00	0.375	06/27/2014	09/27/2011	5,000,000.00	0.748	0.759	Fed Natl Mtg Assoc	4,999,650.00
9765	FAC	5,000,000.00	0.500	09/22/2014	09/23/2011	5,000,069.44	1.145	1.161	Fed Natl Mtg Assoc	4,997,550.00
9764	FAC	10,000,000.00	0.600	09/23/2014	09/23/2011	10,000,000.00	1.136	1.151	Fed Home Ln Mtg Corp	10,002,300.00
9776	FAC	5,000,000.00	0.500	10/17/2014	10/17/2011	4,996,250.00	1.170	1.186	Fed Natl Mtg Assoc	4,999,400.00
9780	FAC	5,000,000.00	0.550	10/20/2014	10/20/2011	5,000,000.00	0.918	0.930	Fed Home Ln Mtg Corp	5,001,100.00
9793	FAC	5,000,000.00	1.000	11/03/2014	11/03/2011	5,000,000.00	0.986	1.000	Fed Home Ln Mtg Corp	5,005,300.00
9815	FAC	5,000,000.00	0.550	11/21/2014	11/21/2011	5,000,000.00	0.542	0.550	Fed Natl Mtg Assoc	5,001,100.00
9845	FAC	20,000,000.00	1.000	12/12/2014	12/12/2011	20,000,000.00	0.986	1.000	Fed Natl Mtg Assoc	19,981,200.00
9862	FAC	5,000,000.00	0.625	12/19/2014	12/19/2011	5,000,000.00	1.023	1.037	Fed Home Ln Mtg Corp	5,002,850.00
9876	FAC	5,000,000.00	0.900	12/29/2014	12/29/2011	5,000,000.00	0.887	0.900	Fed Natl Mtg Assoc	5,003,650.00

INVESTMENT #	TYPE	FACE VALUE	STATED RATE	MATURITY DATE	PURCHASE DATE	BOOK VALUE	YTM 360 DAYS	YTM 365 DAYS	DESCRIPTION	MARKET VALUE
9896	FAC	5,000,000.00	0.500	01/23/2015	01/23/2012	4,998,750.00	0.860	0.872	Fed Natl Mtg Assoc	4,994,350.00
9908	FAC	5,000,000.00	0.500	01/30/2015	01/30/2012	5,000,000.00	0.989	1.003	Fed Natl Mtg Assoc	4,995,650.00
9917	FAC	5,000,000.00	0.300	02/13/2015	02/13/2012	5,000,000.00	0.754	0.764	Fed Natl Mtg Assoc	4,991,150.00
9930	FAC	5,000,000.00	0.625	02/27/2015	02/27/2012	5,000,000.00	0.616	0.625	Fed Natl Mtg Assoc	4,993,900.00
		826,879,993.13			826,700,407.04					826,841,736.05
AMORTIZATION & ACCRETION OF PREMIUMS & DISCOUNTS						1,972.91			ACCRUED INTEREST DISCOUNT INVESTMENTS	
		826,879,993.13			826,702,379.95					826,841,736.05



TREASURER DIVISION - DEPARTMENT OF FINANCE
 PORTFOLIO SUMMARY REPORT - OPERATING FUNDS
 COUNTY OF MARIN, SCHOOLS & SPECIAL DISTRICTS
 February 29, 2012

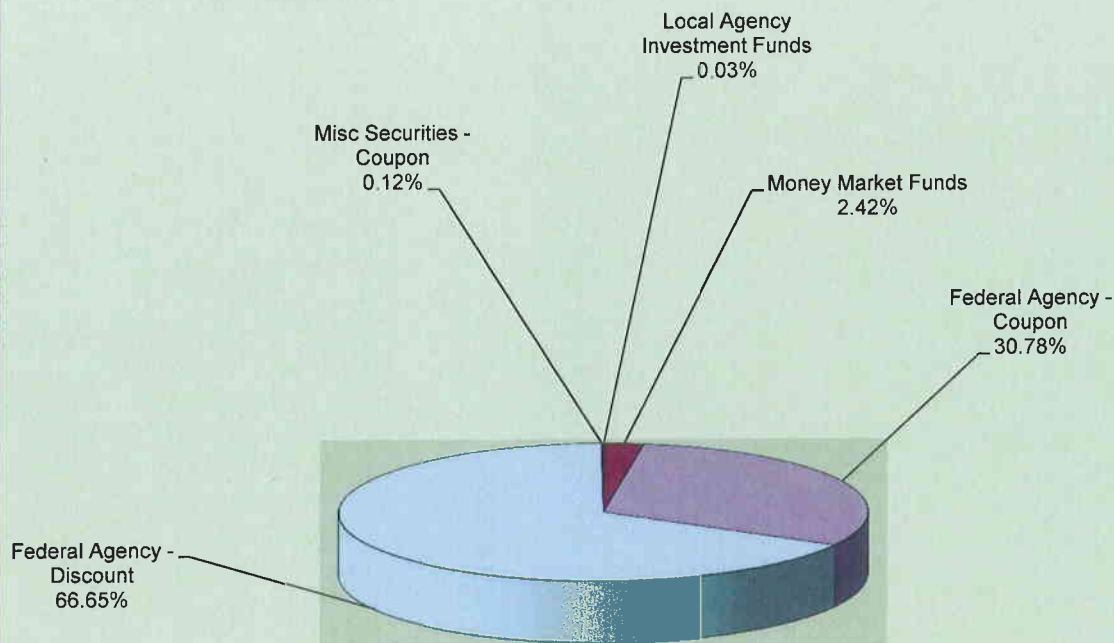
DESCRIPTION	ENDING BALANCE February 29, 2012	AVERAGE BALANCE February-12	WEIGHTED AVERAGE DAYS TO MATURITY	ANNUALIZED YIELD February-12	YIELD February 29, 2012
LOCAL AGENCY INVESTMENT FUNDS	\$234,671.12	\$234,671.12	1	0.389	0.389
MONEY MARKET FUNDS	\$20,023,322.01	\$20,023,322.01	1	0.010	0.010
FEDERAL AGENCY ISSUES - COUPON	\$254,445,119.44	\$254,456,218.48	702	0.610	0.691
FEDERAL AGENCY ISSUES - DISCOUNT	\$550,997,294.47	\$550,997,294.47	73	0.049	0.056
TREASURY SECURITIES - COUPON					
TREASURY SECURITIES - DISCOUNT					
MISC SECURITIES - COUPON	\$1,000,000.00	\$1,000,000.00	45	3.549	3.549
TOTALS & AVERAGES	\$826,700,407.04	\$826,711,506.08	265	0.223%	0.254%


The Local Agency Investment Funds is an open ended account and is not included in the total weighted days to maturity.

**Treasurer Division - Department of Finance
Portfolio Yield Report - Operating Funds
County of Marin, Schools & Special Districts
February 29, 2012**

INVESTMENT HOLDINGS	BOOK VALUE	Portfolio Yields as 02/29/2012
Local Agency Investment Funds	\$234,671.12	0.389%
Money Market Funds	\$20,023,322.01	0.010%
Federal Agency - Coupon	\$254,445,119.44	0.691%
Federal Agency - Discount	\$550,997,294.47	0.056%
Misc Securities - Coupon	\$1,000,000.00	3.549%
TOTAL	\$826,700,407.04	0.254%

PORTFOLIO ALLOCATION





TREASURER DIVISION - DEPARTMENT OF FINANCE

REPORT OF INVESTMENTS - NON-OPERATING FUNDS

CHILDREN & FAMILIES COMMISSION

February 29, 2012

Page 1


INVESTMENT #	TYPE	FACE VALUE	MATURITY DATE	PURCHASE DATE	BOOK VALUE	YTM 360 DAYS	YTM 365 DAYS	DESCRIPTION	MARKET VALUE
101	LA2	97,471.49	//	//	97,471.49	0.383	0.389	LOCAL AGENCY INVESTMENT FUND	97,471.49
		97,471.49			97,471.49				97,471.49

TREASURER DIVISION - DEPARTMENT OF FINANCE

REPORT OF INVESTMENTS - NON-OPERATING FUNDS

SAN RAFAEL SCHOOLS

February 29, 2012



Page 1

INVESTMENT #	TYPE	FACE VALUE	MATURITY DATE	PURCHASE DATE	BOOK VALUE	YTM 360 DAYS	YTM 365 DAYS	DESCRIPTION	MARKET VALUE
687	LA1	0.00	//	//	0.00	5.181	5.253	LOCAL AGENCY INVESTMENT FUND	0.00
746	LA1	422,214.43	//	//	422,214.43	0.383	0.389	LOCAL AGENCY INVESTMENT FUND	422,214.43
		422,214.43			422,214.43				422,214.43
AMORTIZATION & ACCRETION OF PREMIUMS & DISCOUNTS					-0-				
		422,214.43			422,214.43				422,214.43