

COUNTY OF MARIN



TREASURER

Excellent and responsive fiscal leadership.

Roy Given, CPA
DIRECTOR

January 23, 2018

Mina Martinovich, CPA
ASSISTANT DIRECTOR

Judy Arnold, President
Board of Supervisors
County of Marin

Mary Jane Burke
Superintendent of Schools
Marin County Office of Education

Marin County Schools,
Special Districts, and
MCERA

Karen Shaw
FINANCE DIVISION CHIEF

3501 Civic Center Dr. #329
San Rafael, CA 94903

P.O. Box 4925
San Rafael, CA 94913

RE: MONTHLY REPORT OF COUNTY, SCHOOLS AND DISTRICT INVESTMENTS
as of November 30, 2017.

Marin County Civic Center
3501 Civic Center Drive
Suite 209
PO Box 4220
San Rafael, CA 94913-4220
415 473 6143 T
415 473 3741 F
CRS Dial 711
www.marincounty.org/treas

Dear Investment Fund Participants:

The attached Monthly Report of County, Schools and District investments is provided for your review.

* The investments were made pursuant to Government Code Sections 53601, 53635 and comply with the County Treasurer's Statement of Investment Policy. The investment policy provides for:

- Preservation of capital through high quality investments;
- Maintenance of sufficient liquidity to meet participant operating needs; and
- A rate of return consistent with the above objectives.

* Maturities are scheduled to meet participant expenditure requirements for the next six months.

* Attached spreadsheets identify investment type, issuer, maturity date, amount invested and fair market value for each security held. Fair market values were determined by Wells Fargo Institutional Trust Services on all securities except for investments in the Local Agency Investment Fund which was valued at face value by us. Adjustments have been made for premiums, discounts and accrued interest on discount securities to make the book value and fair market value more comparable.

I trust you find this report informative. Should you have any questions do not hesitate to call me.

Respectfully submitted,

Roy Given
Director of Finance

RG: sa
Attachments


cc: Matthew Hymel, County Administrator
Marin County Treasury Oversight Committee

Requests for accommodations may be made by calling (415) 473-4381 (Voice/TTY), 711 for California Relay Service or by e-mail at disabilityaccess@marincounty.org. Copies of documents are available in alternative formats, upon request

CA-2

**TREASURER DIVISION - DEPARTMENT OF FINANCE
 REPORT OF INVESTMENTS - OPERATING FUNDS
 COUNTY OF MARIN, SCHOOLS & SPECIAL DISTRICTS**

November 30, 2017



Page 1

INVESTMENT #	TYPE	FACE VALUE	STATED RATE	MATURITY DATE	PURCHASE DATE	BOOK VALUE	YTM 360 DAYS	YTM 365 DAYS	DESCRIPTION	MARKET VALUE
142	LA1	240,424.12	2.967	//	07/01/2011	240,424.12	1.155	1.172	Local Agency Investment Fund	240,424.12
3490	LA2	0.00	5.170	//	07/01/2011	0.00	0.000	0.001	MM-DREYFUS	0.00
9149	LA2	10,036,106.72	0.040	//	07/01/2011	10,036,106.72	0.936	0.950	MM-FIDELITY Institutional Gov	10,036,106.72
4366	LA2	0.00	4.930	//	07/01/2011	0.00	0.009	0.010	NATIONS Treasury Reserves	0.00
2246	LA2	10,033,496.47	4.760	//	07/01/2011	10,033,496.47	0.907	0.920	MM-WELLS FARGO Institutional G	10,033,496.47
11768	FAD	4,426,000.00	0.825	12/01/2017	03/29/2017	4,400,947.00	0.843	0.855	Federal Home Loan Discount	4,426,000.00
11786	FAD	5,000,000.00	0.940	12/13/2017	04/17/2017	4,968,666.67	0.959	0.973	Fed Home Ln Mtg Corp Disc	4,998,050.00
11766	FAD	12,000,000.00	0.930	12/14/2017	03/27/2017	11,918,780.00	0.951	0.964	Fed Home Ln Mtg Corp Disc	11,994,960.00
11769	FAD	14,000,000.00	0.930	12/14/2017	03/29/2017	13,905,966.67	0.951	0.964	Fed Home Ln Mtg Corp Disc	13,994,120.00
11772	FAD	50,000,000.00	0.930	12/14/2017	03/31/2017	49,666,750.00	0.949	0.962	Fed Home Ln Mtg Corp Disc	49,979,000.00
11773	FAD	10,000,000.00	0.930	12/14/2017	04/03/2017	9,934,125.00	0.949	0.962	Fed Home Ln Mtg Corp Disc	9,995,800.00
11774	FAD	15,000,000.00	0.940	12/14/2017	04/04/2017	14,900,516.67	0.959	0.973	Fed Home Ln Mtg Corp Disc	14,993,700.00
11775	FAD	60,000,000.00	0.940	12/14/2017	04/06/2017	59,605,200.00	0.959	0.973	Fed Home Ln Mtg Corp Disc	59,974,800.00
11749	FAD	2,300,000.00	1.040	12/15/2017	03/14/2017	2,281,661.33	1.064	1.079	Federal Farm Credit Bank Disc	2,298,965.00
11895	MC1	650,000.00	3.500	12/15/2017	10/12/2017	650,000.00	3.452	3.500	MARIN COUNTY	650,000.00
11927	MC1	1,200,000.00	3.500	12/15/2017	11/16/2017	1,200,000.00	3.490	3.538	MARIN COUNTY	1,200,000.00
11787	FAD	3,000,000.00	0.960	12/26/2017	04/17/2017	2,979,760.00	0.980	0.993	Fed Home Ln Mtg Corp Disc	2,997,570.00
11781	FAD	3,000,000.00	0.960	12/28/2017	04/12/2017	2,979,200.00	0.980	0.993	Fed Home Ln Mtg Corp Disc	2,997,390.00
11508	FAC	5,000,000.00	0.700	12/29/2017	06/29/2016	5,000,000.00	0.690	0.700	Fed Home Ln Mtg Corp	4,998,100.00
11509	FAC	5,000,000.00	0.830	12/29/2017	06/29/2016	5,000,000.00	0.818	0.830	Fed Home Ln Mtg Corp	4,998,600.00
11841	FAD	5,000,000.00	1.080	12/29/2017	07/07/2017	4,973,750.00	1.085	1.100	Federal Home Loan Discount	4,995,500.00
11782	FAD	7,500,000.00	0.960	12/29/2017	04/12/2017	7,447,800.00	0.980	0.993	Fed Home Ln Mtg Corp Disc	7,493,250.00

INVESTMENT #	TYPE	FACE VALUE	STATED RATE	MATURITY DATE	PURCHASE DATE	BOOK VALUE	YTM 360 DAYS	YTM 365 DAYS	DESCRIPTION	MARKET VALUE
11837	FAD	3,000,000.00	1.060	01/03/2018	06/30/2017	2,983,481.67	1.089	1.104	Federal Home Loan Discount	2,996,550.00
11838	FAD	3,000,000.00	1.060	01/04/2018	06/30/2017	2,983,393.33	1.089	1.104	Federal Home Loan Discount	2,996,460.00
11839	FAD	3,000,000.00	1.060	01/05/2018	06/30/2017	2,983,305.00	1.089	1.104	Federal Home Loan Discount	2,996,370.00
11849	FAD	5,000,000.00	0.000	01/08/2018	07/31/2017	4,976,073.61	1.075	1.090	Federal Home Loan Discount	4,993,400.00
11850	FAD	3,000,000.00	1.070	01/09/2018	07/31/2017	2,985,555.00	1.075	1.090	Federal Home Loan Discount	2,995,950.00
11851	FAD	3,000,000.00	1.070	01/10/2018	07/31/2017	2,985,465.83	1.075	1.090	Federal Home Loan Discount	2,995,830.00
11855	FAD	4,500,000.00	1.070	01/11/2018	08/08/2017	4,479,135.00	1.074	1.089	Federal Home Loan Discount	4,493,610.00
11859	FAD	9,000,000.00	1.055	01/12/2018	08/16/2017	8,960,701.25	1.059	1.074	Federal Home Loan Discount	8,986,860.00
11840	FAD	5,000,000.00	0.000	01/16/2018	06/30/2017	4,970,555.56	1.088	1.103	Federal Home Loan Discount	4,992,000.00
11856	FAD	3,500,000.00	1.070	01/16/2018	08/09/2017	3,483,355.56	1.075	1.090	Federal Home Loan Discount	3,494,400.00
11860	FAD	4,000,000.00	1.090	01/17/2018	08/17/2017	3,981,470.00	1.095	1.110	Federal Farm Credit Bank Disc	3,993,480.00
11888	FAD	3,000,000.00	1.010	01/17/2018	09/27/2017	2,990,573.33	1.013	1.027	Fed Natl Mtg Assoc Disc	2,995,110.00
11921	FAD	3,500,000.00	1.100	01/17/2018	11/07/2017	3,492,406.94	1.102	1.117	Fed Natl Mtg Assoc Disc	3,494,295.00
11857	FAD	3,500,000.00	1.070	01/18/2018	08/10/2017	3,483,251.53	1.075	1.090	Federal Home Loan Discount	3,494,155.00
11861	FAD	3,500,000.00	1.050	01/19/2018	08/18/2017	3,484,279.17	1.054	1.069	Federal Home Loan Discount	3,494,050.00
11870	FAD	4,500,000.00	0.000	01/22/2018	09/05/2017	4,481,235.00	1.084	1.099	Federal Home Loan Discount	4,492,440.00
11871	FAD	4,500,000.00	0.000	01/23/2018	09/06/2017	4,481,408.75	1.074	1.089	Federal Home Loan Discount	4,491,720.00
11882	FAD	3,000,000.00	1.060	01/24/2018	09/21/2017	2,988,958.33	1.063	1.078	Federal Home Loan Discount	2,994,390.00
11886	FAD	3,000,000.00	1.045	01/25/2018	09/27/2017	2,989,550.00	1.048	1.063	Federal Home Loan Discount	2,994,270.00
11845	FAD	8,000,000.00	1.080	01/26/2018	07/18/2017	7,953,920.00	1.109	1.124	Federal Home Loan Discount	7,984,480.00
11864	FAD	5,500,000.00	1.070	01/29/2018	08/24/2017	5,474,171.39	1.075	1.089	Federal Home Loan Discount	5,488,725.00
11881	FAD	5,000,000.00	1.045	01/29/2018	09/21/2017	4,981,131.94	1.048	1.063	Federal Home Loan Discount	4,989,750.00
11879	FAD	5,500,000.00	0.000	01/30/2018	09/18/2017	5,478,504.17	1.054	1.068	Federal Home Loan Discount	5,488,560.00
11883	FAD	5,000,000.00	1.050	01/30/2018	09/22/2017	4,981,041.67	1.053	1.068	Federal Home Loan Discount	4,989,600.00
11884	FAD	5,000,000.00	1.050	01/30/2018	09/26/2017	4,981,625.00	1.053	1.068	Federal Home Loan Discount	4,989,600.00
11887	FAD	3,000,000.00	1.090	01/30/2018	09/27/2017	2,988,645.83	1.094	1.109	Federal Home Loan Discount	2,993,760.00
11865	FAD	16,500,000.00	0.000	01/31/2018	08/25/2017	16,422,023.75	1.075	1.090	Federal Home Loan Discount	16,465,020.00

INVESTMENT #	TYPE	FACE VALUE	STATED RATE	MATURITY DATE	PURCHASE DATE	BOOK VALUE	YTM 360 DAYS	YTM 365 DAYS	DESCRIPTION	MARKET VALUE
11867	FAD	4,000,000.00	1.070	01/31/2018	08/28/2017	3,981,453.33	1.074	1.089	Federal Home Loan Discount	3,991,520.00
11868	FAD	8,000,000.00	1.070	01/31/2018	08/29/2017	7,963,144.44	1.074	1.089	Federal Home Loan Discount	7,983,040.00
11897	FAD	3,000,000.00	1.080	02/01/2018	10/16/2017	2,990,280.00	1.083	1.098	Fed Natl Mtg Assoc Disc	2,993,280.00
11898	FAD	3,000,000.00	1.080	02/02/2018	10/16/2017	2,990,190.00	1.083	1.098	Fed Natl Mtg Assoc Disc	2,993,190.00
11899	FAD	3,500,000.00	1.090	02/05/2018	10/16/2017	3,488,131.11	1.093	1.108	Fed Natl Mtg Assoc Disc	3,491,670.00
11903	FAD	4,000,000.00	0.000	02/06/2018	10/23/2017	3,987,162.22	1.093	1.108	Federal Home Loan Discount	3,990,320.00
11906	FAD	5,000,000.00	0.000	02/07/2018	10/25/2017	4,983,739.58	1.118	1.134	Federal Home Loan Discount	4,987,700.00
11909	FAD	4,000,000.00	1.115	02/08/2018	10/27/2017	3,987,115.56	1.118	1.134	Fed Natl Mtg Assoc Disc	3,990,040.00
11789	FAD	8,000,000.00	0.990	02/09/2018	04/17/2017	7,934,440.00	1.011	1.025	Fed Home Ln Mtg Corp Disc	7,979,760.00
11854	FAD	7,500,000.00	1.105	02/12/2018	08/07/2017	7,456,490.63	1.135	1.151	Fed Home Ln Mtg Corp Disc	7,480,200.00
11904	FAD	3,500,000.00	1.115	02/13/2018	10/24/2017	3,487,858.89	1.118	1.134	Fed Home Ln Mtg Corp Disc	3,490,655.00
11905	FAD	3,500,000.00	1.115	02/14/2018	10/24/2017	3,487,750.49	1.118	1.134	Fed Home Ln Mtg Corp Disc	3,490,515.00
11913	FAD	4,000,000.00	1.130	02/15/2018	10/31/2017	3,986,565.56	1.133	1.149	Fed Natl Mtg Assoc Disc	3,989,040.00
11362	FAC	5,000,000.00	1.000	02/16/2018	02/16/2016	5,000,000.00	0.986	1.000	Federal Home Loan Bank	4,997,150.00
11759	FAD	5,000,000.00	1.080	02/16/2018	03/20/2017	4,950,050.00	1.104	1.119	Fed Agric Mtg Corp Discount	4,986,100.00
11900	FAD	4,000,000.00	1.100	02/20/2018	10/17/2017	3,984,600.00	1.104	1.119	Federal Home Loan Discount	3,988,320.00
11863	FAD	3,500,000.00	1.090	02/21/2018	08/22/2017	3,480,607.08	1.120	1.136	Federal Home Loan Discount	3,489,640.00
11790	FAD	8,000,000.00	1.000	02/23/2018	04/17/2017	7,930,666.67	1.021	1.035	Fed Home Ln Mtg Corp Disc	7,975,760.00
11910	FAD	6,000,000.00	0.000	02/26/2018	10/27/2017	5,977,633.33	1.104	1.119	Federal Home Loan Discount	5,981,160.00
11911	FAD	4,000,000.00	1.100	02/27/2018	10/27/2017	3,984,966.67	1.104	1.119	Federal Home Loan Discount	3,987,280.00
11780	FAD	5,000,000.00	1.090	02/28/2018	04/11/2017	4,951,101.39	1.114	1.129	Fed Agric Mtg Corp Discount	4,983,950.00
11915	FAD	10,000,000.00	0.000	02/28/2018	11/01/2017	9,961,490.28	1.169	1.185	Federal Home Loan Discount	9,967,900.00
11917	FAD	6,000,000.00	1.165	02/28/2018	11/03/2017	5,977,282.50	1.169	1.185	Federal Home Loan Discount	5,980,740.00
11752	FAD	4,000,000.00	1.040	03/01/2018	03/15/2017	3,959,440.00	1.062	1.077	Fed Home Ln Mtg Corp Disc	3,986,600.00
11754	FAD	3,000,000.00	1.020	03/02/2018	03/16/2017	2,970,165.00	1.042	1.056	Fed Home Ln Mtg Corp Disc	2,989,830.00
11914	FAD	3,000,000.00	1.110	03/05/2018	10/31/2017	2,988,437.50	1.114	1.129	Federal Home Loan Discount	2,989,500.00
11755	FAD	3,000,000.00	1.020	03/06/2018	03/16/2017	2,969,825.00	1.042	1.056	Fed Home Ln Mtg Corp Disc	2,989,380.00

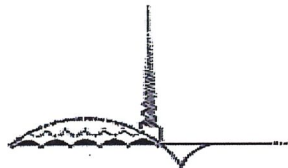
INVESTMENT #	TYPE	FACE VALUE	STATED RATE	MATURITY DATE	PURCHASE DATE	BOOK VALUE	YTM 360 DAYS	YTM 365 DAYS	DESCRIPTION	MARKET VALUE
11918	FAD	4,000,000.00	0.000	03/07/2018	11/03/2017	3,984,293.33	1.144	1.160	Federal Home Loan Discount	3,985,720.00
11928	FAD	3,000,000.00	1.220	03/08/2018	11/16/2017	2,988,613.33	1.224	1.241	Fed Natl Mtg Assoc Disc	2,989,170.00
11926	FAD	8,500,000.00	0.000	03/09/2018	11/15/2017	8,467,161.67	1.224	1.241	Federal Home Loan Discount	8,468,975.00
11925	FAD	6,000,000.00	1.200	03/12/2018	11/14/2017	5,976,400.00	1.204	1.221	Fed Natl Mtg Assoc Disc	5,977,440.00
11930	FAD	4,000,000.00	1.240	03/13/2018	11/16/2017	3,983,880.00	1.245	1.262	Fed Natl Mtg Assoc Disc	3,984,800.00
11748	FAC	5,000,000.00	1.125	03/14/2018	03/14/2017	5,000,000.00	1.109	1.125	Federal Home Loan Bank	4,996,750.00
11753	FAD	5,000,000.00	1.090	03/15/2018	03/15/2017	4,944,743.06	1.114	1.129	Federal Home Loan Discount	4,980,650.00
11929	FAD	3,000,000.00	1.270	03/16/2018	11/16/2017	2,987,300.00	1.275	1.293	Federal Home Loan Discount	2,988,270.00
11934	FAD	3,000,000.00	1.290	03/19/2018	11/20/2017	2,987,207.50	1.295	1.313	Fed Natl Mtg Assoc Disc	2,987,940.00
11935	FAD	3,000,000.00	1.290	03/20/2018	11/20/2017	2,987,100.00	1.295	1.313	Fed Natl Mtg Assoc Disc	2,987,820.00
11936	FAD	3,000,000.00	1.290	03/21/2018	11/20/2017	2,986,992.50	1.295	1.313	Fed Natl Mtg Assoc Disc	2,987,730.00
11919	FAD	3,000,000.00	1.210	03/22/2018	11/06/2017	2,986,286.67	1.215	1.232	Fed Home Ln Mtg Corp Disc	2,987,610.00
11788	FAD	8,000,000.00	0.000	03/23/2018	04/17/2017	7,922,933.33	1.042	1.056	Fed Home Ln Mtg Corp Disc	7,966,640.00
11920	FAD	8,000,000.00	1.210	03/26/2018	11/06/2017	7,962,355.56	1.215	1.232	Fed Home Ln Mtg Corp Disc	7,965,760.00
11939	FAD	3,000,000.00	1.280	03/27/2018	11/22/2017	2,986,666.67	1.285	1.303	Federal Home Loan Discount	2,987,040.00
11940	FAD	3,000,000.00	0.000	03/28/2018	11/22/2017	2,986,560.00	1.285	1.303	Federal Home Loan Discount	2,986,950.00
11791	FAD	25,000,000.00	1.020	03/29/2018	04/17/2017	24,754,916.67	1.042	1.056	Fed Home Ln Mtg Corp Disc	24,890,250.00
11889	FAD	10,000,000.00	1.150	04/16/2018	09/28/2017	9,936,111.11	1.165	1.181	Fed Home Ln Mtg Corp Disc	9,948,200.00
11891	FAD	7,000,000.00	1.170	04/16/2018	10/04/2017	6,955,865.00	1.190	1.207	Fed Home Ln Mtg Corp Disc	6,963,740.00
11893	FAD	15,000,000.00	1.190	04/16/2018	10/11/2017	14,907,279.17	1.210	1.227	Fed Home Ln Mtg Corp Disc	14,922,300.00
11896	FAD	20,000,000.00	1.190	04/16/2018	10/13/2017	19,877,694.44	1.210	1.227	Fed Home Ln Mtg Corp Disc	19,896,400.00
11902	FAD	10,000,000.00	1.210	04/16/2018	10/19/2017	9,939,836.11	1.217	1.234	Fed Home Ln Mtg Corp Disc	9,948,200.00
11907	FAD	10,000,000.00	1.220	04/16/2018	10/26/2017	9,941,711.11	1.227	1.244	Fed Home Ln Mtg Corp Disc	9,948,200.00
11916	FAD	15,000,000.00	1.225	04/16/2018	11/02/2017	14,915,781.25	1.231	1.249	Fed Home Ln Mtg Corp Disc	14,922,300.00
11947	FAD	5,000,000.00	1.300	04/17/2018	11/27/2017	4,974,541.67	1.306	1.324	Fed Home Ln Mtg Corp Disc	4,973,950.00
11944	FAD	3,000,000.00	1.300	04/18/2018	11/24/2017	2,984,291.67	1.306	1.324	Fed Home Ln Mtg Corp Disc	2,984,250.00
11793	FAC	5,000,000.00	1.250	04/19/2018	04/19/2017	5,000,000.00	1.232	1.250	Fed Agric Mrg Corp (FarmerMac)	4,994,950.00

INVESTMENT #	TYPE	FACE VALUE	STATED RATE	MATURITY DATE	PURCHASE DATE	BOOK VALUE	YTM 360 DAYS	YTM 365 DAYS	DESCRIPTION	MARKET VALUE
11941	FAD	3,500,000.00	0.000	04/19/2018	11/22/2017	3,481,582.22	1.286	1.304	Federal Home Loan Discount	3,481,485.00
11924	FAD	8,000,000.00	1.280	04/20/2018	11/13/2017	7,955,057.78	1.287	1.305	Fed Home Ln Mtg Corp Disc	7,957,360.00
11922	FAD	6,000,000.00	0.000	04/23/2018	11/08/2017	5,965,416.67	1.257	1.274	Federal Home Loan Discount	5,967,360.00
11943	FAD	3,000,000.00	1.310	04/24/2018	11/24/2017	2,983,515.83	1.317	1.335	Fed Home Ln Mtg Corp Disc	2,983,560.00
11942	FAD	3,000,000.00	1.310	04/25/2018	11/24/2017	2,983,406.67	1.317	1.335	Fed Home Ln Mtg Corp Disc	2,983,440.00
11946	FAD	7,000,000.00	1.310	04/27/2018	11/27/2017	6,961,536.94	1.317	1.335	Fed Home Ln Mtg Corp Disc	6,960,870.00
11923	FAD	20,000,000.00	1.260	04/30/2018	11/09/2017	19,879,600.00	1.267	1.285	Fed Home Ln Mtg Corp Disc	19,885,800.00
11937	FAD	3,500,000.00	1.320	04/30/2018	11/20/2017	3,479,338.33	1.327	1.346	Fed Home Ln Mtg Corp Disc	3,480,015.00
11932	FAD	4,500,000.00	1.280	05/01/2018	11/17/2017	4,473,600.00	1.287	1.305	Federal Home Loan Discount	4,473,765.00
11933	FAD	8,000,000.00	1.325	05/04/2018	11/17/2017	7,950,533.33	1.333	1.351	Fed Home Ln Mtg Corp Disc	7,952,400.00
11951	FAD	12,000,000.00	1.310	05/07/2018	11/30/2017	11,931,006.67	1.317	1.335	Fed Home Ln Mtg Corp Disc	11,927,280.00
11468	FAC	5,000,000.00	1.000	05/11/2018	05/11/2016	5,000,000.00	0.985	0.999	Fed Home Ln Mtg Corp	4,989,400.00
11473	FAC	5,000,000.00	1.000	05/18/2018	05/18/2016	5,000,000.00	0.986	1.000	Federal Home Loan Bank	4,989,300.00
11938	FAD	5,000,000.00	1.320	05/25/2018	11/21/2017	4,966,083.33	1.336	1.355	Federal Home Loan Discount	4,966,200.00
11544	FAC	5,000,000.00	1.000	06/15/2018	09/15/2016	5,000,000.00	0.984	0.998	Federal Home Loan Bank	4,982,300.00
11396	FAC	5,000,000.00	1.050	06/15/2018	03/15/2016	5,000,000.00	1.035	1.050	Fed Home Ln Mtg Corp	4,985,100.00
11765	FAC	5,000,000.00	1.180	06/27/2018	03/27/2017	5,000,000.00	1.162	1.178	Federal Farm Credit Bank	4,990,900.00
11949	FAD	15,000,000.00	1.400	06/29/2018	11/28/2017	14,875,750.00	1.422	1.441	Federal Home Loan Discount	14,876,700.00
11520	FAC	5,000,000.00	0.850	07/13/2018	07/13/2016	5,000,000.00	0.838	0.850	Fed Natl Mtg Assoc	4,975,650.00
11463	FAC	5,000,000.00	1.000	07/27/2018	04/27/2016	5,000,000.00	0.986	1.000	Fed Home Ln Mtg Corp	4,981,100.00
11524	FAC	5,000,000.00	0.875	07/27/2018	07/27/2016	5,000,000.00	0.863	0.875	Fed Natl Mtg Assoc	4,972,000.00
11948	FAD	5,000,000.00	1.540	08/20/2018	11/27/2017	4,943,105.56	1.571	1.593	Federal Farm Credit Bank Disc	4,946,850.00
11384	FAC	5,000,000.00	1.000	09/07/2018	03/07/2016	5,000,000.00	0.986	1.000	Fed Home Ln Mtg Corp	4,976,250.00
11874	MC1	48,000.00	3.500	09/15/2018	09/15/2017	48,000.00	3.452	3.500	MARIN COUNTY	48,000.00
11504	FAC	5,000,000.00	1.150	09/28/2018	06/28/2016	5,000,000.00	1.134	1.150	Fed Home Ln Mtg Corp	4,976,550.00
11570	FAC	1,300,000.00	1.070	10/18/2018	10/18/2016	1,300,000.00	1.055	1.070	Fed Home Ln Mtg Corp	1,291,134.00
11950	FAD	20,000,000.00	1.480	10/31/2018	11/29/2017	19,723,733.33	1.515	1.536	Fed Home Ln Mtg Corp Disc	19,719,800.00

INVESTMENT #	TYPE	FACE VALUE	STATED RATE	MATURITY DATE	PURCHASE DATE	BOOK VALUE	YTM 360 DAYS	YTM 365 DAYS	DESCRIPTION	MARKET VALUE
11808	FAC	5,000,000.00	1.200	11/15/2018	05/15/2017	5,000,000.00	1.183	1.200	Federal Home Loan Bank	4,976,900.00
11271	FAC	5,000,000.00	1.150	11/19/2018	11/19/2015	5,000,000.00	1.134	1.150	Fed Natl Mtg Assoc	4,979,950.00
11945	FAC	5,000,000.00	1.600	11/27/2018	11/27/2017	4,997,485.00	1.628	1.650	Federal Farm Credit Bank	4,998,650.00
11622	FAC	5,000,000.00	1.050	11/28/2018	11/28/2016	5,000,000.00	1.035	1.050	Fed Home Ln Mtg Corp	4,960,700.00
11624	FAC	5,000,000.00	1.010	11/30/2018	11/30/2016	5,000,000.00	0.996	1.010	Fed Home Ln Mtg Corp	4,964,450.00
11667	FAC	5,000,000.00	1.200	12/14/2018	12/14/2016	5,000,000.00	1.183	1.200	Fed Home Ln Mtg Corp	4,958,900.00
11675	FAC	5,000,000.00	1.200	12/21/2018	12/21/2016	5,000,000.00	1.183	1.200	Fed Home Ln Mtg Corp	4,972,350.00
11710	FAC	5,000,000.00	1.000	01/25/2019	01/25/2017	5,000,000.00	1.414	1.433	Fed Home Ln Mtg Corp	4,987,900.00
11522	FAC	5,000,000.00	1.000	01/25/2019	07/25/2016	5,000,000.00	0.986	1.000	Fed Natl Mtg Assoc	4,952,850.00
11539	FAC	5,000,000.00	1.000	02/28/2019	08/30/2016	5,000,000.00	0.986	1.000	Federal Home Loan Bank	4,954,300.00
11750	FAC	5,000,000.00	1.375	03/15/2019	03/15/2017	5,000,000.00	1.356	1.375	Fed Home Ln Mtg Corp	4,969,400.00
11834	FAC	5,000,000.00	1.375	03/29/2019	06/29/2017	5,000,000.00	1.356	1.375	Federal Home Loan Bank	4,971,500.00
11555	FAC	5,000,000.00	1.125	03/29/2019	09/29/2016	5,000,000.00	1.109	1.125	Fed Home Ln Mtg Corp	4,941,650.00
11799	FAC	5,000,000.00	1.410	04/26/2019	04/26/2017	5,000,000.00	1.390	1.410	Fed Home Ln Mtg Corp	4,971,450.00
11602	FAC	5,000,000.00	1.100	05/15/2019	11/15/2016	5,000,000.00	1.084	1.100	Fed Home Ln Mtg Corp	5,003,050.00
11813	FAC	5,000,000.00	1.400	05/24/2019	05/24/2017	5,000,000.00	1.380	1.400	Federal Home Loan Bank	4,973,700.00
11823	FAC	5,000,000.00	1.400	06/14/2019	06/14/2017	5,000,000.00	1.380	1.400	Fed Home Ln Mtg Corp	4,965,100.00
11830	FAC	5,000,000.00	1.450	06/28/2019	06/28/2017	5,000,000.00	1.430	1.450	Federal Home Loan Bank	4,964,200.00
10800	RRP	99,159.53	3.500	07/01/2019	07/01/2014	99,159.53	3.452	3.500	MARIN COUNTY	99,159.53
11711	FAC	5,000,000.00	1.500	07/26/2019	01/26/2017	5,000,000.00	1.479	1.500	Fed Home Ln Mtg Corp	4,971,650.00
11848	FAC	5,000,000.00	1.530	07/26/2019	07/26/2017	5,000,000.00	1.509	1.530	Fed Home Ln Mtg Corp	4,974,900.00
11523	FAC	5,000,000.00	0.750	07/26/2019	07/26/2016	5,000,000.00	1.227	1.244	Fed Natl Mtg Assoc	4,964,200.00
11530	FAC	5,000,000.00	1.250	08/15/2019	08/15/2016	5,000,000.00	1.232	1.250	Fed Home Ln Mtg Corp	4,950,900.00
11862	FAC	5,000,000.00	1.500	08/22/2019	08/22/2017	5,000,000.00	1.479	1.500	Federal Home Loan Bank	4,965,000.00
11816	FAC	5,000,000.00	1.500	08/30/2019	05/30/2017	5,000,000.00	1.479	1.500	Fed Home Ln Mtg Corp	4,961,700.00
11542	FAC	5,000,000.00	1.125	09/09/2019	09/09/2016	4,995,000.00	1.143	1.159	Fed Natl Mtg Assoc	4,933,300.00
11873	FAC	5,000,000.00	1.375	09/12/2019	09/12/2017	5,000,000.00	1.356	1.375	Federal Farm Credit Bank	4,960,200.00

INVESTMENT #	TYPE	FACE VALUE	STATED RATE	MATURITY DATE	PURCHASE DATE	BOOK VALUE	YTM 360 DAYS	YTM 365 DAYS	DESCRIPTION	MARKET VALUE
11875	MC1	46,000.00	3.500	09/15/2019	09/15/2017	46,000.00	3.452	3.500	MARIN COUNTY	46,000.00
11546	FAC	5,000,000.00	0.850	09/16/2019	09/16/2016	5,000,000.00	1.568	1.590	Fed Home Ln Mtg Corp	4,981,850.00
11764	FAC	5,000,000.00	1.250	09/27/2019	03/27/2017	5,000,000.00	1.672	1.696	Federal Home Loan Bank	4,991,600.00
11771	FAC	5,000,000.00	1.570	09/27/2019	03/30/2017	5,000,000.00	1.548	1.570	Fed Home Ln Mtg Corp	4,975,550.00
11558	FAC	5,000,000.00	1.000	09/30/2019	09/30/2016	5,000,000.00	1.593	1.616	Fed Home Ln Mtg Corp	4,986,400.00
11577	FAC	3,035,000.00	0.750	10/24/2019	10/24/2016	3,035,000.00	1.130	1.145	Fed Home Ln Mtg Corp	3,023,679.45
11584	FAC	5,000,000.00	1.300	10/25/2019	10/28/2016	5,000,000.00	1.282	1.300	Fed Home Ln Mtg Corp	4,941,850.00
11579	FAC	5,000,000.00	1.200	10/25/2019	10/25/2016	5,000,000.00	1.183	1.200	Fed Natl Mtg Assoc	4,915,850.00
11912	FAC	5,000,000.00	1.650	10/30/2019	10/30/2017	5,000,000.00	1.627	1.650	Fed Home Ln Mtg Corp	4,977,550.00
11885	FAC	5,000,000.00	1.520	12/27/2019	09/27/2017	4,998,750.00	0.900	0.913	Federal Home Loan Bank	4,953,650.00
11685	FAC	3,000,000.00	1.100	12/27/2019	12/27/2016	3,000,000.00	1.832	1.858	Fed Natl Mtg Assoc	2,998,920.00
11690	FAC	5,000,000.00	1.500	12/30/2019	12/30/2016	5,000,000.00	1.479	1.500	Fed Home Ln Mtg Corp	4,954,250.00
11691	FAC	5,000,000.00	1.250	12/30/2019	12/30/2016	5,000,000.00	1.617	1.639	Fed Home Ln Mtg Corp	4,973,650.00
11835	FAC	5,000,000.00	1.250	06/29/2020	06/29/2017	5,000,000.00	1.842	1.868	Federal Home Loan Bank	4,992,100.00
11858	FAC	5,000,000.00	1.685	08/14/2020	08/15/2017	5,000,234.03	1.381	1.400	Federal Home Loan Bank	4,945,950.00
11866	FAC	5,000,000.00	1.800	08/28/2020	08/28/2017	5,000,000.00	1.775	1.800	Federal Home Loan Bank	4,966,850.00
11876	MC1	44,000.00	3.500	09/14/2020	09/15/2017	44,000.00	3.452	3.500	MARIN COUNTY	44,000.00
11880	FAC	5,000,000.00	1.800	09/21/2020	09/21/2017	5,000,000.00	1.775	1.800	Fed Home Ln Mtg Corp	4,960,750.00
11890	FAC	5,000,000.00	1.500	09/29/2020	09/29/2017	5,000,000.00	1.862	1.888	Fed Home Ln Mtg Corp	4,974,550.00
11908	FAC	5,000,000.00	1.850	10/27/2020	10/27/2017	5,000,000.00	1.824	1.850	Fed Natl Mtg Assoc	4,968,400.00
11931	FAC	4,700,000.00	1.500	11/17/2020	11/17/2017	4,700,000.00	2.128	2.157	Fed Home Ln Mtg Corp	4,695,112.00
11877	MC1	42,000.00	3.560	09/15/2021	09/15/2017	42,000.00	3.511	3.560	MARIN COUNTY	42,000.00
11738	RRP	816,144.00	4.500	02/28/2022	03/01/2017	816,144.00	4.438	4.500	MARIN COUNTY	816,144.00
11869	RRP	2,300,000.00	4.500	09/01/2022	09/01/2017	2,300,000.00	4.438	4.500	MARIN COUNTY	2,300,000.00
11878	MC1	40,000.00	3.648	09/15/2022	09/15/2017	40,000.00	3.598	3.648	MARIN COUNTY	40,000.00

1,078,356,330.84	1,073,700,517.53	1,074,272,146.29
AMORTIZATION & ACCRETION OF PREMIUMS & DISCOUNTS	332.92	ACCRUED INTEREST DISCOUNT INVESTMENTS
1,078,356,330.84	1,073,700,850.45	1,074,272,146.29



TREASURER DIVISION - DEPARTMENT OF FINANCE
PORTFOLIO SUMMARY REPORT - OPERATING FUNDS
COUNTY OF MARIN, SCHOOLS & SPECIAL DISTRICTS
November 30, 2017

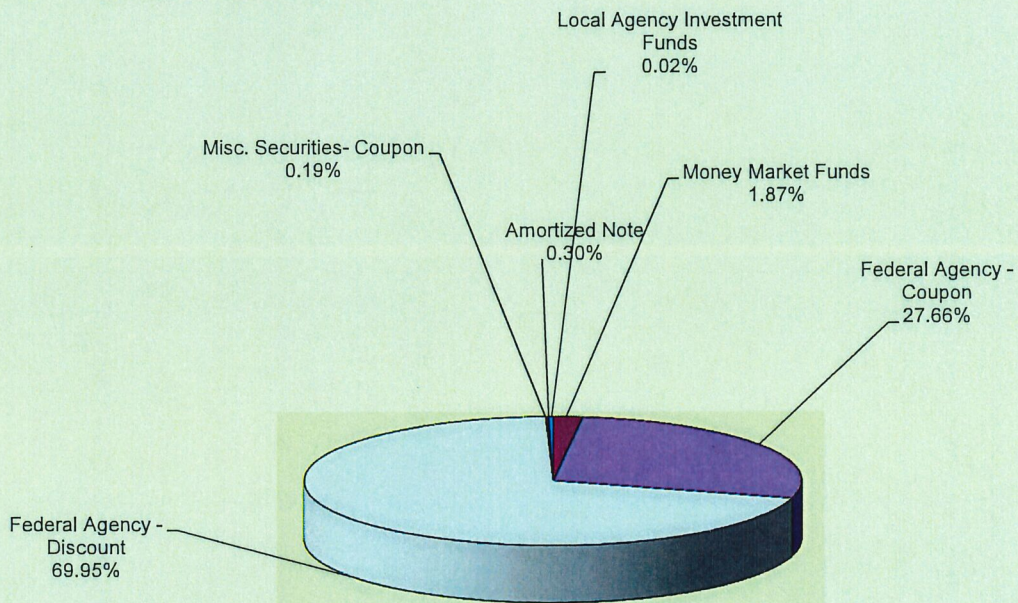
DESCRIPTION	ENDING BALANCE November 30, 2017	AVERAGE BALANCE November 30, 2017	WEIGHTED AVERAGE DAYS TO MATURITY	ANNUALIZED YIELD November 30, 2017	YIELD November 30, 2017
LOCAL AGENCY INVESTMENT FUNDS	\$240,424.12	\$240,424.12	1	1.172	1.172
MONEY MARKET FUNDS	\$20,069,603.19	\$20,069,603.19	1	0.936	0.935
FEDERAL AGENCY ISSUES - COUPON	\$297,026,469.03	\$301,857,095.30	515	1.254	1.313
FEDERAL AGENCY ISSUES - DISCOUNT	\$751,078,717.66	\$686,352,591.41	87	1.086	1.140
TREASURY SECURITIES - COUPON					
TREASURY SECURITIES - DISCOUNT					
MISC SECURITIES - COUPON	\$2,070,000.00	\$1,470,000.00	117	3.518	3.526
AMORTIZED NOTE	\$3,215,303.53	\$3,215,303.53	1,652	3.956	4.469
TOTALS & AVERAGES	\$1,073,700,517.53	\$1,013,205,017.55	208	1.146%	1.198%

The Local Agency Investment Funds is an open ended account and is not included in the total weighted days to maturity.

**Treasurer Division - Department of Finance
Portfolio Yield Report - Operating Funds
County of Marin, Schools & Special Districts
November 30, 2017**

INVESTMENT HOLDINGS	BOOK VALUE	11/30/17
Local Agency Investment Funds	\$240,424.12	1.172%
Money Market Funds	\$20,069,603.19	0.935%
Federal Agency - Coupon	\$297,026,469.03	1.313%
Federal Agency - Discount	\$751,078,717.66	1.140%
Misc. Securities- Coupon	\$2,070,000.00	3.526%
Amortized Note	\$3,215,303.53	4.469%
TOTAL	\$1,073,700,517.53	1.198%

PORTFOLIO ALLOCATION

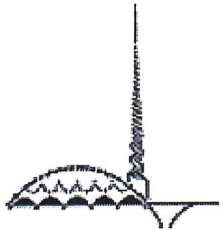


TREASURER DIVISION - DEPARTMENT OF FINANCE

REPORT OF INVESTMENTS - NON-OPERATING FUNDS


CHILDREN & FAMILIES COMMISSION

November 30, 2017



Page 1

INVESTMENT #	TYPE	FACE VALUE	MATURITY DATE	PURCHASE DATE	BOOK VALUE	YTM 360 DAYS	YTM 365 DAYS	DESCRIPTION	MARKET VALUE
101	LA2	99,861.02	//	//	99,861.02	1.155	1.172	LOCAL AGENCY INVESTMENT FUND	99,861.02
		99,861.02			99,861.02				99,861.02



TREASURER DIVISION - DEPARTMENT OF FINANCE

REPORT OF INVESTMENTS - NON-OPERATING FUNDS

SAN RAFAEL SCHOOLS

November 30, 2017

Page 1

INVESTMENT #	TYPE	FACE VALUE	MATURITY DATE	PURCHASE DATE	BOOK VALUE	YTM 360 DAYS	YTM 365 DAYS	DESCRIPTION	MARKET VALUE
687	LA1	0.00	//	//	0.00	5.181	5.253	LOCAL AGENCY INVESTMENT FUND	0.00
746	LA1	432,565.06	//	//	432,565.06	1.155	1.172	LOCAL AGENCY INVESTMENT FUND	432,565.06
		432,565.06			432,565.06				432,565.06
								AMORTIZATION & ACCRETION OF PREMIUMS & DISCOUNTS	
					-0-				
		432,565.06			432,565.06				432,565.06