

TREASURER

Excellent and responsive fiscal leadership.



Roy Given, CPA
DIRECTOR

December 12, 2017

Mina Martinovich, CPA
ASSISTANT DIRECTOR

Judy Arnold, President
Board of Supervisors
County of Marin
3501 Civic Center Dr. #329
San Rafael, CA 94903

Mary Jane Burke
Superintendent of Schools
Marin County Office of Education
P.O. Box 4925
San Rafael, CA 94913

Marin County Schools,
Special Districts, and
MCERA

Karen Shaw
FINANCE DIVISION CHIEF

RE: MONTHLY REPORT OF COUNTY, SCHOOLS AND DISTRICT INVESTMENTS
as of October 31, 2017.

Marin County Civic Center
3501 Civic Center Drive
Suite 209
PO Box 4220
San Rafael, CA 94913-4220
415 473 6143 T
415 473 3741 F
CRS Dial 711
www.marincounty.org/treas

Dear Investment Fund Participants:

The attached Monthly Report of County, Schools and District investments is provided for your review.

* The investments were made pursuant to Government Code Sections 53601, 53635 and comply with the County Treasurer's Statement of Investment Policy. The investment policy provides for:

- Preservation of capital through high quality investments;
- Maintenance of sufficient liquidity to meet participant operating needs; and
- A rate of return consistent with the above objectives.

* Maturities are scheduled to meet participant expenditure requirements for the next six months.

* Attached spreadsheets identify investment type, issuer, maturity date, amount invested and fair market value for each security held. Fair market values were determined by Wells Fargo Institutional Trust Services on all securities except for investments in the Local Agency Investment Fund which was valued at face value by us. Adjustments have been made for premiums, discounts and accrued interest on discount securities to make the book value and fair market value more comparable.

I trust you find this report informative. Should you have any questions do not hesitate to call me.

Respectfully submitted,

Roy Given
Director of Finance

RG: sa
Attachments

cc: Matthew Hymel, County Administrator
Marin County Treasury Oversight Committee

CH 5a

**TREASURER DIVISION - DEPARTMENT OF FINANCE
 REPORT OF INVESTMENTS - OPERATING FUNDS
 COUNTY OF MARIN, SCHOOLS & SPECIAL DISTRICTS**

October 31, 2017

Page 1

INVESTMENT #	TYPE	FACE VALUE	STATED RATE	MATURITY DATE	PURCHASE DATE	BOOK VALUE	YTM 360 DAYS	YTM 365 DAYS	DESCRIPTION	MARKET VALUE
142	LA1	240,424.12	2.967	/ /	07/01/2011	240,424.12	1.127	1.143	Local Agency Investment Fund	240,424.12
3490	LA2	0.00	5.170	/ /	07/01/2011	0.00	0.000	0.001	MM-DREYFUS	0.00
9149	LA2	10,028,280.76	0.040	/ /	07/01/2011	10,028,280.76	0.907	0.920	MM-FIDELITY Institutional Gov	10,028,280.76
4366	LA2	0.00	4.930	/ /	07/01/2011	0.00	0.009	0.010	NATIONS Treasury Reserves	0.00
2246	LA2	10,025,980.06	4.760	/ /	07/01/2011	10,025,980.06	0.867	0.880	MM-WELLS FARGO Institutional G	10,025,980.06
11819	FAD	3,500,000.00	0.000	11/01/2017	06/02/2017	3,485,370.00	0.994	1.007	Federal Home Loan Discount	3,500,000.00
11824	FAD	3,000,000.00	1.030	11/02/2017	06/19/2017	2,988,326.67	1.034	1.048	Federal Home Loan Discount	2,999,910.00
11829	FAD	5,000,000.00	1.050	11/02/2017	06/26/2017	4,981,187.50	1.053	1.068	Federal Home Loan Discount	4,999,850.00
11831	FAD	5,000,000.00	1.030	11/03/2017	06/28/2017	4,981,688.89	1.033	1.048	Federal Home Loan Discount	4,999,700.00
11803	FAD	7,000,000.00	0.900	11/06/2017	04/28/2017	6,966,400.00	0.919	0.931	Fed Home Ln Mtg Corp Disc	6,999,020.00
11822	FAD	5,500,000.00	0.000	11/07/2017	06/12/2017	5,476,484.44	1.044	1.058	Fed Home Ln Mtg Corp Disc	5,499,065.00
11820	FAD	3,500,000.00	1.030	11/08/2017	06/08/2017	3,484,678.75	1.034	1.048	Fed Home Ln Mtg Corp Disc	3,499,300.00
11821	FAD	3,500,000.00	1.030	11/09/2017	06/09/2017	3,484,678.75	1.034	1.048	Fed Home Ln Mtg Corp Disc	3,499,230.00
11724	FAD	6,000,000.00	0.780	11/13/2017	02/14/2017	5,964,640.00	0.792	0.803	Fed Agric Mtg Corp Discount	5,997,960.00
11825	FAD	3,000,000.00	1.075	11/14/2017	06/19/2017	2,986,741.67	1.079	1.094	Fed Home Ln Mtg Corp Disc	2,998,920.00
11836	FAD	2,000,000.00	0.000	11/15/2017	06/30/2017	1,992,180.00	1.024	1.038	Federal Home Loan Discount	1,999,220.00
11832	FAD	3,000,000.00	1.030	11/16/2017	06/28/2017	2,987,897.50	1.034	1.048	Federal Home Loan Discount	2,998,740.00
11833	FAD	8,000,000.00	1.030	11/17/2017	06/28/2017	7,967,497.78	1.034	1.048	Federal Home Loan Discount	7,996,400.00
11846	FAD	6,500,000.00	1.070	11/20/2017	07/19/2017	6,476,043.89	1.073	1.088	Federal Home Loan Discount	6,496,555.00
11847	FAD	3,500,000.00	1.090	11/21/2017	07/21/2017	3,486,965.42	1.094	1.109	Federal Home Loan Discount	3,498,040.00
11853	FAD	3,500,000.00	0.000	11/22/2017	08/03/2017	3,488,668.75	1.053	1.068	Federal Home Loan Discount	3,497,935.00
11281	FAC	5,000,000.00	0.900	11/24/2017	11/24/2015	4,996,250.00	0.925	0.937	Fed Home Ln Mtg Corp	4,999,350.00

INVESTMENT #	TYPE	FACE VALUE	STATED RATE	MATURITY DATE	PURCHASE DATE	BOOK VALUE	YTM 360 DAYS	YTM 365 DAYS	DESCRIPTION	MARKET VALUE
11284	FAC	5,000,000.00	0.850	11/24/2017	11/24/2015	5,000,000.00	0.336	0.341	Fed Home Ln Mtg Corp	4,999,200.00
11751	FAD	7,000,000.00	1.050	11/29/2017	03/15/2017	6,947,120.83	1.075	1.090	Federal Farm Credit Bank Disc	6,994,470.00
11894	FAD	10,000,000.00	1.015	11/30/2017	10/12/2017	9,986,184.72	1.016	1.030	Federal Home Loan Discount	9,991,900.00
11901	FAD	10,000,000.00	0.970	11/30/2017	10/18/2017	9,988,413.89	0.971	0.984	Fed Natl Mtg Assoc Disc	9,991,900.00
11768	FAD	4,426,000.00	0.825	12/01/2017	03/29/2017	4,400,947.00	0.843	0.855	Federal Home Loan Discount	4,422,149.38
11786	FAD	5,000,000.00	0.940	12/13/2017	04/17/2017	4,968,666.67	0.959	0.973	Fed Home Ln Mtg Corp Disc	4,993,950.00
11766	FAD	12,000,000.00	0.930	12/14/2017	03/27/2017	11,918,780.00	0.951	0.964	Fed Home Ln Mtg Corp Disc	11,985,120.00
11769	FAD	14,000,000.00	0.930	12/14/2017	03/29/2017	13,905,966.67	0.951	0.964	Fed Home Ln Mtg Corp Disc	13,982,640.00
11772	FAD	50,000,000.00	0.930	12/14/2017	03/31/2017	49,666,750.00	0.949	0.962	Fed Home Ln Mtg Corp Disc	49,938,000.00
11773	FAD	10,000,000.00	0.930	12/14/2017	04/03/2017	9,934,125.00	0.949	0.962	Fed Home Ln Mtg Corp Disc	9,987,600.00
11774	FAD	15,000,000.00	0.940	12/14/2017	04/04/2017	14,900,516.67	0.959	0.973	Fed Home Ln Mtg Corp Disc	14,981,400.00
11775	FAD	60,000,000.00	0.940	12/14/2017	04/06/2017	59,605,200.00	0.959	0.973	Fed Home Ln Mtg Corp Disc	59,925,600.00
11749	FAD	2,300,000.00	1.040	12/15/2017	03/14/2017	2,281,661.33	1.064	1.079	Federal Farm Credit Bank Disc	2,297,079.00
11895	MC1	650,000.00	3.500	12/15/2017	10/12/2017	650,000.00	3.452	3.500	MARIN COUNTY	650,000.00
11787	FAD	3,000,000.00	0.960	12/26/2017	04/17/2017	2,979,760.00	0.980	0.993	Fed Home Ln Mtg Corp Disc	2,995,230.00
11781	FAD	3,000,000.00	0.960	12/28/2017	04/12/2017	2,979,200.00	0.980	0.993	Fed Home Ln Mtg Corp Disc	2,995,050.00
11508	FAC	5,000,000.00	0.700	12/29/2017	06/29/2016	5,000,000.00	0.690	0.700	Fed Home Ln Mtg Corp	4,995,250.00
11509	FAC	5,000,000.00	0.830	12/29/2017	06/29/2016	5,000,000.00	0.818	0.830	Fed Home Ln Mtg Corp	4,996,350.00
11841	FAD	5,000,000.00	1.080	12/29/2017	07/07/2017	4,973,750.00	1.085	1.100	Federal Home Loan Discount	4,991,600.00
11782	FAD	7,500,000.00	0.960	12/29/2017	04/12/2017	7,447,800.00	0.980	0.993	Fed Home Ln Mtg Corp Disc	7,487,400.00
11837	FAD	3,000,000.00	1.060	01/03/2018	06/30/2017	2,983,481.67	1.089	1.104	Federal Home Loan Discount	2,994,120.00
11838	FAD	3,000,000.00	1.060	01/04/2018	06/30/2017	2,983,393.33	1.089	1.104	Federal Home Loan Discount	2,994,030.00
11839	FAD	3,000,000.00	1.060	01/05/2018	06/30/2017	2,983,305.00	1.089	1.104	Federal Home Loan Discount	2,993,940.00
11849	FAD	5,000,000.00	0.000	01/08/2018	07/31/2017	4,976,073.61	1.075	1.090	Federal Home Loan Discount	4,989,400.00
11850	FAD	3,000,000.00	1.070	01/09/2018	07/31/2017	2,985,555.00	1.075	1.090	Federal Home Loan Discount	2,993,550.00
11851	FAD	3,000,000.00	1.070	01/10/2018	07/31/2017	2,985,465.83	1.075	1.090	Federal Home Loan Discount	2,993,460.00
11855	FAD	4,500,000.00	1.070	01/11/2018	08/08/2017	4,479,135.00	1.074	1.089	Federal Home Loan Discount	4,490,055.00

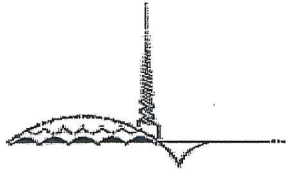
INVESTMENT #	TYPE	FACE VALUE	STATED RATE	MATURITY DATE	PURCHASE DATE	BOOK VALUE	YTM 360 DAYS	YTM 365 DAYS	DESCRIPTION	MARKET VALUE
11859	FAD	9,000,000.00	1.055	01/12/2018	08/16/2017	8,960,701.25	1.059	1.074	Federal Home Loan Discount	8,979,840.00
11840	FAD	5,000,000.00	0.000	01/16/2018	06/30/2017	4,970,555.56	1.088	1.103	Federal Home Loan Discount	4,988,200.00
11856	FAD	3,500,000.00	1.070	01/16/2018	08/09/2017	3,483,355.56	1.075	1.090	Federal Home Loan Discount	3,491,740.00
11860	FAD	4,000,000.00	1.090	01/17/2018	08/17/2017	3,981,470.00	1.095	1.110	Federal Farm Credit Bank Disc	3,990,400.00
11888	FAD	3,000,000.00	1.010	01/17/2018	09/27/2017	2,990,573.33	1.013	1.027	Fed Natl Mtg Assoc Disc	2,992,800.00
11857	FAD	3,500,000.00	1.070	01/18/2018	08/10/2017	3,483,251.53	1.075	1.090	Federal Home Loan Discount	3,491,495.00
11861	FAD	3,500,000.00	1.050	01/19/2018	08/18/2017	3,484,279.17	1.054	1.069	Federal Home Loan Discount	3,491,390.00
11870	FAD	4,500,000.00	0.000	01/22/2018	09/05/2017	4,481,235.00	1.084	1.099	Federal Home Loan Discount	4,488,525.00
11871	FAD	4,500,000.00	0.000	01/23/2018	09/06/2017	4,481,408.75	1.074	1.089	Federal Home Loan Discount	4,488,390.00
11882	FAD	3,000,000.00	1.060	01/24/2018	09/21/2017	2,988,958.33	1.063	1.078	Federal Home Loan Discount	2,992,170.00
11886	FAD	3,000,000.00	1.045	01/25/2018	09/27/2017	2,989,550.00	1.048	1.063	Federal Home Loan Discount	2,992,080.00
11845	FAD	8,000,000.00	1.080	01/26/2018	07/18/2017	7,953,920.00	1.109	1.124	Federal Home Loan Discount	7,978,560.00
11864	FAD	5,500,000.00	1.070	01/29/2018	08/24/2017	5,474,171.39	1.075	1.089	Federal Home Loan Discount	5,484,765.00
11881	FAD	5,000,000.00	1.045	01/29/2018	09/21/2017	4,981,131.94	1.048	1.063	Federal Home Loan Discount	4,986,150.00
11879	FAD	5,500,000.00	0.000	01/30/2018	09/18/2017	5,478,504.17	1.054	1.068	Federal Home Loan Discount	5,484,600.00
11883	FAD	5,000,000.00	1.050	01/30/2018	09/22/2017	4,981,041.67	1.053	1.068	Federal Home Loan Discount	4,986,000.00
11884	FAD	5,000,000.00	1.050	01/30/2018	09/26/2017	4,981,625.00	1.053	1.068	Federal Home Loan Discount	4,986,000.00
11887	FAD	3,000,000.00	1.090	01/30/2018	09/27/2017	2,988,645.83	1.094	1.109	Federal Home Loan Discount	2,991,600.00
11865	FAD	16,500,000.00	0.000	01/31/2018	08/25/2017	16,422,023.75	1.075	1.090	Federal Home Loan Discount	16,453,305.00
11867	FAD	4,000,000.00	1.070	01/31/2018	08/28/2017	3,981,453.33	1.074	1.089	Federal Home Loan Discount	3,988,680.00
11868	FAD	8,000,000.00	1.070	01/31/2018	08/29/2017	7,963,144.44	1.074	1.089	Federal Home Loan Discount	7,977,360.00
11897	FAD	3,000,000.00	1.080	02/01/2018	10/16/2017	2,990,280.00	1.083	1.098	Fed Natl Mtg Assoc Disc	2,991,270.00
11898	FAD	3,000,000.00	1.080	02/02/2018	10/16/2017	2,990,190.00	1.083	1.098	Fed Natl Mtg Assoc Disc	2,991,180.00
11899	FAD	3,500,000.00	1.090	02/05/2018	10/16/2017	3,488,131.11	1.093	1.108	Fed Natl Mtg Assoc Disc	3,489,360.00
11903	FAD	4,000,000.00	0.000	02/06/2018	10/23/2017	3,987,162.22	1.093	1.108	Federal Home Loan Discount	3,987,720.00
11906	FAD	5,000,000.00	0.000	02/07/2018	10/25/2017	4,983,739.58	1.118	1.134	Federal Home Loan Discount	4,984,500.00
11909	FAD	4,000,000.00	1.115	02/08/2018	10/27/2017	3,987,115.56	1.118	1.134	Fed Natl Mtg Assoc Disc	3,987,480.00

INVESTMENT #	TYPE	FACE VALUE	STATED RATE	MATURITY DATE	PURCHASE DATE	BOOK VALUE	YTM 360 DAYS	YTM 365 DAYS	DESCRIPTION	MARKET VALUE
11789	FAD	8,000,000.00	0.990	02/09/2018	04/17/2017	7,934,440.00	1.011	1.025	Fed Home Ln Mtg Corp Disc	7,974,640.00
11854	FAD	7,500,000.00	1.105	02/12/2018	08/07/2017	7,456,490.63	1.135	1.151	Fed Home Ln Mtg Corp Disc	7,475,550.00
11904	FAD	3,500,000.00	1.115	02/13/2018	10/24/2017	3,487,858.89	1.118	1.134	Fed Home Ln Mtg Corp Disc	3,488,485.00
11905	FAD	3,500,000.00	1.115	02/14/2018	10/24/2017	3,487,750.49	1.118	1.134	Fed Home Ln Mtg Corp Disc	3,488,380.00
11913	FAD	4,000,000.00	1.130	02/15/2018	10/31/2017	3,986,565.56	1.133	1.149	Fed Natl Mtg Assoc Disc	3,986,572.00
11362	FAC	5,000,000.00	1.000	02/16/2018	02/16/2016	5,000,000.00	0.986	1.000	Federal Home Loan Bank	4,997,050.00
11759	FAD	5,000,000.00	1.080	02/16/2018	03/20/2017	4,950,050.00	1.104	1.119	Fed Agric Mtg Corp Discount	4,983,050.00
11900	FAD	4,000,000.00	1.100	02/20/2018	10/17/2017	3,984,600.00	1.104	1.119	Federal Home Loan Discount	3,985,960.00
11863	FAD	3,500,000.00	1.090	02/21/2018	08/22/2017	3,480,607.08	1.120	1.136	Federal Home Loan Discount	3,487,575.00
11790	FAD	8,000,000.00	1.000	02/23/2018	04/17/2017	7,930,666.67	1.021	1.035	Fed Home Ln Mtg Corp Disc	7,971,120.00
11910	FAD	6,000,000.00	0.000	02/26/2018	10/27/2017	5,977,633.33	1.104	1.119	Federal Home Loan Discount	5,977,800.00
11911	FAD	4,000,000.00	1.100	02/27/2018	10/27/2017	3,984,966.67	1.104	1.119	Federal Home Loan Discount	3,985,040.00
11780	FAD	5,000,000.00	1.090	02/28/2018	04/11/2017	4,951,101.39	1.114	1.129	Fed Agric Mtg Corp Discount	4,981,150.00
11752	FAD	4,000,000.00	1.040	03/01/2018	03/15/2017	3,959,440.00	1.062	1.077	Fed Home Ln Mtg Corp Disc	3,984,520.00
11754	FAD	3,000,000.00	1.020	03/02/2018	03/16/2017	2,970,165.00	1.042	1.056	Fed Home Ln Mtg Corp Disc	2,988,300.00
11914	FAD	3,000,000.00	1.110	03/05/2018	10/31/2017	2,988,437.50	1.114	1.129	Federal Home Loan Discount	2,988,012.00
11755	FAD	3,000,000.00	1.020	03/06/2018	03/16/2017	2,969,825.00	1.042	1.056	Fed Home Ln Mtg Corp Disc	2,987,910.00
11748	FAC	5,000,000.00	1.125	03/14/2018	03/14/2017	5,000,000.00	1.109	1.125	Federal Home Loan Bank	4,997,500.00
11753	FAD	5,000,000.00	1.090	03/15/2018	03/15/2017	4,944,743.06	1.114	1.129	Federal Home Loan Discount	4,978,400.00
11788	FAD	8,000,000.00	0.000	03/23/2018	04/17/2017	7,922,933.33	1.042	1.056	Fed Home Ln Mtg Corp Disc	7,963,360.00
11791	FAD	25,000,000.00	1.020	03/29/2018	04/17/2017	24,754,916.67	1.042	1.056	Fed Home Ln Mtg Corp Disc	24,880,750.00
11889	FAD	10,000,000.00	1.150	04/16/2018	09/28/2017	9,936,111.11	1.165	1.181	Fed Home Ln Mtg Corp Disc	9,942,400.00
11891	FAD	7,000,000.00	1.170	04/16/2018	10/04/2017	6,955,865.00	1.190	1.207	Fed Home Ln Mtg Corp Disc	6,959,680.00
11893	FAD	15,000,000.00	1.190	04/16/2018	10/11/2017	14,907,279.17	1.210	1.227	Fed Home Ln Mtg Corp Disc	14,913,600.00
11896	FAD	20,000,000.00	1.190	04/16/2018	10/13/2017	19,877,694.44	1.210	1.227	Fed Home Ln Mtg Corp Disc	19,884,800.00
11902	FAD	10,000,000.00	1.210	04/16/2018	10/19/2017	9,939,836.11	1.217	1.234	Fed Home Ln Mtg Corp Disc	9,942,400.00
11907	FAD	10,000,000.00	1.220	04/16/2018	10/26/2017	9,941,711.11	1.227	1.244	Fed Home Ln Mtg Corp Disc	9,942,400.00

INVESTMENT #	TYPE	FACE VALUE	STATED RATE	MATURITY DATE	PURCHASE DATE	BOOK VALUE	YTM 360 DAYS	YTM 365 DAYS	DESCRIPTION	MARKET VALUE
11793	FAC	5,000,000.00	1.250	04/19/2018	04/19/2017	5,000,000.00	1.232	1.250	Fed Agric Mrg Corp (FarmerMac)	4,995,950.00
11468	FAC	5,000,000.00	1.000	05/11/2018	05/11/2016	5,000,000.00	0.985	0.999	Fed Home Ln Mtg Corp	4,990,550.00
11473	FAC	5,000,000.00	1.000	05/18/2018	05/18/2016	5,000,000.00	0.986	1.000	Federal Home Loan Bank	4,990,800.00
11477	FAC	5,000,000.00	0.750	05/25/2018	05/25/2016	5,000,000.00	1.228	1.245	Fed Home Ln Mtg Corp	4,998,450.00
11544	FAC	5,000,000.00	1.000	06/15/2018	09/15/2016	5,000,000.00	0.984	0.998	Federal Home Loan Bank	4,984,550.00
11396	FAC	5,000,000.00	1.050	06/15/2018	03/15/2016	5,000,000.00	1.035	1.050	Fed Home Ln Mtg Corp	4,987,800.00
11765	FAC	5,000,000.00	1.180	06/27/2018	03/27/2017	5,000,000.00	1.162	1.178	Federal Farm Credit Bank	4,995,700.00
11520	FAC	5,000,000.00	0.850	07/13/2018	07/13/2016	5,000,000.00	0.838	0.850	Fed Natl Mtg Assoc	4,977,900.00
11463	FAC	5,000,000.00	1.000	07/27/2018	04/27/2016	5,000,000.00	0.986	1.000	Fed Home Ln Mtg Corp	4,983,500.00
11524	FAC	5,000,000.00	0.875	07/27/2018	07/27/2016	5,000,000.00	0.863	0.875	Fed Natl Mtg Assoc	4,979,100.00
11384	FAC	5,000,000.00	1.000	09/07/2018	03/07/2016	5,000,000.00	0.986	1.000	Fed Home Ln Mtg Corp	4,984,700.00
11874	MC1	48,000.00	3.500	09/15/2018	09/15/2017	48,000.00	3.452	3.500	MARIN COUNTY	48,000.00
11504	FAC	5,000,000.00	1.150	09/28/2018	06/28/2016	5,000,000.00	1.134	1.150	Fed Home Ln Mtg Corp	4,981,300.00
11570	FAC	1,300,000.00	1.070	10/18/2018	10/18/2016	1,300,000.00	1.055	1.070	Fed Home Ln Mtg Corp	1,292,252.00
11808	FAC	5,000,000.00	1.200	11/15/2018	05/15/2017	5,000,000.00	1.183	1.200	Federal Home Loan Bank	4,983,100.00
11271	FAC	5,000,000.00	1.150	11/19/2018	11/19/2015	5,000,000.00	1.134	1.150	Fed Natl Mtg Assoc	4,986,400.00
11622	FAC	5,000,000.00	1.050	11/28/2018	11/28/2016	5,000,000.00	1.035	1.050	Fed Home Ln Mtg Corp	4,966,950.00
11624	FAC	5,000,000.00	1.010	11/30/2018	11/30/2016	5,000,000.00	0.996	1.010	Fed Home Ln Mtg Corp	4,969,950.00
11667	FAC	5,000,000.00	1.200	12/14/2018	12/14/2016	5,000,000.00	1.183	1.200	Fed Home Ln Mtg Corp	4,964,000.00
11675	FAC	5,000,000.00	1.200	12/21/2018	12/21/2016	5,000,000.00	1.183	1.200	Fed Home Ln Mtg Corp	4,979,450.00
11710	FAC	5,000,000.00	1.000	01/25/2019	01/25/2017	5,000,000.00	1.414	1.433	Fed Home Ln Mtg Corp	4,991,450.00
11522	FAC	5,000,000.00	1.000	01/25/2019	07/25/2016	5,000,000.00	0.986	1.000	Fed Natl Mtg Assoc	4,960,500.00
11539	FAC	5,000,000.00	1.000	02/28/2019	08/30/2016	5,000,000.00	0.986	1.000	Federal Home Loan Bank	4,962,100.00
11750	FAC	5,000,000.00	1.375	03/15/2019	03/15/2017	5,000,000.00	1.356	1.375	Fed Home Ln Mtg Corp	4,979,700.00
11834	FAC	5,000,000.00	1.375	03/29/2019	06/29/2017	5,000,000.00	1.356	1.375	Federal Home Loan Bank	4,982,300.00
11555	FAC	5,000,000.00	1.125	03/29/2019	09/29/2016	5,000,000.00	1.109	1.125	Fed Home Ln Mtg Corp	4,950,600.00
11799	FAC	5,000,000.00	1.410	04/26/2019	04/26/2017	5,000,000.00	1.390	1.410	Fed Home Ln Mtg Corp	4,983,450.00

INVESTMENT #	TYPE	FACE VALUE	STATED RATE	MATURITY DATE	PURCHASE DATE	BOOK VALUE	YTM 360 DAYS	YTM 365 DAYS	DESCRIPTION	MARKET VALUE
11602	FAC	5,000,000.00	1.100	05/15/2019	11/15/2016	5,000,000.00	1.084	1.100	Fed Home Ln Mtg Corp	5,000,900.00
11813	FAC	5,000,000.00	1.400	05/24/2019	05/24/2017	5,000,000.00	1.380	1.400	Federal Home Loan Bank	4,980,550.00
11823	FAC	5,000,000.00	1.400	06/14/2019	06/14/2017	5,000,000.00	1.380	1.400	Fed Home Ln Mtg Corp	4,977,550.00
11830	FAC	5,000,000.00	1.450	06/28/2019	06/28/2017	5,000,000.00	1.430	1.450	Federal Home Loan Bank	4,977,000.00
10800	RRP	99,159.53	3.500	07/01/2019	07/01/2014	99,159.53	3.452	3.500	MARIN COUNTY	99,159.53
11711	FAC	5,000,000.00	1.500	07/26/2019	01/26/2017	5,000,000.00	1.479	1.500	Fed Home Ln Mtg Corp	4,985,600.00
11848	FAC	5,000,000.00	1.530	07/26/2019	07/26/2017	5,000,000.00	1.509	1.530	Fed Home Ln Mtg Corp	4,989,050.00
11523	FAC	5,000,000.00	0.750	07/26/2019	07/26/2016	5,000,000.00	1.227	1.244	Fed Natl Mtg Assoc	4,968,650.00
11530	FAC	5,000,000.00	1.250	08/15/2019	08/15/2016	5,000,000.00	1.232	1.250	Fed Home Ln Mtg Corp	4,965,400.00
11862	FAC	5,000,000.00	1.500	08/22/2019	08/22/2017	5,000,000.00	1.479	1.500	Federal Home Loan Bank	4,979,300.00
11816	FAC	5,000,000.00	1.500	08/30/2019	05/30/2017	5,000,000.00	1.479	1.500	Fed Home Ln Mtg Corp	4,976,050.00
11542	FAC	5,000,000.00	1.125	09/09/2019	09/09/2016	4,995,000.00	1.143	1.159	Fed Natl Mtg Assoc	4,943,150.00
11873	FAC	5,000,000.00	1.375	09/12/2019	09/12/2017	5,000,000.00	1.356	1.375	Federal Farm Credit Bank	4,973,150.00
11875	MC1	46,000.00	3.500	09/15/2019	09/15/2017	46,000.00	3.452	3.500	MARIN COUNTY	46,000.00
11546	FAC	5,000,000.00	0.850	09/16/2019	09/16/2016	5,000,000.00	1.568	1.590	Fed Home Ln Mtg Corp	4,982,800.00
11764	FAC	5,000,000.00	1.250	09/27/2019	03/27/2017	5,000,000.00	1.672	1.696	Federal Home Loan Bank	4,993,200.00
11771	FAC	5,000,000.00	1.570	09/27/2019	03/30/2017	5,000,000.00	1.548	1.570	Fed Home Ln Mtg Corp	4,991,350.00
11558	FAC	5,000,000.00	1.000	09/30/2019	09/30/2016	5,000,000.00	1.593	1.616	Fed Home Ln Mtg Corp	4,992,650.00
11577	FAC	3,035,000.00	0.750	10/24/2019	10/24/2016	3,035,000.00	1.130	1.145	Fed Home Ln Mtg Corp	3,028,292.65
11584	FAC	5,000,000.00	1.300	10/25/2019	10/28/2016	5,000,000.00	1.282	1.300	Fed Home Ln Mtg Corp	4,956,850.00
11579	FAC	5,000,000.00	1.200	10/25/2019	10/25/2016	5,000,000.00	1.183	1.200	Fed Natl Mtg Assoc	4,929,700.00
11912	FAC	5,000,000.00	1.650	10/30/2019	10/30/2017	5,000,000.00	1.627	1.650	Fed Home Ln Mtg Corp	4,990,050.00
11885	FAC	5,000,000.00	1.520	12/27/2019	09/27/2017	4,998,750.00	0.900	0.913	Federal Home Loan Bank	4,970,900.00
11685	FAC	3,000,000.00	1.100	12/27/2019	12/27/2016	3,000,000.00	1.832	1.858	Fed Natl Mtg Assoc	2,998,620.00
11690	FAC	5,000,000.00	1.500	12/30/2019	12/30/2016	5,000,000.00	1.479	1.500	Fed Home Ln Mtg Corp	4,971,500.00
11691	FAC	5,000,000.00	1.250	12/30/2019	12/30/2016	5,000,000.00	1.617	1.639	Fed Home Ln Mtg Corp	4,983,350.00
11835	FAC	5,000,000.00	1.250	06/29/2020	06/29/2017	5,000,000.00	1.842	1.868	Federal Home Loan Bank	4,995,500.00

INVESTMENT #	TYPE	FACE VALUE	STATED RATE	MATURITY DATE	PURCHASE DATE	BOOK VALUE	YTM 360 DAYS	YTM 365 DAYS	DESCRIPTION	MARKET VALUE
11858	FAC	5,000,000.00	1.685	08/14/2020	08/15/2017	5,000,234.03	1.381	1.400	Federal Home Loan Bank	4,966,450.00
11866	FAC	5,000,000.00	1.800	08/28/2020	08/28/2017	5,000,000.00	1.775	1.800	Federal Home Loan Bank	4,988,350.00
11876	MC1	44,000.00	3.500	09/14/2020	09/15/2017	44,000.00	3.452	3.500	MARIN COUNTY	44,000.00
11880	FAC	5,000,000.00	1.800	09/21/2020	09/21/2017	5,000,000.00	1.775	1.800	Fed Home Ln Mtg Corp	4,982,550.00
11890	FAC	5,000,000.00	1.500	09/29/2020	09/29/2017	5,000,000.00	1.862	1.888	Fed Home Ln Mtg Corp	4,987,700.00
11908	FAC	5,000,000.00	1.850	10/27/2020	10/27/2017	5,000,000.00	1.824	1.850	Fed Natl Mtg Assoc	5,000,050.00
11877	MC1	42,000.00	3.560	09/15/2021	09/15/2017	42,000.00	3.511	3.560	MARIN COUNTY	42,000.00
11738	RRP	816,144.00	4.500	02/28/2022	03/01/2017	816,144.00	4.438	4.500	MARIN COUNTY	816,144.00
11869	RRP	2,300,000.00	4.500	09/01/2022	09/01/2017	2,300,000.00	4.438	4.500	MARIN COUNTY	2,300,000.00
11878	MC1	40,000.00	3.648	09/15/2022	09/15/2017	40,000.00	3.598	3.648	MARIN COUNTY	40,000.00
		960,440,988.47					956,775,231.41			957,760,305.50
AMORTIZATION & ACCRETION OF PREMIUMS & DISCOUNTS						404.03			ACCRUED INTEREST DISCOUNT INVESTMENTS	
		960,440,988.47					956,775,635.44			957,760,305.50



TREASURER DIVISION - DEPARTMENT OF FINANCE
 PORTFOLIO SUMMARY REPORT - OPERATING FUNDS
 COUNTY OF MARIN, SCHOOLS & SPECIAL DISTRICTS
 October 31, 2017

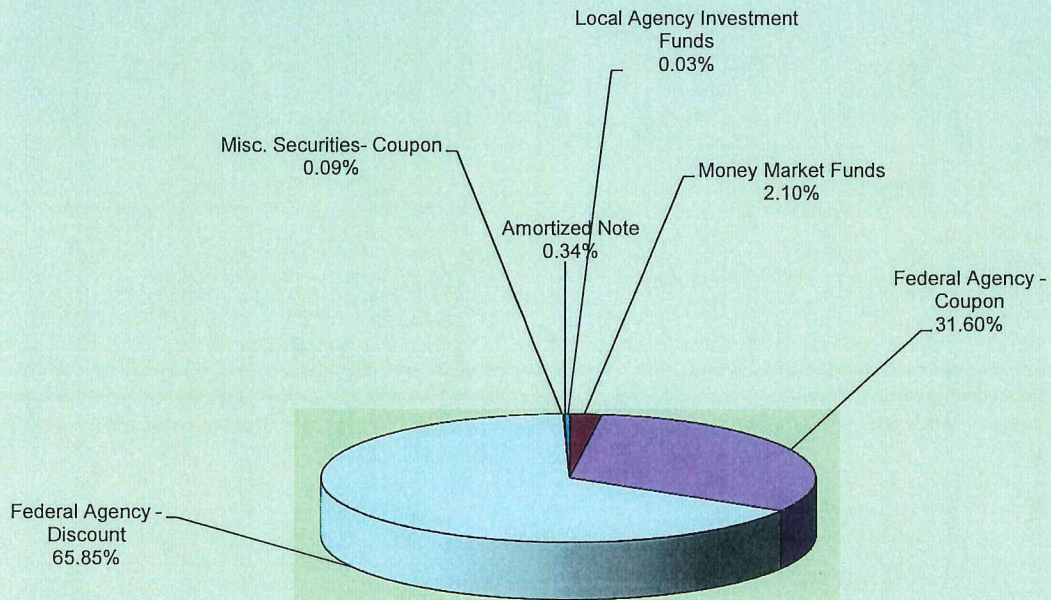
DESCRIPTION	ENDING BALANCE October 31, 2017	AVERAGE BALANCE October 31, 2017	WEIGHTED AVERAGE DAYS TO MATURITY	ANNUALIZED YIELD October 31, 2017	YIELD October 31, 2017
LOCAL AGENCY INVESTMENT FUNDS	\$240,424.12	\$240,172.91	1	1.143	1.143
MONEY MARKET FUNDS	\$20,054,260.82	\$20,053,814.79	1	0.901	0.900
FEDERAL AGENCY ISSUES - COUPON	\$302,325,234.03	\$299,264,437.53	516	1.182	1.271
FEDERAL AGENCY ISSUES - DISCOUNT	\$630,070,008.91	\$614,214,387.42	77	1.031	1.060
TREASURY SECURITIES - COUPON					
TREASURY SECURITIES - DISCOUNT					
MISC SECURITIES - COUPON	\$870,000.00	\$639,354.84	290	3.513	3.510
AMORTIZED NOTE	\$3,215,303.53	\$3,215,303.53	1,826	3.956	4.469
TOTALS & AVERAGES	\$956,775,231.41	\$937,627,471.02	220	1.088%	1.137%


The Local Agency Investment Funds is an open ended account and is not included in the total weighted days to maturity.

**Treasurer Division - Department of Finance
 Portfolio Yield Report - Operating Funds
 County of Marin, Schools & Special Districts
 October 31, 2017**

INVESTMENT HOLDINGS	BOOK VALUE	10/31/17
Local Agency Investment Funds	\$240,424.12	1.143%
Money Market Funds	\$20,054,260.82	0.900%
Federal Agency - Coupon	\$302,325,234.03	1.271%
Federal Agency - Discount	\$630,070,008.91	1.060%
Misc. Securities- Coupon	\$870,000.00	3.510%
Amortized Note	\$3,215,303.53	4.469%
TOTAL	\$956,775,231.41	1.137%

PORTFOLIO ALLOCATION



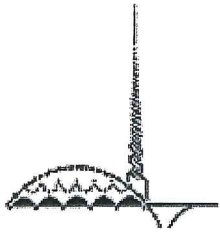


TREASURER DIVISION - DEPARTMENT OF FINANCE
REPORT OF INVESTMENTS - NON-OPERATING FUNDS
CHILDREN & FAMILIES COMMISSION

October 31, 2017

Page 1

INVESTMENT #	TYPE	FACE VALUE	MATURITY DATE	PURCHASE DATE	BOOK VALUE	YTM 360 DAYS	YTM 365 DAYS	DESCRIPTION	MARKET VALUE
101	LA2	99,861.02	//	//	99,861.02	1.127	1.143	LOCAL AGENCY INVESTMENT FUND	99,861.02
		99,861.02			99,861.02				99,861.02



TREASURER DIVISION - DEPARTMENT OF FINANCE

REPORT OF INVESTMENTS - NON-OPERATING FUNDS

SAN RAFAEL SCHOOLS

October 31, 2017

Page 1

INVESTMENT #	TYPE	FACE VALUE	MATURITY DATE	PURCHASE DATE	BOOK VALUE	YTM 360 DAYS	YTM 365 DAYS	DESCRIPTION	MARKET VALUE
687	LA1	0.00	//	//	0.00	5.181	5.253	LOCAL AGENCY INVESTMENT FUND	0.00
746	LA1	432,565.06	//	//	432,565.06	1.127	1.143	LOCAL AGENCY INVESTMENT FUND	432,565.06
		432,565.06			432,565.06				432,565.06
AMORTIZATION & ACCRETION OF PREMIUMS & DISCOUNTS					-0-				
		432,565.06			432,565.06				432,565.06