

DIVISION OF THE DEPARTMENT OF FINANCE  
**TREASURER**

Excellent and responsive fiscal leadership.



Roy Given, CPA  
DIRECTOR

August 2, 2016

Mina Martinovich, CPA  
ASSISTANT DIRECTOR

Steve Kinsey, President  
Board of Supervisors  
County of Marin  
3501 Civic Center Dr. #329  
San Rafael, CA 94903

Mary Jane Burke  
Superintendent of Schools  
Marin County Office of Education  
P.O. Box 4925  
San Rafael, CA 94913

Marin County Schools,  
Special Districts, and  
MCERA

Karen Shaw  
FINANCE DIVISION CHIEF

RE: MONTHLY REPORT OF COUNTY, SCHOOLS AND DISTRICT INVESTMENTS  
as of June 30, 2016.

Marin County Civic Center  
3501 Civic Center Drive  
Suite 209  
PO Box 4220  
San Rafael, CA 94913-4220  
415 473 6143 T  
415 473 3741 F  
CRS Dial 711  
www.marincounty.org/treas

Dear Investment Fund Participants:

The attached Monthly Report of County, Schools and District investments is provided for your review.

\* The investments were made pursuant to Government Code Sections 53601, 53635 and comply with the County Treasurer's Statement of Investment Policy. The investment policy provides for:

- Preservation of capital through high quality investments;
- Maintenance of sufficient liquidity to meet participant operating needs; and
- A rate of return consistent with the above objectives.

\* Maturities are scheduled to meet participant expenditure requirements for the next six months.

\* Attached spreadsheets identify investment type, issuer, maturity date, amount invested and fair market value for each security held. Fair market values were determined by Wells Fargo Institutional Trust Services on all securities except for investments in the Local Agency Investment Fund which was valued at face value by us. Adjustments have been made for premiums, discounts and accrued interest on discount securities to make the book value and fair market value more comparable.

I trust you find this report informative. Should you have any questions do not hesitate to call me.

Respectfully submitted,

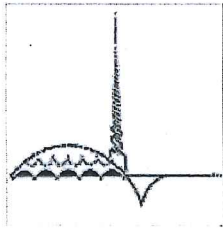
Roy Given  
Director of Finance

RG: mg  
Attachments

cc: Matthew Hymel, County Administrator  
Marin County Treasury Oversight Committee

Requests for accommodations may be made by calling (415) 473-4381 (Voice/TTY), 711 for California Relay Service or by e-mail at disabilityaccess@marincounty.org. Copies of documents are available in alternative formats, upon request.

CA-3a



**TREASURER DIVISION - DEPARTMENT OF FINANCE**  
**REPORT OF INVESTMENTS - OPERATING FUNDS**  
**COUNTY OF MARIN, SCHOOLS & SPECIAL DISTRICTS**

June 30, 2016

Page 1

INVESTMENT #	TYPE	FACE VALUE	STATED RATE	MATURITY DATE	PURCHASE DATE	BOOK VALUE	YTM 360 DAYS	YTM 365 DAYS	DESCRIPTION	MARKET VALUE
142	LA1	237,676.46	2.967	//	07/01/2011	237,676.46	0.568	0.576	Local Agency Investment Fund	237,676.46
3490	LA2	0.00	5.170	//	07/01/2011	0.00	0.000	0.001	MM-DREYFUS	0.00
9149	LA2	10,019,846.29	0.040	//	07/01/2011	10,019,846.29	0.039	0.040	MM-FIDELITY Institutional Gov	10,019,846.29
4366	LA2	0.00	4.930	//	07/01/2011	0.00	0.009	0.010	NATIONS Treasury Reserves	0.00
2246	LA2	10,009,257.18	4.760	//	07/01/2011	10,009,257.18	0.207	0.210	MM-WELLS FARGO Institutional G	10,009,257.18
11390	FAD	8,000,000.00	0.360	07/01/2016	03/10/2016	7,990,960.00	0.360	0.365	Federal Home Loan Discount	8,000,000.00
11395	FAD	4,000,000.00	0.350	07/06/2016	03/14/2016	3,995,566.67	0.350	0.355	Federal Home Loan Discount	3,999,920.00
11403	FAD	3,000,000.00	0.350	07/07/2016	03/18/2016	2,996,762.50	0.350	0.355	Federal Home Loan Discount	2,999,910.00
11397	FAD	5,500,000.00	0.390	07/08/2016	03/15/2016	5,493,147.92	0.390	0.395	Federal Home Loan Discount	5,499,835.00
11404	FAD	3,000,000.00	0.350	07/11/2016	03/18/2016	2,996,645.83	0.350	0.355	Federal Home Loan Discount	2,999,850.00
11408	FAD	3,000,000.00	0.000	07/12/2016	03/21/2016	2,996,704.17	0.350	0.355	Federal Home Loan Discount	2,999,850.00
11409	FAD	3,000,000.00	0.000	07/13/2016	03/23/2016	2,996,733.33	0.350	0.355	Federal Home Loan Discount	2,999,820.00
11417	FAD	3,000,000.00	0.000	07/14/2016	03/28/2016	2,997,300.00	0.300	0.304	Federal Home Loan Discount	2,999,820.00
11389	FAD	8,000,000.00	0.360	07/15/2016	03/10/2016	7,989,840.00	0.360	0.365	Federal Home Loan Discount	7,999,440.00
11399	FAD	3,000,000.00	0.000	07/18/2016	03/17/2016	2,996,105.00	0.380	0.385	Federal Home Loan Discount	2,999,760.00
11405	FAD	3,000,000.00	0.360	07/18/2016	03/18/2016	2,996,340.00	0.360	0.365	Federal Home Loan Discount	2,999,760.00
11400	FAD	3,000,000.00	0.380	07/19/2016	03/17/2016	2,996,073.33	0.380	0.385	Federal Home Loan Discount	2,999,760.00
11407	FAD	2,000,000.00	0.000	07/20/2016	03/21/2016	1,997,580.00	0.360	0.365	Federal Home Loan Discount	1,999,820.00
11401	FAD	3,000,000.00	0.380	07/21/2016	03/17/2016	2,996,010.00	0.380	0.385	Federal Home Loan Discount	2,999,730.00
11402	FAD	3,000,000.00	0.380	07/22/2016	03/17/2016	2,995,978.33	0.380	0.385	Federal Home Loan Discount	2,999,700.00
11385	FAD	4,000,000.00	0.370	07/25/2016	03/08/2016	3,994,285.56	0.370	0.375	Fed Natl Mtg Assoc Disc	3,999,560.00
11393	FAD	4,000,000.00	0.000	07/26/2016	03/11/2016	3,994,520.00	0.360	0.365	Federal Home Loan Discount	3,999,520.00

INVESTMENT #	TYPE	FACE VALUE	STATED RATE	MATURITY DATE	PURCHASE DATE	BOOK VALUE	YTM 360 DAYS	YTM 365 DAYS	DESCRIPTION	MARKET VALUE
11351	FAD	20,000,000.00	0.000	07/28/2016	01/27/2016	19,954,250.00	0.456	0.462	Fed Home Ln Mtg Corp Disc	19,997,400.00
11382	FAD	12,000,000.00	0.390	07/28/2016	03/03/2016	11,980,890.00	0.390	0.396	Fed Natl Mtg Assoc Disc	11,998,440.00
11388	FAD	14,000,000.00	0.370	07/28/2016	03/10/2016	13,979,855.56	0.370	0.375	Fed Natl Mtg Assoc Disc	13,998,180.00
11391	FAD	14,000,000.00	0.370	07/29/2016	03/10/2016	13,979,711.67	0.370	0.375	Fed Natl Mtg Assoc Disc	13,998,180.00
11418	FAD	6,000,000.00	0.000	08/01/2016	03/28/2016	5,992,650.00	0.350	0.355	Fed Natl Mtg Assoc Disc	5,998,740.00
11419	FAD	4,000,000.00	0.000	08/02/2016	03/28/2016	3,995,061.11	0.350	0.355	Fed Natl Mtg Assoc Disc	3,999,120.00
11420	FAD	3,000,000.00	0.350	08/03/2016	03/28/2016	2,996,266.67	0.350	0.355	Fed Natl Mtg Assoc Disc	2,999,310.00
11421	FAD	3,000,000.00	0.350	08/04/2016	03/28/2016	2,996,237.50	0.350	0.355	Fed Natl Mtg Assoc Disc	2,999,280.00
11430	FAD	4,000,000.00	0.300	08/05/2016	04/01/2016	3,995,800.00	0.300	0.304	Fed Natl Mtg Assoc Disc	3,999,040.00
11410	FAD	3,000,000.00	0.000	08/08/2016	03/23/2016	2,995,170.00	0.420	0.426	Federal Home Loan Discount	2,999,220.00
11412	FAD	3,000,000.00	0.420	08/09/2016	03/23/2016	2,995,135.00	0.420	0.426	Federal Home Loan Discount	2,999,190.00
11422	FAD	3,000,000.00	0.000	08/10/2016	03/28/2016	2,996,062.50	0.350	0.355	Fed Natl Mtg Assoc Disc	2,999,160.00
11411	FAD	3,000,000.00	0.420	08/11/2016	03/23/2016	2,995,065.00	0.420	0.426	Federal Home Loan Discount	2,999,160.00
11413	FAD	8,000,000.00	0.000	08/12/2016	03/24/2016	7,988,720.00	0.360	0.365	Federal Home Loan Discount	7,997,680.00
11414	FAD	5,000,000.00	0.000	08/15/2016	03/24/2016	4,992,800.00	0.360	0.365	Federal Home Loan Discount	4,998,450.00
11437	FAD	2,000,000.00	0.300	08/15/2016	04/07/2016	1,997,833.33	0.300	0.304	Federal Home Loan Discount	1,999,380.00
11424	FAD	3,000,000.00	0.000	08/16/2016	03/29/2016	2,995,800.00	0.360	0.365	Fed Natl Mtg Assoc Disc	2,999,040.00
11443	FAD	2,000,000.00	0.000	08/17/2016	04/11/2016	1,997,866.67	0.300	0.304	Federal Home Loan Discount	1,999,340.00
11427	FAD	3,000,000.00	0.000	08/18/2016	03/31/2016	2,996,150.00	0.330	0.335	Fed Natl Mtg Assoc Disc	2,999,010.00
11428	FAD	3,000,000.00	0.000	08/19/2016	03/31/2016	2,996,122.50	0.330	0.335	Fed Natl Mtg Assoc Disc	2,998,980.00
11431	FAD	3,000,000.00	0.310	08/22/2016	04/01/2016	2,996,305.83	0.310	0.314	Fed Natl Mtg Assoc Disc	2,998,920.00
11432	FAD	3,000,000.00	0.310	08/23/2016	04/01/2016	2,996,280.00	0.310	0.314	Fed Natl Mtg Assoc Disc	2,998,890.00
11436	FAD	4,000,000.00	0.300	08/24/2016	04/06/2016	3,995,333.33	0.300	0.304	Federal Home Loan Discount	3,998,520.00
11442	FAD	4,000,000.00	0.000	08/25/2016	04/11/2016	3,995,466.67	0.300	0.304	Federal Home Loan Discount	3,998,480.00
11415	FAD	6,000,000.00	0.360	08/26/2016	03/24/2016	5,990,700.00	0.360	0.365	Federal Home Loan Discount	5,997,660.00
11429	FAD	3,500,000.00	0.000	08/29/2016	03/31/2016	3,495,008.61	0.340	0.345	Fed Natl Mtg Assoc Disc	3,498,565.00
11426	FAD	4,300,000.00	0.350	08/30/2016	03/30/2016	4,293,603.75	0.350	0.355	Fed Natl Mtg Assoc Disc	4,298,194.00



INVESTMENT #	TYPE	FACE VALUE	STATED RATE	MATURITY DATE	PURCHASE DATE	BOOK VALUE	YTM 360 DAYS	YTM 365 DAYS	DESCRIPTION	MARKET VALUE
11438	FAD	16,000,000.00	0.000	08/31/2016	04/07/2016	15,981,831.11	0.280	0.284	Fed Natl Mtg Assoc Disc	15,993,280.00
11470	FAD	3,500,000.00	0.300	09/01/2016	05/13/2016	3,496,762.50	0.300	0.304	Federal Home Loan Discount	3,498,320.00
11445	FAD	4,000,000.00	0.320	09/02/2016	04/12/2016	3,994,915.56	0.320	0.324	Fed Natl Mtg Assoc Disc	3,998,040.00
11466	FAD	4,000,000.00	0.270	09/06/2016	05/03/2016	3,996,220.00	0.270	0.274	Fed Natl Mtg Assoc Disc	3,997,920.00
11467	FAD	3,000,000.00	0.335	09/07/2016	05/05/2016	2,996,510.42	0.335	0.340	Federal Home Loan Discount	2,998,410.00
11471	FAD	4,000,000.00	0.320	09/08/2016	05/16/2016	3,995,911.11	0.320	0.324	Fed Home Ln Mtg Corp Disc	3,997,840.00
11446	FAD	8,000,000.00	0.320	09/09/2016	04/12/2016	7,989,333.33	0.320	0.324	Fed Home Ln Mtg Corp Disc	7,995,680.00
11449	FAD	6,000,000.00	0.320	09/12/2016	04/13/2016	5,991,893.33	0.320	0.324	Fed Natl Mtg Assoc Disc	5,996,580.00
11475	FAD	4,500,000.00	0.000	09/13/2016	05/20/2016	4,494,200.00	0.400	0.406	Federal Home Loan Discount	4,497,390.00
11476	FAD	3,000,000.00	0.000	09/14/2016	05/24/2016	2,996,657.08	0.355	0.360	Fed Natl Mtg Assoc Disc	2,998,260.00
11469	FAD	5,000,000.00	0.330	09/15/2016	05/12/2016	4,994,225.00	0.330	0.334	Federal Home Loan Discount	4,997,050.00
11480	FAD	4,000,000.00	0.400	09/16/2016	05/26/2016	3,994,977.78	0.400	0.406	Federal Home Loan Discount	3,997,600.00
11465	FAD	5,000,000.00	0.290	09/19/2016	05/02/2016	4,994,361.11	0.290	0.294	Fed Natl Mtg Assoc Disc	4,996,900.00
11482	FAD	3,000,000.00	0.390	09/20/2016	05/27/2016	2,996,230.00	0.390	0.395	Federal Home Loan Discount	2,998,110.00
11478	FAD	4,000,000.00	0.450	09/21/2016	05/25/2016	3,994,050.00	0.450	0.456	Federal Home Loan Discount	3,997,440.00
11483	FAD	3,000,000.00	0.390	09/22/2016	05/27/2016	2,996,165.00	0.390	0.395	Federal Home Loan Discount	2,998,050.00
11447	FAD	6,000,000.00	0.330	09/23/2016	04/12/2016	5,990,980.00	0.330	0.335	Fed Natl Mtg Assoc Disc	5,996,100.00
11450	FAD	6,000,000.00	0.330	09/26/2016	04/13/2016	5,990,870.00	0.330	0.335	Fed Natl Mtg Assoc Disc	5,995,920.00
11472	FAD	4,000,000.00	0.000	09/27/2016	05/17/2016	3,994,532.22	0.370	0.375	Federal Home Loan Discount	3,997,280.00
11484	FAD	4,000,000.00	0.390	09/29/2016	05/27/2016	3,994,583.33	0.390	0.395	Federal Home Loan Discount	3,997,200.00
11481	FAD	4,000,000.00	0.390	09/29/2016	05/26/2016	3,994,540.00	0.390	0.395	Fed Natl Mtg Assoc Disc	3,997,200.00
11454	FAD	25,000,000.00	0.430	09/30/2016	04/14/2016	24,949,534.72	0.430	0.436	Federal Home Loan Discount	24,982,250.00
11489	FAD	3,000,000.00	0.400	09/30/2016	06/13/2016	2,996,366.67	0.400	0.406	Federal Home Loan Discount	2,997,870.00
11485	FAD	4,000,000.00	0.510	10/03/2016	05/31/2016	3,992,916.67	0.510	0.518	Federal Home Loan Discount	3,996,240.00
11488	FAD	3,200,000.00	0.340	10/04/2016	06/09/2016	3,196,464.00	0.340	0.345	Federal Home Loan Discount	3,196,960.00
11493	FAD	4,300,000.00	0.000	10/05/2016	06/16/2016	4,295,492.17	0.340	0.345	Federal Home Loan Discount	4,295,872.00
11498	FAD	4,000,000.00	0.330	10/06/2016	06/24/2016	3,996,186.67	0.330	0.334	Federal Home Loan Discount	3,996,120.00

INVESTMENT #	TYPE	FACE VALUE	STATED RATE	MATURITY DATE	PURCHASE DATE	BOOK VALUE	YTM 360 DAYS	YTM 365 DAYS	DESCRIPTION	MARKET VALUE
11451	FAD	5,000,000.00	0.435	10/07/2016	04/13/2016	4,989,306.25	0.435	0.441	Federal Home Loan Discount	4,995,100.00
11444	FAD	10,000,000.00	0.340	10/07/2016	04/11/2016	9,983,094.44	0.340	0.345	Fed Natl Mtg Assoc Disc	9,990,200.00
11490	FAD	4,500,000.00	0.340	10/11/2016	06/14/2016	4,494,942.50	0.340	0.345	Fed Natl Mtg Assoc Disc	4,495,410.00
11499	FAD	3,000,000.00	0.000	10/12/2016	06/24/2016	2,996,975.00	0.330	0.334	Federal Home Loan Discount	2,996,910.00
11500	FAD	3,000,000.00	0.330	10/13/2016	06/24/2016	2,996,947.50	0.330	0.334	Federal Home Loan Discount	2,996,880.00
11501	FAD	3,000,000.00	0.240	10/14/2016	06/27/2016	2,997,820.00	0.240	0.243	Fed Natl Mtg Assoc Disc	2,996,850.00
11486	FAD	4,500,000.00	0.000	10/17/2016	06/02/2016	4,491,437.50	0.500	0.507	Federal Home Loan Discount	4,495,140.00
11496	FAD	4,000,000.00	0.290	10/18/2016	06/23/2016	3,996,230.00	0.290	0.294	Fed Natl Mtg Assoc Disc	3,995,640.00
11502	FAD	3,000,000.00	0.000	10/19/2016	06/27/2016	2,997,672.50	0.245	0.248	Fed Natl Mtg Assoc Disc	2,996,700.00
11495	FAD	3,500,000.00	0.290	10/20/2016	06/22/2016	3,496,616.67	0.290	0.294	Fed Natl Mtg Assoc Disc	3,496,115.00
11452	FAD	8,000,000.00	0.000	10/21/2016	04/13/2016	7,982,173.33	0.427	0.433	Federal Home Loan Discount	7,991,040.00
11453	FAD	6,000,000.00	0.420	10/24/2016	04/13/2016	5,986,420.00	0.427	0.433	Federal Home Loan Discount	5,993,100.00
11487	FAD	4,000,000.00	0.000	10/25/2016	06/08/2016	3,993,976.67	0.390	0.396	Fed Natl Mtg Assoc Disc	3,995,360.00
11439	FAD	3,000,000.00	0.000	10/26/2016	04/07/2016	2,992,930.00	0.427	0.433	Federal Home Loan Discount	2,996,490.00
11505	FAD	3,000,000.00	0.000	10/27/2016	06/28/2016	2,997,529.58	0.245	0.248	Fed Natl Mtg Assoc Disc	2,996,460.00
11440	FAD	25,000,000.00	0.420	10/28/2016	04/07/2016	24,940,500.00	0.427	0.433	Federal Home Loan Discount	24,970,250.00
11497	FAD	5,000,000.00	0.290	10/31/2016	06/23/2016	4,994,763.89	0.290	0.294	Fed Natl Mtg Assoc Disc	4,993,900.00
11503	FAD	4,000,000.00	0.000	11/02/2016	06/27/2016	3,995,662.22	0.305	0.309	Fed Natl Mtg Assoc Disc	3,994,760.00
11455	FAD	8,000,000.00	0.430	11/04/2016	04/14/2016	7,980,506.67	0.437	0.444	Federal Home Loan Discount	7,989,360.00
11457	FAD	9,000,000.00	0.430	11/07/2016	04/15/2016	8,977,855.00	0.437	0.443	Federal Home Loan Discount	8,987,760.00
11510	FAD	3,500,000.00	0.305	11/08/2016	06/29/2016	3,496,085.83	0.305	0.309	Fed Natl Mtg Assoc Disc	3,495,205.00
11511	FAD	4,300,000.00	0.305	11/09/2016	06/29/2016	4,295,154.74	0.305	0.309	Fed Natl Mtg Assoc Disc	4,294,066.00
11507	FAD	3,000,000.00	0.000	11/10/2016	06/28/2016	2,996,062.50	0.350	0.355	Federal Home Loan Discount	2,995,830.00
11512	FAD	4,000,000.00	0.280	11/14/2016	06/30/2016	3,995,737.78	0.280	0.284	Fed Natl Mtg Assoc Disc	3,994,240.00
11506	FAD	3,000,000.00	0.000	11/15/2016	06/28/2016	2,995,916.67	0.350	0.355	Federal Home Loan Discount	2,995,650.00
11458	FAD	3,000,000.00	0.430	11/16/2016	04/15/2016	2,992,295.83	0.437	0.443	Federal Home Loan Discount	2,995,620.00
11513	FAD	3,000,000.00	0.290	11/17/2016	06/30/2016	2,996,616.67	0.290	0.294	Fed Natl Mtg Assoc Disc	2,995,590.00

INVESTMENT #	TYPE	FACE VALUE	STATED RATE	MATURITY DATE	PURCHASE DATE	BOOK VALUE	YTM 360 DAYS	YTM 365 DAYS	DESCRIPTION	MARKET VALUE
11456	FAD	8,000,000.00	0.430	11/18/2016	04/14/2016	7,979,168.89	0.437	0.443	Federal Home Loan Discount	7,988,160.00
11459	FAD	6,000,000.00	0.430	11/21/2016	04/15/2016	5,984,233.33	0.437	0.443	Federal Home Loan Discount	5,990,940.00
11514	FAD	3,000,000.00	0.290	11/22/2016	06/30/2016	2,996,495.83	0.290	0.294	Fed Natl Mtg Assoc Disc	2,995,440.00
11441	FAD	15,000,000.00	0.000	11/30/2016	04/08/2016	14,958,700.00	0.427	0.433	Federal Home Loan Discount	14,976,000.00
11320	FAD	35,000,000.00	0.750	12/15/2016	12/16/2015	34,733,854.17	0.766	0.777	Fed Agric Mtg Corp Discount	34,934,900.00
11321	FAD	25,000,000.00	0.750	12/15/2016	12/17/2015	24,810,416.67	0.766	0.777	Fed Agric Mtg Corp Discount	24,953,500.00
11323	FAD	15,000,000.00	0.720	12/15/2016	12/18/2015	14,891,100.00	0.736	0.746	Federal Home Loan Discount	14,972,100.00
11392	FAD	8,000,000.00	0.520	12/15/2016	03/10/2016	7,967,644.44	0.530	0.537	Fed Home Ln Mtg Corp Disc	7,985,120.00
11332	FAD	18,000,000.00	0.000	12/15/2016	12/29/2015	17,882,080.00	0.684	0.694	Fed Natl Mtg Assoc Disc	17,966,520.00
11435	FAD	10,000,000.00	0.560	12/16/2016	04/06/2016	9,960,488.89	0.570	0.578	Federal Home Loan Discount	9,981,300.00
11460	FAD	8,000,000.00	0.400	12/16/2016	04/15/2016	7,978,222.22	0.407	0.412	Fed Home Ln Mtg Corp Disc	7,985,040.00
10690	FAC	5,000,000.00	0.650	12/19/2016	03/19/2014	4,998,500.00	0.652	0.661	Federal Home Loan Bank	5,010,200.00
11461	FAD	15,000,000.00	0.400	12/23/2016	04/19/2016	14,958,666.67	0.407	0.412	Fed Home Ln Mtg Corp Disc	14,970,900.00
11474	FAD	8,000,000.00	0.510	12/23/2016	05/19/2016	7,975,293.33	0.521	0.528	Fed Natl Mtg Assoc Disc	7,984,480.00
11492	FAD	14,000,000.00	0.460	12/30/2016	06/15/2016	13,964,580.00	0.468	0.475	Fed Home Ln Mtg Corp Disc	13,971,720.00
11358	FAC	5,000,000.00	0.600	02/15/2017	02/11/2016	5,000,000.00	0.591	0.599	Federal Home Loan Bank	5,005,100.00
11364	FAC	5,000,000.00	0.720	02/17/2017	02/17/2016	5,000,000.00	0.710	0.720	Federal Home Loan Bank	5,001,500.00
11387	FAD	15,000,000.00	0.710	03/07/2017	03/10/2016	14,892,908.33	0.723	0.733	Fed Agric Mtg Corp Discount	14,952,300.00
11433	FAC	5,000,000.00	0.625	04/04/2017	04/04/2016	4,997,350.00	0.668	0.678	Federal Home Loan Bank	5,004,950.00
11128	FAC	5,000,000.00	0.800	05/26/2017	05/26/2015	5,000,000.00	0.789	0.800	Fed Home Ln Mtg Corp	5,001,650.00
11201	FAC	5,000,000.00	0.750	06/15/2017	09/15/2015	5,000,000.00	0.739	0.750	Fed Home Ln Mtg Corp	5,004,650.00
11494	FAD	5,000,000.00	0.540	06/15/2017	06/20/2016	4,973,000.00	0.549	0.557	Fed Home Ln Mtg Corp Disc	4,973,350.00
11374	FAC	5,000,000.00	0.800	08/25/2017	02/25/2016	5,000,000.00	0.789	0.800	Fed Home Ln Mtg Corp	5,001,950.00
11423	FAC	5,000,000.00	0.850	09/29/2017	03/29/2016	5,000,000.00	0.838	0.850	Fed Home Ln Mtg Corp	5,003,200.00
11448	FAC	5,000,000.00	0.850	10/13/2017	04/13/2016	5,000,000.00	0.838	0.850	Fed Home Ln Mtg Corp	5,003,350.00
11281	FAC	5,000,000.00	0.900	11/24/2017	11/24/2015	4,996,250.00	0.925	0.937	Fed Home Ln Mtg Corp	5,001,400.00
11284	FAC	5,000,000.00	0.850	11/24/2017	11/24/2015	5,000,000.00	0.336	0.341	Fed Home Ln Mtg Corp	5,001,750.00



INVESTMENT #	TYPE	FACE VALUE	STATED RATE	MATURITY DATE	PURCHASE DATE	BOOK VALUE	YTM 360 DAYS	YTM 365 DAYS	DESCRIPTION	MARKET VALUE
11298	FAC	5,000,000.00	1.050	12/08/2017	12/08/2015	5,000,000.00	1.035	1.050	Fed Home Ln Mtg Corp	5,002,400.00
11508	FAC	5,000,000.00	0.700	12/29/2017	06/29/2016	5,000,000.00	0.690	0.700	Fed Home Ln Mtg Corp	4,999,850.00
11509	FAC	5,000,000.00	0.830	12/29/2017	06/29/2016	5,000,000.00	0.818	0.830	Fed Home Ln Mtg Corp	5,002,200.00
11353	FAC	5,000,000.00	1.250	01/29/2018	01/29/2016	5,000,000.00	1.232	1.250	Fed Home Ln Mtg Corp	5,003,450.00
11362	FAC	5,000,000.00	1.000	02/16/2018	02/16/2016	5,000,000.00	0.986	1.000	Federal Home Loan Bank	5,000,600.00
11286	FAC	5,000,000.00	1.050	02/26/2018	11/30/2015	5,000,000.00	1.035	1.050	Fed Home Ln Mtg Corp	5,002,850.00
11491	FAC	5,000,000.00	0.750	03/15/2018	06/15/2016	5,000,000.00	1.195	1.211	Federal Home Loan Bank	5,002,450.00
11240	FAC	5,000,000.00	1.000	04/27/2018	10/27/2015	5,000,000.00	0.986	1.000	Fed Home Ln Mtg Corp	5,000,500.00
11468	FAC	5,000,000.00	1.000	05/11/2018	05/11/2016	5,000,000.00	0.985	0.999	Fed Home Ln Mtg Corp	5,000,550.00
11473	FAC	5,000,000.00	1.000	05/18/2018	05/18/2016	5,000,000.00	0.986	1.000	Federal Home Loan Bank	5,012,850.00
11477	FAC	5,000,000.00	0.750	05/25/2018	05/25/2016	5,000,000.00	1.228	1.245	Fed Home Ln Mtg Corp	5,001,250.00
11396	FAC	5,000,000.00	1.050	06/15/2018	03/15/2016	5,000,000.00	1.035	1.050	Fed Home Ln Mtg Corp	5,001,750.00
11350	FAC	5,000,000.00	1.375	07/27/2018	01/27/2016	5,000,000.00	1.356	1.375	Federal Home Loan Bank	5,000,650.00
11463	FAC	5,000,000.00	1.000	07/27/2018	04/27/2016	5,000,000.00	0.986	1.000	Fed Home Ln Mtg Corp	5,002,900.00
11384	FAC	5,000,000.00	1.000	09/07/2018	03/07/2016	5,000,000.00	0.986	1.000	Fed Home Ln Mtg Corp	5,001,400.00
11504	FAC	5,000,000.00	1.150	09/28/2018	06/28/2016	5,000,000.00	1.134	1.150	Fed Home Ln Mtg Corp	5,003,200.00
11349	FAC	5,000,000.00	1.250	10/26/2018	01/26/2016	5,000,000.00	1.233	1.250	Fed Home Ln Mtg Corp	5,006,500.00
11245	FAC	3,250,000.00	1.250	10/29/2018	10/29/2015	3,250,000.00	1.232	1.250	Fed Home Ln Mtg Corp	3,251,397.50
11271	FAC	5,000,000.00	1.150	11/19/2018	11/19/2015	5,000,000.00	1.134	1.150	Fed Natl Mtg Assoc	5,003,250.00
11479	FAC	5,000,000.00	1.250	11/26/2018	05/26/2016	5,000,000.00	1.232	1.250	Fed Home Ln Mtg Corp	5,002,900.00
11375	FAC	5,000,000.00	1.000	02/26/2019	02/26/2016	5,000,000.00	1.634	1.657	Fed Home Ln Mtg Corp	5,003,950.00
11376	FAC	5,000,000.00	1.300	02/26/2019	02/26/2016	5,000,000.00	1.282	1.300	Fed Home Ln Mtg Corp	5,004,050.00
11394	FAC	5,000,000.00	0.750	03/14/2019	03/14/2016	5,000,000.00	1.874	1.900	Fed Natl Mtg Assoc	5,001,450.00
11462	FAC	5,000,000.00	1.000	04/26/2019	04/26/2016	5,000,000.00	1.593	1.616	Fed Home Ln Mtg Corp	5,003,300.00
11464	FAC	5,000,000.00	1.300	04/29/2019	04/29/2016	5,000,000.00	1.282	1.300	Fed Home Ln Mtg Corp	5,001,650.00
10800	RRP	146,238.79	3.500	07/01/2019	07/01/2014	146,238.79	3.452	3.500	MARIN COUNTY	146,238.79

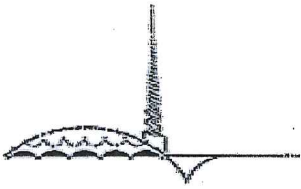
---

907,763,018.72	905,910,609.35	907,148,878.22
AMORTIZATION & ACCRETION OF PREMIUMS & DISCOUNTS	422.54	ACCRUED INTEREST DISCOUNT INVESTMENTS
907,763,018.72	905,911,031.89	907,148,878.22

---

---





TREASURER DIVISION - DEPARTMENT OF FINANCE  
 PORTFOLIO SUMMARY REPORT - OPERATING FUNDS  
 COUNTY OF MARIN, SCHOOLS & SPECIAL DISTRICTS  
 June 30, 2016

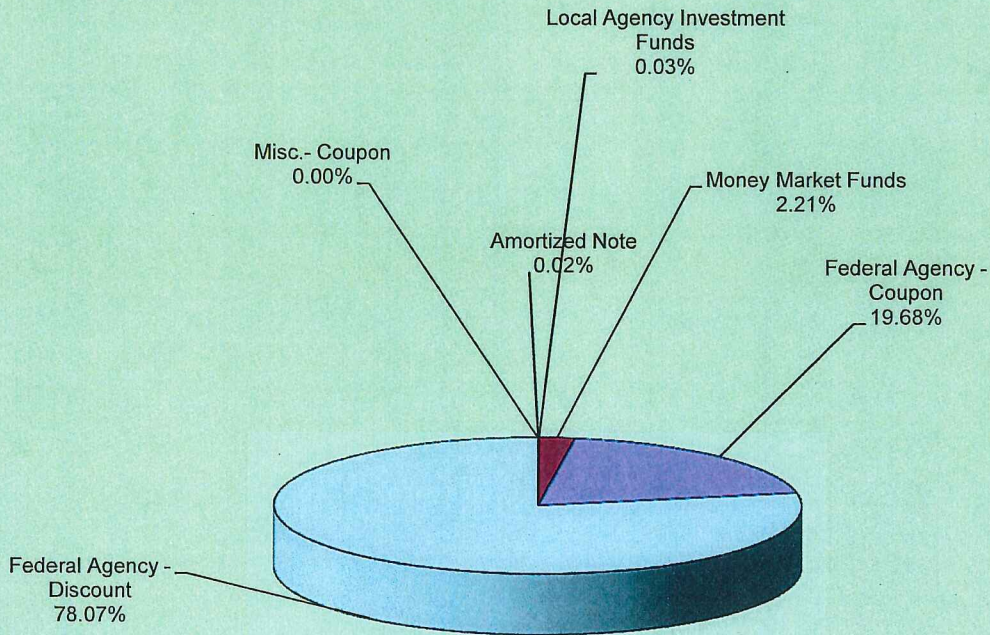
DESCRIPTION	ENDING BALANCE June 30, 2016	AVERAGE BALANCE June 30, 2016	WEIGHTED AVERAGE DAYS TO MATURITY	ANNUALIZED YIELD June 30, 2016	YIELD June 30, 2016
LOCAL AGENCY INVESTMENT FUNDS	\$237,676.46	\$237,676.46	1	0.571	0.576
MONEY MARKET FUNDS	\$20,029,103.47	\$19,829,103.47	1	0.232	0.125
FEDERAL AGENCY ISSUES - COUPON	\$178,242,100.00	\$202,911,578.52	683	1.006	1.042
FEDERAL AGENCY ISSUES - DISCOUNT	\$707,255,490.63	\$726,460,972.05	101	0.449	0.443
TREASURY SECURITIES - COUPON					
TREASURY SECURITIES - DISCOUNT					
MISC SECURITIES - COUPON					
AMORTIZED NOTE	\$146,238.79	\$190,209.76	1,095	3.500	3.500
<b>TOTALS &amp; AVERAGES</b>	<b>\$905,910,609.35</b>	<b>\$949,629,540.27</b>	<b>204</b>	<b>0.564%</b>	<b>0.554%</b>

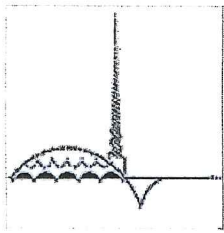
The Local Agency Investment Funds is an open ended account and is not included in the total weighted days to maturity.

**Treasurer Division - Department of Finance  
Portfolio Yield Report - Operating Funds  
County of Marin, Schools & Special Districts  
June 30, 2016**

INVESTMENT HOLDINGS	BOOK VALUE	6/30/16
Local Agency Investment Funds	\$237,676.46	0.576%
Money Market Funds	\$20,029,103.47	0.125%
Federal Agency - Coupon	\$178,242,100.00	1.042%
Federal Agency - Discount	\$707,255,490.63	0.443%
Misc.- Coupon	\$0.00	0.000%
Amortized Note	\$146,238.79	3.500%
<b>TOTAL</b>	<b>\$905,910,609.35</b>	<b>0.554%</b>

PORTFOLIO ALLOCATION





TREASURER DIVISION - DEPARTMENT OF FINANCE

REPORT OF INVESTMENTS - NON-OPERATING FUNDS

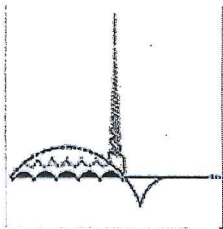
CHILDREN & FAMILIES COMMISSION

June 30, 2016

Page 1

INVESTMENT #	TYPE	FACE VALUE	MATURITY DATE	PURCHASE DATE	BOOK VALUE	YTM 360 DAYS	YTM 365 DAYS	DESCRIPTION	MARKET VALUE
101	LA2	98,719.77	//	//	98,719.77	0.568	0.576	LOCAL AGENCY INVESTMENT FUND	98,719.77
		98,719.77			98,719.77				98,719.77





TREASURER DIVISION - DEPARTMENT OF FINANCE

REPORT OF INVESTMENTS - NON-OPERATING FUNDS

SAN RAFAEL SCHOOLS

June 30, 2016

Page 1

INVESTMENT #	TYPE	FACE VALUE	MATURITY DATE	PURCHASE DATE	BOOK VALUE	YTM 360 DAYS	YTM 365 DAYS	DESCRIPTION	MARKET VALUE
687	LA1	0.00	//	//	0.00	5.181	5.253	LOCAL AGENCY INVESTMENT FUND	0.00
746	LA1	427,621.55	//	//	427,621.55	0.568	0.576	LOCAL AGENCY INVESTMENT FUND	427,621.55
		<b>427,621.55</b>			<b>427,621.55</b>				<b>427,621.55</b>
AMORTIZATION & ACCRETION OF PREMIUMS & DISCOUNTS					-0-				
		<b>427,621.55</b>			<b>427,621.55</b>				<b>427,621.55</b>