

DIVISION OF THE DEPARTMENT OF FINANCE
TREASURER

Excellent and responsive fiscal leadership.



Roy Given, CPA
DIRECTOR

June 7, 2016

Mina Martinovich, CPA
ASSISTANT DIRECTOR

Karen Shaw
FINANCE DIVISION CHIEF

Steve Kinsey, President
Board of Supervisors
County of Marin
3501 Civic Center Dr. #329
San Rafael, CA 94903

Mary Jane Burke
Superintendent of Schools
Marin County Office of Education MCERA
P.O. Box 4925
San Rafael, CA 94913

Marin County Schools,
Special Districts, and
MCERA

RE: MONTHLY REPORT OF COUNTY, SCHOOLS AND DISTRICT INVESTMENTS
as of April 30, 2016.

Marin County Civic Center
3501 Civic Center Drive
Suite 209
PO Box 4220
San Rafael, CA 94913-4220
415 473 6143 T
415 473 3741 F
CRS Dial 711
www.marincounty.org/treas

Dear Investment Fund Participants:

The attached Monthly Report of County, Schools and District investments is provided for your review.

* The investments were made pursuant to Government Code Sections 53601, 53635 and comply with the County Treasurer's Statement of Investment Policy. The investment policy provides for:

- Preservation of capital through high quality investments;
- Maintenance of sufficient liquidity to meet participant operating needs; and
- A rate of return consistent with the above objectives.

* Maturities are scheduled to meet participant expenditure requirements for the next six months.

* Attached spreadsheets identify investment type, issuer, maturity date, amount invested and fair market value for each security held. Fair market values were determined by Wells Fargo Institutional Trust Services on all securities except for investments in the Local Agency Investment Fund which was valued at face value by us. Adjustments have been made for premiums, discounts and accrued interest on discount securities to make the book value and fair market value more comparable.

I trust you find this report informative. Should you have any questions do not hesitate to call me.

Respectfully submitted,

Roy Given
Director of Finance

RG: mg
Attachments

cc: Matthew Hymel, County Administrator
Marin County Treasury Oversight Committee

TREASURER DIVISION - DEPARTMENT OF FINANCE

REPORT OF INVESTMENTS - OPERATING FUNDS

COUNTY OF MARIN, SCHOOLS & SPECIAL DISTRICTS

April 30, 2016

Page 1

INVESTMENT #	TYPE	FACE VALUE	STATED RATE	MATURITY DATE	PURCHASE DATE	BOOK VALUE	YTM 360 DAYS	YTM 365 DAYS	DESCRIPTION	MARKET VALUE
142	LA1	237,676.46	2.967	//	07/01/2011	237,676.46	0.517	0.525	Local Agency Investment Fund	237,676.46
3490	LA2	0.00	5.170	//	07/01/2011	0.00	0.000	0.001	MM-DREYFUS	0.00
9149	LA2	38,010,104.42	0.040	//	07/01/2011	38,010,104.42	0.009	0.010	MM-FIDELITY Institutional Gov	38,010,104.42
4366	LA2	0.00	4.930	//	07/01/2011	0.00	0.009	0.010	NATIONS Treasury Reserves	0.00
2246	LA2	10,006,373.86	4.760	//	07/01/2011	10,006,373.86	0.167	0.170	MM-WELLS FARGO Institutional G	10,006,373.86
11324	FAD	3,500,000.00	0.360	05/02/2016	12/21/2015	3,495,345.00	0.360	0.365	Federal Home Loan Discount	3,500,000.00
11311	FAD	3,500,000.00	0.520	05/03/2016	12/11/2015	3,492,720.00	0.521	0.528	Fed Home Ln Mtg Corp Disc	3,499,965.00
11312	FAD	4,000,000.00	0.000	05/04/2016	12/11/2015	3,991,622.22	0.521	0.528	Fed Home Ln Mtg Corp Disc	3,999,960.00
11313	FAD	4,500,000.00	0.520	05/05/2016	12/11/2015	4,490,510.00	0.521	0.528	Fed Home Ln Mtg Corp Disc	4,499,910.00
11299	FAD	8,000,000.00	0.520	05/06/2016	12/08/2015	7,982,666.67	0.521	0.528	Federal Home Loan Discount	7,999,760.00
11306	FAD	6,000,000.00	0.520	05/09/2016	12/10/2015	5,986,913.33	0.521	0.528	Fed Home Ln Mtg Corp Disc	5,999,700.00
11307	FAD	3,000,000.00	0.520	05/10/2016	12/10/2015	2,993,413.33	0.521	0.528	Fed Home Ln Mtg Corp Disc	2,999,820.00
11326	FAD	3,000,000.00	0.000	05/11/2016	12/22/2015	2,994,477.50	0.470	0.477	Fed Home Ln Mtg Corp Disc	2,999,820.00
11337	FAD	3,000,000.00	0.395	05/12/2016	01/11/2016	2,995,984.17	0.395	0.401	Fed Home Ln Mtg Corp Disc	2,999,790.00
11325	FAD	3,000,000.00	0.360	05/13/2016	12/21/2015	2,995,680.00	0.360	0.365	Federal Home Loan Discount	2,999,760.00
11333	FAD	4,600,000.00	0.370	05/16/2016	01/06/2016	4,593,806.61	0.370	0.375	Fed Natl Mtg Assoc Disc	4,599,540.00
11334	FAD	4,000,000.00	0.370	05/17/2016	01/06/2016	3,994,573.33	0.370	0.375	Fed Natl Mtg Assoc Disc	3,999,600.00
11342	FAD	2,000,000.00	0.000	05/18/2016	01/19/2016	1,997,666.67	0.350	0.355	Federal Home Loan Discount	1,999,780.00
11327	FAD	3,500,000.00	0.480	05/19/2016	12/23/2015	3,493,093.33	0.480	0.487	Fed Home Ln Mtg Corp Disc	3,499,580.00
11308	FAD	8,000,000.00	0.550	05/20/2016	12/10/2015	7,980,200.00	0.551	0.559	Federal Home Loan Discount	7,999,040.00
11352	FAD	7,200,000.00	0.335	05/20/2016	01/28/2016	7,192,429.00	0.335	0.340	Federal Home Loan Discount	7,199,136.00
11354	FAD	5,000,000.00	0.310	05/20/2016	01/29/2016	4,995,177.78	0.310	0.314	Fed Natl Mtg Assoc Disc	4,999,400.00

INVESTMENT #	TYPE	FACE VALUE	STATED RATE	MATURITY DATE	PURCHASE DATE	BOOK VALUE	YTM 360 DAYS	YTM 365 DAYS	DESCRIPTION	MARKET VALUE
11309	FAD	5,000,000.00	0.550	05/23/2016	12/10/2015	4,987,395.83	0.551	0.559	Federal Home Loan Discount	4,999,250.00
11310	FAD	3,000,000.00	0.550	05/24/2016	12/10/2015	2,992,391.67	0.551	0.559	Federal Home Loan Discount	2,999,550.00
11317	FAD	4,000,000.00	0.000	05/25/2016	12/15/2015	3,990,100.00	0.551	0.559	Federal Home Loan Discount	3,999,360.00
11322	FAD	5,000,000.00	0.510	05/25/2016	12/18/2015	4,988,737.50	0.511	0.518	Fed Natl Mtg Assoc Disc	4,999,200.00
11318	FAD	3,000,000.00	0.000	05/26/2016	12/15/2015	2,992,529.17	0.551	0.559	Federal Home Loan Discount	2,999,490.00
11319	FAD	8,000,000.00	0.550	05/27/2016	12/15/2015	7,979,955.56	0.551	0.559	Federal Home Loan Discount	7,998,640.00
11335	FAD	4,000,000.00	0.370	05/27/2016	01/07/2016	3,994,203.33	0.370	0.375	Fed Natl Mtg Assoc Disc	3,999,320.00
11305	FAD	20,000,000.00	0.000	05/31/2016	12/09/2015	19,946,833.33	0.551	0.559	Federal Home Loan Discount	19,996,000.00
11344	FAD	3,000,000.00	0.390	06/01/2016	01/20/2016	2,995,677.50	0.390	0.395	Fed Natl Mtg Assoc Disc	2,999,280.00
11357	FAD	4,500,000.00	0.330	06/02/2016	02/08/2016	4,495,256.25	0.330	0.334	Federal Home Loan Discount	4,498,920.00
11343	FAD	8,000,000.00	0.400	06/03/2016	01/19/2016	7,987,911.11	0.400	0.406	Fed Home Ln Mtg Corp Disc	7,998,000.00
11366	FAD	5,000,000.00	0.000	06/06/2016	02/17/2016	4,994,576.39	0.355	0.360	Fed Natl Mtg Assoc Disc	4,998,750.00
11363	FAD	6,000,000.00	0.000	06/07/2016	02/16/2016	5,993,466.67	0.350	0.355	Fed Natl Mtg Assoc Disc	5,998,320.00
11367	FAD	5,000,000.00	0.000	06/08/2016	02/17/2016	4,994,477.78	0.355	0.360	Fed Natl Mtg Assoc Disc	4,998,550.00
11368	FAD	4,800,000.00	0.360	06/09/2016	02/18/2016	4,794,624.00	0.360	0.365	Fed Home Ln Mtg Corp Disc	4,798,560.00
11373	FAD	3,000,000.00	0.340	06/10/2016	02/24/2016	2,996,968.33	0.340	0.345	Fed Home Ln Mtg Corp Disc	2,999,070.00
11377	FAD	3,000,000.00	0.340	06/13/2016	02/26/2016	2,996,940.00	0.340	0.345	Federal Home Loan Discount	2,999,010.00
11361	FAD	4,200,000.00	0.350	06/14/2016	02/12/2016	4,194,977.50	0.350	0.355	Fed Natl Mtg Assoc Disc	4,198,572.00
11359	FAD	3,000,000.00	0.000	06/15/2016	02/11/2016	2,996,354.17	0.350	0.355	Federal Home Loan Discount	2,998,950.00
11338	FAD	5,000,000.00	0.435	06/15/2016	01/13/2016	4,990,695.83	0.435	0.441	Fed Natl Mtg Assoc Disc	4,998,250.00
11378	FAD	3,000,000.00	0.330	06/16/2016	02/26/2016	2,996,947.50	0.330	0.334	Fed Natl Mtg Assoc Disc	2,998,920.00
11379	FAD	8,000,000.00	0.340	06/17/2016	02/26/2016	7,991,537.78	0.340	0.345	Federal Home Loan Discount	7,997,120.00
11371	FAD	6,000,000.00	0.380	06/20/2016	02/22/2016	5,992,463.33	0.380	0.385	Federal Home Loan Discount	5,997,660.00
11381	FAD	3,500,000.00	0.000	06/21/2016	03/01/2016	3,496,080.00	0.360	0.365	Fed Home Ln Mtg Corp Disc	3,498,600.00
11380	FAD	5,000,000.00	0.000	06/22/2016	02/29/2016	4,994,300.00	0.360	0.365	Fed Home Ln Mtg Corp Disc	4,998,000.00
11383	FAD	3,000,000.00	0.390	06/23/2016	03/04/2016	2,996,392.50	0.390	0.395	Federal Home Loan Discount	2,998,770.00
11406	FAD	3,000,000.00	0.365	06/24/2016	03/21/2016	2,997,110.42	0.365	0.370	Federal Home Loan Discount	2,998,740.00

INVESTMENT #	TYPE	FACE VALUE	STATED RATE	MATURITY DATE	PURCHASE DATE	BOOK VALUE	YTM 360 DAYS	YTM 365 DAYS	DESCRIPTION	MARKET VALUE
11345	FAD	4,000,000.00	0.000	06/27/2016	01/20/2016	3,992,580.00	0.420	0.426	Fed Home Ln Mtg Corp Disc	3,998,240.00
11346	FAD	3,000,000.00	0.000	06/28/2016	01/21/2016	2,994,501.25	0.415	0.421	Fed Home Ln Mtg Corp Disc	2,998,650.00
11347	FAD	3,000,000.00	0.410	06/28/2016	01/22/2016	2,994,601.67	0.410	0.416	Fed Home Ln Mtg Corp Disc	2,998,650.00
11300	FAD	12,000,000.00	0.510	06/28/2016	12/08/2015	11,965,490.00	0.519	0.527	Fed Natl Mtg Assoc Disc	11,994,600.00
11386	FAD	4,000,000.00	0.000	06/29/2016	03/09/2016	3,995,146.67	0.390	0.395	Federal Home Loan Discount	3,998,360.00
11301	FAD	12,000,000.00	0.510	06/29/2016	12/08/2015	11,965,320.00	0.519	0.527	Fed Natl Mtg Assoc Disc	11,995,080.00
11302	FAD	15,000,000.00	0.510	06/30/2016	12/08/2015	14,956,437.50	0.519	0.527	Fed Natl Mtg Assoc Disc	14,992,950.00
11348	FAD	5,000,000.00	0.370	06/30/2016	01/25/2016	4,991,931.94	0.370	0.375	Fed Natl Mtg Assoc Disc	4,997,650.00
11390	FAD	8,000,000.00	0.360	07/01/2016	03/10/2016	7,990,960.00	0.360	0.365	Federal Home Loan Discount	7,995,760.00
11395	FAD	4,000,000.00	0.350	07/06/2016	03/14/2016	3,995,566.67	0.350	0.355	Federal Home Loan Discount	3,997,680.00
11403	FAD	3,000,000.00	0.350	07/07/2016	03/18/2016	2,996,762.50	0.350	0.355	Federal Home Loan Discount	2,998,230.00
11397	FAD	5,500,000.00	0.390	07/08/2016	03/15/2016	5,493,147.92	0.390	0.395	Federal Home Loan Discount	5,496,700.00
11404	FAD	3,000,000.00	0.350	07/11/2016	03/18/2016	2,996,645.83	0.350	0.355	Federal Home Loan Discount	2,998,140.00
11408	FAD	3,000,000.00	0.000	07/12/2016	03/21/2016	2,996,704.17	0.350	0.355	Federal Home Loan Discount	2,998,110.00
11409	FAD	3,000,000.00	0.000	07/13/2016	03/23/2016	2,996,733.33	0.350	0.355	Federal Home Loan Discount	2,998,080.00
11417	FAD	3,000,000.00	0.000	07/14/2016	03/28/2016	2,997,300.00	0.300	0.304	Federal Home Loan Discount	2,998,050.00
11389	FAD	8,000,000.00	0.360	07/15/2016	03/10/2016	7,989,840.00	0.360	0.365	Federal Home Loan Discount	7,994,720.00
11399	FAD	3,000,000.00	0.000	07/18/2016	03/17/2016	2,996,105.00	0.380	0.385	Federal Home Loan Discount	2,997,960.00
11405	FAD	3,000,000.00	0.360	07/18/2016	03/18/2016	2,996,340.00	0.360	0.365	Federal Home Loan Discount	2,997,960.00
11400	FAD	3,000,000.00	0.380	07/19/2016	03/17/2016	2,996,073.33	0.380	0.385	Federal Home Loan Discount	2,997,930.00
11407	FAD	2,000,000.00	0.000	07/20/2016	03/21/2016	1,997,580.00	0.360	0.365	Federal Home Loan Discount	1,998,600.00
11401	FAD	3,000,000.00	0.380	07/21/2016	03/17/2016	2,996,010.00	0.380	0.385	Federal Home Loan Discount	2,997,870.00
11402	FAD	3,000,000.00	0.380	07/22/2016	03/17/2016	2,995,978.33	0.380	0.385	Federal Home Loan Discount	2,997,840.00
11385	FAD	4,000,000.00	0.370	07/25/2016	03/08/2016	3,994,285.56	0.370	0.375	Fed Natl Mtg Assoc Disc	3,997,000.00
11393	FAD	4,000,000.00	0.000	07/26/2016	03/11/2016	3,994,520.00	0.360	0.365	Federal Home Loan Discount	3,996,960.00
11351	FAD	20,000,000.00	0.000	07/28/2016	01/27/2016	19,954,250.00	0.456	0.462	Fed Home Ln Mtg Corp Disc	19,984,600.00
11382	FAD	12,000,000.00	0.390	07/28/2016	03/03/2016	11,980,890.00	0.390	0.396	Fed Natl Mtg Assoc Disc	11,990,760.00


INVESTMENT #	TYPE	FACE VALUE	STATED RATE	MATURITY DATE	PURCHASE DATE	BOOK VALUE	YTM 360 DAYS	YTM 365 DAYS	DESCRIPTION	MARKET VALUE
11388	FAD	14,000,000.00	0.370	07/28/2016	03/10/2016	13,979,855.56	0.370	0.375	Fed Natl Mtg Assoc Disc	13,989,220.00
11391	FAD	14,000,000.00	0.370	07/29/2016	03/10/2016	13,979,711.67	0.370	0.375	Fed Natl Mtg Assoc Disc	13,989,080.00
11418	FAD	6,000,000.00	0.000	08/01/2016	03/28/2016	5,992,650.00	0.350	0.355	Fed Natl Mtg Assoc Disc	5,994,840.00
11419	FAD	4,000,000.00	0.000	08/02/2016	03/28/2016	3,995,061.11	0.350	0.355	Fed Natl Mtg Assoc Disc	3,996,520.00
11420	FAD	3,000,000.00	0.350	08/03/2016	03/28/2016	2,996,266.67	0.350	0.355	Fed Natl Mtg Assoc Disc	2,997,360.00
11421	FAD	3,000,000.00	0.350	08/04/2016	03/28/2016	2,996,237.50	0.350	0.355	Fed Natl Mtg Assoc Disc	2,997,330.00
11430	FAD	4,000,000.00	0.300	08/05/2016	04/01/2016	3,995,800.00	0.300	0.304	Fed Natl Mtg Assoc Disc	3,996,400.00
11410	FAD	3,000,000.00	0.000	08/08/2016	03/23/2016	2,995,170.00	0.420	0.426	Federal Home Loan Discount	2,997,210.00
11412	FAD	3,000,000.00	0.420	08/09/2016	03/23/2016	2,995,135.00	0.420	0.426	Federal Home Loan Discount	2,997,210.00
11422	FAD	3,000,000.00	0.000	08/10/2016	03/28/2016	2,996,062.50	0.350	0.355	Fed Natl Mtg Assoc Disc	2,997,180.00
11411	FAD	3,000,000.00	0.420	08/11/2016	03/23/2016	2,995,065.00	0.420	0.426	Federal Home Loan Discount	2,997,150.00
11413	FAD	8,000,000.00	0.000	08/12/2016	03/24/2016	7,988,720.00	0.360	0.365	Federal Home Loan Discount	7,992,320.00
11414	FAD	5,000,000.00	0.000	08/15/2016	03/24/2016	4,992,800.00	0.360	0.365	Federal Home Loan Discount	4,995,050.00
11437	FAD	2,000,000.00	0.300	08/15/2016	04/07/2016	1,997,833.33	0.300	0.304	Federal Home Loan Discount	1,998,020.00
11424	FAD	3,000,000.00	0.000	08/16/2016	03/29/2016	2,995,800.00	0.360	0.365	Fed Natl Mtg Assoc Disc	2,997,000.00
11443	FAD	2,000,000.00	0.000	08/17/2016	04/11/2016	1,997,866.67	0.300	0.304	Federal Home Loan Discount	1,997,980.00
11427	FAD	3,000,000.00	0.000	08/18/2016	03/31/2016	2,996,150.00	0.330	0.335	Fed Natl Mtg Assoc Disc	2,996,940.00
11428	FAD	3,000,000.00	0.000	08/19/2016	03/31/2016	2,996,122.50	0.330	0.335	Fed Natl Mtg Assoc Disc	2,996,910.00
11431	FAD	3,000,000.00	0.310	08/22/2016	04/01/2016	2,996,305.83	0.310	0.314	Fed Natl Mtg Assoc Disc	2,996,820.00
11432	FAD	3,000,000.00	0.310	08/23/2016	04/01/2016	2,996,280.00	0.310	0.314	Fed Natl Mtg Assoc Disc	2,996,790.00
11436	FAD	4,000,000.00	0.300	08/24/2016	04/06/2016	3,995,333.33	0.300	0.304	Federal Home Loan Discount	3,995,680.00
11442	FAD	4,000,000.00	0.000	08/25/2016	04/11/2016	3,995,466.67	0.300	0.304	Federal Home Loan Discount	3,995,640.00
11415	FAD	6,000,000.00	0.360	08/26/2016	03/24/2016	5,990,700.00	0.360	0.365	Federal Home Loan Discount	5,993,400.00
11429	FAD	3,500,000.00	0.000	08/29/2016	03/31/2016	3,495,008.61	0.340	0.345	Fed Natl Mtg Assoc Disc	3,496,080.00
11426	FAD	4,300,000.00	0.350	08/30/2016	03/30/2016	4,293,603.75	0.350	0.355	Fed Natl Mtg Assoc Disc	4,295,141.00
11438	FAD	16,000,000.00	0.000	08/31/2016	04/07/2016	15,981,831.11	0.280	0.284	Fed Natl Mtg Assoc Disc	15,981,760.00
11445	FAD	4,000,000.00	0.320	09/02/2016	04/12/2016	3,994,915.56	0.320	0.324	Fed Natl Mtg Assoc Disc	3,994,800.00

INVESTMENT #	TYPE	FACE VALUE	STATED RATE	MATURITY DATE	PURCHASE DATE	BOOK VALUE	YTM 360 DAYS	YTM 365 DAYS	DESCRIPTION	MARKET VALUE
11446	FAD	8,000,000.00	0.320	09/09/2016	04/12/2016	7,989,333.33	0.320	0.324	Fed Home Ln Mtg Corp Disc	7,989,040.00
11449	FAD	6,000,000.00	0.320	09/12/2016	04/13/2016	5,991,893.33	0.320	0.324	Fed Natl Mtg Assoc Disc	5,991,600.00
11447	FAD	6,000,000.00	0.330	09/23/2016	04/12/2016	5,990,980.00	0.330	0.335	Fed Natl Mtg Assoc Disc	5,990,880.00
11450	FAD	6,000,000.00	0.330	09/26/2016	04/13/2016	5,990,870.00	0.330	0.335	Fed Natl Mtg Assoc Disc	5,990,700.00
11454	FAD	25,000,000.00	0.430	09/30/2016	04/14/2016	24,949,534.72	0.430	0.436	Federal Home Loan Discount	24,960,250.00
11451	FAD	5,000,000.00	0.435	10/07/2016	04/13/2016	4,989,306.25	0.435	0.441	Federal Home Loan Discount	4,991,000.00
11444	FAD	10,000,000.00	0.340	10/07/2016	04/11/2016	9,983,094.44	0.340	0.345	Fed Natl Mtg Assoc Disc	9,982,000.00
11452	FAD	8,000,000.00	0.000	10/21/2016	04/13/2016	7,982,173.33	0.427	0.433	Federal Home Loan Discount	7,984,320.00
11453	FAD	6,000,000.00	0.420	10/24/2016	04/13/2016	5,986,420.00	0.427	0.433	Federal Home Loan Discount	5,988,060.00
11439	FAD	3,000,000.00	0.000	10/26/2016	04/07/2016	2,992,930.00	0.427	0.433	Federal Home Loan Discount	2,993,940.00
11440	FAD	25,000,000.00	0.420	10/28/2016	04/07/2016	24,940,500.00	0.427	0.433	Federal Home Loan Discount	24,949,000.00
11455	FAD	8,000,000.00	0.430	11/04/2016	04/14/2016	7,980,506.67	0.437	0.444	Federal Home Loan Discount	7,981,840.00
11457	FAD	9,000,000.00	0.430	11/07/2016	04/15/2016	8,977,855.00	0.437	0.443	Federal Home Loan Discount	8,979,210.00
11458	FAD	3,000,000.00	0.430	11/16/2016	04/15/2016	2,992,295.83	0.437	0.443	Federal Home Loan Discount	2,992,740.00
11456	FAD	8,000,000.00	0.430	11/18/2016	04/14/2016	7,979,168.89	0.437	0.443	Federal Home Loan Discount	7,980,480.00
11459	FAD	6,000,000.00	0.430	11/21/2016	04/15/2016	5,984,233.33	0.437	0.443	Federal Home Loan Discount	5,985,120.00
11441	FAD	15,000,000.00	0.000	11/30/2016	04/08/2016	14,958,700.00	0.427	0.433	Federal Home Loan Discount	14,961,150.00
11320	FAD	35,000,000.00	0.750	12/15/2016	12/16/2015	34,733,854.17	0.766	0.777	Fed Agric Mtg Corp Discount	34,898,500.00
11321	FAD	25,000,000.00	0.750	12/15/2016	12/17/2015	24,810,416.67	0.766	0.777	Fed Agric Mtg Corp Discount	24,927,500.00
11323	FAD	15,000,000.00	0.720	12/15/2016	12/18/2015	14,891,100.00	0.736	0.746	Federal Home Loan Discount	14,956,500.00
11392	FAD	8,000,000.00	0.520	12/15/2016	03/10/2016	7,967,644.44	0.530	0.537	Fed Home Ln Mtg Corp Disc	7,976,800.00
11332	FAD	18,000,000.00	0.000	12/15/2016	12/29/2015	17,882,080.00	0.684	0.694	Fed Natl Mtg Assoc Disc	17,947,800.00
11435	FAD	10,000,000.00	0.560	12/16/2016	04/06/2016	9,960,488.89	0.570	0.578	Federal Home Loan Discount	9,970,900.00
11460	FAD	8,000,000.00	0.400	12/16/2016	04/15/2016	7,978,222.22	0.407	0.412	Fed Home Ln Mtg Corp Disc	7,976,720.00
10690	FAC	5,000,000.00	0.650	12/19/2016	03/19/2014	4,998,500.00	0.652	0.661	Federal Home Loan Bank	5,008,800.00
11461	FAD	15,000,000.00	0.400	12/23/2016	04/19/2016	14,958,666.67	0.407	0.412	Fed Home Ln Mtg Corp Disc	14,955,000.00
11358	FAC	5,000,000.00	0.600	02/15/2017	02/11/2016	5,000,000.00	0.591	0.599	Federal Home Loan Bank	5,001,750.00

INVESTMENT #	TYPE	FACE VALUE	STATED RATE	MATURITY DATE	PURCHASE DATE	BOOK VALUE	YTM 360 DAYS	YTM 365 DAYS	DESCRIPTION	MARKET VALUE
11364	FAC	5,000,000.00	0.720	02/17/2017	02/17/2016	5,000,000.00	0.710	0.720	Federal Home Loan Bank	5,000,050.00
11387	FAD	15,000,000.00	0.710	03/07/2017	03/10/2016	14,892,908.33	0.723	0.733	Fed Agric Mtg Corp Discount	14,933,100.00
11433	FAC	5,000,000.00	0.625	04/04/2017	04/04/2016	4,997,350.00	0.668	0.678	Federal Home Loan Bank	5,001,200.00
11128	FAC	5,000,000.00	0.800	05/26/2017	05/26/2015	5,000,000.00	0.789	0.800	Fed Home Ln Mtg Corp	5,000,050.00
11201	FAC	5,000,000.00	0.750	06/15/2017	09/15/2015	5,000,000.00	0.739	0.750	Fed Home Ln Mtg Corp	5,003,800.00
11165	FAC	5,000,000.00	0.850	06/23/2017	06/30/2015	5,000,000.00	0.838	0.850	Fed Home Ln Mtg Corp	5,000,700.00
11374	FAC	5,000,000.00	0.800	08/25/2017	02/25/2016	5,000,000.00	0.789	0.800	Fed Home Ln Mtg Corp	5,000,200.00
11210	FAC	5,000,000.00	1.000	09/28/2017	09/28/2015	5,000,000.00	0.986	1.000	Fed Home Ln Mtg Corp	5,001,400.00
11423	FAC	5,000,000.00	0.850	09/29/2017	03/29/2016	5,000,000.00	0.838	0.850	Fed Home Ln Mtg Corp	5,000,450.00
11448	FAC	5,000,000.00	0.850	10/13/2017	04/13/2016	5,000,000.00	0.838	0.850	Fed Home Ln Mtg Corp	5,001,000.00
11281	FAC	5,000,000.00	0.900	11/24/2017	11/24/2015	4,996,250.00	0.925	0.937	Fed Home Ln Mtg Corp	4,999,900.00
11284	FAC	5,000,000.00	0.850	11/24/2017	11/24/2015	5,000,000.00	0.336	0.341	Fed Home Ln Mtg Corp	5,000,150.00
11298	FAC	5,000,000.00	1.050	12/08/2017	12/08/2015	5,000,000.00	1.035	1.050	Fed Home Ln Mtg Corp	5,000,300.00
11315	FAC	5,000,000.00	1.050	12/15/2017	12/15/2015	5,000,000.00	1.035	1.050	Fed Home Ln Mtg Corp	5,002,400.00
11316	FAC	5,000,000.00	1.050	12/15/2017	12/15/2015	5,000,000.00	1.035	1.050	Fed Home Ln Mtg Corp	5,000,950.00
11353	FAC	5,000,000.00	1.250	01/29/2018	01/29/2016	5,000,000.00	1.232	1.250	Fed Home Ln Mtg Corp	5,008,100.00
11362	FAC	5,000,000.00	1.000	02/16/2018	02/16/2016	5,000,000.00	0.986	1.000	Federal Home Loan Bank	4,991,900.00
11286	FAC	5,000,000.00	1.050	02/26/2018	11/30/2015	5,000,000.00	1.035	1.050	Fed Home Ln Mtg Corp	5,000,600.00
11398	FAC	5,000,000.00	1.125	03/16/2018	03/16/2016	5,000,000.00	1.109	1.125	Fed Home Ln Mtg Corp	5,000,300.00
11212	FAC	5,000,000.00	1.100	03/30/2018	09/30/2015	5,000,000.00	1.084	1.100	Fed Home Ln Mtg Corp	5,001,200.00
11240	FAC	5,000,000.00	1.000	04/27/2018	10/27/2015	5,000,000.00	0.986	1.000	Fed Home Ln Mtg Corp	4,995,150.00
11144	FAC	5,000,000.00	0.750	06/15/2018	06/15/2015	5,000,000.00	1.229	1.246	Fed Home Ln Mtg Corp	5,000,400.00
11396	FAC	5,000,000.00	1.050	06/15/2018	03/15/2016	5,000,000.00	1.035	1.050	Fed Home Ln Mtg Corp	4,997,550.00
11328	FAC	5,000,000.00	1.250	06/28/2018	12/28/2015	5,000,000.00	1.232	1.250	Federal Home Loan Bank	5,003,100.00
11211	FAC	5,000,000.00	1.100	06/29/2018	09/29/2015	5,000,000.00	1.085	1.100	Fed Home Ln Mtg Corp	5,005,700.00
11330	FAC	5,000,000.00	1.200	06/29/2018	12/29/2015	5,000,000.00	1.183	1.200	Fed Home Ln Mtg Corp	5,001,200.00
11350	FAC	5,000,000.00	1.375	07/27/2018	01/27/2016	5,000,000.00	1.356	1.375	Federal Home Loan Bank	5,000,750.00

INVESTMENT #	TYPE	FACE VALUE	STATED RATE	MATURITY DATE	PURCHASE DATE	BOOK VALUE	YTM 360 DAYS	YTM 365 DAYS	DESCRIPTION	MARKET VALUE
11463	FAC	5,000,000.00	1.000	07/27/2018	04/27/2016	5,000,000.00	0.986	1.000	Fed Home Ln Mtg Corp	4,998,450.00
11384	FAC	5,000,000.00	1.000	09/07/2018	03/07/2016	5,000,000.00	0.986	1.000	Fed Home Ln Mtg Corp	4,995,400.00
11349	FAC	5,000,000.00	1.250	10/26/2018	01/26/2016	5,000,000.00	1.233	1.250	Fed Home Ln Mtg Corp	5,005,200.00
11245	FAC	3,250,000.00	1.250	10/29/2018	10/29/2015	3,250,000.00	1.232	1.250	Fed Home Ln Mtg Corp	3,252,697.50
11369	FAC	5,000,000.00	1.250	11/19/2018	02/19/2016	5,000,000.00	1.233	1.250	Fed Home Ln Mtg Corp	5,000,550.00
11271	FAC	5,000,000.00	1.150	11/19/2018	11/19/2015	5,000,000.00	1.134	1.150	Fed Natl Mtg Assoc	5,000,650.00
11416	FAC	5,000,000.00	1.200	12/28/2018	03/28/2016	5,000,000.00	1.183	1.200	Federal Home Loan Bank	4,989,500.00
11360	FAC	5,000,000.00	1.350	02/12/2019	02/12/2016	5,000,000.00	1.331	1.350	Fed Home Ln Mtg Corp	5,000,200.00
11375	FAC	5,000,000.00	1.000	02/26/2019	02/26/2016	5,000,000.00	1.634	1.657	Fed Home Ln Mtg Corp	5,000,850.00
11376	FAC	5,000,000.00	1.300	02/26/2019	02/26/2016	5,000,000.00	1.282	1.300	Fed Home Ln Mtg Corp	5,000,900.00
11394	FAC	5,000,000.00	0.750	03/14/2019	03/14/2016	5,000,000.00	1.874	1.900	Fed Natl Mtg Assoc	4,998,250.00
11462	FAC	5,000,000.00	1.000	04/26/2019	04/26/2016	5,000,000.00	1.593	1.616	Fed Home Ln Mtg Corp	4,998,450.00
11464	FAC	5,000,000.00	1.300	04/29/2019	04/29/2016	5,000,000.00	1.282	1.300	Fed Home Ln Mtg Corp	4,996,350.00
10800	RRP	191,726.00	3.500	07/01/2019	07/01/2014	191,726.00	3.452	3.500	MARIN COUNTY	191,726.00

	1,060,795,880.74	1,058,691,793.68	1,059,780,902.24
AMORTIZATION & ACCRETION OF PREMIUMS & DISCOUNTS		400.46	ACCRUED INTEREST DISCOUNT INVESTMENTS
	1,060,795,880.74	1,058,692,194.14	1,059,780,902.24



TREASURER DIVISION - DEPARTMENT OF FINANCE
 PORTFOLIO SUMMARY REPORT - OPERATING FUNDS
 COUNTY OF MARIN, SCHOOLS & SPECIAL DISTRICTS
 April 30, 2016

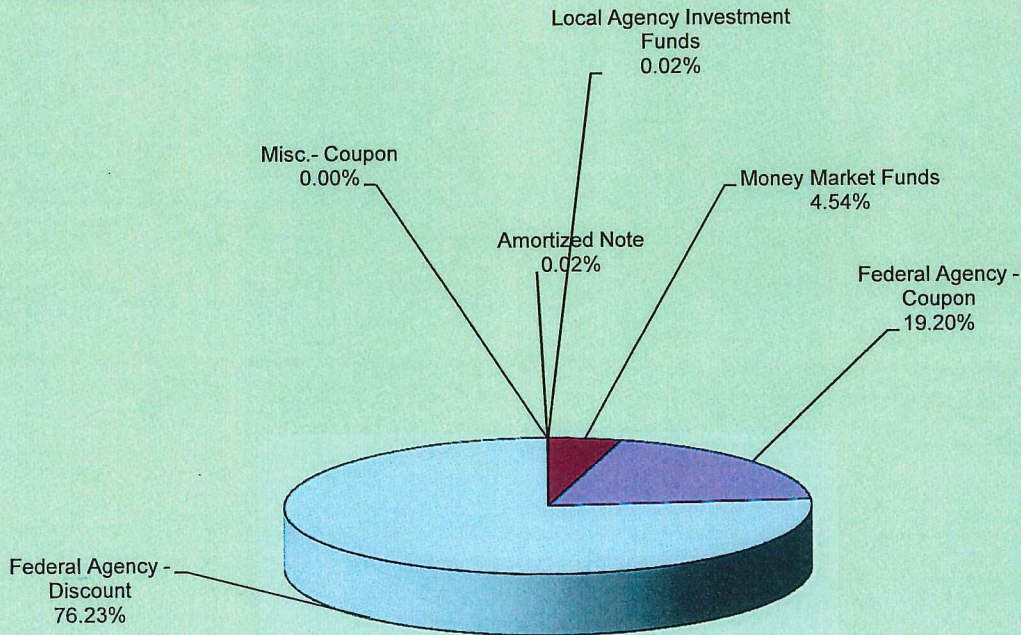
DESCRIPTION	ENDING BALANCE April 30, 2016	AVERAGE BALANCE April 30, 2016	WEIGHTED AVERAGE DAYS TO MATURITY	ANNUALIZED YIELD April 30, 2016	YIELD April 30, 2016
LOCAL AGENCY INVESTMENT FUNDS	\$237,676.46	\$237,402.42	1	0.525	0.525
MONEY MARKET FUNDS	\$48,016,478.28	\$29,083,144.95	1	0.211	0.010
FEDERAL AGENCY ISSUES - COUPON	\$203,242,100.00	\$193,077,665.85	700	1.029	1.071
FEDERAL AGENCY ISSUES - DISCOUNT	\$807,003,812.94	\$830,446,433.82	115	0.446	0.461
TREASURY SECURITIES - COUPON					
TREASURY SECURITIES - DISCOUNT					
MISC SECURITIES - COUPON					
AMORTIZED NOTE	\$191,726.00	\$191,726.00	1,156	3.500	3.500
TOTALS & AVERAGES	\$1,058,691,793.68	\$1,053,036,373.03	223	0.547%	0.558%

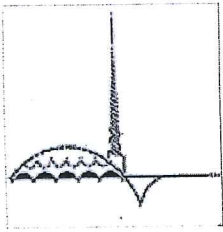
The Local Agency Investment Funds is an open ended account and is not included in the total weighted days to maturity.

**Treasurer Division - Department of Finance
Portfolio Yield Report - Operating Funds
County of Marin, Schools & Special Districts
April 30, 2016**

INVESTMENT HOLDINGS	BOOK VALUE	4/30/16
Local Agency Investment Funds	\$237,676.46	0.525%
Money Market Funds	\$48,016,478.28	0.010%
Federal Agency - Coupon	\$203,242,100.00	1.071%
Federal Agency - Discount	\$807,003,812.94	0.461%
Misc.- Coupon	\$0.00	0.000%
Amortized Note	\$191,726.00	3.500%
TOTAL	\$1,058,691,793.68	0.558%

PORTFOLIO ALLOCATION





TREASURER DIVISION - DEPARTMENT OF FINANCE

REPORT OF INVESTMENTS - NON-OPERATING FUNDS

CHILDREN & FAMILIES COMMISSION

April 30, 2016

Page 1

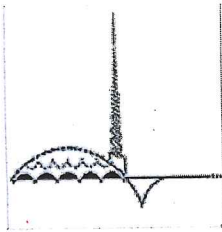
INVESTMENT #	TYPE	FACE VALUE	MATURITY DATE	PURCHASE DATE	BOOK VALUE	YTM 360 DAYS	YTM 365 DAYS	DESCRIPTION	MARKET VALUE
101	LA2	98,719.77	//	//	98,719.77	0.517	0.525	LOCAL AGENCY INVESTMENT FUND	98,719.77
		98,719.77			98,719.77				98,719.77

TREASURER DIVISION - DEPARTMENT OF FINANCE

REPORT OF INVESTMENTS - NON-OPERATING FUNDS

SAN RAFAEL SCHOOLS

April 30, 2016



Page 1

INVESTMENT #	TYPE	FACE VALUE	MATURITY DATE	PURCHASE DATE	BOOK VALUE	YTM 360 DAYS	YTM 365 DAYS	DESCRIPTION	MARKET VALUE
687	LA1	0.00	//	//	0.00	5.181	5.253	LOCAL AGENCY INVESTMENT FUND	0.00
746	LA1	427,621.55	//	//	427,621.55	0.517	0.525	LOCAL AGENCY INVESTMENT FUND	427,621.55
		427,621.55			427,621.55				427,621.55
AMORTIZATION & ACCRETION OF PREMIUMS & DISCOUNTS					-0-				
		427,621.55			427,621.55				427,621.55