

COUNTY OF MARIN



DIVISION OF THE DEPARTMENT OF FINANCE

TREASURER

Excellent and responsive fiscal leadership.

Roy Given, CPA  
DIRECTOR

December 13, 2016

Mina Martinovich, CPA  
ASSISTANT DIRECTOR

Steve Kinsey, President  
Board of Supervisors  
County of Marin  
3501 Civic Center Dr. #329  
San Rafael, CA 94903

Mary Jane Burke  
Superintendent of Schools  
Marin County Office of Education  
P.O. Box 4925  
San Rafael, CA 94913

Marin County Schools,  
Special Districts, and  
MCERA

Karen Shaw  
FINANCE DIVISION CHIEF

RE: MONTHLY REPORT OF COUNTY, SCHOOLS AND DISTRICT INVESTMENTS  
as of October 31, 2016.

Marin County Civic Center  
3501 Civic Center Drive  
Suite 209  
PO Box 4220  
San Rafael, CA 94913-4220  
415 473 6143 T  
415 473 3741 F  
CRS Dial 711  
[www.marincounty.org/treas](http://www.marincounty.org/treas)

Dear Investment Fund Participants:

The attached Monthly Report of County, Schools and District investments is provided for your review.

\* The investments were made pursuant to Government Code Sections 53601, 53635 and comply with the County Treasurer's Statement of Investment Policy. The investment policy provides for:

- Preservation of capital through high quality investments;
- Maintenance of sufficient liquidity to meet participant operating needs; and
- A rate of return consistent with the above objectives.

\* Maturities are scheduled to meet participant expenditure requirements for the next six months.

\* Attached spreadsheets identify investment type, issuer, maturity date, amount invested and fair market value for each security held. Fair market values were determined by Wells Fargo Institutional Trust Services on all securities except for investments in the Local Agency Investment Fund which was valued at face value by us. Adjustments have been made for premiums, discounts and accrued interest on discount securities to make the book value and fair market value more comparable.

I trust you find this report informative. Should you have any questions do not hesitate to call me.

Respectfully submitted,


Roy Given  
Director of Finance

RG: mg  
Attachments

cc: Matthew Hymel, County Administrator  
Marin County Treasury Oversight Committee

Requests for accommodations may be made by calling (415) 473-4381 (Voice/TTY), 711 for California Relay Service or by e-mail at [disabilityaccess@marincounty.org](mailto:disabilityaccess@marincounty.org). Copies of documents are available in alternative formats, upon request.

CA-56



**TREASURER DIVISION - DEPARTMENT OF FINANCE**  
**REPORT OF INVESTMENTS - OPERATING FUNDS**  
**COUNTY OF MARIN, SCHOOLS & SPECIAL DISTRICTS**

October 31, 2016

Page 1

INVESTMENT #	TYPE	FACE VALUE	STATED RATE	MATURITY DATE	PURCHASE DATE	BOOK VALUE	YTM 360 DAYS	YTM 365 DAYS	DESCRIPTION	MARKET VALUE
142	LA1	238,361.44	2.967	//	07/01/2011	238,361.44	0.645	0.654	Local Agency Investment Fund	238,361.44
3490	LA2	0.00	5.170	//	07/01/2011	0.00	0.000	0.001	MM-DREYFUS	0.00
9149	LA2	10,028,480.18	0.040	//	07/01/2011	10,028,480.18	0.266	0.270	MM-FIDELITY Institutional Gov	10,028,480.18
4366	LA2	0.00	4.930	//	07/01/2011	0.00	0.009	0.010	NATIONS Treasury Reserves	0.00
2246	LA2	10,017,350.50	4.760	//	07/01/2011	10,017,350.50	0.266	0.270	MM-WELLS FARGO Institutional G	10,017,350.50
11525	FAD	4,000,000.00	0.290	11/01/2016	07/28/2016	3,996,906.67	0.290	0.294	Fed Natl Mtg Assoc Disc	4,000,000.00
11503	FAD	4,000,000.00	0.000	11/02/2016	06/27/2016	3,995,662.22	0.305	0.309	Fed Natl Mtg Assoc Disc	3,999,960.00
11515	FAD	5,000,000.00	0.280	11/03/2016	07/05/2016	4,995,294.44	0.280	0.284	Fed Natl Mtg Assoc Disc	4,999,950.00
11455	FAD	8,000,000.00	0.430	11/04/2016	04/14/2016	7,980,506.67	0.437	0.444	Federal Home Loan Discount	7,999,840.00
11457	FAD	9,000,000.00	0.430	11/07/2016	04/15/2016	8,977,855.00	0.437	0.443	Federal Home Loan Discount	8,999,730.00
11510	FAD	3,500,000.00	0.305	11/08/2016	06/29/2016	3,496,085.83	0.305	0.309	Fed Natl Mtg Assoc Disc	3,499,860.00
11511	FAD	4,300,000.00	0.305	11/09/2016	06/29/2016	4,295,154.74	0.305	0.309	Fed Natl Mtg Assoc Disc	4,299,828.00
11507	FAD	3,000,000.00	0.000	11/10/2016	06/28/2016	2,996,062.50	0.350	0.355	Federal Home Loan Discount	2,999,850.00
11512	FAD	4,000,000.00	0.280	11/14/2016	06/30/2016	3,995,737.78	0.280	0.284	Fed Natl Mtg Assoc Disc	3,999,720.00
11506	FAD	3,000,000.00	0.000	11/15/2016	06/28/2016	2,995,916.67	0.350	0.355	Federal Home Loan Discount	2,999,760.00
11458	FAD	3,000,000.00	0.430	11/16/2016	04/15/2016	2,992,295.83	0.437	0.443	Federal Home Loan Discount	2,999,760.00
11513	FAD	3,000,000.00	0.290	11/17/2016	06/30/2016	2,996,616.67	0.290	0.294	Fed Natl Mtg Assoc Disc	2,999,730.00
11456	FAD	8,000,000.00	0.430	11/18/2016	04/14/2016	7,979,168.89	0.437	0.443	Federal Home Loan Discount	7,999,280.00
11586	FAD	4,000,000.00	0.200	11/18/2016	10/31/2016	3,999,600.00	0.200	0.202	Federal Home Loan Discount	3,999,640.00
11459	FAD	6,000,000.00	0.430	11/21/2016	04/15/2016	5,984,233.33	0.437	0.443	Federal Home Loan Discount	5,999,340.00
11514	FAD	3,000,000.00	0.290	11/22/2016	06/30/2016	2,996,495.83	0.290	0.294	Fed Natl Mtg Assoc Disc	2,999,640.00
11526	FAD	3,000,000.00	0.000	11/23/2016	08/01/2016	2,997,245.00	0.290	0.294	Fed Natl Mtg Assoc Disc	2,999,640.00

INVESTMENT #	TYPE	FACE VALUE	STATED RATE	MATURITY DATE	PURCHASE DATE	BOOK VALUE	YTM 360 DAYS	YTM 365 DAYS	DESCRIPTION	MARKET VALUE
11441	FAD	15,000,000.00	0.000	11/30/2016	04/08/2016	14,958,700.00	0.427	0.433	Federal Home Loan Discount	14,997,600.00
11521	FAD	3,500,000.00	0.400	12/13/2016	07/15/2016	3,494,127.78	0.400	0.406	Federal Home Loan Discount	3,499,160.00
11320	FAD	35,000,000.00	0.750	12/15/2016	12/16/2015	34,733,854.17	0.766	0.777	Fed Agric Mtg Corp Discount	34,990,900.00
11321	FAD	25,000,000.00	0.750	12/15/2016	12/17/2015	24,810,416.67	0.766	0.777	Fed Agric Mtg Corp Discount	24,993,500.00
11323	FAD	15,000,000.00	0.720	12/15/2016	12/18/2015	14,891,100.00	0.736	0.746	Federal Home Loan Discount	14,996,100.00
11392	FAD	8,000,000.00	0.520	12/15/2016	03/10/2016	7,967,644.44	0.530	0.537	Fed Home Ln Mtg Corp Disc	7,997,920.00
11332	FAD	18,000,000.00	0.000	12/15/2016	12/29/2015	17,882,080.00	0.684	0.694	Fed Natl Mtg Assoc Disc	17,995,320.00
11435	FAD	10,000,000.00	0.560	12/16/2016	04/06/2016	9,960,488.89	0.570	0.578	Federal Home Loan Discount	9,997,400.00
11460	FAD	8,000,000.00	0.400	12/16/2016	04/15/2016	7,978,222.22	0.407	0.412	Fed Home Ln Mtg Corp Disc	7,997,920.00
10690	FAC	5,000,000.00	0.650	12/19/2016	03/19/2014	4,998,500.00	0.652	0.661	Federal Home Loan Bank	5,002,650.00
11516	FAD	4,500,000.00	0.365	12/20/2016	07/06/2016	4,492,380.63	0.365	0.370	Fed Home Ln Mtg Corp Disc	4,498,695.00
11519	FAD	3,500,000.00	0.000	12/21/2016	07/08/2016	3,493,867.22	0.380	0.385	Fed Home Ln Mtg Corp Disc	3,498,985.00
11517	FAD	4,000,000.00	0.350	12/22/2016	07/07/2016	3,993,466.67	0.350	0.355	Fed Natl Mtg Assoc Disc	3,998,800.00
11556	FAD	1,600,000.00	0.250	12/23/2016	09/29/2016	1,599,055.56	0.250	0.253	Federal Home Loan Discount	1,599,520.00
11461	FAD	15,000,000.00	0.400	12/23/2016	04/19/2016	14,958,666.67	0.407	0.412	Fed Home Ln Mtg Corp Disc	14,995,500.00
11474	FAD	8,000,000.00	0.510	12/23/2016	05/19/2016	7,975,293.33	0.521	0.528	Fed Natl Mtg Assoc Disc	7,997,600.00
11518	FAD	4,000,000.00	0.350	12/29/2016	07/07/2016	3,993,194.44	0.350	0.355	Fed Natl Mtg Assoc Disc	3,998,640.00
11492	FAD	14,000,000.00	0.460	12/30/2016	06/15/2016	13,964,580.00	0.468	0.475	Fed Home Ln Mtg Corp Disc	13,995,240.00
11532	FAD	5,000,000.00	0.350	01/03/2017	08/17/2016	4,993,243.06	0.350	0.355	Federal Home Loan Discount	4,997,200.00
11529	FAD	3,500,000.00	0.000	01/04/2017	08/08/2016	3,494,785.00	0.360	0.365	Federal Home Loan Discount	3,498,005.00
11533	FAD	3,000,000.00	0.350	01/05/2017	08/22/2016	2,996,033.33	0.350	0.355	Federal Home Loan Discount	2,998,260.00
11534	FAD	5,000,000.00	0.350	01/06/2017	08/24/2016	4,993,437.50	0.350	0.355	Federal Home Loan Discount	4,997,050.00
11528	FAD	4,000,000.00	0.000	01/09/2017	08/05/2016	3,993,720.00	0.360	0.365	Federal Home Loan Discount	3,997,560.00
11538	FAD	3,000,000.00	0.000	01/10/2017	08/29/2016	2,996,091.67	0.350	0.355	Federal Home Loan Discount	2,998,140.00
11571	FAD	3,000,000.00	0.000	01/11/2017	10/18/2016	2,998,016.67	0.280	0.284	Federal Home Loan Discount	2,998,110.00
11559	FAD	7,000,000.00	0.000	01/13/2017	10/03/2016	6,994,050.00	0.300	0.304	Federal Home Loan Discount	6,995,450.00
11535	FAD	5,000,000.00	0.350	01/17/2017	08/25/2016	4,992,951.39	0.350	0.355	Federal Home Loan Discount	4,996,600.00

INVESTMENT #	TYPE	FACE VALUE	STATED RATE	MATURITY DATE	PURCHASE DATE	BOOK VALUE	YTM 360 DAYS	YTM 365 DAYS	DESCRIPTION	MARKET VALUE
11545	FAD	5,000,000.00	0.380	01/17/2017	09/15/2016	4,993,455.56	0.380	0.385	Federal Home Loan Discount	4,996,600.00
11572	FAD	3,000,000.00	0.330	01/18/2017	10/18/2016	2,997,470.00	0.330	0.334	Fed Home Ln Mtg Corp Disc	2,997,930.00
11549	FAD	3,000,000.00	0.340	01/19/2017	09/21/2016	2,996,600.00	0.340	0.345	Federal Home Loan Discount	2,997,900.00
11550	FAD	3,500,000.00	0.340	01/20/2017	09/21/2016	3,496,000.28	0.340	0.345	Federal Home Loan Discount	3,497,515.00
11537	FAD	11,500,000.00	0.350	01/23/2017	08/26/2016	11,483,229.17	0.350	0.355	Federal Home Loan Discount	11,491,490.00
11543	FAD	5,000,000.00	0.380	01/23/2017	09/14/2016	4,993,086.11	0.380	0.385	Federal Home Loan Discount	4,996,300.00
11568	FAD	4,000,000.00	0.000	01/24/2017	10/17/2016	3,996,260.00	0.340	0.345	Federal Home Loan Discount	3,997,000.00
11551	FAD	3,500,000.00	0.000	01/25/2017	09/22/2016	3,496,354.17	0.300	0.304	Federal Home Loan Discount	3,497,340.00
11566	FAD	3,500,000.00	0.340	01/26/2017	10/14/2016	3,496,562.22	0.340	0.345	Federal Home Loan Discount	3,497,340.00
11527	FAD	8,000,000.00	0.360	01/27/2017	08/03/2016	7,985,840.00	0.360	0.365	Federal Home Loan Discount	7,993,840.00
11560	FAD	11,000,000.00	0.000	01/30/2017	10/07/2016	10,988,052.78	0.340	0.345	Federal Home Loan Discount	10,991,200.00
11561	FAD	10,000,000.00	0.340	01/30/2017	10/11/2016	9,989,516.67	0.340	0.345	Federal Home Loan Discount	9,992,000.00
11569	FAD	5,000,000.00	0.340	01/30/2017	10/17/2016	4,995,041.67	0.340	0.345	Federal Home Loan Discount	4,996,000.00
11540	FAD	5,000,000.00	0.410	01/31/2017	08/30/2016	4,991,230.56	0.410	0.416	Federal Home Loan Discount	4,995,950.00
11575	FAD	9,500,000.00	0.350	01/31/2017	10/20/2016	9,490,486.81	0.350	0.355	Federal Home Loan Discount	9,492,305.00
11583	FAD	13,000,000.00	0.340	01/31/2017	10/27/2016	12,988,213.33	0.340	0.345	Federal Home Loan Discount	12,989,470.00
11576	FAD	4,000,000.00	0.360	02/01/2017	10/24/2016	3,996,000.00	0.360	0.365	Federal Home Loan Discount	3,996,320.00
11547	FAD	3,500,000.00	0.390	02/02/2017	09/19/2016	3,494,843.33	0.390	0.396	Fed Natl Mtg Assoc Disc	3,496,745.00
11548	FAD	3,500,000.00	0.390	02/03/2017	09/19/2016	3,494,805.42	0.390	0.396	Fed Natl Mtg Assoc Disc	3,496,710.00
11553	FAD	5,000,000.00	0.300	02/06/2017	09/27/2016	4,994,500.00	0.300	0.304	Fed Home Ln Mtg Corp Disc	4,995,150.00
11562	FAD	4,500,000.00	0.360	02/07/2017	10/13/2016	4,494,735.00	0.360	0.365	Federal Home Loan Discount	4,495,590.00
11563	FAD	3,000,000.00	0.000	02/08/2017	10/13/2016	2,996,460.00	0.360	0.365	Federal Home Loan Discount	2,997,030.00
11564	FAD	3,000,000.00	0.360	02/09/2017	10/13/2016	2,996,430.00	0.360	0.365	Federal Home Loan Discount	2,997,000.00
11557	FAD	5,000,000.00	0.300	02/10/2017	09/29/2016	4,994,416.67	0.300	0.304	Fed Home Ln Mtg Corp Disc	4,994,950.00
11574	FAD	6,500,000.00	0.000	02/13/2017	10/19/2016	6,493,240.00	0.320	0.324	Federal Home Loan Discount	6,493,240.00
11565	FAD	3,000,000.00	0.000	02/14/2017	10/13/2016	2,996,280.00	0.360	0.365	Federal Home Loan Discount	2,996,850.00
11358	FAC	5,000,000.00	0.600	02/15/2017	02/11/2016	5,000,000.00	0.591	0.599	Federal Home Loan Bank	5,002,050.00

INVESTMENT #	TYPE	FACE VALUE	STATED RATE	MATURITY DATE	PURCHASE DATE	BOOK VALUE	YTM 360 DAYS	YTM 365 DAYS	DESCRIPTION	MARKET VALUE
11364	FAC	5,000,000.00	0.720	02/17/2017	02/17/2016	5,000,000.00	0.710	0.720	Federal Home Loan Bank	5,000,900.00
11573	FAD	3,000,000.00	0.370	02/17/2017	10/18/2016	2,996,238.33	0.370	0.375	Federal Home Loan Discount	2,996,760.00
11578	FAD	7,000,000.00	0.390	02/24/2017	10/24/2016	6,990,672.50	0.390	0.395	Federal Home Loan Discount	6,991,950.00
11585	FAD	7,000,000.00	0.000	02/27/2017	10/28/2016	6,990,985.56	0.380	0.385	Fed Home Ln Mtg Corp Disc	6,991,740.00
11581	FAD	8,000,000.00	0.400	02/28/2017	10/26/2016	7,988,888.89	0.400	0.406	Federal Home Loan Discount	7,990,480.00
11582	FAD	14,500,000.00	0.400	02/28/2017	10/27/2016	14,480,022.22	0.400	0.406	Federal Home Loan Discount	14,482,745.00
11387	FAD	15,000,000.00	0.710	03/07/2017	03/10/2016	14,892,908.33	0.723	0.733	Fed Agric Mtg Corp Discount	14,979,000.00
11433	FAC	5,000,000.00	0.625	04/04/2017	04/04/2016	4,997,350.00	0.668	0.678	Federal Home Loan Bank	5,001,300.00
11536	FAD	20,000,000.00	0.445	04/13/2017	08/26/2016	19,943,138.89	0.454	0.460	Fed Home Ln Mtg Corp Disc	19,959,200.00
11494	FAD	5,000,000.00	0.540	06/15/2017	06/20/2016	4,973,000.00	0.549	0.557	Fed Home Ln Mtg Corp Disc	4,984,300.00
11374	FAC	5,000,000.00	0.800	08/25/2017	02/25/2016	5,000,000.00	0.789	0.800	Fed Home Ln Mtg Corp	4,996,900.00
11541	FAC	5,000,000.00	0.680	09/06/2017	09/06/2016	5,000,000.00	0.670	0.680	Federal Farm Credit Bank	5,001,400.00
11552	FAD	8,000,000.00	0.590	09/22/2017	09/23/2016	7,952,275.56	0.600	0.609	Fed Home Ln Mtg Corp Disc	7,955,200.00
11423	FAC	5,000,000.00	0.850	09/29/2017	03/29/2016	5,000,000.00	0.838	0.850	Fed Home Ln Mtg Corp	5,001,400.00
11448	FAC	5,000,000.00	0.850	10/13/2017	04/13/2016	5,000,000.00	0.838	0.850	Fed Home Ln Mtg Corp	5,001,350.00
11281	FAC	5,000,000.00	0.900	11/24/2017	11/24/2015	4,996,250.00	0.925	0.937	Fed Home Ln Mtg Corp	5,000,300.00
11284	FAC	5,000,000.00	0.850	11/24/2017	11/24/2015	5,000,000.00	0.336	0.341	Fed Home Ln Mtg Corp	5,000,400.00
11508	FAC	5,000,000.00	0.700	12/29/2017	06/29/2016	5,000,000.00	0.690	0.700	Fed Home Ln Mtg Corp	4,988,300.00
11509	FAC	5,000,000.00	0.830	12/29/2017	06/29/2016	5,000,000.00	0.818	0.830	Fed Home Ln Mtg Corp	4,998,400.00
11362	FAC	5,000,000.00	1.000	02/16/2018	02/16/2016	5,000,000.00	0.986	1.000	Federal Home Loan Bank	4,993,650.00
11491	FAC	5,000,000.00	0.750	03/15/2018	06/15/2016	5,000,000.00	1.195	1.211	Federal Home Loan Bank	5,000,250.00
11468	FAC	5,000,000.00	1.000	05/11/2018	05/11/2016	5,000,000.00	0.985	0.999	Fed Home Ln Mtg Corp	4,992,600.00
11473	FAC	5,000,000.00	1.000	05/18/2018	05/18/2016	5,000,000.00	0.986	1.000	Federal Home Loan Bank	5,002,650.00
11477	FAC	5,000,000.00	0.750	05/25/2018	05/25/2016	5,000,000.00	1.228	1.245	Fed Home Ln Mtg Corp	4,999,200.00
11544	FAC	5,000,000.00	1.000	06/15/2018	09/15/2016	5,000,000.00	0.984	0.998	Federal Home Loan Bank	4,994,950.00
11396	FAC	5,000,000.00	1.050	06/15/2018	03/15/2016	5,000,000.00	1.035	1.050	Fed Home Ln Mtg Corp	4,997,900.00
11520	FAC	5,000,000.00	0.850	07/13/2018	07/13/2016	5,000,000.00	0.838	0.850	Fed Natl Mtg Assoc	4,983,950.00

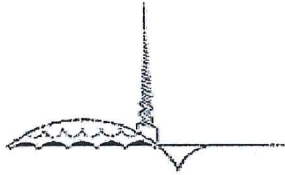
INVESTMENT #	TYPE	FACE VALUE	STATED RATE	MATURITY DATE	PURCHASE DATE	BOOK VALUE	YTM 360 DAYS	YTM 365 DAYS	DESCRIPTION	MARKET VALUE
11463	FAC	5,000,000.00	1.000	07/27/2018	04/27/2016	5,000,000.00	0.986	1.000	Fed Home Ln Mtg Corp	5,006,350.00
11524	FAC	5,000,000.00	0.875	07/27/2018	07/27/2016	5,000,000.00	0.863	0.875	Fed Natl Mtg Assoc	4,990,800.00
11384	FAC	5,000,000.00	1.000	09/07/2018	03/07/2016	5,000,000.00	0.986	1.000	Fed Home Ln Mtg Corp	4,995,950.00
11554	FAC	5,000,000.00	0.750	09/28/2018	09/28/2016	5,000,000.00	1.291	1.309	Federal Home Loan Bank	4,997,200.00
11504	FAC	5,000,000.00	1.150	09/28/2018	06/28/2016	5,000,000.00	1.134	1.150	Fed Home Ln Mtg Corp	5,001,100.00
11570	FAC	1,300,000.00	1.070	10/18/2018	10/18/2016	1,300,000.00	1.055	1.070	Fed Home Ln Mtg Corp	1,296,789.00
11580	FAC	5,000,000.00	0.625	10/26/2018	10/26/2016	5,000,000.00	1.169	1.185	Fed Home Ln Mtg Corp	4,999,150.00
11271	FAC	5,000,000.00	1.150	11/19/2018	11/19/2015	5,000,000.00	1.134	1.150	Fed Natl Mtg Assoc	5,000,850.00
11522	FAC	5,000,000.00	1.000	01/25/2019	07/25/2016	5,000,000.00	0.986	1.000	Fed Natl Mtg Assoc	4,979,450.00
11539	FAC	5,000,000.00	1.000	02/28/2019	08/30/2016	5,000,000.00	0.986	1.000	Federal Home Loan Bank	4,983,600.00
11555	FAC	5,000,000.00	1.125	03/29/2019	09/29/2016	5,000,000.00	1.109	1.125	Fed Home Ln Mtg Corp	4,983,750.00
10800	RRP	146,238.79	3.500	07/01/2019	07/01/2014	146,238.79	3.452	3.500	MARIN COUNTY	146,238.79
11523	FAC	5,000,000.00	0.750	07/26/2019	07/26/2016	5,000,000.00	1.227	1.244	Fed Natl Mtg Assoc	4,978,400.00
11530	FAC	5,000,000.00	1.250	08/15/2019	08/15/2016	5,000,000.00	1.232	1.250	Fed Home Ln Mtg Corp	4,986,000.00
11531	FAC	5,000,000.00	0.750	08/16/2019	08/16/2016	5,000,000.00	1.634	1.656	Fed Home Ln Mtg Corp	4,992,050.00
11542	FAC	5,000,000.00	1.125	09/09/2019	09/09/2016	4,995,000.00	1.143	1.159	Fed Natl Mtg Assoc	4,972,200.00
11546	FAC	5,000,000.00	0.850	09/16/2019	09/16/2016	5,000,000.00	1.568	1.590	Fed Home Ln Mtg Corp	4,995,150.00
11558	FAC	5,000,000.00	1.000	09/30/2019	09/30/2016	5,000,000.00	1.593	1.616	Fed Home Ln Mtg Corp	4,995,800.00
11577	FAC	3,035,000.00	0.750	10/24/2019	10/24/2016	3,035,000.00	1.533	1.554	Fed Home Ln Mtg Corp	3,032,268.50
11584	FAC	5,000,000.00	1.300	10/25/2019	10/28/2016	5,000,000.00	1.282	1.300	Fed Home Ln Mtg Corp	4,992,900.00
11579	FAC	5,000,000.00	1.200	10/25/2019	10/25/2016	5,000,000.00	1.183	1.200	Fed Natl Mtg Assoc	4,991,650.00

---

755,165,430.91	753,560,076.32	754,594,181.41
AMORTIZATION & ACCRETION OF PREMIUMS & DISCOUNTS	561.42	ACCRUED INTEREST DISCOUNT INVESTMENTS
755,165,430.91	753,560,637.74	754,594,181.41

---

---



TREASURER DIVISION - DEPARTMENT OF FINANCE  
PORTFOLIO SUMMARY REPORT - OPERATING FUNDS  
COUNTY OF MARIN, SCHOOLS & SPECIAL DISTRICTS  
October 31, 2016

DESCRIPTION	ENDING BALANCE October 31, 2016	AVERAGE BALANCE October 31, 2016	WEIGHTED AVERAGE DAYS TO MATURITY	ANNUALIZED YIELD October 31, 2016	YIELD October 31, 2016
LOCAL AGENCY INVESTMENT FUNDS	\$238,361.44	\$238,209.79	1	0.654	0.654
MONEY MARKET FUNDS	\$20,045,830.68	\$20,045,548.63	1	0.268	0.270
FEDERAL AGENCY ISSUES - COUPON	\$194,322,100.00	\$195,878,235.98	626	0.905	1.030
FEDERAL AGENCY ISSUES - DISCOUNT	\$538,807,545.41	\$523,016,254.85	72	0.465	0.464
TREASURY SECURITIES - COUPON					
TREASURY SECURITIES - DISCOUNT					
MISC SECURITIES - COUPON					
AMORTIZED NOTE	\$146,238.79	\$146,238.79	972	3.500	3.500
TOTALS & AVERAGES	\$753,560,076.32	\$739,324,488.03	213	0.577%	0.605%

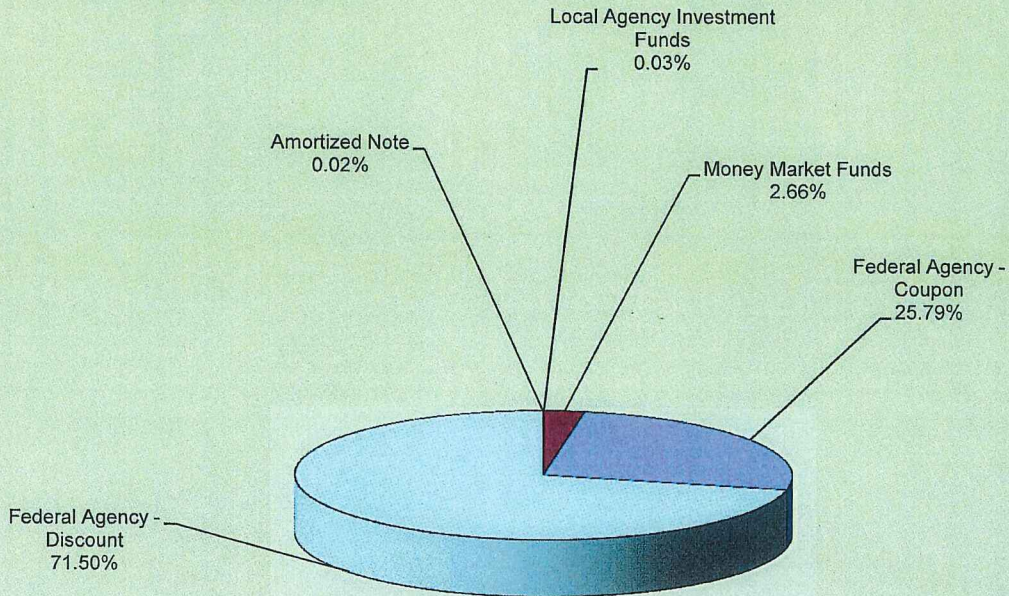
The Local Agency Investment Funds is an open ended account and is not included in the total weighted days to maturity.

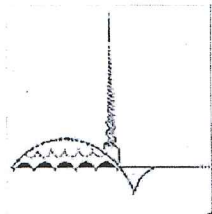


**Treasurer Division - Department of Finance  
Portfolio Yield Report - Operating Funds  
County of Marin, Schools & Special Districts  
October 30, 2016**

INVESTMENT HOLDINGS	BOOK VALUE	10/30/16
Local Agency Investment Funds	\$238,361.44	0.654%
Money Market Funds	\$20,045,830.68	0.270%
Federal Agency - Coupon	\$194,322,100.00	1.030%
Federal Agency - Discount	\$538,807,545.41	0.464%
Amortized Note	\$146,238.79	3.500%
<b>TOTAL</b>	<b>\$753,560,076.32</b>	<b>0.605%</b>

PORTFOLIO ALLOCATION






TREASURER DIVISION - DEPARTMENT OF FINANCE  
REPORT OF INVESTMENTS - NON-OPERATING FUNDS  
CHILDREN & FAMILIES COMMISSION

October 31, 2016

Page 1

INVESTMENT #	TYPE	FACE VALUE	MATURITY DATE	PURCHASE DATE	BOOK VALUE	YTM 360 DAYS	YTM 365 DAYS	DESCRIPTION	MARKET VALUE
101	LA2	99,004.28	//	//	99,004.28	0.645	0.654	LOCAL AGENCY INVESTMENT FUND	99,004.28
		99,004.28			99,004.28				99,004.28



TREASURER DIVISION - DEPARTMENT OF FINANCE

REPORT OF INVESTMENTS - NON-OPERATING FUNDS

SAN RAFAEL SCHOOLS

October 31, 2016

Page 1

INVESTMENT #	TYPE	FACE VALUE	MATURITY DATE	PURCHASE DATE	BOOK VALUE	YTM 360 DAYS	YTM 365 DAYS	DESCRIPTION	MARKET VALUE
687	LA1	0.00	//	//	0.00	5.181	5.253	LOCAL AGENCY INVESTMENT FUND	0.00
746	LA1	428,853.95	//	//	428,853.95	0.645	0.654	LOCAL AGENCY INVESTMENT FUND	428,853.95
		428,853.95			428,853.95				428,853.95
AMORTIZATION & ACCRETION OF PREMIUMS & DISCOUNTS					-0-				
		428,853.95			428,853.95				428,853.95