

DIVISION OF THE DEPARTMENT OF FINANCE  
**TREASURER**  
Excellent and responsive fiscal leadership.

Roy Given, CPA  
DIRECTOR

March 3, 2015

Karen Shaw  
INVESTMENT OFFICER

Katie Rice, President  
Board of Supervisors  
County of Marin  
3501 Civic Center Dr. #329  
San Rafael, CA 94903

Mary Jane Burke  
Superintendent of Schools  
Marin County Office of Education  
P. O. Box 4925  
San Rafael, CA 94913

Marin County Schools,  
Special Districts, and  
MCERA

Marin County Civic Center  
3501 Civic Center Drive  
Suite 209  
PO Box 4220  
San Rafael, CA 94913-4220  
415 473 6143 T  
415 473 3741 F  
CRS Dial 711  
www.marincounty.org/treas

RE: MONTHLY REPORT OF COUNTY, SCHOOLS AND DISTRICT INVESTMENTS  
as of January 31, 2015.

Dear Investment Fund Participants:

The attached Monthly Report of County, Schools and District investments is provided for your review.

\* The investments were made pursuant to Government Code Sections 53601, 53635 and comply with the County Treasurer's Statement of Investment Policy. The investment policy provides for:

- Preservation of capital through high quality investments;
- Maintenance of sufficient liquidity to meet participant operating needs; and
- A rate of return consistent with the above objectives.

\* Maturities are scheduled to meet participant expenditure requirements for the next six months.

\* Attached spreadsheets identify investment type, issuer, maturity date, amount invested and fair market value for each security held. Fair market values were determined by Wells Fargo Institutional Trust Services on all securities except for investments in the Local Agency Investment Fund which was valued at face value by us. Adjustments have been made for premiums, discounts and accrued interest on discount securities to make the book value and fair market value more comparable.

I trust you find this report informative. Should you have any questions do not hesitate to call me.

Respectfully submitted,

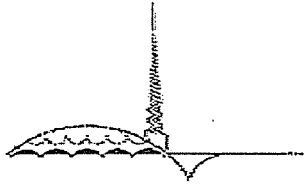
Roy Given  
Director of Finance

RG: mg  
Attachments

cc: Matthew Hymel, County Administrator  
Marin County Treasury Oversight Committee

Requests for accommodations may be made by calling (415) 473-4381 (Voice/TTY), 711 for California Relay Service or by e-mail at disabilityaccess@marincounty.org. Copies of documents are available in alternative formats, upon request.

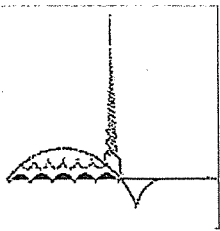
CA-6



TREASURER DIVISION - DEPARTMENT OF FINANCE  
PORTFOLIO SUMMARY REPORT - OPERATING FUNDS  
COUNTY OF MARIN, SCHOOLS & SPECIAL DISTRICTS  
January 31, 2015

DESCRIPTION	ENDING BALANCE January 31, 2015	AVERAGE BALANCE January 31, 2015	WEIGHTED AVERAGE DAYS TO MATURITY	ANNUALIZED YIELD January 31, 2015	YIELD January 31, 2015
LOCAL AGENCY INVESTMENT FUNDS	\$236,672.89	\$236,604.45	1	0.262	0.262
MONEY MARKET FUNDS	\$20,005,349.75	\$20,005,344.33	1	0.010	0.010
FEDERAL AGENCY ISSUES - COUPON	\$214,978,750.00	\$213,046,407.67	806	0.861	0.950
FEDERAL AGENCY ISSUES - DISCOUNT	\$563,482,308.80	\$598,788,228.90	69	0.082	0.088
TREASURY SECURITIES - COUPON					
TREASURY SECURITIES - DISCOUNT					
MISC SECURITIES - COUPON	\$350,777.00	\$350,777.00	867	3.603	3.603
AMORTIZED NOTE	\$235,675.00	\$235,675.00	1,611	3.502	3.500
TOTALS & AVERAGES	\$799,289,533.44	\$832,663,037.34	266	0.282%	0.320%

The Local Agency Investment Funds is an open ended account and is not included in the total weighted days to maturity.



TREASURER DIVISION - DEPARTMENT OF FINANCE

REPORT OF INVESTMENTS - OPERATING FUNDS

COUNTY OF MARIN, SCHOOLS & SPECIAL DISTRICTS

January 31, 2015

Page 1

INVESTMENT #	TYPE	FACE VALUE	STATED RATE	MATURITY DATE	PURCHASE DATE	BOOK VALUE	YTM 360 DAYS	YTM 365 DAYS	DESCRIPTION	MARKET VALUE
142	LA1	236,672.89	2.967	//	07/01/2011	236,672.89	0.258	0.262	Local Agency Investment Fund	236,672.89
3490	LA2	0.00	5.170	//	07/01/2011	0.00	0.000	0.001	MM-DREYFUS	0.00
9149	LA2	10,003,758.52	0.040	//	07/01/2011	10,003,758.52	0.009	0.010	MM-FIDELITY Institutional Gov	10,003,758.52
4366	LA2	0.00	4.930	//	07/01/2011	0.00	0.009	0.010	NATIONS Treasury Reserves	0.00
2246	LA2	10,001,591.23	4.760	//	07/01/2011	10,001,591.23	0.009	0.010	MM-WELLS FARGO Institutional G	10,001,591.23
10878	FAD	7,500,000.00	0.045	02/02/2015	10/27/2014	7,499,081.25	0.045	0.045	Federal Home Loan Discount	7,500,000.00
10884	FAD	5,000,000.00	0.060	02/03/2015	10/29/2014	4,999,191.67	0.060	0.060	Fed Agric Mtg Corp Discount	5,000,000.00
10991	FAD	3,000,000.00	0.000	02/04/2015	01/08/2015	2,999,865.00	0.060	0.060	Fed Agric Mtg Corp Discount	3,000,000.00
10881	FAD	3,000,000.00	0.045	02/05/2015	10/28/2014	2,999,625.00	0.045	0.045	Federal Home Loan Discount	3,000,000.00
10906	FAD	3,000,000.00	0.080	02/06/2015	11/13/2014	2,999,433.33	0.080	0.081	Federal Home Loan Discount	3,000,000.00
10882	FAD	4,000,000.00	0.045	02/09/2015	10/28/2014	3,999,480.00	0.045	0.045	Federal Home Loan Discount	4,000,000.00
10883	FAD	4,000,000.00	0.045	02/10/2015	10/28/2014	3,999,475.00	0.045	0.045	Federal Home Loan Discount	4,000,000.00
10885	FAD	5,300,000.00	0.055	02/11/2015	10/29/2014	5,299,149.79	0.055	0.055	Fed Natl Mtg Assoc Disc	5,299,947.00
10887	FAD	3,000,000.00	0.045	02/12/2015	10/29/2014	2,999,602.50	0.045	0.045	Federal Home Loan Discount	2,999,970.00
10990	FAD	4,900,000.00	0.060	02/12/2015	01/07/2015	4,899,706.00	0.060	0.060	Federal Home Loan Discount	4,899,951.00
10986	FAD	3,000,000.00	0.010	02/17/2015	01/02/2015	2,999,961.67	0.010	0.010	Federal Home Loan Discount	2,999,970.00
10886	FAD	1,880,000.00	0.060	02/17/2015	10/29/2014	1,879,652.20	0.060	0.060	Fed Home Ln Mtg Corp Disc	1,879,981.20
10873	FAD	4,500,000.00	0.055	02/18/2015	10/21/2014	4,499,175.00	0.055	0.055	Fed Natl Mtg Assoc Disc	4,499,955.00
10888	FAD	4,000,000.00	0.045	02/19/2015	10/29/2014	3,999,435.00	0.045	0.045	Federal Home Loan Discount	3,999,960.00
10898	FAD	4,000,000.00	0.053	02/19/2015	11/06/2014	3,999,381.67	0.053	0.053	Fed Home Ln Mtg Corp Disc	3,999,960.00
10997	FAD	6,900,000.00	0.030	02/20/2015	01/21/2015	6,899,827.50	0.030	0.030	Federal Home Loan Discount	6,899,931.00
10889	FAD	4,000,000.00	0.045	02/23/2015	10/29/2014	3,999,415.00	0.045	0.045	Federal Home Loan Discount	3,999,960.00

INVESTMENT #	TYPE	FACE VALUE	STATED RATE	MATURITY DATE	PURCHASE DATE	BOOK VALUE	YTM 360 DAYS	YTM 365 DAYS	DESCRIPTION	MARKET VALUE
10891	FAD	2,500,000.00	0.045	02/24/2015	10/30/2014	2,499,634.38	0.045	0.045	Federal Home Loan Discount	2,499,975.00
10890	FAD	1,100,000.00	0.060	02/24/2015	10/30/2014	1,099,785.50	0.060	0.060	Fed Home Ln Mtg Corp Disc	1,099,989.00
10892	FAD	4,000,000.00	0.000	02/25/2015	10/31/2014	3,999,220.00	0.060	0.060	Federal Home Loan Discount	3,999,960.00
10894	FAD	5,000,000.00	0.045	02/26/2015	11/03/2014	4,999,281.25	0.045	0.045	Federal Home Loan Discount	4,999,950.00
10897	FAD	11,900,000.00	0.060	02/26/2015	11/05/2014	11,897,758.83	0.060	0.060	Fed Natl Mtg Assoc Disc	11,899,881.00
10904	FAD	5,250,000.00	0.085	02/27/2015	11/12/2014	5,248,673.65	0.085	0.086	Federal Home Loan Discount	5,249,947.50
10909	FAD	4,720,000.00	0.080	02/27/2015	11/14/2014	4,718,898.67	0.080	0.081	Federal Home Loan Discount	4,719,952.80
10921	FAD	7,600,000.00	0.000	03/02/2015	11/20/2014	7,598,385.00	0.075	0.076	Fed Natl Mtg Assoc Disc	7,599,848.00
10895	FAD	3,125,000.00	0.065	03/03/2015	11/04/2014	3,124,328.56	0.065	0.065	Fed Home Ln Mtg Corp Disc	3,124,937.50
10896	FAD	2,500,000.00	0.000	03/04/2015	11/04/2014	2,499,458.33	0.065	0.065	Fed Natl Mtg Assoc Disc	2,499,950.00
10910	FAD	3,000,000.00	0.095	03/05/2015	11/14/2014	2,999,121.25	0.095	0.096	Fed Home Ln Mtg Corp Disc	2,999,940.00
10899	FAD	7,200,000.00	0.080	03/06/2015	11/07/2014	7,198,096.00	0.080	0.081	Federal Home Loan Discount	7,199,856.00
10900	FAD	4,700,000.00	0.070	03/09/2015	11/07/2014	4,698,885.06	0.070	0.070	Fed Home Ln Mtg Corp	4,699,859.00
10922	FAD	5,000,000.00	0.060	03/10/2015	11/21/2014	4,999,091.67	0.060	0.060	Federal Home Loan Discount	4,999,850.00
10978	FAD	5,000,000.00	0.090	03/11/2015	12/26/2014	4,999,062.50	0.090	0.091	Federal Home Loan Discount	4,999,850.00
10923	FAD	2,550,000.00	0.080	03/11/2015	11/24/2014	2,549,393.67	0.080	0.081	Fed Home Ln Mtg Corp Disc	2,549,923.50
10912	FAD	2,700,000.00	0.095	03/11/2015	11/17/2014	2,699,187.75	0.095	0.096	Fed Natl Mtg Assoc Disc	2,699,919.00
10966	FAD	9,000,000.00	0.112	03/13/2015	12/16/2014	8,997,564.00	0.112	0.113	Federal Home Loan Discount	8,999,730.00
10903	FAD	7,600,000.00	0.090	03/16/2015	11/10/2014	7,597,606.00	0.090	0.091	Fed Agric Mtg Corp Discount	7,599,772.00
10913	FAD	5,000,000.00	0.095	03/17/2015	11/17/2014	4,998,416.67	0.095	0.096	Fed Home Ln Mtg Corp Disc	4,999,850.00
10901	FAD	5,120,000.00	0.075	03/18/2015	11/10/2014	5,118,634.67	0.075	0.076	Fed Natl Mtg Assoc Disc	5,119,846.40
10925	FAD	4,000,000.00	0.080	03/18/2015	11/25/2014	3,998,995.56	0.080	0.081	Fed Natl Mtg Assoc Disc	3,999,880.00
10911	FAD	4,300,000.00	0.095	03/19/2015	11/14/2014	4,298,581.60	0.095	0.096	Fed Home Ln Mtg Corp Disc	4,299,871.00
10930	FAD	2,165,000.00	0.090	03/19/2015	12/01/2014	2,164,415.45	0.090	0.091	Fed Home Ln Mtg Corp Disc	2,164,935.05
10975	FAD	4,200,000.00	0.125	03/20/2015	12/24/2014	4,198,745.83	0.125	0.126	Federal Home Loan Discount	4,199,832.00
10916	FAD	5,000,000.00	0.060	03/23/2015	11/18/2014	4,998,958.33	0.060	0.060	Federal Home Loan Discount	4,999,800.00
10917	FAD	4,000,000.00	0.060	03/24/2015	11/18/2014	3,999,160.00	0.060	0.060	Federal Home Loan Discount	3,999,840.00

INVESTMENT #	TYPE	FACE VALUE	STATED RATE	MATURITY DATE	PURCHASE DATE	BOOK VALUE	YTM 360 DAYS	YTM 365 DAYS	DESCRIPTION	MARKET VALUE
10908	FAD	5,200,000.00	0.095	03/25/2015	11/14/2014	5,198,202.39	0.095	0.096	Federal Home Loan Discount	5,199,792.00
10918	FAD	3,100,000.00	0.090	03/26/2015	11/19/2014	3,099,015.75	0.090	0.091	Fed Home Ln Mtg Corp Disc	3,099,876.00
10915	FAD	7,200,000.00	0.095	03/27/2015	11/18/2014	7,197,549.00	0.095	0.096	Federal Home Loan Discount	7,199,712.00
10920	FAD	6,000,000.00	0.090	03/30/2015	11/19/2014	5,998,035.00	0.090	0.091	Federal Home Loan Discount	5,999,760.00
10919	FAD	7,000,000.00	0.060	03/31/2015	11/19/2014	6,998,460.00	0.060	0.060	Federal Home Loan Discount	6,999,720.00
10924	FAD	15,000,000.00	0.075	03/31/2015	11/24/2014	14,996,031.25	0.075	0.076	Federal Home Loan Discount	14,999,400.00
10926	FAD	3,720,000.00	0.000	04/13/2015	11/25/2014	3,718,635.48	0.095	0.096	Fed Natl Mtg Assoc Disc	3,719,702.40
10927	FAD	2,600,000.00	0.095	04/14/2015	11/26/2014	2,599,046.31	0.095	0.096	Fed Home Ln Mtg Corp Disc	2,599,792.00
10931	FAD	6,599,000.00	0.095	04/14/2015	12/01/2014	6,596,666.52	0.095	0.096	Fed Home Ln Mtg Corp Disc	6,598,472.08
10940	FAD	27,500,000.00	0.075	04/15/2015	12/08/2014	27,492,666.67	0.075	0.076	Federal Home Loan Discount	27,497,800.00
10928	FAD	11,500,000.00	0.095	04/15/2015	11/26/2014	11,495,751.39	0.095	0.096	Fed Natl Mtg Assoc Disc	11,499,080.00
10932	FAD	6,000,000.00	0.095	04/15/2015	12/01/2014	5,997,862.50	0.095	0.096	Fed Natl Mtg Assoc Disc	5,999,520.00
10933	FAD	15,564,000.00	0.095	04/15/2015	12/03/2014	15,558,537.47	0.095	0.096	Fed Natl Mtg Assoc Disc	15,562,754.88
10934	FAD	4,959,000.00	0.105	04/15/2015	12/04/2014	4,957,090.79	0.105	0.106	Fed Natl Mtg Assoc Disc	4,958,603.28
10941	FAD	3,800,000.00	0.110	04/16/2015	12/08/2014	3,798,502.17	0.110	0.111	Fed Home Ln Mtg Corp Disc	3,799,658.00
10949	FAD	4,000,000.00	0.075	04/17/2015	12/10/2014	3,998,933.33	0.075	0.076	Federal Home Loan Discount	3,999,640.00
10950	FAD	4,000,000.00	0.080	04/20/2015	12/10/2014	3,998,835.56	0.080	0.081	Federal Home Loan Discount	3,999,640.00
10951	FAD	4,000,000.00	0.080	04/21/2015	12/10/2014	3,998,826.67	0.080	0.081	Federal Home Loan Discount	3,999,640.00
10936	FAD	2,000,000.00	0.095	04/22/2015	12/04/2014	1,999,266.39	0.095	0.096	Fed Home Ln Mtg Corp Disc	1,999,820.00
10967	FAD	1,500,000.00	0.110	04/22/2015	12/16/2014	1,499,417.92	0.110	0.111	Fed Natl Mtg Assoc Disc	1,499,865.00
10952	FAD	4,000,000.00	0.080	04/23/2015	12/10/2014	3,998,808.89	0.080	0.081	Federal Home Loan Discount	3,999,640.00
10935	FAD	5,750,000.00	0.100	04/24/2015	12/04/2014	5,747,747.92	0.100	0.101	Fed Home Ln Mtg Corp Disc	5,749,425.00
10938	FAD	5,000,000.00	0.100	04/24/2015	12/05/2014	4,998,055.56	0.100	0.101	Fed Home Ln Mtg Corp Disc	4,999,500.00
10939	FAD	5,000,000.00	0.100	04/27/2015	12/05/2014	4,998,013.89	0.100	0.101	Fed Home Ln Mtg Corp	4,999,500.00
10953	FAD	9,500,000.00	0.080	04/28/2015	12/10/2014	9,497,065.56	0.080	0.081	Federal Home Loan Discount	9,499,050.00
10955	FAD	7,400,000.00	0.120	04/29/2015	12/12/2014	7,396,596.00	0.120	0.121	Federal Home Loan Discount	7,399,260.00
10945	FAD	1,200,000.00	0.115	04/29/2015	12/08/2014	1,199,455.67	0.115	0.116	Fed Natl Mtg Assoc Disc	1,199,880.00

INVESTMENT #	TYPE	FACE VALUE	STATED RATE	MATURITY DATE	PURCHASE DATE	BOOK VALUE	YTM 360 DAYS	YTM 365 DAYS	DESCRIPTION	MARKET VALUE
10948	FAD	16,500,000.00	0.080	04/30/2015	12/09/2014	16,494,793.33	0.080	0.081	Federal Home Loan Discount	16,498,350.00
10959	FAD	5,000,000.00	0.115	05/01/2015	12/15/2014	4,997,811.81	0.115	0.116	Fed Natl Mtg Assoc Disc	4,999,300.00
10942	FAD	2,885,000.00	0.115	05/05/2015	12/08/2014	2,883,636.04	0.115	0.116	Fed Home Ln Mtg Corp Disc	2,884,567.25
10944	FAD	5,000,000.00	0.115	05/06/2015	12/08/2014	4,997,620.14	0.115	0.116	Fed Natl Mtg Assoc Disc	4,999,250.00
10972	FAD	3,250,000.00	0.160	05/07/2015	12/19/2014	3,247,992.22	0.160	0.162	Federal Home Loan Discount	3,249,512.50
10947	FAD	6,000,000.00	0.120	05/08/2015	12/09/2014	5,997,000.00	0.120	0.121	Federal Home Loan Discount	5,999,100.00
10987	FAD	3,000,000.00	0.060	05/08/2015	01/02/2015	2,999,370.00	0.060	0.060	Fed Natl Mtg Assoc Disc	2,999,550.00
10943	FAD	6,000,000.00	0.115	05/11/2015	12/08/2014	5,997,048.33	0.115	0.116	Fed Home Ln Mtg Corp	5,999,040.00
10968	FAD	4,000,000.00	0.120	05/12/2015	12/16/2014	3,998,040.00	0.120	0.121	Fed Home Ln Mtg Corp Disc	3,999,360.00
10969	FAD	4,000,000.00	0.120	05/13/2015	12/16/2014	3,998,026.67	0.120	0.121	Fed Home Ln Mtg Corp Disc	3,999,360.00
10970	FAD	4,000,000.00	0.120	05/14/2015	12/16/2014	3,998,013.33	0.120	0.121	Fed Home Ln Mtg Corp Disc	3,999,360.00
10973	FAD	3,300,000.00	0.110	05/15/2015	12/19/2014	3,298,517.75	0.110	0.111	Fed Natl Mtg Assoc Disc	3,299,472.00
10961	FAD	4,000,000.00	0.115	05/18/2015	12/15/2014	3,998,032.22	0.115	0.116	Fed Natl Mtg Assoc Disc	3,999,320.00
10964	FAD	4,000,000.00	0.140	05/19/2015	12/15/2014	3,997,588.89	0.140	0.142	Federal Home Loan Discount	3,999,320.00
11003	FAD	7,500,000.00	0.060	05/20/2015	01/30/2015	7,498,625.00	0.060	0.060	Federal Home Loan Discount	7,498,725.00
10963	FAD	4,000,000.00	0.115	05/20/2015	12/15/2014	3,998,006.67	0.115	0.116	Fed Natl Mtg Assoc Disc	3,999,320.00
10988	FAD	4,000,000.00	0.085	05/21/2015	01/05/2015	3,998,715.56	0.085	0.086	Fed Natl Mtg Assoc Disc	3,999,320.00
10958	FAD	9,000,000.00	0.115	05/22/2015	12/15/2014	8,995,457.50	0.115	0.116	Fed Home Ln Mtg Corp Disc	8,998,380.00
10962	FAD	6,000,000.00	0.115	05/26/2015	12/15/2014	5,996,895.00	0.115	0.116	Fed Natl Mtg Assoc Disc	5,998,920.00
10960	FAD	2,600,000.00	0.140	05/27/2015	12/15/2014	2,598,351.89	0.140	0.142	Federal Home Loan Discount	2,599,532.00
10976	FAD	4,000,000.00	0.115	05/28/2015	12/24/2014	3,998,019.44	0.115	0.116	Fed Natl Mtg Assoc Disc	3,999,240.00
10946	FAD	4,425,000.00	0.125	05/29/2015	12/09/2014	4,422,372.66	0.125	0.126	Federal Home Loan Discount	4,424,159.25
10957	FAD	17,000,000.00	0.100	05/29/2015	12/15/2014	16,992,208.33	0.100	0.101	Fed Natl Mtg Assoc Disc	16,996,770.00
10998	FAD	5,000,000.00	0.000	06/01/2015	01/23/2015	4,998,566.67	0.080	0.081	Federal Home Loan Discount	4,998,850.00
10981	FAD	3,000,000.00	0.100	06/02/2015	12/29/2014	2,998,708.33	0.100	0.101	Fed Natl Mtg Assoc Disc	2,999,310.00
10982	FAD	3,500,000.00	0.100	06/03/2015	12/29/2014	3,498,483.33	0.100	0.101	Fed Natl Mtg Assoc Disc	3,499,160.00
10984	FAD	4,000,000.00	0.100	06/04/2015	12/30/2014	3,998,266.67	0.100	0.101	Fed Natl Mtg Assoc Disc	3,999,040.00

INVESTMENT #	TYPE	FACE VALUE	STATED RATE	MATURITY DATE	PURCHASE DATE	BOOK VALUE	YTM 360 DAYS	YTM 365 DAYS	DESCRIPTION	MARKET VALUE
10996	FAD	7,600,000.00	0.080	06/05/2015	01/20/2015	7,597,703.11	0.080	0.081	Fed Natl Mtg Assoc Disc	7,598,176.00
10989	FAD	3,600,000.00	0.105	06/10/2015	01/06/2015	3,598,372.50	0.105	0.106	Fed Natl Mtg Assoc Disc	3,599,100.00
10992	FAD	4,000,000.00	0.110	06/15/2015	01/12/2015	3,998,117.78	0.110	0.111	Fed Natl Mtg Assoc Disc	3,998,960.00
10979	FAD	5,000,000.00	0.160	06/17/2015	12/26/2014	4,996,155.56	0.160	0.162	Fed Natl Mtg Assoc Disc	4,998,700.00
10994	FAD	6,500,000.00	0.095	06/22/2015	01/14/2015	6,497,272.71	0.095	0.096	Fed Natl Mtg Assoc Disc	6,498,245.00
10995	FAD	3,200,000.00	0.090	06/24/2015	01/15/2015	3,198,720.00	0.090	0.091	Fed Natl Mtg Assoc Disc	3,199,104.00
11001	FAD	5,500,000.00	0.080	06/30/2015	01/29/2015	5,498,142.22	0.080	0.081	Federal Home Loan Discount	5,498,405.00
10993	FAD	5,000,000.00	0.095	06/30/2015	01/13/2015	4,997,783.33	0.095	0.096	Fed Natl Mtg Assoc Disc	4,998,550.00
10333	FAC	5,000,000.00	0.420	09/18/2015	03/18/2013	5,000,000.00	0.414	0.420	Fed Home Ln Mtg Corp	5,007,750.00
10710	FAC	5,000,000.00	0.500	04/01/2016	04/01/2014	4,996,250.00	0.530	0.537	Fed Home Ln Mtg Corp	4,997,550.00
10445	FAC	5,000,000.00	0.570	06/20/2016	06/20/2013	5,000,000.00	0.562	0.570	Fed Home Ln Mtg Corp	5,002,350.00
10620	FAC	5,000,000.00	0.500	06/20/2016	12/20/2013	5,000,000.00	0.493	0.500	Fed Home Ln Mtg Corp	4,995,850.00
10640	FAC	5,000,000.00	0.600	07/07/2016	01/07/2014	5,000,000.00	0.591	0.600	Fed Home Ln Mtg Corp	5,002,700.00
10704	FAC	5,000,000.00	0.700	09/27/2016	03/27/2014	5,000,000.00	0.690	0.700	Federal Home Loan Bank	5,004,200.00
10799	FAC	5,000,000.00	0.570	09/30/2016	06/30/2014	4,998,000.00	0.579	0.587	Federal Home Loan Bank	5,003,700.00
10802	FAC	5,000,000.00	0.700	10/14/2016	07/14/2014	5,000,000.00	0.689	0.699	Fed Home Ln Mtg Corp	5,004,050.00
10774	FAC	5,000,000.00	0.700	11/21/2016	05/21/2014	5,000,000.00	0.690	0.700	Federal Home Loan Bank	5,007,550.00
10684	FAC	5,000,000.00	0.750	12/12/2016	03/12/2014	5,000,000.00	0.739	0.750	Fed Home Ln Mtg Corp	5,002,850.00
10789	FAC	5,000,000.00	0.700	12/12/2016	06/12/2014	5,000,000.00	0.690	0.700	Fed Home Ln Mtg Corp	5,003,300.00
10605	FAC	5,000,000.00	0.750	12/13/2016	12/13/2013	5,000,000.00	0.739	0.750	Fed Home Ln Mtg Corp	5,003,050.00
10965	FAC	5,000,000.00	0.750	12/16/2016	12/16/2014	5,000,000.00	0.739	0.750	Federal Home Loan Bank	5,001,200.00
10610	FAC	5,000,000.00	0.750	12/16/2016	12/16/2013	5,000,000.00	0.739	0.750	Fed Home Ln Mtg Corp	4,997,100.00
10690	FAC	5,000,000.00	0.650	12/19/2016	03/19/2014	4,998,500.00	0.652	0.661	Federal Home Loan Bank	5,012,100.00
10617	FAC	5,000,000.00	0.500	12/19/2016	12/19/2013	5,000,000.00	0.795	0.806	Fed Home Ln Mtg Corp	5,002,900.00
10256	MC1	178,000.00	3.560	12/19/2016	12/19/2012	178,000.00	3.511	3.560	Town of Ross	178,000.00
10626	FAC	5,000,000.00	0.800	12/27/2016	12/27/2013	5,000,000.00	0.789	0.800	Fed Home Ln Mtg Corp	4,914,800.00
10630	FAC	5,000,000.00	0.800	12/30/2016	12/30/2013	5,000,000.00	0.789	0.800	Fed Natl Mtg Assoc	5,005,200.00

INVESTMENT #	TYPE	FACE VALUE	STATED RATE	MATURITY DATE	PURCHASE DATE	BOOK VALUE	YTM 360 DAYS	YTM 365 DAYS	DESCRIPTION	MARKET VALUE
10646	FAC	5,000,000.00	0.830	01/13/2017	01/13/2014	5,000,000.00	0.818	0.830	Fed Home Ln Mtg Corp	5,006,800.00
10579	FAC	5,000,000.00	0.875	03/27/2017	11/27/2013	5,000,000.00	0.863	0.875	Fed Natl Mtg Assoc	5,005,150.00
10730	FAC	5,000,000.00	1.000	04/10/2017	04/10/2014	5,000,000.00	0.986	1.000	Fed Home Ln Mtg Corp	5,004,100.00
10999	FAC	5,000,000.00	1.000	04/26/2017	01/26/2015	5,000,000.00	0.986	1.000	Fed Home Ln Mtg Corp	5,012,100.00
10771	FAC	5,000,000.00	1.000	05/19/2017	05/19/2014	5,000,000.00	0.986	1.000	Federal Home Loan Bank	5,001,700.00
10780	FAC	5,000,000.00	1.050	05/26/2017	05/28/2014	5,000,000.00	1.035	1.050	Fed Home Ln Mtg Corp	5,003,300.00
10980	FAC	5,000,000.00	0.900	06/29/2017	12/29/2014	5,000,000.00	0.887	0.900	Fed Home Ln Mtg Corp	5,013,950.00
10798	FAC	5,000,000.00	1.150	06/30/2017	06/30/2014	5,000,000.00	1.134	1.150	Fed Home Ln Mtg Corp	5,006,050.00
10806	FAC	5,000,000.00	1.000	07/17/2017	07/17/2014	5,000,000.00	0.986	1.000	Fed Agric Mrg Corp (FarmerMac)	5,016,700.00
10838	FAC	5,000,000.00	1.125	09/15/2017	09/15/2014	4,995,000.00	1.143	1.159	Fed Home Ln Mtg Corp	5,006,400.00
10839	FAC	5,000,000.00	1.200	09/18/2017	09/18/2014	5,000,000.00	1.183	1.200	Fed Home Ln Mtg Corp	5,006,450.00
10974	FAC	5,000,000.00	1.000	09/22/2017	12/22/2014	5,000,000.00	0.986	1.000	Federal Home Loan Bank	5,018,900.00
10847	FAC	5,000,000.00	0.750	09/29/2017	09/29/2014	5,000,000.00	1.388	1.407	Federal Home Loan Bank	5,002,850.00
10893	FAC	5,000,000.00	1.125	11/03/2017	11/03/2014	5,000,000.00	1.109	1.125	Fed Home Ln Mtg Corp	5,008,500.00
10902	FAC	5,000,000.00	1.125	11/10/2017	11/10/2014	5,000,000.00	1.109	1.125	Fed Home Ln Mtg Corp	4,997,300.00
10905	FAC	5,000,000.00	0.500	11/13/2017	11/13/2014	5,000,000.00	1.387	1.407	Fed Home Ln Mtg Corp	5,000,500.00
10914	FAC	5,000,000.00	1.100	11/17/2017	11/17/2014	5,000,000.00	1.084	1.100	Fed Home Ln Mtg Corp	5,002,100.00
10929	FAC	5,000,000.00	1.250	11/27/2017	11/28/2014	5,000,000.00	1.232	1.250	Fed Home Ln Mtg Corp	5,003,400.00
10937	FAC	5,000,000.00	1.250	12/05/2017	12/05/2014	5,000,000.00	1.232	1.250	Fed Home Ln Mtg Corp	5,004,150.00
10954	FAC	5,000,000.00	1.300	12/12/2017	12/12/2014	5,000,000.00	1.282	1.300	Fed Home Ln Mtg Corp	5,005,850.00
10956	FAC	5,000,000.00	1.200	12/15/2017	12/15/2014	5,000,000.00	1.183	1.200	Fed Home Ln Mtg Corp	5,027,100.00
10971	FAC	5,000,000.00	1.300	12/18/2017	12/18/2014	5,000,000.00	1.282	1.300	Federal Home Loan Bank	5,006,400.00
10257	MC1	172,777.00	3.648	12/19/2017	12/19/2012	172,777.00	3.598	3.648	Town of Ross	172,777.00
10977	FAC	5,000,000.00	1.350	12/26/2017	12/26/2014	5,000,000.00	1.331	1.350	Fed Home Ln Mtg Corp	5,007,700.00
10983	FAC	5,000,000.00	0.625	12/29/2017	12/29/2014	4,991,000.00	1.328	1.346	Federal Home Loan Bank	5,013,800.00
11002	FAC	5,000,000.00	1.450	01/30/2018	01/30/2015	5,000,000.00	1.430	1.450	Fed Home Ln Mtg Corp	5,008,400.00
10800	RRP	235,675.00	3.500	07/01/2019	07/01/2014	235,675.00	3.452	3.500	MARIN COUNTY	235,675.00



---

799,490,474.64	799,289,533.44	799,596,185.23
AMORTIZATION & ACCRETION OF PREMIUMS & DISCOUNTS	664.68	ACCRUED INTEREST DISCOUNT INVESTMENTS
799,490,474.64	799,290,198.12	799,596,185.23

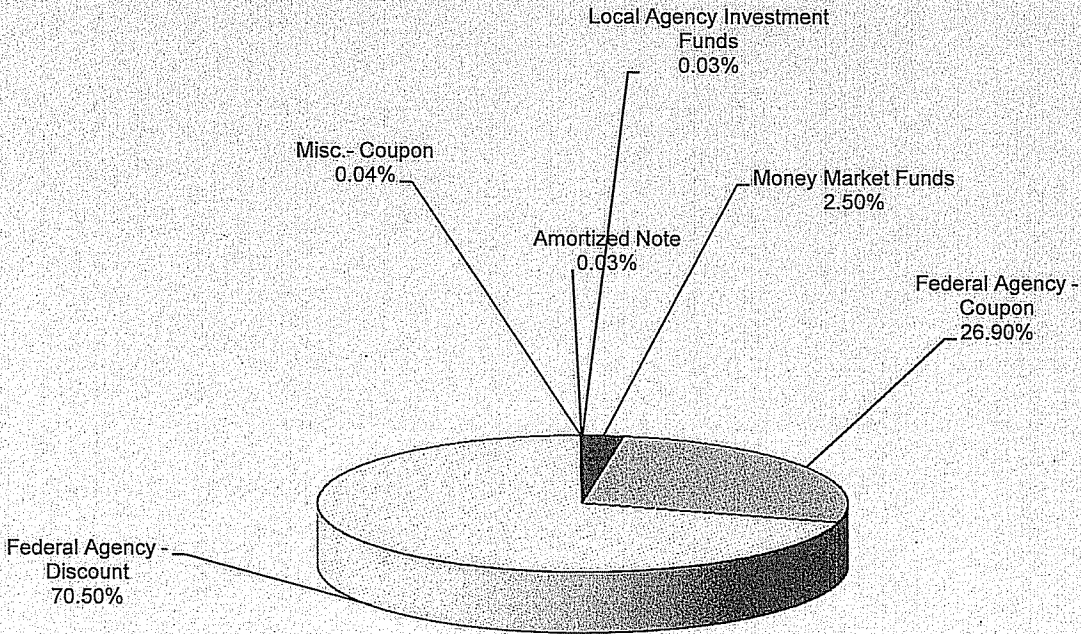
---

---

**Treasurer Division - Department of Finance  
 Portfolio Yield Report - Operating Funds  
 County of Marin, Schools & Special Districts  
 January 31, 2015**

INVESTMENT HOLDINGS	BOOK VALUE	1/31/15
Local Agency Investment Funds	\$236,672.89	0.262%
Money Market Funds	\$20,005,349.75	0.010%
Federal Agency - Coupon	\$214,978,750.00	0.950%
Federal Agency - Discount	\$563,482,308.80	0.088%
Misc.- Coupon	\$350,777.00	3.603%
Amortized Note	\$235,675.00	3.500%
<b>TOTAL</b>	<b>\$799,289,533.44</b>	<b>0.320%</b>

**PORTFOLIO ALLOCATION**

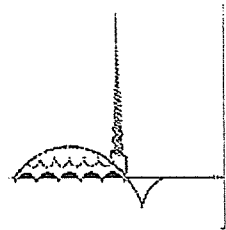


TREASURER DIVISION - DEPARTMENT OF FINANCE

REPORT OF INVESTMENTS - NON-OPERATING FUNDS

CHILDREN & FAMILIES COMMISSION

January 31, 2012



Page 1

INVESTMENT #	TYPE	FACE VALUE	MATURITY DATE	PURCHASE DATE	BOOK VALUE	YTM 360 DAYS	YTM 365 DAYS	DESCRIPTION	MARKET VALUE
101	LA2	98,302.94	//	//	98,302.94	0.258	0.262	LOCAL AGENCY INVESTMENT FUND	98,302.94
		98,302.94			98,302.94				98,302.94

TREASURER DIVISION - DEPARTMENT OF FINANCE

REPORT OF INVESTMENTS - NON-OPERATING FUNDS

SAN RAFAEL SCHOOLS

January 31, 2015

Page 1

INVESTMENT #	TYPE	FACE VALUE	MATURITY DATE	PURCHASE DATE	BOOK VALUE	YTM 360 DAYS	YTM 365 DAYS	DESCRIPTION	MARKET VALUE
687	LA1	0.00	//	//	0.00	5.181	5.253	LOCAL AGENCY INVESTMENT FUND	0.00
746	LA1	425,815.95	//	//	425,815.95	0.258	0.262	LOCAL AGENCY INVESTMENT FUND	425,815.95
		<b>425,815.95</b>			<b>425,815.95</b>				<b>425,815.95</b>
AMORTIZATION & ACCRETION OF PREMIUMS & DISCOUNTS					-0-				
		<b>425,815.95</b>			<b>425,815.95</b>				<b>425,815.95</b>