

Roy Given, CPA
DIRECTOR

Karen Shaw
INVESTMENT OFFICER

Marin County Civic Center
3501 Civic Center Drive
Suite 209
PO Box 4220
San Rafael, CA 94913-4220
415 473 6143 T
415 473 3741 F
CRS Dial 711
www.marincounty.org/treas

January 29, 2013

Judy Arnold, President
Board of Supervisors
County of Marin
3501 Civic Center Dr. #329
San Rafael, CA 94903

Mary Jane Burke
Superintendent of Schools
Marin County Office of Education MCERA
P. O. Box 4925
San Rafael, CA 94913

Marin County Schools,
Special Districts, and

RE: MONTHLY REPORT OF COUNTY, SCHOOLS AND DISTRICT INVESTMENTS
as of December 31, 2012.

Dear Investment Fund Participants:

The attached Monthly Report of County, Schools and District investments is provided for your review.

* The investments were made pursuant to Government Code Sections 53601, 53635 and comply with the County Treasurer's Statement of Investment Policy. The investment policy provides for:

- Preservation of capital through high quality investments;
- Maintenance of sufficient liquidity to meet participant operating needs; and
- A rate of return consistent with the above objectives.

* Maturities are scheduled to meet participant expenditure requirements for the next six months.

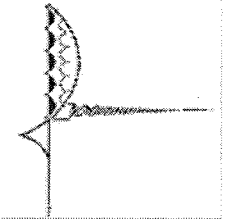
* Attached spreadsheets identify investment type, issuer, maturity date, amount invested and fair market value for each security held. Fair market values were determined by Wells Fargo Institutional Trust Services on all securities except for investments in the Local Agency Investment Fund which was valued at face value by us. Adjustments have been made for premiums, discounts and accrued interest on discount securities to make the book value and fair market value more comparable.

I trust you find this report informative. Should you have any questions do not hesitate to call me.

Respectfully submitted,

Roy Given
Director of Finance

cc: Matthew Hymel, County Administrator
Marin County Treasury Oversight Committee



TREASURER DIVISION - DEPARTMENT OF FINANCE
REPORT OF INVESTMENTS - OPERATING FUNDS
COUNTY OF MARIN, SCHOOLS & SPECIAL DISTRICTS

December 31, 2012

INVESTMENT #	TYPE	FACE VALUE	STATED RATE	MATURITY DATE	PURCHASE DATE	BOOK VALUE	YTM 360 DAYS	YTM 365 DAYS	DESCRIPTION	MARKET VALUE
142	LA1	235,310.25	2.967	/ /	/ /	235,310.25	0.321	0.326	Local Agency Investment Fund	235,310.25
3490	LA2	0.00	5.170	/ /	/ /	0.00	0.000	0.001	MM-DREYFUS	0.00
9149	LA2	10,001,707.20	0.040	/ /	/ /	10,001,707.20	0.009	0.010	MM-FIDELITY Institutional Gov	10,001,707.20
4366	LA2	0.00	4.930	/ /	/ /	0.00	0.009	0.010	NATION'S Treasury Reserves	0.00
2246	LA2	10,098,332.25	4.760	/ /	/ /	10,098,332.25	0.009	0.010	MM-WELLS FARGO Institutional G	10,098,332.25
10125	FAD	7,000,000.00	0.100	01/02/2013	08/27/2012	6,997,511.11	0.100	0.101	Federal Home Loan Discount	7,000,000.00
10113	FAD	5,000,000.00	0.155	01/03/2013	08/15/2012	4,996,964.58	0.155	0.157	Fed Agric Mtg Corp Discount	5,000,000.00
10142	FAD	5,000,000.00	0.100	01/04/2013	09/14/2012	4,998,444.44	0.100	0.101	Federal Home Loan Discount	5,000,000.00
10143	FAD	5,000,000.00	0.100	01/07/2013	09/14/2012	4,998,402.78	0.100	0.101	Federal Home Loan Discount	5,000,000.00
10144	FAD	5,000,000.00	0.100	01/08/2013	09/14/2012	4,998,388.89	0.100	0.101	Federal Home Loan Discount	5,000,000.00
10131	FAD	2,900,000.00	0.140	01/09/2013	09/04/2012	2,898,567.72	0.140	0.142	Federal Home Loan Discount	2,900,000.00
10145	FAD	3,500,000.00	0.100	01/09/2013	09/14/2012	3,498,862.50	0.100	0.101	Federal Home Loan Discount	3,500,000.00
10151	FAD	3,900,000.00	0.090	01/10/2013	09/21/2012	3,898,917.75	0.090	0.091	Federal Home Loan Discount	3,900,000.00
10122	FAD	12,000,000.00	0.120	01/11/2013	08/23/2012	11,994,360.00	0.120	0.121	Fed Home Ln Mtg Corp Disc	11,999,880.00
10258	FAD	4,000,000.00	0.025	01/14/2013	12/21/2012	3,999,933.33	0.025	0.025	Fed Home Ln Mtg Corp Disc	3,999,960.00
10121	FAD	4,400,000.00	0.120	01/14/2013	08/23/2012	4,397,888.00	0.120	0.121	Fed Natl Mtg Assoc Disc	4,399,956.00
10132	FAD	1,500,000.00	0.110	01/14/2013	09/04/2012	1,499,395.00	0.110	0.111	Fed Natl Mtg Assoc Disc	1,499,985.00
10133	FAD	4,000,000.00	0.110	01/15/2013	09/05/2012	3,998,386.67	0.110	0.111	Fed Natl Mtg Assoc Disc	3,999,960.00
10134	FAD	3,000,000.00	0.110	01/16/2013	09/05/2012	2,998,780.83	0.110	0.111	Fed Natl Mtg Assoc Disc	2,999,970.00
10147	FAD	5,200,000.00	0.110	01/17/2013	09/19/2012	5,198,093.33	0.110	0.111	Federal Home Loan Discount	5,199,948.00
10262	FAD	10,200,000.00	0.030	01/18/2013	12/27/2012	10,199,813.00	0.030	0.030	Fed Agric Mtg Corp Discount	10,199,898.00
10148	FAD	6,100,000.00	0.110	01/18/2013	09/20/2012	6,097,763.33	0.110	0.111	Federal Home Loan Discount	6,099,939.00

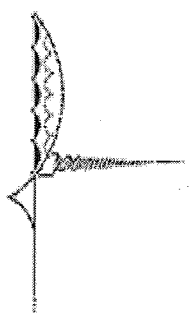
INVESTMENT #	TYPE	FACE VALUE	STATED RATE	MATURITY DATE	PURCHASE DATE	BOOK VALUE	YTM 360 DAYS	YTM 365 DAYS	DESCRIPTION	MARKET VALUE
10127	FAD	3,300,000.00	0.145	01/22/2013	08/28/2012	3,298,046.13	0.145	0.147	Fed Home Ln Mtg Corp Disc	3,299,967.00
10261	FAD	4,000,000.00	0.015	01/22/2013	12/26/2012	3,999,955.00	0.015	0.015	Fed Home Ln Mtg Corp Disc	3,999,960.00
10152	FAD	5,000,000.00	0.110	01/24/2013	09/21/2012	4,998,090.28	0.110	0.111	Federal Home Loan Discount	4,999,950.00
10146	FAD	7,600,000.00	0.100	01/25/2013	09/17/2012	7,597,255.56	0.100	0.101	Federal Home Loan Discount	7,599,924.00
10130	FAD	6,700,000.00	0.120	01/28/2013	08/31/2012	6,696,650.00	0.120	0.121	Fed Home Ln Mtg Corp Disc	6,699,933.00
10135	FAD	2,400,000.00	0.120	01/29/2013	09/06/2012	2,398,840.00	0.120	0.121	Fed Home Ln Mtg Corp Disc	2,399,952.00
10263	FAD	3,000,000.00	0.010	01/30/2013	12/28/2012	2,999,972.50	0.010	0.010	Fed Natl Mtg Assoc Disc	2,999,940.00
10128	FAD	6,500,000.00	0.120	01/31/2013	08/29/2012	6,496,641.67	0.120	0.121	Fed Home Ln Mtg Corp Disc	6,499,870.00
10136	FAD	11,900,000.00	0.120	01/31/2013	09/07/2012	11,894,208.67	0.120	0.121	Fed Home Ln Mtg Corp Disc	11,899,762.00
10149	FAD	5,000,000.00	0.110	02/01/2013	09/21/2012	4,997,968.06	0.110	0.111	Federal Home Loan Discount	4,999,850.00
10150	FAD	5,000,000.00	0.110	02/04/2013	09/21/2012	4,997,922.22	0.110	0.111	Federal Home Loan Discount	4,999,800.00
10166	FAD	5,800,000.00	0.120	02/05/2013	10/11/2012	5,797,738.00	0.120	0.121	Federal Home Loan Discount	5,799,768.00
10154	FAD	1,200,000.00	0.110	02/06/2013	09/24/2012	1,199,505.00	0.110	0.111	Federal Home Loan Discount	1,199,952.00
10153	FAD	2,100,000.00	0.140	02/06/2013	09/24/2012	2,098,897.50	0.140	0.142	Fed Natl Mtg Assoc Disc	2,099,916.00
10167	FAD	4,000,000.00	0.110	02/07/2013	10/11/2012	3,998,545.56	0.110	0.111	Fed Natl Mtg Assoc Disc	3,999,840.00
10212	FAD	5,000,000.00	0.110	02/08/2013	11/27/2012	4,998,884.72	0.110	0.111	Federal Home Loan Discount	4,999,800.00
10140	FAD	7,500,000.00	0.120	02/08/2013	09/13/2012	7,496,300.00	0.120	0.121	Fed Natl Mtg Assoc Disc	7,499,700.00
10168	FAD	4,200,000.00	0.110	02/11/2013	10/11/2012	4,198,421.50	0.110	0.111	Fed Natl Mtg Assoc Disc	4,199,832.00
10157	FAD	2,710,000.00	0.140	02/12/2013	09/26/2012	2,708,535.09	0.140	0.142	Fed Home Ln Mtg Corp Disc	2,709,864.50
10158	FAD	1,000,000.00	0.135	02/12/2013	09/26/2012	999,478.75	0.135	0.136	Fed Home Ln Mtg Corp Disc	999,950.00
10218	FAD	4,100,000.00	0.108	02/13/2013	12/03/2012	4,099,114.40	0.108	0.109	Federal Home Loan Discount	4,099,795.00
10170	FAD	4,500,000.00	0.119	02/14/2013	10/16/2012	4,498,185.02	0.120	0.121	Fed Natl Mtg Assoc Disc	4,499,775.00
10169	FAD	5,800,000.00	0.130	02/15/2013	10/12/2012	5,797,361.00	0.130	0.131	Fed Natl Mtg Assoc Disc	5,799,710.00
10171	FAD	5,000,000.00	0.130	02/19/2013	10/16/2012	4,997,725.00	0.130	0.131	Fed Natl Mtg Assoc Disc	4,999,750.00
10172	FAD	5,000,000.00	0.130	02/20/2013	10/16/2012	4,997,706.95	0.130	0.131	Fed Natl Mtg Assoc Disc	4,999,750.00
10175	FAD	3,800,000.00	0.140	02/21/2013	10/17/2012	3,798,123.22	0.140	0.142	Federal Home Loan Discount	3,799,772.00
10177	FAD	3,900,000.00	0.140	02/22/2013	10/19/2012	3,898,089.00	0.140	0.142	Fed Home Ln Mtg Corp Disc	3,899,766.00

INVESTMENT #	TYPE	FACE VALUE	STATED RATE	MATURITY DATE	PURCHASE DATE	BOOK VALUE	YTM 360 DAYS	YTM 365 DAYS	DESCRIPTION	MARKET VALUE
10163	FAD	6,500,000.00	0.090	02/25/2013	10/04/2012	6,497,660.00	0.090	0.091	Fed Natl Mtg Assoc Disc	6,499,610.00
10174	FAD	4,000,000.00	0.140	02/26/2013	10/17/2012	3,997,946.67	0.140	0.142	Fed Home Ln Mtg Corp Disc	3,999,760.00
10215	FAD	12,000,000.00	0.125	02/27/2013	11/28/2012	11,996,208.33	0.125	0.126	Federal Home Loan Discount	11,999,280.00
10179	FAD	3,600,000.00	0.145	02/27/2013	10/22/2012	3,598,144.00	0.145	0.147	Fed Home Ln Mtg Corp Disc	3,599,784.00
10159	FAD	2,240,000.00	0.145	02/27/2013	09/27/2012	2,238,619.60	0.145	0.147	Fed Natl Mtg Assoc Disc	2,239,865.60
10160	FAD	13,650,000.00	0.110	02/28/2013	09/27/2012	13,643,576.92	0.110	0.111	Federal Home Loan Discount	13,649,181.00
10226	FAD	7,000,000.00	0.125	03/01/2013	12/05/2012	6,997,909.72	0.125	0.126	Federal Home Loan Discount	6,999,440.00
10180	FAD	3,900,000.00	0.140	03/01/2013	10/23/2012	3,898,043.50	0.140	0.142	Fed Home Ln Mtg Corp Disc	3,899,688.00
10213	FAD	4,000,000.00	0.110	03/04/2013	11/27/2012	3,998,814.44	0.110	0.111	Federal Home Loan Discount	3,999,640.00
10181	FAD	3,000,000.00	0.140	03/04/2013	10/23/2012	2,998,460.00	0.140	0.142	Fed Home Ln Mtg Corp Disc	2,999,730.00
10227	FAD	5,250,000.00	0.120	03/04/2013	12/05/2012	5,248,442.50	0.120	0.121	Fed Home Ln Mtg Corp Disc	5,249,527.50
10191	FAD	3,800,000.00	0.140	03/05/2013	11/06/2012	3,798,241.44	0.140	0.142	Fed Home Ln Mtg Corp Disc	3,799,658.00
10214	FAD	4,500,000.00	0.110	03/06/2013	11/27/2012	4,498,638.75	0.110	0.111	Federal Home Loan Discount	4,499,595.00
10229	FAD	4,000,000.00	0.124	03/06/2013	12/05/2012	3,998,736.12	0.125	0.126	Federal Home Loan Discount	3,999,640.00
10238	FAD	10,000,000.00	0.115	03/06/2013	12/11/2012	9,997,284.72	0.115	0.116	Federal Home Loan Discount	9,999,100.00
10192	FAD	3,000,000.00	0.140	03/06/2013	11/06/2012	2,998,600.00	0.140	0.142	Fed Home Ln Mtg Corp Disc	2,999,730.00
10193	FAD	4,400,000.00	0.140	03/07/2013	11/07/2012	4,397,946.65	0.140	0.142	Fed Home Ln Mtg Corp Disc	4,399,604.00
10165	FAD	11,400,000.00	0.120	03/08/2013	10/09/2012	11,394,300.00	0.120	0.121	Federal Home Loan Discount	11,398,974.00
10236	FAD	6,800,000.00	0.125	03/08/2013	12/10/2012	6,797,922.22	0.125	0.126	Federal Home Loan Discount	6,799,388.00
10186	FAD	9,000,000.00	0.150	03/11/2013	10/29/2012	8,995,012.50	0.150	0.152	Federal Farm Credit Bank Disc	8,999,190.00
10235	FAD	12,400,000.00	0.110	03/11/2013	12/10/2012	12,396,552.11	0.110	0.111	Fed Home Ln Mtg Corp Disc	12,398,884.00
10237	FAD	10,000,000.00	0.118	03/11/2013	12/11/2012	9,997,050.00	0.118	0.119	Fed Home Ln Mtg Corp Disc	9,999,100.00
10199	FAD	5,000,000.00	0.135	03/12/2013	11/15/2012	4,997,806.25	0.135	0.136	Federal Home Loan Discount	4,999,500.00
10240	FAD	10,000,000.00	0.120	03/13/2013	12/12/2012	9,996,966.67	0.120	0.121	Federal Home Loan Discount	9,999,000.00
10242	FAD	11,225,000.00	0.120	03/13/2013	12/12/2012	11,221,595.08	0.120	0.121	Federal Home Loan Discount	11,223,877.50
10202	FAD	4,700,000.00	0.120	03/13/2013	11/16/2012	4,698,167.00	0.120	0.121	Fed Home Ln Mtg Corp Disc	4,699,530.00
10203	FAD	5,000,000.00	0.120	03/14/2013	11/19/2012	4,998,083.33	0.120	0.121	Fed Natl Mtg Assoc Disc	4,999,500.00

INVESTMENT #	TYPE	FACE VALUE	STATED RATE	MATURITY DATE	PURCHASE DATE	BOOK VALUE	YTM 360 DAYS	YTM 365 DAYS	DESCRIPTION	MARKET VALUE
10219	FAD	2,000,000.00	0.125	03/15/2013	12/03/2012	1,999,291.67	0.125	0.126	Federal Home Loan Discount	1,999,800.00
10248	FAD	11,000,000.00	0.105	03/15/2013	12/14/2012	10,997,080.38	0.105	0.106	Federal Home Loan Discount	10,998,900.00
10252	FAD	5,000,000.00	0.090	03/15/2013	12/20/2012	4,998,937.50	0.090	0.091	Federal Home Loan Discount	4,999,500.00
10198	FAD	2,500,000.00	0.140	03/15/2013	11/14/2012	2,498,823.61	0.140	0.142	Fed Natl Mtg Assoc Disc	2,499,750.00
10206	FAD	3,000,000.00	0.130	03/15/2013	11/20/2012	2,998,754.17	0.130	0.131	Fed Natl Mtg Assoc Disc	2,999,700.00
10249	FAD	6,000,000.00	0.069	03/18/2013	12/17/2012	5,998,938.36	0.070	0.070	Fed Home Ln Mtg Corp Disc	5,999,400.00
10250	FAD	5,600,000.00	0.070	03/18/2013	12/18/2012	5,599,020.00	0.070	0.070	Fed Home Ln Mtg Corp Disc	5,599,440.00
10204	FAD	4,500,000.00	0.120	03/18/2013	11/19/2012	4,498,215.00	0.120	0.121	Fed Natl Mtg Assoc Disc	4,499,550.00
10207	FAD	5,000,000.00	0.130	03/19/2013	11/20/2012	4,997,851.39	0.130	0.131	Fed Natl Mtg Assoc Disc	4,999,450.00
10201	FAD	2,500,000.00	0.135	03/20/2013	11/16/2012	2,498,837.50	0.135	0.136	Federal Home Loan Discount	2,499,725.00
10220	FAD	2,500,000.00	0.125	03/20/2013	12/03/2012	2,499,071.18	0.125	0.126	Federal Home Loan Discount	2,499,725.00
10210	FAD	3,000,000.00	0.120	03/20/2013	11/26/2012	2,998,860.00	0.120	0.121	Fed Home Ln Mtg Corp Disc	2,999,670.00
10241	FAD	6,000,000.00	0.115	03/20/2013	12/12/2012	5,998,121.67	0.115	0.116	Fed Natl Mtg Assoc Disc	5,999,340.00
10211	FAD	6,000,000.00	0.120	03/21/2013	11/26/2012	5,997,700.00	0.120	0.121	Fed Home Ln Mtg Corp Disc	5,999,340.00
10239	FAD	9,200,000.00	0.100	03/21/2013	12/11/2012	9,197,444.44	0.100	0.101	Fed Home Ln Mtg Corp Disc	9,198,988.00
10189	FAD	4,000,000.00	0.140	03/22/2013	11/01/2012	3,997,806.67	0.140	0.142	Federal Home Loan Discount	3,999,560.00
10228	FAD	4,750,000.00	0.125	03/22/2013	12/05/2012	4,748,235.23	0.125	0.126	Federal Home Loan Discount	4,749,477.50
10216	FAD	8,300,000.00	0.120	03/22/2013	11/28/2012	8,296,846.00	0.120	0.121	Fed Home Ln Mtg Corp Disc	8,299,087.00
10188	FAD	3,800,000.00	0.130	03/22/2013	11/01/2012	3,798,065.17	0.130	0.131	Fed Natl Mtg Assoc Disc	3,799,582.00
10225	FAD	3,900,000.00	0.110	03/25/2013	12/04/2012	3,898,677.25	0.110	0.111	Federal Home Loan Discount	3,899,571.00
10187	FAD	7,500,000.00	0.145	03/25/2013	10/31/2012	7,495,619.79	0.145	0.147	Fed Home Ln Mtg Corp Disc	7,499,175.00
10209	FAD	5,500,000.00	0.130	03/26/2013	11/23/2012	5,497,557.08	0.130	0.131	Fed Home Ln Mtg Corp Disc	5,499,340.00
10208	FAD	15,000,000.00	0.135	03/27/2013	11/21/2012	14,992,912.50	0.135	0.136	Federal Home Loan Discount	14,998,200.00
10200	FAD	5,400,000.00	0.000	03/27/2013	11/15/2012	5,397,425.98	0.130	0.131	Fed Home Ln Mtg Corp Disc	5,399,352.00
10190	FAD	6,500,000.00	0.150	03/28/2013	11/02/2012	6,496,045.83	0.150	0.152	Fed Home Ln Mtg Corp Disc	6,499,220.00
10196	FAD	9,500,000.00	0.150	03/28/2013	11/09/2012	9,494,497.92	0.150	0.152	Fed Home Ln Mtg Corp Disc	9,498,860.00
10194	FAD	8,300,000.00	0.150	03/28/2013	11/08/2012	8,295,158.33	0.150	0.152	Fed Natl Mtg Assoc Disc	8,299,004.00

INVESTMENT #	TYPE	FACE VALUE	STATED RATE	MATURITY DATE	PURCHASE DATE	BOOK VALUE	YTM 360 DAYS	YTM 365 DAYS	DESCRIPTION	MARKET VALUE
10182	FAD	1,450,000.00	0.150	04/02/2013	10/24/2012	1,449,033.33	0.150	0.152	Federal Home Loan Discount	1,449,739.00
10176	FAD	13,400,000.00	0.160	04/12/2013	10/18/2012	13,389,518.22	0.160	0.162	Federal Home Loan Discount	13,397,454.00
10155	FAD	30,000,000.00	0.130	04/12/2013	09/26/2012	29,978,550.00	0.130	0.132	Fed Home Ln Mtg Corp Disc	29,994,300.00
10184	FAD	12,000,000.00	0.155	04/15/2013	10/26/2012	11,991,165.00	0.155	0.157	Fed Home Ln Mtg Corp Disc	11,997,600.00
10197	FAD	17,600,000.00	0.140	04/15/2013	11/13/2012	17,589,528.00	0.140	0.142	Fed Natl Mtg Assoc Disc	17,596,480.00
10185	MC1	3,000,000.00	3.500	04/15/2013	10/24/2012	3,000,000.00	3.452	3.500	Ross Valley Sanitary District	3,000,000.00
10245	FAD	15,000,000.00	0.115	04/16/2013	12/14/2012	14,994,106.25	0.115	0.116	Fed Home Ln Mtg Corp Disc	14,997,000.00
10244	FAD	2,000,000.00	0.120	04/18/2013	12/13/2012	1,999,160.00	0.120	0.121	Fed Natl Mtg Assoc Disc	1,999,580.00
10246	FAD	10,000,000.00	0.110	04/19/2013	12/13/2012	9,996,119.44	0.110	0.111	Fed Home Ln Mtg Corp Disc	9,997,900.00
10264	FAD	2,610,000.00	0.090	04/23/2013	12/31/2012	2,609,262.68	0.090	0.091	Fed Home Ln Mtg Corp Disc	2,609,425.80
9909	FAC	5,000,000.00	0.200	04/30/2013	02/01/2012	5,000,000.00	0.197	0.200	Federal Home Loan Bank	5,001,300.00
10230	FAD	16,000,000.00	0.140	05/17/2013	12/06/2012	15,989,920.00	0.140	0.142	Fed Home Ln Mtg Corp Disc	15,994,560.00
10048	FAC	5,000,000.00	0.250	05/22/2013	05/22/2012	5,000,000.00	0.246	0.250	Federal Home Loan Bank	5,001,150.00
10224	FAD	15,000,000.00	0.150	06/14/2013	12/04/2012	14,988,000.00	0.151	0.153	Fed Home Ln Mtg Corp Disc	14,993,250.00
10221	FAD	10,000,000.00	0.160	06/26/2013	12/04/2012	9,990,933.33	0.162	0.164	Fed Home Ln Mtg Corp Disc	9,995,100.00
10222	FAD	10,000,000.00	0.160	06/27/2013	12/04/2012	9,990,888.89	0.162	0.164	Fed Home Ln Mtg Corp Disc	9,995,100.00
10223	FAD	15,000,000.00	0.160	06/28/2013	12/04/2012	14,986,266.67	0.162	0.164	Fed Home Ln Mtg Corp Disc	14,992,650.00
10233	FAD	10,000,000.00	0.140	07/31/2013	12/07/2012	9,990,822.22	0.141	0.143	Fed Natl Mtg Assoc Disc	9,993,000.00
10232	FAD	11,000,000.00	0.150	08/30/2013	12/07/2012	10,987,808.33	0.152	0.154	Fed Natl Mtg Assoc Disc	10,990,430.00
9299	FAC	5,000,000.00	1.125	09/17/2013	09/17/2010	4,997,500.00	1.126	1.142	Fed Natl Mtg Assoc	5,033,450.00
10231	FAD	20,000,000.00	0.150	09/30/2013	12/07/2012	19,975,250.00	0.152	0.154	Fed Natl Mtg Assoc Disc	19,979,000.00
10178	FAC	5,000,000.00	0.200	10/22/2013	10/22/2012	4,999,250.00	0.212	0.215	Federal Farm Credit Bank	5,000,800.00
10029	FAC	5,000,000.00	0.280	10/25/2013	04/27/2012	5,000,000.00	0.276	0.280	Federal Home Loan Bank	5,004,050.00
10243	FAC	5,000,000.00	0.190	12/13/2013	12/13/2012	4,999,500.00	0.197	0.200	Federal Farm Credit Bank	5,000,450.00
10251	FAC	5,000,000.00	0.190	12/19/2013	12/19/2012	4,999,870.00	0.189	0.192	Federal Farm Credit Bank	5,000,500.00
10253	MC1	197,000.00	3.500	12/19/2013	12/19/2012	197,000.00	3.452	3.500	Town of Ross	197,000.00
10101	FAC	5,000,000.00	0.300	01/30/2014	07/30/2012	4,999,250.00	0.305	0.310	Federal Home Loan Bank	5,000,800.00

INVESTMENT #	TYPE	FACE VALUE	STATED RATE	MATURITY DATE	PURCHASE DATE	BOOK VALUE	YTM 360 DAYS	YTM 365 DAYS	DESCRIPTION	MARKET VALUE
10126	FAC	5,000,000.00	0.400	08/28/2014	08/28/2012	5,000,000.00	0.394	0.400	Federal Home Loan Bank	5,001,750.00
10031	FAC	5,000,000.00	0.500	10/30/2014	04/30/2012	5,000,000.00	0.493	0.500	Fed Natl Mtg Assoc	5,003,500.00
10254	MC1	189,000.00	3.500	12/19/2014	12/19/2012	189,000.00	3.452	3.500	Town of Ross	189,000.00
10260	FAC	5,000,000.00	0.320	12/26/2014	12/26/2012	4,999,500.00	0.320	0.325	Federal Home Loan Bank	5,001,900.00
10085	FAC	5,000,000.00	0.500	01/09/2015	07/09/2012	4,999,250.00	0.499	0.506	Fed Natl Mtg Assoc	5,005,900.00
9896	FAC	5,000,000.00	0.500	01/23/2015	01/23/2012	4,998,750.00	0.860	0.872	Fed Natl Mtg Assoc	5,000,800.00
9917	FAC	5,000,000.00	0.300	02/13/2015	02/13/2012	5,000,000.00	0.754	0.764	Fed Natl Mtg Assoc	5,001,200.00
9966	FAC	5,000,000.00	0.700	03/26/2015	03/26/2012	5,000,000.00	0.690	0.700	Fed Natl Mtg Assoc	5,007,000.00
10005	FAC	15,000,000.00	0.710	04/15/2015	04/13/2012	15,000,000.00	0.700	0.709	Fed Natl Mtg Assoc	15,022,500.00
10013	FAC	5,000,000.00	0.750	04/17/2015	04/17/2012	5,000,000.00	0.739	0.750	Fed Natl Mtg Assoc	5,008,100.00
10070	FAC	5,000,000.00	0.500	06/12/2015	06/12/2012	5,000,000.00	0.982	0.995	Fed Natl Mtg Assoc	5,004,650.00
10259	FAC	5,000,000.00	0.400	06/24/2015	12/24/2012	5,000,000.00	0.394	0.400	Fed Natl Mtg Assoc	5,000,250.00
10205	FAC	5,000,000.00	0.525	11/20/2015	11/20/2012	5,000,000.00	0.517	0.525	Fed Home Ln Mtg Corp	5,005,400.00
10217	FAC	5,000,000.00	0.500	11/24/2015	11/30/2012	5,000,000.00	0.493	0.500	Fed Home Ln Mtg Corp	5,003,550.00
10255	MC1	184,000.00	3.500	12/19/2015	12/19/2012	184,000.00	3.452	3.500	Town of Ross	184,000.00
10256	MC1	178,000.00	3.560	12/19/2016	12/19/2012	178,000.00	3.511	3.560	Town of Ross	178,000.00
10257	MC1	172,777.00	3.648	12/19/2017	12/19/2012	172,777.00	3.598	3.648	Town of Ross	172,777.00
		900,641,126.70				900,256,486.26				900,625,523.10
AMORTIZATION & ACCRETION OF PREMIUMS & DISCOUNTS										
						266.13			ACCRUED INTEREST DISCOUNT INVESTMENTS	
		900,641,126.70				900,256,752.39				900,625,523.10



TREASURER DIVISION - DEPARTMENT OF FINANCE
 PORTFOLIO SUMMARY REPORT - OPERATING FUNDS
 COUNTY OF MARIN, SCHOOLS & SPECIAL DISTRICTS
 December 31, 2012

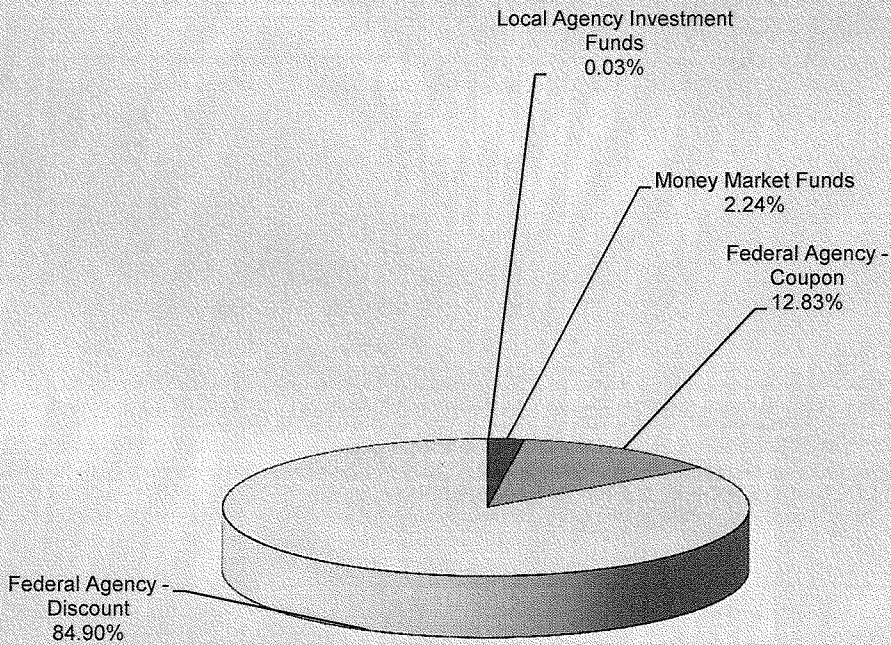
DESCRIPTION	ENDING BALANCE December 31, 2012	AVERAGE BALANCE December-12	WEIGHTED AVERAGE DAYS TO MATURITY	ANNUALIZED YIELD December-12	YIELD December 31, 2012
LOCAL AGENCY INVESTMENT FUNDS					
MONEY MARKET FUNDS	\$235,310.25	\$235,310.25	1	0.326	0.326
FEDERAL AGENCY ISSUES - COUPON	\$20,100,039.45	\$20,019,383.52	1	0.010	0.010
FEDERAL AGENCY ISSUES - DISCOUNT	\$114,992,870.00	\$117,254,302.97	631	0.526	0.529
TREASURY SECURITIES - COUPON	\$761,007,489.56	\$748,057,130.53	80	0.129	0.126
TREASURY SECURITIES - DISCOUNT					
MISC SECURITIES - COUPON	\$3,920,777.00	\$4,557,100.03	328	3.468	3.509
TOTALS & AVERAGES	\$900,256,486.26	\$890,123,227.30	150	0.196%	0.190%

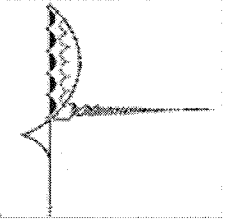
The Local Agency Investment Funds is an open ended account and is not included in the total weighted days to maturity.

Treasurer Division - Department of Finance
Portfolio Yield Report - Operating Funds
County of Marin, Schools & Special Districts
December 31, 2013

INVESTMENT HOLDINGS	BOOK VALUE	Portfolio Yields as 12/31/2012
Local Agency Investment Funds	\$235,310.25	0.326%
Money Market Funds	\$20,100,039.45	0.010%
Federal Agency - Coupon	\$114,992,870.00	0.529%
Federal Agency - Discount	\$761,007,489.56	0.126%
Misc.- Coupon	\$3,920,777.00	3.509%
TOTAL	\$900,256,486.26	0.190%

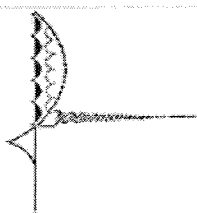
PORTFOLIO ALLOCATION





TREASURER DIVISION - DEPARTMENT OF FINANCE
REPORT OF INVESTMENTS - NON-OPERATING FUNDS
CHILDREN & FAMILIES COMMISSION
December 31, 2012

INVESTMENT #	TYPE	FACE VALUE	MATURITY DATE	PURCHASE DATE	BOOK VALUE	YTM 360 DAYS	YTM 365 DAYS	DESCRIPTION	MARKET VALUE
101	LA2	97,736.95	/ /	/ /	97,736.95	0.321	0.326	LOCAL AGENCY INVESTMENT FUND	97,736.95
									97,736.95



TREASURER DIVISION - DEPARTMENT OF FINANCE
REPORT OF INVESTMENTS - NON-OPERATING FUNDS

SAN RAFAEL SCHOOLS
 December 31, 2012

INVESTMENT #	TYPE	FACE VALUE	MATURITY DATE	PURCHASE DATE	BOOK VALUE	YTM 360 DAYS	YTM 365 DAYS	DESCRIPTION	MARKET VALUE
687	LA1	0.00	/ /	/ /	0.00	5.181	5.253	LOCAL AGENCY INVESTMENT FUND	0.00
746	LA1	423,364.33	/ /	/ /	423,364.33	0.321	0.326	LOCAL AGENCY INVESTMENT FUND	423,364.33
		423,364.33			423,364.33				423,364.33
AMORTIZATION & ACCRETION OF PREMIUMS & DISCOUNTS									
					-0-				
		423,364.33			423,364.33				423,364.33