



TREASURER - TAX COLLECTOR
PUBLIC ADMINISTRATOR

MICHAEL J. SMITH
Treasurer-Tax Collector
Public Administrator
ROY GIVEN
Assistant

December 7, 2010

Judy Arnold., President
Board of Supervisors
County of Marin
3501 Civic Center Dr. #329
San Rafael, CA 94903

Mary Jane Burke
Superintendent of Schools
Marin County Office of Education
P. O. Box 4925
San Rafael, CA 94913

Marin County Schools,
Special Districts, and
MCERA

RE: MONTHLY REPORT OF COUNTY, SCHOOLS AND DISTRICT INVESTMENTS as of
October 31, 2010

Dear Investment Fund Participants:

The attached Monthly Report of County, Schools and District investments is provided for your review.

* The investments were made pursuant to Government Code Sections 53601, 53635 and comply with the County Treasurer's Statement of Investment Policy. The investment policy provides for:

- Preservation of capital through high quality investments;
- Maintenance of sufficient liquidity to meet participant operating needs; and
- A rate of return consistent with the above objectives.

* Maturities are scheduled to meet participant expenditure requirements for the next six months.

* Attached spreadsheets identify investment type, issuer, maturity date, amount invested and fair market value for each security held. Fair market values were determined by Bank of New York on all securities except for investments in the Local Agency Investment Fund which was valued at face value by us. Adjustments have been made for premiums, discounts and accrued interest on discount securities to make the book value and fair market value more comparable.

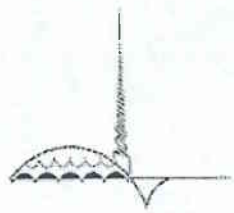
I trust you find this report informative. Should you have any questions do not hesitate to call me.

Respectfully submitted,

Michael J. Smith
Treasurer-Tax Collector

MJS:ks
Attachments

cc: Matthew Hymel, County Administrator
Mark Walsh, Director of Finance
Marin County Treasury Oversight Committee



MICHAEL J. SMITH - MARIN COUNTY TREASURER
REPORT OF INVESTMENTS - OPERATING FUNDS
COUNTY OF MARIN, SCHOOLS & SPECIAL DISTRICTS

October 31, 2010

Page 1

INVESTMENT #	TYPE	FACE VALUE	STATED RATE	MATURITY DATE	PURCHASE DATE	BOOK VALUE	YTM 360 DAYS	YTM 365 DAYS	DESCRIPTION	MARKET VALUE
142	LA1	233,383.57	2.967	/ /	07/01/2007	233,383.57	0.473	0.480	Local Agency Investment Fund	233,383.57
3490	LA2	0.00	5.170	/ /	07/01/2007	0.00	0.000	0.001	MM-DREYFUS	0.00
9149	LA2	10,152,767.92	0.040	/ /	05/12/2010	10,152,767.92	0.059	0.060	MM-FIDELITY Institutional Gov	10,152,767.92
4366	LA2	0.00	4.930	/ /	07/01/2007	0.00	0.009	0.010	NATIONS Treasury Reserves	0.00
2246	LA2	10,820,494.64	4.760	/ /	11/14/2007	10,820,494.64	0.029	0.030	MM-WELLS FARGO Institutional G	10,820,494.64
9208	FAD	3,200,000.00	0.190	11/01/2010	06/24/2010	3,197,804.44	0.190	0.192	Fed Natl Mtg Assoc Disc	3,200,000.00
9232	FAD	1,700,000.00	0.180	11/01/2010	07/07/2010	1,699,005.50	0.180	0.182	Fed Natl Mtg Assoc Disc	1,700,000.00
9211	FAD	4,000,000.00	0.160	11/02/2010	06/25/2010	3,997,688.89	0.160	0.162	Federal Home Loan Discount	4,000,000.00
9212	FAD	4,000,000.00	0.160	11/03/2010	06/25/2010	3,997,671.11	0.160	0.162	Federal Home Loan Discount	4,000,000.00
9227	FAD	5,000,000.00	0.170	11/04/2010	07/01/2010	4,997,025.00	0.170	0.172	Federal Home Loan Discount	5,000,000.00
9213	FAD	10,000,000.00	0.160	11/05/2010	06/25/2010	9,994,088.89	0.160	0.162	Federal Home Loan Discount	10,000,000.00
9280	FAD	5,500,000.00	0.170	11/05/2010	08/26/2010	5,498,155.97	0.170	0.172	Federal Home Loan Discount	5,500,000.00
9214	FAD	1,739,000.00	0.200	11/08/2010	06/28/2010	1,737,715.07	0.200	0.202	Fed Home Ln Mtg Corp Disc	1,739,000.00
9324	FAD	5,000,000.00	0.155	11/08/2010	10/13/2010	4,999,440.28	0.155	0.157	Fed Home Ln Mtg Corp Disc	5,000,000.00
9252	FAD	3,800,000.00	0.180	11/08/2010	07/27/2010	3,798,024.00	0.180	0.182	Fed Natl Mtg Assoc Disc	3,800,000.00
9228	FAD	5,000,000.00	0.170	11/09/2010	07/01/2010	4,996,906.94	0.170	0.172	Federal Home Loan Discount	5,000,000.00
9323	FAD	5,900,000.00	0.155	11/10/2010	10/13/2010	5,899,288.72	0.155	0.157	Federal Home Loan Discount	5,900,000.00
9240	FAD	8,100,000.00	0.180	11/12/2010	07/16/2010	8,095,180.50	0.180	0.182	Fed Natl Mtg Assoc Disc	8,100,000.00
9253	FAD	4,000,000.00	0.190	11/15/2010	07/27/2010	3,997,656.67	0.190	0.192	Fed Natl Mtg Assoc Disc	4,000,000.00
9283	FAD	5,000,000.00	0.175	11/15/2010	08/27/2010	4,998,055.56	0.175	0.177	Fed Natl Mtg Assoc Disc	5,000,000.00
9230	FAD	1,000,000.00	0.210	11/16/2010	07/06/2010	999,224.17	0.210	0.213	Fed Home Ln Mtg Corp Disc	1,000,000.00


INVESTMENT #	TYPE	FACE VALUE	STATED RATE	MATURITY DATE	PURCHASE DATE	BOOK VALUE	YTM 360 DAYS	YTM 365 DAYS	DESCRIPTION	MARKET VALUE
9245	FAD	4,000,000.00	0.190	11/16/2010	07/21/2010	3,997,508.89	0.190	0.192	Fed Natl Mtg Assoc Disc	4,000,000.00
9276	FAD	5,200,000.00	0.175	11/17/2010	08/24/2010	5,197,851.39	0.175	0.177	Federal Home Loan Discount	5,200,000.00
9248	FAD	6,000,000.00	0.190	11/17/2010	07/22/2010	5,996,263.33	0.190	0.192	Fed Home Ln Mtg Corp	6,000,000.00
9246	FAD	4,000,000.00	0.190	11/18/2010	07/21/2010	3,997,466.67	0.190	0.192	Fed Natl Mtg Assoc Disc	3,999,600.00
9274	FAD	4,500,000.00	0.175	11/19/2010	08/20/2010	4,498,009.38	0.175	0.177	Federal Home Loan Discount	4,499,550.00
9278	FAD	5,100,000.00	0.175	11/19/2010	08/25/2010	5,097,867.92	0.175	0.177	Federal Home Loan Discount	5,099,490.00
9236	FAD	5,200,000.00	0.200	11/19/2010	07/13/2010	5,196,273.33	0.200	0.202	Fed Natl Mtg Assoc Disc	5,199,480.00
9247	FAD	4,000,000.00	0.190	11/19/2010	07/21/2010	3,997,445.56	0.190	0.192	Fed Natl Mtg Assoc Disc	3,999,600.00
9282	FAD	4,100,000.00	0.175	11/22/2010	08/27/2010	4,098,266.04	0.175	0.177	Fed Home Ln Mtg Corp	4,099,590.00
9266	FAD	6,000,000.00	0.170	11/22/2010	08/11/2010	5,997,081.67	0.170	0.172	Fed Natl Mtg Assoc Disc	5,999,400.00
9235	FAD	4,300,000.00	0.200	11/23/2010	07/12/2010	4,296,798.89	0.200	0.202	Fed Home Ln Mtg Corp Disc	4,299,570.00
9277	FAD	6,000,000.00	0.180	11/24/2010	08/25/2010	5,997,270.00	0.180	0.182	Federal Home Loan Discount	5,999,400.00
9267	FAD	5,000,000.00	0.170	11/24/2010	08/11/2010	4,997,520.83	0.170	0.172	Fed Natl Mtg Assoc Disc	4,999,500.00
9220	FAD	5,000,000.00	0.220	11/29/2010	06/30/2010	4,995,355.56	0.220	0.223	Fed Home Ln Mtg Corp Disc	4,999,500.00
9287	FAD	5,000,000.00	0.180	11/29/2010	09/02/2010	4,997,800.00	0.180	0.182	Fed Home Ln Mtg Corp Disc	4,999,500.00
9284	FAD	3,300,000.00	0.180	11/30/2010	08/30/2010	3,298,482.00	0.180	0.182	Federal Home Loan Discount	3,299,670.00
9286	FAD	6,500,000.00	0.180	11/30/2010	09/01/2010	6,497,075.00	0.180	0.182	Federal Home Loan Discount	6,499,350.00
9288	FAD	6,600,000.00	0.170	11/30/2010	09/03/2010	6,597,257.33	0.170	0.172	Federal Home Loan Discount	6,599,340.00
9259	FAD	4,200,000.00	0.000	11/30/2010	07/30/2010	4,197,130.00	0.200	0.202	Fed Home Ln Mtg Corp Disc	4,199,580.00
9273	FAD	5,400,000.00	0.170	11/30/2010	08/19/2010	5,397,373.50	0.170	0.172	Fed Home Ln Mtg Corp Disc	5,399,460.00
9271	FAD	6,000,000.00	0.180	12/15/2010	08/17/2010	5,996,400.00	0.180	0.182	Federal Home Loan Discount	5,999,400.00
9297	FAD	18,000,000.00	0.185	12/15/2010	09/15/2010	17,991,582.50	0.185	0.187	Federal Home Loan Discount	17,998,200.00
9298	FAD	9,500,000.00	0.185	12/15/2010	09/16/2010	9,495,606.25	0.185	0.187	Federal Home Loan Discount	9,499,050.00
9307	FAD	5,000,000.00	0.170	12/15/2010	09/24/2010	4,998,063.89	0.170	0.172	Federal Home Loan Discount	4,999,500.00
9285	FAD	6,555,000.00	0.180	12/15/2010	08/31/2010	6,551,525.85	0.180	0.182	Fed Home Ln Mtg Corp Disc	6,554,344.50

INVESTMENT #	TYPE	FACE VALUE	STATED RATE	MATURITY DATE	PURCHASE DATE	BOOK VALUE	YTM 360 DAYS	YTM 365 DAYS	DESCRIPTION	MARKET VALUE
9289	FAD	9,700,000.00	0.000	12/15/2010	09/07/2010	9,695,465.25	0.170	0.172	Fed Natl Mtg Assoc Disc	9,699,030.00
9290	FAD	11,000,000.00	0.170	12/15/2010	09/08/2010	10,994,909.44	0.170	0.172	Fed Natl Mtg Assoc Disc	10,998,900.00
9305	FAD	11,000,000.00	0.170	12/15/2010	09/23/2010	10,995,688.61	0.170	0.172	Fed Natl Mtg Assoc Disc	10,998,900.00
9294	FAD	5,325,000.00	0.180	12/16/2010	09/10/2010	5,322,417.38	0.180	0.182	Fed Home Ln Mtg Corp	5,324,467.50
9303	FAD	3,400,000.00	0.185	12/16/2010	09/21/2010	3,398,497.39	0.185	0.187	Fed Home Ln Mtg Corp	3,399,660.00
9300	FAD	8,500,000.00	0.000	12/17/2010	09/17/2010	8,496,025.07	0.185	0.187	Federal Home Loan Discount	8,498,300.00
9302	FAD	5,500,000.00	0.185	12/17/2010	09/20/2010	5,497,512.78	0.185	0.187	Federal Home Loan Discount	5,498,900.00
9316	FAD	7,300,000.00	0.140	12/17/2010	09/30/2010	7,297,785.67	0.140	0.141	Fed Natl Mtg Assoc Disc	7,298,540.00
9318	FAD	5,000,000.00	0.140	12/17/2010	10/05/2010	4,998,580.56	0.140	0.141	Fed Natl Mtg Assoc Disc	4,999,000.00
9254	FAD	5,700,000.00	0.220	12/20/2010	07/28/2010	5,694,949.17	0.220	0.223	Fed Natl Mtg Assoc Disc	5,698,860.00
9304	FAD	3,800,000.00	0.180	12/20/2010	09/22/2010	3,798,309.00	0.180	0.182	Fed Natl Mtg Assoc Disc	3,799,240.00
9317	FAD	4,600,000.00	0.120	12/21/2010	10/05/2010	4,598,819.33	0.120	0.121	Federal Home Loan Discount	4,599,080.00
9281	FAD	4,000,000.00	0.190	12/22/2010	08/27/2010	3,997,530.00	0.190	0.192	Fed Natl Mtg Assoc Disc	3,999,200.00
9292	FAD	3,900,000.00	0.185	12/22/2010	09/09/2010	3,897,915.67	0.185	0.187	Fed Natl Mtg Assoc Disc	3,899,220.00
9315	FAD	5,000,000.00	0.170	12/22/2010	09/30/2010	4,998,040.28	0.170	0.172	Fed Natl Mtg Assoc Disc	4,999,000.00
9322	FAD	3,000,000.00	0.130	12/23/2010	10/12/2010	2,999,220.00	0.130	0.131	Federal Home Loan Discount	2,999,400.00
9295	FAD	2,350,000.00	0.000	12/23/2010	09/13/2010	2,348,813.25	0.180	0.182	Fed Home Ln Mtg Corp	2,349,530.00
9311	FAD	8,000,000.00	0.180	12/27/2010	09/28/2010	7,996,400.00	0.180	0.182	Fed Home Ln Mtg Corp	7,998,400.00
9257	FAD	5,000,000.00	0.220	12/27/2010	07/29/2010	4,995,386.11	0.220	0.223	Fed Natl Mtg Assoc Disc	4,999,000.00
8686	FAC	5,000,000.00	1.200	12/28/2010	04/28/2009	5,000,000.00	1.183	1.200	Federal Home Loan Bank	5,009,400.00
9258	FAD	7,000,000.00	0.230	12/30/2010	07/29/2010	6,993,112.78	0.230	0.233	Fed Natl Mtg Assoc Disc	6,998,600.00
9275	FAD	9,000,000.00	0.180	12/30/2010	08/23/2010	8,994,195.00	0.180	0.182	Fed Natl Mtg Assoc Disc	8,998,200.00
9293	FAD	5,200,000.00	0.170	12/30/2010	09/10/2010	5,197,274.33	0.170	0.172	Fed Natl Mtg Assoc Disc	5,198,960.00
9319	FAD	6,400,000.00	0.170	12/31/2010	10/06/2010	6,397,400.89	0.170	0.172	Federal Home Loan Discount	6,398,720.00
9320	FAD	6,100,000.00	0.155	01/03/2011	10/07/2010	6,097,688.78	0.155	0.157	Fed Home Ln Mtg Corp Disc	6,098,780.00

INVESTMENT #	TYPE	FACE VALUE	STATED RATE	MATURITY DATE	PURCHASE DATE	BOOK VALUE	YTM 360 DAYS	YTM 365 DAYS	DESCRIPTION	MARKET VALUE
9309	FAD	5,500,000.00	0.160	01/04/2011	09/24/2010	5,497,506.67	0.160	0.162	Fed Home Ln Mtg Corp Disc	5,498,900.00
9321	FAD	4,300,000.00	0.150	01/05/2011	10/08/2010	4,298,405.42	0.150	0.152	Federal Home Loan Discount	4,298,710.00
9331	FAD	5,000,000.00	0.165	01/06/2011	10/20/2010	4,998,212.50	0.165	0.167	Federal Home Loan Discount	4,998,500.00
9330	FAD	2,000,000.00	0.170	01/07/2011	10/20/2010	1,999,253.89	0.170	0.172	Federal Home Loan Discount	1,999,400.00
9325	FAD	5,200,000.00	0.155	01/10/2011	10/14/2010	5,198,029.78	0.155	0.157	Fed Home Ln Mtg Corp Disc	5,198,440.00
9340	FAD	9,800,000.00	0.165	01/10/2011	10/28/2010	9,796,676.17	0.165	0.167	Fed Home Ln Mtg Corp Disc	9,797,060.00
9314	FAD	4,500,000.00	0.165	01/11/2011	09/29/2010	4,497,855.00	0.165	0.167	Fed Home Ln Mtg Corp Disc	4,498,650.00
9296	FAD	4,000,000.00	0.180	01/12/2011	09/14/2010	3,997,600.00	0.180	0.182	Fed Natl Mtg Assoc	3,998,800.00
9313	FAD	3,300,000.00	0.170	01/12/2011	09/29/2010	3,298,363.75	0.170	0.172	Fed Natl Mtg Assoc	3,299,010.00
9335	FAD	5,700,000.00	0.150	01/13/2011	10/25/2010	5,698,100.00	0.150	0.152	Fed Home Ln Mtg Corp Disc	5,698,290.00
9326	FAD	13,200,000.00	0.175	01/14/2011	10/15/2010	13,194,160.83	0.175	0.177	Federal Home Loan Discount	13,196,040.00
9329	FAD	5,900,000.00	0.175	01/18/2011	10/19/2010	5,897,390.07	0.175	0.177	Fed Home Ln Mtg Corp Disc	5,898,230.00
9332	FAD	6,100,000.00	0.170	01/19/2011	10/21/2010	6,097,407.50	0.170	0.172	Federal Home Loan Discount	6,098,170.00
9333	FAD	7,500,000.00	0.175	01/21/2011	10/22/2010	7,496,682.29	0.175	0.177	Federal Home Loan Discount	7,497,750.00
9312	FAD	10,000,000.00	0.170	01/21/2011	09/29/2010	9,994,616.67	0.170	0.172	Fed Home Ln Mtg Corp Disc	9,997,000.00
9336	FAD	5,500,000.00	0.170	01/24/2011	10/26/2010	5,497,662.50	0.170	0.172	Fed Home Ln Mtg Corp Disc	5,498,350.00
9342	FAD	5,500,000.00	0.170	01/28/2011	10/29/2010	5,497,636.53	0.170	0.172	Federal Home Loan Discount	5,498,350.00
9337	FAD	5,500,000.00	0.170	02/01/2011	10/27/2010	5,497,480.69	0.170	0.172	Fed Natl Mtg Assoc Disc	5,497,800.00
9338	FAD	5,000,000.00	0.170	02/02/2011	10/27/2010	4,997,686.11	0.170	0.172	Fed Natl Mtg Assoc Disc	4,998,000.00
8174	FAC	5,000,000.00	3.320	02/11/2011	03/11/2008	5,000,000.00	3.273	3.319	Fed Home Ln Mtg Corp	5,042,750.00
8135	FAC	10,000,000.00	3.400	02/15/2011	02/15/2008	10,000,000.00	3.353	3.400	Fed Home Ln Mtg Corp	10,091,200.00
9341	FAD	5,000,000.00	0.180	02/28/2011	10/28/2010	4,996,925.00	0.180	0.182	Fed Home Ln Mtg Corp Disc	4,997,500.00
9310	FAC	5,000,000.00	0.430	10/07/2011	09/28/2010	5,000,000.00	0.424	0.430	Federal Home Loan Bank	5,000,000.00
9187	FAC	5,000,000.00	0.850	12/15/2011	06/15/2010	5,000,000.00	0.838	0.850	Federal Home Loan Bank	5,003,150.00
9101	FAC	5,475,000.00	1.400	04/15/2012	04/15/2010	5,464,050.00	1.481	1.501	Federal Home Loan Bank	5,504,072.25

INVESTMENT #	TYPE	FACE VALUE	STATED RATE	MATURITY DATE	PURCHASE DATE	BOOK VALUE	YTM 360 DAYS	YTM 365 DAYS	DESCRIPTION	MARKET VALUE
9189	FAC	5,000,000.00	0.750	06/15/2012	06/15/2010	5,000,000.00	0.739	0.750	Fed Home Ln Mtg Corp	5,001,700.00
9218	FAC	5,000,000.00	0.750	06/29/2012	06/29/2010	5,000,000.00	1.535	1.556	Fed Home Ln Mtg Corp	5,003,750.00
9099	FAC	5,000,000.00	1.450	10/15/2012	04/15/2010	5,000,000.00	1.430	1.450	Federal Home Loan Bank	5,028,150.00
9019	FAC	5,000,000.00	1.600	11/26/2012	02/26/2010	5,000,000.00	1.578	1.600	Fed Natl Mtg Assoc	5,004,700.00
9063	FAC	10,000,000.00	1.625	12/28/2012	03/29/2010	9,985,000.00	1.658	1.681	Fed Natl Mtg Assoc	10,018,800.00
9079	FAC	5,000,000.00	1.750	01/07/2013	04/07/2010	4,991,250.00	1.791	1.815	Fed Natl Mtg Assoc	5,012,500.00
9098	FAC	10,000,000.00	1.550	01/15/2013	04/15/2010	10,000,000.00	1.529	1.550	Federal Home Loan Bank	10,056,300.00
9122	FAC	5,000,000.00	1.750	01/28/2013	04/28/2010	4,989,300.00	1.805	1.830	Fed Home Ln Mtg Corp	5,016,900.00
9025	FAC	5,000,000.00	1.850	03/04/2013	03/04/2010	4,990,000.00	1.892	1.918	Federal Home Loan Bank	5,021,900.00
9051	FAC	5,000,000.00	1.000	03/15/2013	03/23/2010	4,993,750.00	1.028	1.042	Federal Home Loan Bank	5,009,400.00
9190	FAC	5,000,000.00	1.550	03/15/2013	06/15/2010	5,000,000.00	1.529	1.550	Fed Home Ln Mtg Corp	5,006,100.00
9057	FAC	5,000,000.00	1.850	03/25/2013	03/25/2010	4,994,350.00	1.863	1.888	Fed Natl Mtg Assoc	5,025,000.00
9100	FAC	5,000,000.00	2.000	04/15/2013	04/15/2010	4,992,500.00	2.023	2.051	Fed Natl Mtg Assoc	5,031,250.00
9102	FAC	5,000,000.00	2.000	04/15/2013	04/15/2010	5,000,000.00	1.972	2.000	Fed Natl Mtg Assoc	5,031,250.00
9142	FAC	5,000,000.00	1.875	05/10/2013	05/10/2010	4,988,750.00	1.925	1.952	Fed Home Ln Mtg Corp	5,001,850.00
9215	FAC	5,000,000.00	1.625	06/28/2013	06/28/2010	4,992,500.00	1.653	1.676	Fed Home Ln Mtg Corp	5,008,400.00
9334	FAC	5,000,000.00	0.750	07/25/2013	10/25/2010	4,998,750.00	0.747	0.758	Fed Home Ln Mtg Corp	5,007,850.00
9250	FAC	5,000,000.00	1.300	07/26/2013	07/26/2010	5,000,000.00	1.282	1.300	Fed Home Ln Mtg Corp	5,008,100.00
9255	FAC	5,000,000.00	1.250	07/29/2013	07/29/2010	4,998,250.00	1.244	1.261	Fed Natl Mtg Assoc	5,023,450.00
9264	FAC	5,000,000.00	1.300	08/09/2013	08/09/2010	5,000,000.00	1.282	1.300	Fed Natl Mtg Assoc	5,009,400.00
9270	FAC	5,000,000.00	0.750	08/16/2013	08/16/2010	5,000,000.00	1.391	1.410	Fed Home Ln Mtg Corp	5,000,300.00
9279	FAC	5,000,000.00	1.050	08/26/2013	08/26/2010	4,999,000.00	1.042	1.056	Fed Natl Mtg Assoc	5,001,550.00
9291	FAC	5,000,000.00	1.125	09/09/2013	09/09/2010	4,997,500.00	1.126	1.142	Fed Natl Mtg Assoc	5,023,450.00
9299	FAC	5,000,000.00	1.125	09/17/2013	09/17/2010	4,997,500.00	1.126	1.142	Fed Natl Mtg Assoc	5,010,950.00
9306	FAC	5,000,000.00	1.200	09/24/2013	09/24/2010	4,996,430.00	1.207	1.224	Fed Home Ln Mtg Corp	5,010,950.00

INVESTMENT #	TYPE	FACE VALUE	STATED RATE	MATURITY DATE	PURCHASE DATE	BOOK VALUE	YTM 360 DAYS	YTM 365 DAYS	DESCRIPTION	MARKET VALUE
9308	FAC	5,000,000.00	1.200	09/27/2013	09/27/2010	5,000,000.00	1.183	1.200	Fed Natl Mtg Assoc	5,026,550.00
9339	FAC	5,000,000.00	0.625	10/28/2013	10/28/2010	5,000,000.00	1.025	1.039	Fed Natl Mtg Assoc	4,995,300.00
		683,350,646.13				683,007,321.73				683,846,930.38
AMORTIZATION & ACCRETION OF PREMIUMS & DISCOUNTS						3249.43			ACCRUED INTEREST DISCOUNT INVESTMENTS	0.00
		683,350,646.13				613,010,571.16				683,846,930.38



MICHAEL J. SMITH - MARIN COUNTY TREASURER
PORTFOLIO SUMMARY REPORT - OPERATING FUNDS
COUNTY OF MARIN, SCHOOLS & SPECIAL DISTRICTS
October 31, 2010

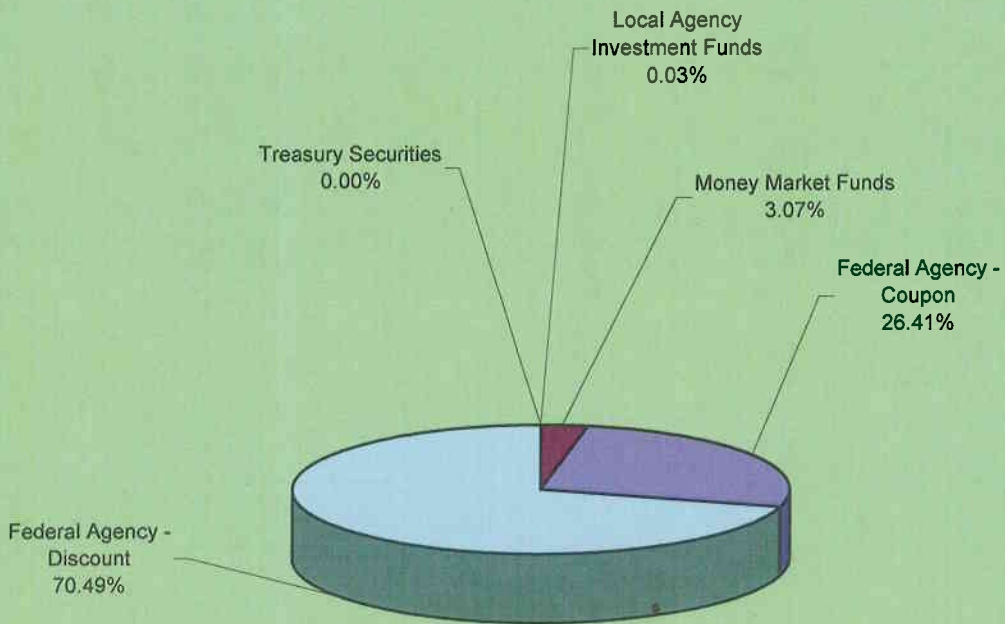
DESCRIPTION	ENDING BALANCE October 31, 2010	AVERAGE BALANCE October-10	WEIGHTED AVERAGE DAYS TO MATURITY	YIELD October-10	YIELD October 31, 2010
LOCAL AGENCY INVESTMENT FUNDS	\$233,383.57	\$233,150.51	1	0.480	0.480
MONEY MARKET FUNDS	\$20,973,262.56	\$21,295,843.21	1	0.049	0.045
FEDERAL AGENCY ISSUES - COUPON	\$180,368,880.00	\$186,514,799.05	767	1.582	1.569
FEDERAL AGENCY ISSUES - DISCOUNT	\$481,431,795.60	\$474,146,853.10	44	0.177	0.178
TREASURY SECURITIES - COUPON	\$0.00	\$0.00	0	0.000	0.000
TREASURY SECURITIES - DISCOUNT	\$0.00	\$0.00	0	0.000	0.000
TOTALS & AVERAGES	\$683,007,321.73	\$682,190,645.87	234	0.557%	0.541%


The Local Agency Investment Funds is an open ended account and is not included in the total weighted days to maturity.

Michael J. Smith, Marin County Treasurer
Portfolio Yield Report - Operating Funds
County of Marin, Schools & Special Districts
October 31, 2010

INVESTMENT HOLDINGS	BOOK VALUE	Portfolio Yields as 10/31/2010
Local Agency Investment Funds	\$233,383.57	0.480%
Money Market Funds	\$20,973,262.56	0.045%
Federal Agency - Coupon	\$180,368,880.00	1.569%
Federal Agency - Discount	\$481,431,795.60	0.178%
Treasury Securities	\$0.00	0.000%
TOTAL	\$683,007,321.73	0.541%

PORTFOLIO ALLOCATION






MICHAEL J. SMITH - MARIN COUNTY TREASURER
REPORT OF INVESTMENTS - NON-OPERATING FUNDS
CHILDREN & FAMILIES COMMISSION

October 31, 2010

Page 1

INVESTMENT #	TYPE	FACE VALUE	MATURITY DATE	PURCHASE DATE	BOOK VALUE	YTM 360 DAYS	YTM 365 DAYS	DESCRIPTION	MARKET VALUE
101	LA2	96,936.71	//	//	96,936.71	0.473	0.480	LOCAL AGENCY INVESTMENT FUND	96,936.71
		96,936.71			96,936.71				96,936.71



MICHAEL J. SMITH - MARIN COUNTY TREASURER

REPORT OF INVESTMENTS - NON-OPERATING FUNDS

SAN RAFAEL SCHOOLS

October 31, 2010

Page 1

INVESTMENT #	TYPE	FACE VALUE	MATURITY DATE	PURCHASE DATE	BOOK VALUE	YTM 360 DAYS	YTM 365 DAYS	DESCRIPTION	MARKET VALUE
687	LA1	0.00	//	//	0.00	5.181	5.253	LOCAL AGENCY INVESTMENT FUND	0.00
746	LA1	419,897.88	//	//	419,897.88	0.473	0.480	LOCAL AGENCY INVESTMENT FUND	419,897.88
		419,897.88			419,897.88				419,897.88
AMORTIZATION & ACCRETION OF PREMIUMS & DISCOUNTS					-0-				
		419,897.88			419,897.88				419,897.88