

# County of Marin

# 2022-2023 Final Budget

Marin County Board of Supervisors

**KATIE RICE**  
PRESIDENT, DISTRICT 2

**DAMON CONNOLLY**  
SUPERVISOR, DISTRICT 1

**DENNIS RODONI**  
SUPERVISOR, DISTRICT 4


**STEPHANIE MOULTON-PETERS**  
SUPERVISOR, DISTRICT 3

**JUDY ARNOLD**  
SUPERVISOR, DISTRICT 5

**MATTHEW H. HYMEL**  
COUNTY ADMINISTRATOR

**MINA MARTINOVICH**  
DIRECTOR OF FINANCE

Image - Frank Lloyd Wright's Marin County Civic Center, San Rafael, California.



## DEPARTMENT OF FINANCE

Excellent and responsive fiscal leadership.

Mina Martinovich, C.P.A.

Director of Finance

PHONE: (415) 473-6154 FAX: (415) 473-3680

November 15, 2022

Board of Supervisors  
Marin County Civic Center  
San Rafael, CA 94903

Dear Board Members:

The Final Budget of Marin County for the fiscal year July 1, 2022 through June 30, 2023 that your Board adopted is presented in this document. Your Board adopted this budget following public hearings on June 20, 21 and 22, 2020. The adopted budget closely parallels the Proposed Budget. The FY 2022-2023 Final Budget for County governmental and proprietary fund totals \$870,261,519, which funds 2,401.75 full-time equivalent positions. The FY 2022-2023 Final Budget for special districts totals \$33,777,816.

The County Budget sets forth the operating (how to spend) and financial (how to finance) plan for the provision of services to the citizens of the County by all governmental and proprietary funds of the County, dependent special districts and other agencies whose affairs and finances are under the supervision and control of the Board of Supervisors. Two charts that summarize County financing sources and appropriations follow this letter.

The Final Budget was compiled in accordance with the County Budget Act (Government Code §29000 et seq.) and presented in a format prescribed by the State Controller. The following budgetary information is included.

- All Funds Summary (Schedule 1)
- Governmental Funds Summary (Schedule 2)
- Fund Balance – Governmental Funds (Schedule 3)
- Obligated Fund Balances – By Governmental Funds (Schedule 4)
- Summary of Additional Financing Sources by Source and Fund – Governmental Funds (Schedule 5)
- Detail of Additional Financing Sources by Fund and Account – Governmental Funds (Schedule 6)
- Summary of Financing Uses by Function and Fund – Governmental Funds (Schedule 7)
- Detail of Financing Uses by Function, Activity and Budget Unit – Governmental Funds (Schedule 8)
- Financing Sources and Uses by Budget Unit by Object – Governmental Funds (Schedule 9)
- Road Fund Work Program Statement
- Operation of Internal Service Fund (Schedule 10)
- Operation of Enterprise Fund (Schedule 11)
- Special Districts and Other Agencies Summary – Non Enterprise (Schedule 12)
- Fund Balance – Special Districts and Other Agencies – Non Enterprise (Schedule 13)
- Special Districts and Other Agencies – Non Enterprise Obligated Fund Balances (Schedule 14)
- Special Districts and Other Agencies – Non Enterprise Financing Sources and Uses by Budget Unit by Object (Schedule 15)
- Supplemental Information including Personnel Allocation by Budget Center

We would like to thank the Board for its strong support and leadership in the budget development process. On behalf of all County departments and employees, we look forward to executing the County's FY 2022-2023 spending plan.

Respectfully Submitted,

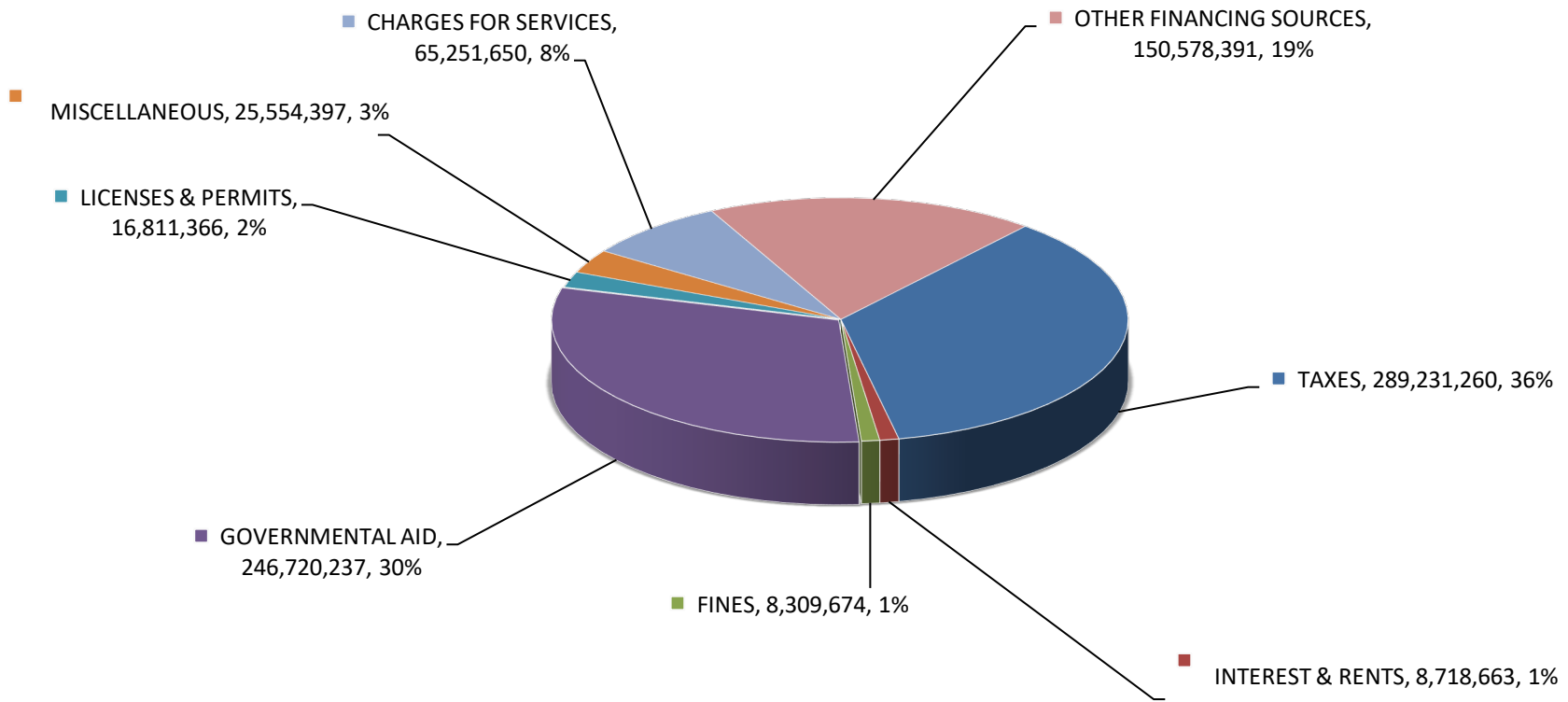
Mina Martinovich  
Director of Finance

Matthew Hymel  
County Administrator

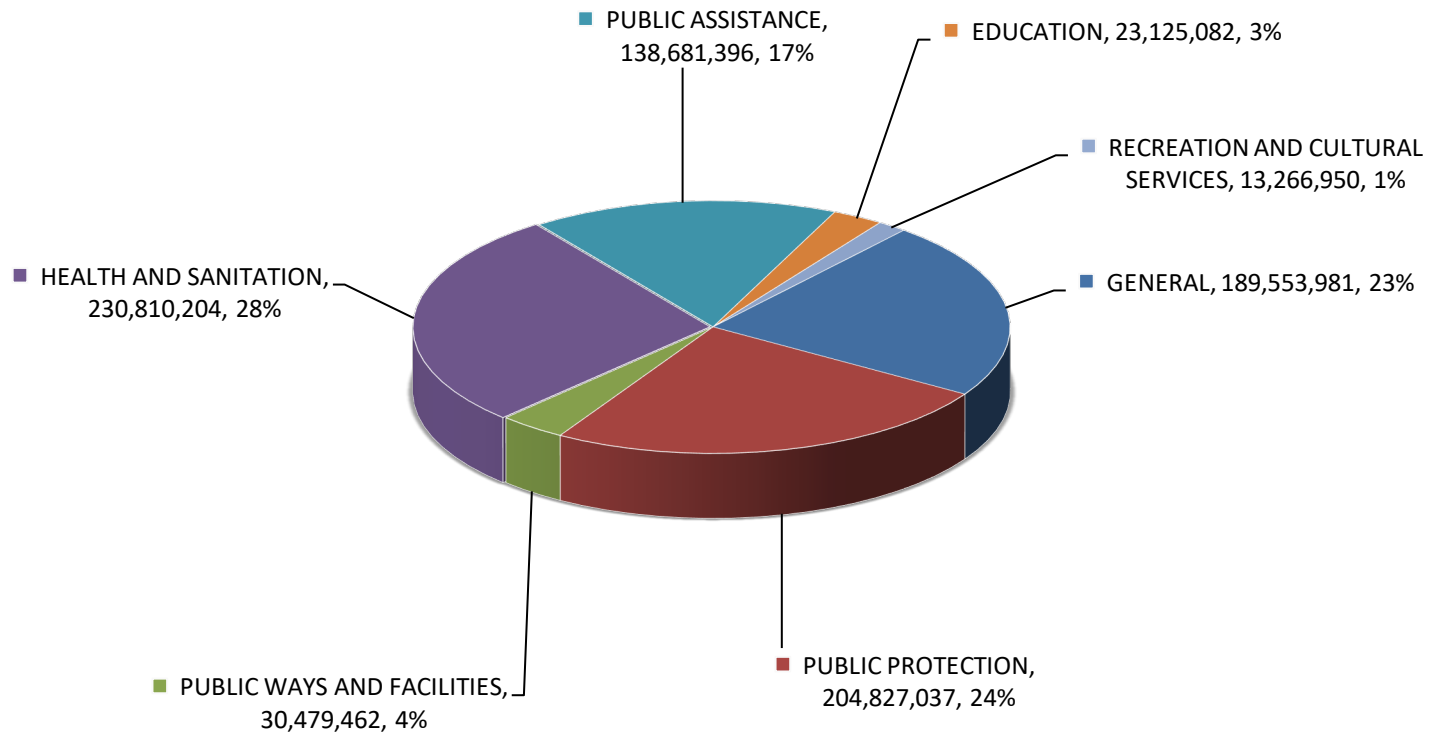


If you are a person with a disability and require information or materials in alternative formats (such as, Braille, large print, audiotape or CD-ROM), or if you require accommodation to participate in a county program, service or activity, please contact department staff at 415-473-6154; Voice/CRS dial 711.

**FY2022-23 ADOPTED BUDGET MEANS OF FINANCING BY MAJOR SOURCES FOR COUNTY GOVERNMENTAL AND PROPRIETARY FUNDS**  
**\$811,175,638**  
**(not including prior year fund balances)**



**FY2022-2023 ADOPTED BUDGET APPROPRIATIONS FOR COUNTY  
GOVERNMENTAL AND PROPRIETARY FUNDS BY MAJOR FUNCTIONS  
\$ 830,744,112  
(not including general contingency of \$18,206,353)**



Budget Letter from the Director of Finance	i
Means of Financing by Major Sources	iii
Appropriations by Major Functions	iv

## County Budget Forms

Schedule 1 - All Funds Summary	1
Schedule 2 - Governmental Funds Summary	2
Schedule 3 - Fund Balance – Governmental Funds	6
Schedule 4 - Obligated Fund Balances – by Governmental Funds	13
Schedule 5 - Summary of Additional Financing Sources by Source and Fund – Governmental Funds	24
Schedule 6 - Detail of Additional Financing Sources by Fund and Account – Governmental Funds	32
Schedule 7 - Summary of Financing Uses by Function and Fund – Governmental Funds	137
Schedule 8 - Detail of Financing Uses by Function, Activity and Budget Unit – Governmental Funds	143
Schedule 9 - Financing Sources and Uses by Budget Unit by Object – Governmental Funds	155
Road Fund Work Program Statement	223

## Proprietary Funds Budget Forms

Schedule 10 -Operation of Internal Service Fund	224
Schedule 11 -Operation of Enterprise Fund	227

## Special District Budget Forms

Schedule 12 -Special Districts and Other Agencies Summary –Non Enterprise	230
Schedule 13 -Fund Balance – Special Districts and Other Agencies – Non Enterprise	235
Schedule 14 -Special Districts and Other Agencies - Non Enterprise Obligated Fund Balances	239
Schedule 15 -Special Districts and Other Agencies - Non Enterprise Financing Sources and Uses by Budget Unit by Object	242

## Budget Unit Detail

100	Health and Human Services	155
200	Child Support Services	162
220	District Attorney's Office	163
230	Fire Department	165
240	Probation Department	167
250	Public Defender	169
260	Sheriff's Office	171
300	County Administrator's Office	174
310	Assessor-Recorder, County Clerk	178
320	Department of Finance	180
330	Board of Supervisors	182
340	County Counsel	183
350	Human Resources	185
360	Information Services	186
380	Retirement Department	187
390	Registrar of Voters - Elections	188
400	Community Development Agency	189
410	Public Works	193
500	Agricultural Weights and Measures	203
510	Farm Advisor/UC Coop Extension	204
520	Marin County Parks	205
530	Cultural Services	208
540	Marin County Free Library	210
653	Waste Management JPA	212
659	Marin County Open Space	213
738	Woodacre Creek Restoration	214
900	Non-Departmental	215

## Supplemental Information

Directory of Marin County Officials	291
Trends Relating to Property Taxes	292
County of Marin Personnel Allocation by Department	293

# *County Budget Forms*

---



## County of Marin

### All Funds Summary Fiscal Year 2022-23

Fund Name	Total Financing Sources			Total Financing Uses			
	Fund Balance Available June 30, 2022	Decreases to Obligated Fund Balances	Additional Financing Sources	Total Financing Sources	Financing Uses	Increases to Obligated Fund Balances	Total Financing Uses
1	2	3	4	5	6	7	8

#### Governmental Funds

General Fund	51,116,973	0	383,069,983	434,186,956	434,186,956	0	434,186,956
Special Revenue Funds	7,968,908	0	365,962,595	373,931,503	373,931,503	0	373,931,503
Capital Project Funds	0	0	22,026,638	22,026,638	22,026,638	0	22,026,638
Debt Service Funds	0	0	20,107,092	20,107,092	20,107,092	0	20,107,092
<b>Total Governmental Funds</b>	<b>59,085,881</b>	<b>0</b>	<b>791,166,308</b>	<b>850,252,189</b>	<b>850,252,189</b>	<b>0</b>	<b>850,252,189</b>

#### Other Funds

Internal Service Funds	0	0	12,283,285	12,283,285	12,283,285	0	12,283,285
Enterprise Funds	0	0	7,726,045	7,726,045	7,726,045	0	7,726,045
Special Districts and Other Agencies	(83,343)	0	33,861,159	33,777,816	33,777,816	0	33,777,816
<b>Total Other Funds</b>	<b>(83,343)</b>	<b>0</b>	<b>53,870,489</b>	<b>53,787,146</b>	<b>53,787,146</b>	<b>0</b>	<b>53,787,146</b>

<b>Total All Funds</b>	<b>59,002,538</b>	<b>0</b>	<b>845,036,797</b>	<b>904,039,335</b>	<b>904,039,335</b>	<b>0</b>	<b>904,039,335</b>
------------------------	-------------------	----------	--------------------	--------------------	--------------------	----------	--------------------

# County of Marin

## Governmental Funds Summary Fiscal Year 2022-23

Fund Name	Total Financing Sources			Total Financing Uses			
	Fund Balance Available June 30, 2022	Decreases to Obligated Fund Balances	Additional Financing Sources	Total Financing Sources	Financing Uses	Increases to Obligated Fund Balances	Total Financing Uses
1	2	3	4	5	6	7	8

### General Fund

1000 General Fund	51,116,973	0	383,069,983	434,186,956	434,186,956	0	434,186,956
<b>Total General Fund</b>	<b>51,116,973</b>	<b>0</b>	<b>383,069,983</b>	<b>434,186,956</b>	<b>434,186,956</b>	<b>0</b>	<b>434,186,956</b>

### Special Revenue Funds

2020 Electronic Recording Delivery Systems	0	0	60,000	60,000	60,000	0	60,000
2030 Records Modernization (GC 27361)	0	0	507,185	507,185	507,185	0	507,185
2040 Micrographics Conversion (GF 27361.4)	0	0	90,000	90,000	90,000	0	90,000
2050 Vital Records Modernization (SB 1535)	0	0	15,000	15,000	15,000	0	15,000
2060 SSN Truncation Program	13,350	0	0	13,350	13,350	0	13,350
2070 Planning In-Lieu Housing	0	0	761,000	761,000	761,000	0	761,000
2080 Building Inspection	0	0	5,223,944	5,223,944	5,223,944	0	5,223,944
2090 Environmental Health Services	228,283	0	4,627,593	4,855,876	4,855,876	0	4,855,876
2110 East Shore Wastewater Maintenance Fund	0	0	70,000	70,000	70,000	0	70,000
2120 Child Support Services	0	0	3,809,891	3,809,891	3,809,891	0	3,809,891
2140 High Tech Theft Apprehension & Prosecution (Cnty)	0	0	2,000,000	2,000,000	2,000,000	0	2,000,000
2150 MCERA Employees	0	0	3,258,097	3,258,097	3,258,097	0	3,258,097
2160 Road	0	0	12,437,524	12,437,524	12,437,524	0	12,437,524
2170 Survey Monument Preservation	0	0	20,000	20,000	20,000	0	20,000

# County of Marin

## Governmental Funds Summary Fiscal Year 2022-23

Fund Name	Total Financing Sources			Total Financing Uses			
	Fund Balance Available June 30, 2022	Decreases to Obligated Fund Balances	Additional Financing Sources	Total Financing Sources	Financing Uses	Increases to Obligated Fund Balances	Total Financing Uses
1	2	3	4	5	6	7	8
2180 Tidelands Use Fees	0	0	20,000	20,000	20,000	0	20,000
2200 Roadway Impact Fees	0	0	750,000	750,000	750,000	0	750,000
2250 Zero Waste Public Outreach	0	0	20,000	20,000	20,000	0	20,000
2280 Hospital Preparedness Program (HPP)	0	0	514,448	514,448	514,448	0	514,448
2290 California Tobacco Control Program (CTCP)	0	0	613,589	613,589	613,589	0	613,589
2300 Domestic Violence (W&I 18305)	0	0	66,000	66,000	66,000	0	66,000
2310 Children's Trust (AB 2994)	0	0	23,400	23,400	23,400	0	23,400
2320 Social Services Realignment	0	0	15,541,812	15,541,812	15,541,812	0	15,541,812
2330 Health Services Realignment	0	0	9,353,703	9,353,703	9,353,703	0	9,353,703
2340 Health Program	0	0	965,368	965,368	965,368	0	965,368
2350 Emergency Medical Services (GC 76104)	0	0	765,255	765,255	765,255	0	765,255
2360 Mental Health Realignment	0	0	12,043,239	12,043,239	12,043,239	0	12,043,239
2370 Mental Health Program	0	0	200,000	200,000	200,000	0	200,000
2380 Mental Health Services Act (Prop 63)	0	0	21,212,306	21,212,306	21,212,306	0	21,212,306
2410 Realignment - CalWORKS MOE	0	0	2,539,195	2,539,195	2,539,195	0	2,539,195
2430 Vital Statistics (SB 1535)	0	0	8,500	8,500	8,500	0	8,500
2470 Marin County Library	2,304,324	0	18,241,000	20,545,324	20,545,324	0	20,545,324
2480 Marin County Free Library Measure A	546,400	0	2,800,000	3,346,400	3,346,400	0	3,346,400
2560 Measure A - Parks & Open Space	4,677,274	0	0	4,677,274	4,677,274	0	4,677,274
2570 Realignment - Juvenile Justice Crime Prevention	0	0	1,171,636	1,171,636	1,171,636	0	1,171,636
2580 Inmate Welfare Fund	199,277	0	100,000	299,277	299,277	0	299,277

# County of Marin

## Governmental Funds Summary Fiscal Year 2022-23

Fund Name 1	Total Financing Sources			Total Financing Uses			
	Fund Balance Available June 30, 2022 2	Decreases to Obligated Fund Balances 3	Additional Financing Sources 4	Total Financing Sources 5	Financing Uses 6	Increases to Obligated Fund Balances 7	Total Financing Uses 8
2590 DMV Vehicle Theft (PC 9250.14)	0	0	241,414	241,414	241,414	0	241,414
2610 Crime Prevention - DCEP	0	0	15,000	15,000	15,000	0	15,000
2640 Auto Finger ID (GC 76102)	0	0	394,587	394,587	394,587	0	394,587
2670 Realignment - Public Safety	0	0	6,686,687	6,686,687	6,686,687	0	6,686,687
2680 Realignment - SB 1020	0	0	14,170,768	14,170,768	14,170,768	0	14,170,768
2690 Realignment - Juvenile Justice YOBG	0	0	954,963	954,963	954,963	0	954,963
2700 Countywide Grants	0	0	664,505	664,505	664,505	0	664,505
2730 Criminal Justice Facilities (GC 76101)	0	0	540,000	540,000	540,000	0	540,000
2740 Real Estate Fraud (GC 27388)	0	0	243,243	243,243	243,243	0	243,243
2770 HUD HOME Prog Inc	0	0	801,830	801,830	801,830	0	801,830
2790 SB678 Community Correction Performance	0	0	1,226,120	1,226,120	1,226,120	0	1,226,120
2800 Health and Human Services Operating	0	0	216,345,566	216,345,566	216,345,566	0	216,345,566
2810 Fish and Wildlife Commission	0	0	46,930	46,930	46,930	0	46,930
2970 HUD CDBG Program	0	0	1,621,547	1,621,547	1,621,547	0	1,621,547
3440 TOT Measure W Fire Emergency Services	0	0	465,000	465,000	465,000	0	465,000
3450 TOT Measure W Community Housing	0	0	750,000	750,000	750,000	0	750,000
3480 MWPA MEASURE C	0	0	679,750	679,750	679,750	0	679,750
3510 TOT MEAS W MARIN CO FIRE	0	0	285,000	285,000	285,000	0	285,000
<b>Total Special Revenue Funds</b>	<b>7,968,908</b>	<b>0</b>	<b>365,962,595</b>	<b>373,931,503</b>	<b>373,931,503</b>	<b>0</b>	<b>373,931,503</b>

**County of Marin**  
**Governmental Funds Summary**  
**Fiscal Year 2022-23**

Fund Name 1	Total Financing Sources			Total Financing Uses			
	Fund Balance Available June 30, 2022 2	Decreases to Obligated Fund Balances 3	Additional Financing Sources 4	Total Financing Sources 5	Financing Uses 6	Increases to Obligated Fund Balances 7	Total Financing Uses 8

**Capital Project Funds**

1410 Courthouse Construction Fund (GC 76100)	0	0	379,108	379,108	379,108	0	379,108
1420 Miscellaneous Capital Projects	0	0	7,556,822	7,556,822	7,556,822	0	7,556,822
1430 Other Capital Projects - Road and Bridge	0	0	14,090,708	14,090,708	14,090,708	0	14,090,708
<b>Total Capital Project Funds</b>	<b>0</b>	<b>0</b>	<b>22,026,638</b>	<b>22,026,638</b>	<b>22,026,638</b>	<b>0</b>	<b>22,026,638</b>

**Debt Service Funds**

1600 2003 Pension Obligation Bonds	0	0	12,877,298	12,877,298	12,877,298	0	12,877,298
1610 Tobacco Securitization Bond	0	0	1,773,200	1,773,200	1,773,200	0	1,773,200
1680 2001 Certificates of Participation	0	0	904,059	904,059	904,059	0	904,059
1700 1915 Marshal #1 - East Shore Wastewater Project	0	0	56,100	56,100	56,100	0	56,100
1710 1915 Marshal #2 - East Shore Wastewater Project	0	0	36,410	36,410	36,410	0	36,410
1720 2015 Certificates of Participation	0	0	4,460,025	4,460,025	4,460,025	0	4,460,025
<b>Total Debt Service Funds</b>	<b>0</b>	<b>0</b>	<b>20,107,092</b>	<b>20,107,092</b>	<b>20,107,092</b>	<b>0</b>	<b>20,107,092</b>

<b>Total All Funds</b>	<b>59,085,881</b>	<b>0</b>	<b>791,166,308</b>	<b>850,252,189</b>	<b>850,252,189</b>	<b>0</b>	<b>850,252,189</b>
------------------------	-------------------	----------	--------------------	--------------------	--------------------	----------	--------------------

**Appropriations Limit: \$ 403,550,212**

**Appropriations Subject to Limit: \$ 262,927,563**

## County of Marin

**Fund Balance - Governmental Funds  
Fiscal Year 2022-23**

Actual \_\_\_  
Estimated X

Fund Name	Total Fund Balance June 30, 2022	Less: Obligated Fund Balances			Fund Balance Available June 30, 2022
		Encumbrances	Nonspendable, Restricted, and Committed	Assigned	
1	2	3	4	5	6

**General Fund**

1000 General Fund	312,333,652	7,803,481	71,993,102	181,420,096	51,116,973
1010 Miscellaneous Projects	66,139,810	14,090,952	0	52,048,858	0
<b>Total General Fund</b>	<b>378,473,462</b>	<b>21,894,433</b>	<b>71,993,102</b>	<b>233,468,954</b>	<b>51,116,973</b>

**Special Revenue Funds**

2010 Local Vital Health Statistics	0	0	0	0	0
2020 Electronic Recording Delivery Systems	0	0	0	0	0
2030 Records Modernization (GC 27361)	0	0	0	0	0
2040 Micrographics Conversion (GF 27361.4)	7,091	7,091	0	0	0
2050 Vital Records Modernization (SB 1535)	0	0	0	0	0
2060 SSN Truncation Program	26,700	0	0	13,350	13,350
2070 Planning In-Lieu Housing	152,944	152,944	0	0	0
2080 Building Inspection	47,170	47,170	0	0	0
2090 Environmental Health Services	458,857	2,291	0	228,283	228,283
2100 HUD Fund	51,976	51,976	0	0	0
2110 East Shore Wastewater Maintenance Fund	55,118	55,118	0	0	0
2120 Child Support Services	0	0	0	0	0
2130 DOJ Equitable Sharing Program	0	0	0	0	0
2140 High Tech Theft Apprehension & Prosecution (Cnty)	31,489	31,489	0	0	0
2150 MCERA Employees	0	0	0	0	0

# County of Marin

## Fund Balance - Governmental Funds Fiscal Year 2022-23

Actual \_\_\_  
Estimated \_X\_

Fund Name 1	Total Fund Balance June 30, 2022 2	Less: Obligated Fund Balances			Fund Balance Available June 30, 2022 6
		Encumbrances 3	Nonspendable, Restricted, and Committed 4	Assigned 5	
2160 Road	57,875	57,875	0	0	0
2170 Survey Monument Preservation	0	0	0	0	0
2180 Tidelands Use Fees	0	0	0	0	0
2200 Roadway Impact Fees	0	0	0	0	0
2210 Traffic - Tamalpais Community Plan Area	0	0	0	0	0
2220 Traffic - Strawberry Interchange Plan	0	0	0	0	0
2230 Traffic - West Sir Francis Drake	0	0	0	0	0
2240 Traffic - Atherton Avenue Interchange	0	0	0	0	0
2250 Zero Waste Public Outreach	0	0	0	0	0
2260 Non-Motorized Transportation Plan (NTPP)	0	0	0	0	0
2270 Off-Highway Motor Vehicle Trails (VC 42204)	0	0	0	0	0
2280 Hospital Preparedness Program (HPP)	0	0	0	0	0
2290 California Tobacco Control Program (CTCP)	0	0	0	0	0
2300 Domestic Violence (W&I 18305)	0	0	0	0	0
2310 Children's Trust (AB 2994)	0	0	0	0	0
2320 Social Services Realignment	0	0	0	0	0
2330 Health Services Realignment	0	0	0	0	0
2340 Health Program	0	0	0	0	0
2350 Emergency Medical Services (GC 76104)	0	0	0	0	0
2360 Mental Health Realignment	0	0	0	0	0
2370 Mental Health Program	0	0	0	0	0
2380 Mental Health Services Act (Prop 63)	30,795,414	3,644,179	0	27,151,235	0
2390 Substance Abuse Prevention and Treatment (SAPT)	0	0	0	0	0
2400 Project Independence	0	0	0	0	0

# County of Marin

## Fund Balance - Governmental Funds Fiscal Year 2022-23

Actual \_\_\_  
Estimated \_X\_

Fund Name	Total Fund Balance June 30, 2022	Less: Obligated Fund Balances			Fund Balance Available June 30, 2022
		Encumbrances	Nonspendable, Restricted, and Committed	Assigned	
1	2	3	4	5	6
2410 Realignment - CalWORKS MOE	0	0	0	0	0
2420 DHCS Intergovernmental Transfer Agreement	0	0	0	0	0
2430 Vital Statistics (SB 1535)	0	0	0	0	0
2440 Andrea Fox Fund	0	0	0	0	0
2450 Child Car Seat Program	0	0	0	0	0
2460 POST - Death Certificates	0	0	0	0	0
2470 Marin County Library	13,291,725	306,005	0	10,681,396	2,304,324
2480 Marin County Free Library Measure A	2,563,817	559,235	0	1,458,182	546,400
2490 Marin County Library Trust	584,356	224,678	0	359,678	0
2500 Bolinas Library Trust	0	0	0	0	0
2510 Corte Madera Library - A. Cello Fund	0	0	0	0	0
2520 California Room Trust - Watkins Estate	0	0	0	0	0
2530 Stinson Beach Library Trust	0	0	0	0	0
2550 Luiz Ranch Endowment	0	0	0	0	0
2560 Measure A - Parks & Open Space	29,377,141	2,116,605	0	22,583,262	4,677,274
2570 Realignment - Juvenile Justice Crime Prevention	0	0	0	0	0
2580 Inmate Welfare Fund	399,105	551	0	199,277	199,277
2590 DMV Vehicle Theft (PC 9250.14)	0	0	0	0	0
2600 Suppl Lcl Law Enf - Rural Counties and COPS	0	0	0	0	0
2610 Crime Prevention - DCEP	0	0	0	0	0
2620 Writ Fee (GC 26746)	0	0	0	0	0
2630 Asset Forfeiture	0	0	0	0	0
2640 Auto Finger ID (GC 76102)	212,650	212,650	0	0	0
2650 Local Law Enforcement Block Grant	0	0	0	0	0



# County of Marin

## Fund Balance - Governmental Funds Fiscal Year 2022-23

Actual       
Estimated X

Fund Name 1	Total Fund Balance June 30, 2022 2	Less: Obligated Fund Balances			Fund Balance Available June 30, 2022 6
		Encumbrances 3	Nonspendable, Restricted, and Committed 4	Assigned 5	
2660 Civil Paper Service Fee (GC 26731)	0	0	0	0	0
2670 Realignment - Public Safety	6,168,134	630,870	5,537,264	0	0
2680 Realignment - SB 1020	7,752,663	0	0	7,752,663	0
2690 Realignment - Juvenile Justice YOBG	182,404	182,404	0	0	0
2700 Countywide Grants	465,391	435,471	0	29,920	0
2720 Dispute Resolution (BP 470.3)	0	0	0	0	0
2730 Criminal Justice Facilities (GC 76101)	0	0	0	0	0
2740 Real Estate Fraud (GC 27388)	0	0	0	0	0
2770 HUD HOME Prog Inc	0	0	0	0	0
2780 Treasury AFMLS - Equitable Sharing Prgm	0	0	0	0	0
2790 SB678 Community Correction Performance	169,385	169,385	0	0	0
2800 Health and Human Services Operating	43,910,249	26,251,324	0	17,658,925	0
2810 Fish and Wildlife Commission	0	0	0	0	0
2820 Roadway Impact Fees	0	0	0	0	0
2830 Supplemental Law Enf - COPS	0	0	0	0	0
2840 Asset Forfeiture	0	0	0	0	0
2850 Asset Forfeiture	0	0	0	0	0
2860 Asset Forfeiture	0	0	0	0	0
2870 Asset Forfeiture	0	0	0	0	0
2880 Asset Forfeiture	0	0	0	0	0
2890 Zimmer Family Trust	0	0	0	0	0
2900 Health and Human Services Whole Person	876,176	614,897	0	261,279	0
2920 Welfare Trust	0	0	0	0	0
2930 Marin Transportation Project	0	0	0	0	0

## County of Marin

### Fund Balance - Governmental Funds Fiscal Year 2022-23

Actual \_\_\_  
Estimated \_X\_

Fund Name 1	Total Fund Balance June 30, 2022 2	Less: Obligated Fund Balances			Fund Balance Available June 30, 2022 6
		Encumbrances 3	Nonspendable, Restricted, and Committed 4	Assigned 5	
2940 Traffic Impact Lucas	0	0	0	0	0
2950 Traffic Mitigation Misc	0	0	0	0	0
2960 Northgate Activity CTR Plan	0	0	0	0	0
2970 HUD CDBG Program	0	0	0	0	0
2980 Health and Human Services Grants	3,943,299	1,291,201	0	2,652,098	0
2990 CARES ACT EMERGENCY RELIEF	0	0	0	0	0
3370 Woodacre Creek	0	0	0	0	0
3390 WsteMgmtJPA-WstMarin	0	0	0	0	0
3420 PLANNING FIN MAP PLAN CK FEE	0	0	0	0	0
3430 RESTRICTED AFFORDABLE HOUSING	0	0	0	0	0
3440 TOT Measure W Fire Emergency Services	0	0	0	0	0
3450 TOT Measure W Community Housing	0	0	0	0	0
3480 MWPA MEASURE C	43,922	43,922	0	0	0
3500 AMERICAN RESCUE PLAN OF 2021	0	0	0	0	0
3510 TOT MEAS W MARIN CO FIRE	96,286	96,286	0	0	0
6210 Trails Legacy	0	0	0	0	0
6220 Fishnet 4C	0	0	0	0	0
6240 Other Grants	0	0	0	0	0
6250 CSA #23 Terra Linda Area	0	0	0	0	0
6260 CSA #25 San Marin Area	0	0	0	0	0
6270 Affordable Housing Fund	0	0	0	0	0
6280 Marin Transport Proj	0	0	0	0	0
6290 Transport Imprv Fee	0	0	0	0	0
6300 DevelFee-TrfcMitigat	0	0	0	0	0

## County of Marin

### Fund Balance - Governmental Funds Fiscal Year 2022-23

Actual \_\_\_  
Estimated \_X\_

Fund Name 1	Total Fund Balance June 30, 2022 2	Less: Obligated Fund Balances			Fund Balance Available June 30, 2022 6
		Encumbrances 3	Nonspendable, Restricted, and Committed 4	Assigned 5	
6310 Traffic N. GateActiv	0	0	0	0	0
6320 BASWMAA-RegAdCampagn	0	0	0	0	0
6340 Alcohol and Drug Program	0	0	0	0	0
6360 Pt Reyes Vist Fac Tr	0	0	0	0	0
6370 Marin WildlifeGrants	0	0	0	0	0
6380 Plan'g- In-lieuParks	0	0	0	0	0
6390 FinalMap&PlanChckFee	0	0	0	0	0
6400 Transit Ticket Sales	0	0	0	0	0
6410 Welfare Program	0	0	0	0	0
6440 SpclCircumstnPC987.9	0	0	0	0	0
6450 AutomatWrntVC40508.5	0	0	0	0	0
6460 Miller Pk Boat Launch	0	0	0	0	0
6470 Black Point Boat Launch	0	0	0	0	0
6480 McInnis Park Golf Deposit	0	0	0	0	0
6500 Stafford Lake Trust	0	0	0	0	0
6520 Asset Forfeiture	0	0	0	0	0
<b>Total Special Revenue Funds</b>	141,721,337	37,185,617	5,537,264	91,029,548	7,968,908
<b>Capital Project Funds</b>					
1410 Courthouse Construction Fund (GC 76100)	0	0	0	0	0
1420 Miscellaneous Capital Projects	22,978,010	4,312,215	0	18,665,795	0
1430 Other Capital Projects - Road and Bridge	17,215,062	11,214,184	0	6,000,878	0
1440 COP Projects	3,013,704	606,344	0	2,407,360	0

## County of Marin

### Fund Balance - Governmental Funds Fiscal Year 2022-23

Actual \_\_\_  
Estimated \_X\_

Fund Name	Total Fund Balance June 30, 2022	Less: Obligated Fund Balances			Fund Balance Available June 30, 2022
		Encumbrances	Nonspendable, Restricted, and Committed	Assigned	
1	2	3	4	5	6
<b>Total Capital Project Funds</b>	43,206,776	16,132,743	0	27,074,033	0
<b>Debt Service Funds</b>					
1600 2003 Pension Obligation Bonds	0	0	0	0	0
1610 Tobacco Securitization Bond	0	0	0	0	0
1630 ConsolReasmtBds-Prpy	0	0	0	0	0
1660 MCOS SplyHlwBondsDSF	0	0	0	0	0
1680 2001 Certificates of Participation	0	0	0	0	0
1690 2010 Certificates of Participation	0	0	0	0	0
1700 1915 Marshal #1 - East Shore Wastewater Project	0	0	0	0	0
1710 1915 Marshal #2 - East Shore Wastewater Project	0	0	0	0	0
1720 2015 Certificates of Participation	0	0	0	0	0
<b>Total Debt Service Funds</b>	0	0	0	0	0
<b>Total Governmental Funds</b>	563,401,575	75,212,793	77,530,366	351,572,535	59,085,881

## County of Marin

### Obligated Fund Balances - By Governmental Funds Fiscal Year 2022-23

Fund Name and Fund Balance Descriptions 1	Obligated Fund Balances June 30, 2022 2	Decreases or Cancellations		Increases or New Obligated Fund Balances		Total Obligated Fund Balances for the Budget Year 7
		Recommended 3	Adopted by the Board of Supervisors 4	Recommended 5	Adopted by the Board of Supervisors 6	

**General Fund**

**1000 General Fund**

**Committed**

320520 COMMITTED FUND BAL-GEN LIAB	5,785,000	0	0	0	0	5,785,000
320525 COM FUND BAL-ONETME CAP PRJ	7,821,981	0	0	0	0	7,821,981
320530 COMMITTED FD BAL-STATE FED BDGT	5,803,954	0	0	0	0	5,803,954
320535 COMMITTED FD BAL-CONTRACTS	1,844,000	0	0	0	0	1,844,000
320545 COM FD BAL-COUNTYWIDE PROJ	1,238,167	0	0	0	0	1,238,167
320555 COM FD BAL-ECNOMIC UNCERT	49,500,000	0	0	0	0	49,500,000

**Total Committed**

	<b>71,993,102</b>	<b>0</b>	<b>0</b>	<b>0</b>	<b>0</b>	<b>71,993,102</b>
--	-------------------	----------	----------	----------	----------	-------------------

**Assigned**

330310 ASSIGNED FUND BALANCE	0	0	0	0	0	0
330311 REQUIRED USE OF FUND BALANCE	51,116,973	0	0	0	0	51,116,973
330312 DESIGNATED FB - FACILITY IMPR	22,017,500	0	0	0	0	22,017,500
330320 ASSIGNED FD BAL-ADMIN DESIG	84,594,772	0	0	0	0	84,594,772
330325 ASSIGNED FD BAL-VEHICLE REPL	55,000	0	0	0	0	55,000
330330 ASSIGNED FD BAL - RADIO REPL	209,481	0	0	0	0	209,481
330335 ASSIGNED FD BAL-ELEC EQUIP	206,908	0	0	0	0	206,908
330340 ASSIGNED FD BAL-MATCH CC IMPR	950,000	0	0	0	0	950,000

## County of Marin

### Obligated Fund Balances - By Governmental Funds Fiscal Year 2022-23

Fund Name and Fund Balance Descriptions 1	Obligated Fund Balances June 30, 2022 2	Decreases or Cancellations		Increases or New Obligated Fund Balances		Total Obligated Fund Balances for the Budget Year 7
		Recommended 3	Adopted by the Board of Supervisors 4	Recommended 5	Adopted by the Board of Supervisors 6	
330345 ASSIGNED FD BAL-PENSION STB RS	10,000,000	0	0	0	0	10,000,000
330355 BUDGET STABILIZATION RESERVE	12,269,462	0	0	0	0	12,269,462
<b>Total Assigned</b>	<b>181,420,096</b>	<b>0</b>	<b>0</b>	<b>0</b>	<b>0</b>	<b>181,420,096</b>
<b>Total 1000 General Fund</b>	<b>253,413,198</b>	<b>0</b>	<b>0</b>	<b>0</b>	<b>0</b>	<b>253,413,198</b>
<b>1010 Miscellaneous Projects</b>						
<b>Assigned</b>						
330310 ASSIGNED FUND BALANCE	0	0	0	0	0	0
330311 REQUIRED USE OF FUND BALANCE	4,334,082	0	0	0	0	4,334,082
330320 ASSIGNED FD BAL-ADMIN DESIG	47,714,776	0	0	0	0	47,714,776
<b>Total Assigned</b>	<b>52,048,858</b>	<b>0</b>	<b>0</b>	<b>0</b>	<b>0</b>	<b>52,048,858</b>
<b>Total 1010 Miscellaneous Projects</b>	<b>52,048,858</b>	<b>0</b>	<b>0</b>	<b>0</b>	<b>0</b>	<b>52,048,858</b>
<b>Total General Fund</b>	<b>305,462,056</b>	<b>0</b>	<b>0</b>	<b>0</b>	<b>0</b>	<b>305,462,056</b>

## County of Marin

### Obligated Fund Balances - By Governmental Funds Fiscal Year 2022-23

Fund Name and Fund Balance Descriptions	Obligated Fund Balances June 30, 2022	Decreases or Cancellations		Increases or New Obligated Fund Balances		Total Obligated Fund Balances for the Budget Year
		Recommended	Adopted by the Board of Supervisors	Recommended	Adopted by the Board of Supervisors	
1	2	3	4	5	6	7

#### Special Revenue Funds

#### 2060 SSN Truncation Program

##### Assigned

330311 REQUIRED USE OF FUND BALANCE	13,350	0	0	0	0	13,350
-------------------------------------	--------	---	---	---	---	--------

<b>Total Assigned</b>	<b>13,350</b>	<b>0</b>	<b>0</b>	<b>0</b>	<b>0</b>	<b>13,350</b>
-----------------------	---------------	----------	----------	----------	----------	---------------

<b>Total 2060 SSN Truncation Program</b>	<b>13,350</b>	<b>0</b>	<b>0</b>	<b>0</b>	<b>0</b>	<b>13,350</b>
--	---------------	----------	----------	----------	----------	---------------

#### 2080 Building Inspection

##### Assigned

330310 ASSIGNED FUND BALANCE	0	0	0	0	0	0
------------------------------	---	---	---	---	---	---

330311 REQUIRED USE OF FUND BALANCE	0	0	0	0	0	0
-------------------------------------	---	---	---	---	---	---

<b>Total Assigned</b>	<b>0</b>	<b>0</b>	<b>0</b>	<b>0</b>	<b>0</b>	<b>0</b>
-----------------------	----------	----------	----------	----------	----------	----------

<b>Total 2080 Building Inspection</b>	<b>0</b>	<b>0</b>	<b>0</b>	<b>0</b>	<b>0</b>	<b>0</b>
---------------------------------------	----------	----------	----------	----------	----------	----------

#### 2090 Environmental Health Services

##### Assigned

330310 ASSIGNED FUND BALANCE	0	0	0	0	0	0
------------------------------	---	---	---	---	---	---

330311 REQUIRED USE OF FUND BALANCE	228,283	0	0	0	0	228,283
-------------------------------------	---------	---	---	---	---	---------

<b>Total Assigned</b>	<b>228,283</b>	<b>0</b>	<b>0</b>	<b>0</b>	<b>0</b>	<b>228,283</b>
-----------------------	----------------	----------	----------	----------	----------	----------------

<b>Total 2090 Environmental Health Services</b>	<b>228,283</b>	<b>0</b>	<b>0</b>	<b>0</b>	<b>0</b>	<b>228,283</b>
---	----------------	----------	----------	----------	----------	----------------

#### 2160 Road

## County of Marin

### Obligated Fund Balances - By Governmental Funds Fiscal Year 2022-23

Fund Name and Fund Balance Descriptions 1	Obligated Fund Balances June 30, 2022 2	Decreases or Cancellations		Increases or New Obligated Fund Balances		Total Obligated Fund Balances for the Budget Year 7
		Recommended 3	Adopted by the Board of Supervisors 4	Recommended 5	Adopted by the Board of Supervisors 6	
<b>Assigned</b>						
330310 ASSIGNED FUND BALANCE	0	0	0	0	0	0
330311 REQUIRED USE OF FUND BALANCE	0	0	0	0	0	0
<b>Total Assigned</b>	<b>0</b>	<b>0</b>	<b>0</b>	<b>0</b>	<b>0</b>	<b>0</b>
<b>Total 2160 Road</b>	<b>0</b>	<b>0</b>	<b>0</b>	<b>0</b>	<b>0</b>	<b>0</b>
<b>2200 Roadway Impact Fees</b>						
<b>Assigned</b>						
330310 ASSIGNED FUND BALANCE	0	0	0	0	0	0
330311 REQUIRED USE OF FUND BALANCE	0	0	0	0	0	0
<b>Total Assigned</b>	<b>0</b>	<b>0</b>	<b>0</b>	<b>0</b>	<b>0</b>	<b>0</b>
<b>Total 2200 Roadway Impact Fees</b>	<b>0</b>	<b>0</b>	<b>0</b>	<b>0</b>	<b>0</b>	<b>0</b>
<b>2380 Mental Health Services Act (Prop 63)</b>						
<b>Assigned</b>						
330311 REQUIRED USE OF FUND BALANCE	0	0	0	0	0	0
330315 RESTR FD BAL- PRUDENT RES	0	0	0	0	0	0
330316 RESTR FB - COM SVCS SUPR (CSS)	20,305,557	0	0	0	0	20,305,557
330317 RESTR FB PREV EARLY INT - PEI	3,288,264	0	0	0	0	3,288,264
330318 RESTR FND BAL - PEI (TTAC)	0	0	0	0	0	0
330319 RESTR FB - CAPITAL INF TCH	219,120	0	0	0	0	219,120
330324 RESTRICTED - INNOVATION	2,518,220	0	0	0	0	2,518,220



## County of Marin

### Obligated Fund Balances - By Governmental Funds Fiscal Year 2022-23

Fund Name and Fund Balance Descriptions 1	Obligated Fund Balances June 30, 2022 2	Decreases or Cancellations		Increases or New Obligated Fund Balances		Total Obligated Fund Balances for the Budget Year 7
		Recommended 3	Adopted by the Board of Supervisors 4	Recommended 5	Adopted by the Board of Supervisors 6	
330326 RESTR FB - WRKFRC ED TRN-WET	820,074	0	0	0	0	820,074
330328 RESTRICTED FUND BAL MHSA HOUS	0	0	0	0	0	0
<b>Total Assigned</b>	<b>27,151,235</b>	<b>0</b>	<b>0</b>	<b>0</b>	<b>0</b>	<b>27,151,235</b>
<b>Total 2380 Mental Health Services Act (Prop 63)</b>	<b>27,151,235</b>	<b>0</b>	<b>0</b>	<b>0</b>	<b>0</b>	<b>27,151,235</b>
<b>2470 Marin County Library</b>						
<b>Assigned</b>						
330310 ASSIGNED FUND BALANCE	0	0	0	0	0	0
330311 REQUIRED USE OF FUND BALANCE	5,040,705	0	0	0	0	5,040,705
330320 ASSIGNED FD BAL-ADMIN DESIG	5,125,000	0	0	0	0	5,125,000
330321 DESIG FB LIBRARY ELEC DATABASE	5,623	0	0	0	0	5,623
330322 DESIGNATED - LIBRARY AUTOMATN	149,724	0	0	0	0	149,724
330323 DESIGNATED - LIBRARY FUND	360,344	0	0	0	0	360,344
330325 ASSIGNED FD BAL-VEHICLE REPL	0	0	0	0	0	0
<b>Total Assigned</b>	<b>10,681,396</b>	<b>0</b>	<b>0</b>	<b>0</b>	<b>0</b>	<b>10,681,396</b>
<b>Total 2470 Marin County Library</b>	<b>10,681,396</b>	<b>0</b>	<b>0</b>	<b>0</b>	<b>0</b>	<b>10,681,396</b>
<b>2480 Marin County Free Library Measure A</b>						
<b>Assigned</b>						
330311 REQUIRED USE OF FUND BALANCE	1,458,182	0	0	0	0	1,458,182
<b>Total Assigned</b>	<b>1,458,182</b>	<b>0</b>	<b>0</b>	<b>0</b>	<b>0</b>	<b>1,458,182</b>

## County of Marin

### Obligated Fund Balances - By Governmental Funds Fiscal Year 2022-23

Fund Name and Fund Balance Descriptions 1	Obligated Fund Balances June 30, 2022 2	Decreases or Cancellations		Increases or New Obligated Fund Balances		Total Obligated Fund Balances for the Budget Year 7
		Recommended 3	Adopted by the Board of Supervisors 4	Recommended 5	Adopted by the Board of Supervisors 6	
<b>Total 2480 Marin County Free Library Measure A</b>	<b>1,458,182</b>	0	0	0	0	<b>1,458,182</b>
<b>2490 Marin County Library Trust</b>						
<b>Assigned</b>						
330311 REQUIRED USE OF FUND BALANCE	359,678	0	0	0	0	359,678
<b>Total Assigned</b>	<b>359,678</b>	0	0	0	0	<b>359,678</b>
<b>Total 2490 Marin County Library Trust</b>	<b>359,678</b>	0	0	0	0	<b>359,678</b>
<b>2560 Measure A - Parks &amp; Open Space</b>						
<b>Committed</b>						
320525 COM FUND BAL-ONETME CAP PRJ	0	0	0	0	0	0
<b>Total Committed</b>	<b>0</b>	0	0	0	0	0
<b>Assigned</b>						
320526 ASSINGED FUND BAL-ONETME CAP PRJ	0	0	0	0	0	0
330310 ASSIGNED FUND BALANCE	0	0	0	0	0	0
330311 REQUIRED USE OF FUND BALANCE	5,448,518	0	0	0	0	5,448,518
330320 ASSIGNED FD BAL-ADMIN DESIG	17,134,744	0	0	0	0	17,134,744
<b>Total Assigned</b>	<b>22,583,262</b>	0	0	0	0	<b>22,583,262</b>
<b>Total 2560 Measure A - Parks &amp; Open Space</b>	<b>22,583,262</b>	0	0	0	0	<b>22,583,262</b>
<b>2580 Inmate Welfare Fund</b>						
<b>Assigned</b>						

## County of Marin

### Obligated Fund Balances - By Governmental Funds Fiscal Year 2022-23

Fund Name and Fund Balance Descriptions 1	Obligated Fund Balances June 30, 2022 2	Decreases or Cancellations		Increases or New Obligated Fund Balances		Total Obligated Fund Balances for the Budget Year 7
		Recommended 3	Adopted by the Board of Supervisors 4	Recommended 5	Adopted by the Board of Supervisors 6	
330311 REQUIRED USE OF FUND BALANCE	199,277	0	0	0	0	199,277
<b>Total Assigned</b>	<b>199,277</b>	<b>0</b>	<b>0</b>	<b>0</b>	<b>0</b>	<b>199,277</b>
<b>Total 2580 Inmate Welfare Fund</b>	<b>199,277</b>	<b>0</b>	<b>0</b>	<b>0</b>	<b>0</b>	<b>199,277</b>
<b>2670 Realignment - Public Safety</b>						
<b>Committed</b>						
320555 COM FD BAL-ECNOMIC UNCERT	5,537,264	0	0	0	0	5,537,264
<b>Total Committed</b>	<b>5,537,264</b>	<b>0</b>	<b>0</b>	<b>0</b>	<b>0</b>	<b>5,537,264</b>
<b>Assigned</b>						
330311 REQUIRED USE OF FUND BALANCE	0	0	0	0	0	0
<b>Total Assigned</b>	<b>0</b>	<b>0</b>	<b>0</b>	<b>0</b>	<b>0</b>	<b>0</b>
<b>Total 2670 Realignment - Public Safety</b>	<b>5,537,264</b>	<b>0</b>	<b>0</b>	<b>0</b>	<b>0</b>	<b>5,537,264</b>
<b>2680 Realignment - SB 1020</b>						
<b>Assigned</b>						
330311 REQUIRED USE OF FUND BALANCE	0	0	0	0	0	0
330351 RESTRICTED FUND BALANCE - BH	7,539,177	0	0	0	0	7,539,177
330352 RESTRICTED FUND BALANCE - SS	36,061	0	0	0	0	36,061
330353 RESTRICTED FUND BALANCE - DA	177,425	0	0	0	0	177,425
<b>Total Assigned</b>	<b>7,752,663</b>	<b>0</b>	<b>0</b>	<b>0</b>	<b>0</b>	<b>7,752,663</b>
<b>Total 2680 Realignment - SB 1020</b>	<b>7,752,663</b>	<b>0</b>	<b>0</b>	<b>0</b>	<b>0</b>	<b>7,752,663</b>

## County of Marin

### Obligated Fund Balances - By Governmental Funds Fiscal Year 2022-23

Fund Name and Fund Balance Descriptions 1	Obligated Fund Balances June 30, 2022 2	Decreases or Cancellations		Increases or New Obligated Fund Balances		Total Obligated Fund Balances for the Budget Year 7
		Recommended 3	Adopted by the Board of Supervisors 4	Recommended 5	Adopted by the Board of Supervisors 6	
<b>2700 Countywide Grants</b>						
<b>Assigned</b>						
330311 REQUIRED USE OF FUND BALANCE	29,920	0	0	0	0	29,920
<b>Total Assigned</b>	<b>29,920</b>	<b>0</b>	<b>0</b>	<b>0</b>	<b>0</b>	<b>29,920</b>
<b>Total 2700 Countywide Grants</b>	<b>29,920</b>	<b>0</b>	<b>0</b>	<b>0</b>	<b>0</b>	<b>29,920</b>
<b>2800 Health and Human Services Operating</b>						
<b>Assigned</b>						
330320 ASSIGNED FD BAL-ADMIN DESIG	17,658,925	0	0	0	0	17,658,925
<b>Total Assigned</b>	<b>17,658,925</b>	<b>0</b>	<b>0</b>	<b>0</b>	<b>0</b>	<b>17,658,925</b>
<b>Total 2800 Health and Human Services Operating</b>	<b>17,658,925</b>	<b>0</b>	<b>0</b>	<b>0</b>	<b>0</b>	<b>17,658,925</b>
<b>2900 Health and Human Services Whole Person</b>						
<b>Assigned</b>						
330320 ASSIGNED FD BAL-ADMIN DESIG	261,279	0	0	0	0	261,279
<b>Total Assigned</b>	<b>261,279</b>	<b>0</b>	<b>0</b>	<b>0</b>	<b>0</b>	<b>261,279</b>
<b>Total 2900 Health and Human Services Whole Person</b>	<b>261,279</b>	<b>0</b>	<b>0</b>	<b>0</b>	<b>0</b>	<b>261,279</b>
<b>2980 Health and Human Services Grants</b>						
<b>Assigned</b>						
330311 REQUIRED USE OF FUND BALANCE	54,898	0	0	0	0	54,898
330320 ASSIGNED FD BAL-ADMIN DESIG	2,597,200	0	0	0	0	2,597,200

## County of Marin

### Obligated Fund Balances - By Governmental Funds Fiscal Year 2022-23

Fund Name and Fund Balance Descriptions 1	Obligated Fund Balances June 30, 2022 2	Decreases or Cancellations		Increases or New Obligated Fund Balances		Total Obligated Fund Balances for the Budget Year 7
		Recommended 3	Adopted by the Board of Supervisors 4	Recommended 5	Adopted by the Board of Supervisors 6	
<b>Total Assigned</b>	<b>2,652,098</b>	0	0	0	0	<b>2,652,098</b>
<b>Total 2980 Health and Human Services Grants</b>	<b>2,652,098</b>	0	0	0	0	<b>2,652,098</b>
<b>Total Special Revenue Funds</b>	<b>96,566,812</b>	0	0	0	0	<b>96,566,812</b>

## County of Marin

### Obligated Fund Balances - By Governmental Funds Fiscal Year 2022-23

Fund Name and Fund Balance Descriptions	Obligated Fund Balances June 30, 2022	Decreases or Cancellations		Increases or New Obligated Fund Balances		Total Obligated Fund Balances for the Budget Year
		Recommended	Adopted by the Board of Supervisors	Recommended	Adopted by the Board of Supervisors	
1	2	3	4	5	6	7

#### Capital Project Funds

#### 1420 Miscellaneous Capital Projects

##### Assigned

330310 ASSIGNED FUND BALANCE	0	0	0	0	0	0
330311 REQUIRED USE OF FUND BALANCE	17,756,575	0	0	0	0	17,756,575
330320 ASSIGNED FD BAL-ADMIN DESIG	909,220	0	0	0	0	909,220
<b>Total Assigned</b>	<b>18,665,795</b>	<b>0</b>	<b>0</b>	<b>0</b>	<b>0</b>	<b>18,665,795</b>

<b>Total 1420 Miscellaneous Capital Projects</b>	<b>18,665,795</b>	<b>0</b>	<b>0</b>	<b>0</b>	<b>0</b>	<b>18,665,795</b>
--	-------------------	----------	----------	----------	----------	-------------------

#### 1430 Other Capital Projects - Road and Bridge

##### Assigned

330311 REQUIRED USE OF FUND BALANCE	2,843,323	0	0	0	0	2,843,323
330320 ASSIGNED FD BAL-ADMIN DESIG	3,157,555	0	0	0	0	3,157,555
330331 Restricted for Grant Match	0	0	0	0	0	0
<b>Total Assigned</b>	<b>6,000,878</b>	<b>0</b>	<b>0</b>	<b>0</b>	<b>0</b>	<b>6,000,878</b>

<b>Total 1430 Other Capital Projects - Road and Bridge</b>	<b>6,000,878</b>	<b>0</b>	<b>0</b>	<b>0</b>	<b>0</b>	<b>6,000,878</b>
--	------------------	----------	----------	----------	----------	------------------

#### 1440 COP Projects

##### Assigned

330311 REQUIRED USE OF FUND BALANCE	2,407,360	0	0	0	0	2,407,360
<b>Total Assigned</b>	<b>2,407,360</b>	<b>0</b>	<b>0</b>	<b>0</b>	<b>0</b>	<b>2,407,360</b>

## County of Marin

### Obligated Fund Balances - By Governmental Funds Fiscal Year 2022-23

Fund Name and Fund Balance Descriptions	Obligated Fund Balances June 30, 2022	Decreases or Cancellations		Increases or New Obligated Fund Balances		Total Obligated Fund Balances for the Budget Year
		Recommended	Adopted by the Board of Supervisors	Recommended	Adopted by the Board of Supervisors	
1	2	3	4	5	6	7
<b>Total 1440 COP Projects</b>	<b>2,407,360</b>	0	0	0	0	<b>2,407,360</b>
<b>Total Capital Project Funds</b>	<b>27,074,033</b>	0	0	0	0	<b>27,074,033</b>
<b>Total Governmental Funds</b>	<b>429,102,901</b>	0	0	0	0	<b>429,102,901</b>

## County of Marin

### Summary of Additional Financing Sources by Source and Fund Governmental Funds Fiscal Year 2022-23

Description 1	2020-21 Actual 2	2021-22 Estimated 3	2022-23 Recommended 4	2022-23 Adopted by the Board of Supervisors 5
------------------	------------------------	---------------------------	-----------------------------	--

#### Summarization by Source

Taxes	299,863,766	326,791,843	289,231,260	289,231,260
Licenses, Permits and Franchises	19,052,001	19,561,212	16,811,366	16,811,366
Fines, Forfeitures, and Penalties	10,080,597	10,541,069	8,309,674	8,309,674
Use of Money and Property	3,320,203	2,483,861	2,332,381	2,332,381
Intergovernmental Revenues	316,806,504	355,781,726	246,720,237	246,720,237
Charges for Current Services	75,636,078	74,243,808	58,975,473	58,975,473
Miscellaneous Revenues	6,840,520	5,055,997	18,997,289	18,997,289
Other Financing Sources	188,188,737	208,861,707	149,788,628	149,788,628
<b>Total Summarization by Source</b>	<b>919,788,406</b>	<b>1,003,321,223</b>	<b>791,166,308</b>	<b>791,166,308</b>



## County of Marin

### Summary of Additional Financing Sources by Source and Fund (cont.) Governmental Funds Fiscal Year 2022-23

Description	2020-21 Actual	2021-22 Estimated	2022-23 Recommended	2022-23 Adopted by the Board of Supervisors
1	2	3	4	5

#### Summarization by Fund

1000 General Fund	420,763,327	423,977,606	383,069,983	383,069,983
1010 Miscellaneous Projects	26,085,679	76,657,721	0	0
1410 Courthouse Construction Fund (GC 76100)	213,585	239,850	379,108	379,108
1420 Miscellaneous Capital Projects	8,032,437	12,619,278	7,556,822	7,556,822
1430 Other Capital Projects - Road and Bridge	30,133,204	16,605,207	14,090,708	14,090,708
1440 COP Projects	(16,643)	0	0	0
1600 2003 Pension Obligation Bonds	11,661,150	12,097,959	12,877,298	12,877,298
1610 Tobacco Securitization Bond	2,802,599	2,821,778	1,773,200	1,773,200
1630 ConsolReasmtBds-Prpy	4	1	0	0
1660 MCOS SplyHlwBondsDSF	34	13	0	0
1680 2001 Certificates of Participation	894,401	721,369	904,059	904,059
1690 2010 Certificates of Participation	0	0	0	0
1700 1915 Marshal #1 - East Shore Wastewater Project	53,690	50,582	56,100	56,100
1710 1915 Marshal #2 - East Shore Wastewater Project	34,286	34,459	36,410	36,410
1720 2015 Certificates of Participation	4,465,967	4,469,981	4,460,025	4,460,025
2010 Local Vital Health Statistics	1,534	1,410	0	0
2020 Electronic Recording Delivery Systems	95,014	62,181	60,000	60,000
2030 Records Modernization (GC 27361)	517,000	345,567	507,185	507,185
2040 Micrographics Conversion (GF 27361.4)	95,199	62,260	90,000	90,000
2050 Vital Records Modernization (SB 1535)	17,752	21,103	15,000	15,000
2060 SSN Truncation Program	185	56	0	0

# County of Marin

## Summary of Additional Financing Sources by Source and Fund (cont.)

### Governmental Funds

#### Fiscal Year 2022-23

Description	2020-21 Actual	2021-22 Estimated	2022-23 Recommended	2022-23 Adopted by the Board of Supervisors
1	2	3	4	5

### Summarization by Fund

2070 Planning In-Lieu Housing	891,366	914,824	761,000	761,000
2080 Building Inspection	5,444,035	6,375,323	5,223,944	5,223,944
2090 Environmental Health Services	4,618,218	4,437,695	4,627,593	4,627,593
2100 HUD Fund	26,458	0	0	0
2110 East Shore Wastewater Maintenance Fund	74,824	76,615	70,000	70,000
2120 Child Support Services	3,288,828	3,383,900	3,809,891	3,809,891
2130 DOJ Equitable Sharing Program	5	2	0	0
2140 High Tech Theft Apprehension & Prosecution (Cnty)	1,468,448	1,411,640	2,000,000	2,000,000
2150 MCERA Employees	2,711,880	2,689,979	3,258,097	3,258,097
2160 Road	10,889,058	10,736,749	12,437,524	12,437,524
2170 Survey Monument Preservation	16,357	11,401	20,000	20,000
2180 Tidelands Use Fees	21,878	47,259	20,000	20,000
2200 Roadway Impact Fees	1,546,263	1,554,069	750,000	750,000
2210 Traffic - Tamalpais Community Plan Area	18,914	3,295	0	0
2220 Traffic - Strawberry Interchange Plan	839	688	0	0
2230 Traffic - West Sir Francis Drake	280	106	0	0
2240 Traffic - Atherton Avenue Interchange	754	639	0	0
2250 Zero Waste Public Outreach	99,515	38,841	20,000	20,000
2260 Non-Motorized Transportation Plan (NTPP)	199	75	0	0
2270 Off-Highway Motor Vehicle Trails (VC 42204)	68	29	0	0
2280 Hospital Preparedness Program (HPP)	621,722	538,190	514,448	514,448
2290 California Tobacco Control Program (CTCP)	530,968	512,489	613,589	613,589

# County of Marin

## Summary of Additional Financing Sources by Source and Fund (cont.)

### Governmental Funds Fiscal Year 2022-23

Description	2020-21 Actual	2021-22 Estimated	2022-23 Recommended	2022-23 Adopted by the Board of Supervisors
1	2	3	4	5

### Summarization by Fund

2300 Domestic Violence (W&I 18305)	38,826	35,596	66,000	66,000
2310 Children's Trust (AB 2994)	71,944	144,219	23,400	23,400
2320 Social Services Realignment	16,030,085	16,657,041	15,541,812	15,541,812
2330 Health Services Realignment	10,574,834	12,625,917	9,353,703	9,353,703
2340 Health Program	212,989	1,155,549	965,368	965,368
2350 Emergency Medical Services (GC 76104)	414,423	500,432	765,255	765,255
2360 Mental Health Realignment	12,740,245	14,057,378	12,043,239	12,043,239
2370 Mental Health Program	1,010,029	4,448	200,000	200,000
2380 Mental Health Services Act (Prop 63)	18,582,110	20,785,472	21,212,306	21,212,306
2390 Substance Abuse Prevention and Treatment (SAPT)	376,386	0	0	0
2400 Project Independence	1	1	0	0
2410 Realignment - CalWORKS MOE	2,263,917	2,476,735	2,539,195	2,539,195
2420 DHCS Intergovernmental Transfer Agreement	1,930	654	0	0
2430 Vital Statistics (SB 1535)	51,458	52,639	8,500	8,500
2440 Andrea Fox Fund	35	13	0	0
2450 Child Car Seat Program	1,061	1,273	0	0
2460 POST - Death Certificates	2,841	2,805	0	0
2470 Marin County Library	18,523,593	19,083,373	18,241,000	18,241,000
2480 Marin County Free Library Measure A	2,647,732	2,675,462	2,800,000	2,800,000
2490 Marin County Library Trust	110,253	135,356	0	0
2500 Bolinas Library Trust	23	9	0	0
2510 Corte Madera Library - A. Cello Fund	571	216	0	0

# County of Marin

## Summary of Additional Financing Sources by Source and Fund (cont.)

### Governmental Funds

### Fiscal Year 2022-23

Description	2020-21 Actual	2021-22 Estimated	2022-23 Recommended	2022-23 Adopted by the Board of Supervisors
1	2	3	4	5

### Summarization by Fund

2520	California Room Trust - Watkins Estate	96	36	0	0
2530	Stinson Beach Library Trust	47	18	0	0
2550	Luiz Ranch Endowment	(3)	0	0	0
2560	Measure A - Parks & Open Space	15,827,775	14,913,209	0	0
2570	Realignment - Juvenile Justice Crime Prevention	1,105,147	1,131,048	1,171,636	1,171,636
2580	Inmate Welfare Fund	142,485	110,888	100,000	100,000
2590	DMV Vehicle Theft (PC 9250.14)	243,085	237,312	241,414	241,414
2600	Suppl Lcl Law Enf - Rural Counties and COPS	542,208	502,884	0	0
2610	Crime Prevention - DCEP	81	18	15,000	15,000
2620	Writ Fee (GC 26746)	17,124	17,713	0	0
2630	Asset Forfeiture	69	26	0	0
2640	Auto Finger ID (GC 76102)	247,781	577,004	394,587	394,587
2650	Local Law Enforcement Block Grant	258	98	0	0
2660	Civil Paper Service Fee (GC 26731)	15,516	22,538	0	0
2670	Realignment - Public Safety	7,138,164	8,551,398	6,686,687	6,686,687
2680	Realignment - SB 1020	15,304,784	19,210,515	14,170,768	14,170,768
2690	Realignment - Juvenile Justice YOBG	1,053,376	1,262,214	954,963	954,963
2700	Countywide Grants	551,873	1,620,585	664,505	664,505
2720	Dispute Resolution (BP 470.3)	26,497	31,082	0	0
2730	Criminal Justice Facilities (GC 76101)	253,489	281,733	540,000	540,000
2740	Real Estate Fraud (GC 27388)	468,209	399,496	243,243	243,243
2770	HUD HOME Prog Inc	446,658	993,450	801,830	801,830

# County of Marin

## Summary of Additional Financing Sources by Source and Fund (cont.)

### Governmental Funds Fiscal Year 2022-23

Description	2020-21 Actual	2021-22 Estimated	2022-23 Recommended	2022-23 Adopted by the Board of Supervisors
1	2	3	4	5

### Summarization by Fund

2780 Treasury AFMLS - Equitable Sharing Prgm	42	15	0	0
2790 SB678 Community Correction Performance	1,042,303	1,033,474	1,226,120	1,226,120
2800 Health and Human Services Operating	219,584,703	216,181,683	216,345,566	216,345,566
2810 Fish and Wildlife Commission	25,462	48,453	46,930	46,930
2820 Roadway Impact Fees	166,550	165,152	0	0
2830 Supplemental Law Enf - COPS	239,350	242,059	0	0
2840 Asset Forfeiture	59	22	0	0
2850 Asset Forfeiture	27	11	0	0
2860 Asset Forfeiture	19,919	90	0	0
2870 Asset Forfeiture	7	3	0	0
2880 Asset Forfeiture	4,658	20,717	0	0
2890 Zimmer Family Trust	1,358	513	0	0
2900 Health and Human Services Whole Person	3,677,001	4,944,897	0	0
2920 Welfare Trust	(992,665)	(1,683,991)	0	0
2930 Marin Transportation Project	4	2	0	0
2940 Traffic Impact Lucas	426	162	0	0
2950 Traffic Mitigation Misc	6	2	0	0
2960 Northgate Activity CTR Plan	722	31,241	0	0
2970 HUD CDBG Program	1,709,807	843,258	1,621,547	1,621,547
2980 Health and Human Services Grants	331,209	3,940,365	0	0
2990 CARES ACT EMERGENCY RELIEF	26,676,598	0	0	0
3370 Woodacre Creek	1	0	0	0

# County of Marin

## Summary of Additional Financing Sources by Source and Fund (cont.)

### Governmental Funds

#### Fiscal Year 2022-23

Description	2020-21 Actual	2021-22 Estimated	2022-23 Recommended	2022-23 Adopted by the Board of Supervisors
1	2	3	4	5

### Summarization by Fund

3390 WsteMgmtJPA-WstMarin	146	55	0	0
3420 PLANNING FIN MAP PLAN CK FEE	941	219	0	0
3430 RESTRICTED AFFORDABLE HOUSING	3,825	1,450	0	0
3440 TOT Measure W Fire Emergency Services	557,900	935,963	465,000	465,000
3450 TOT Measure W Community Housing	557,356	936,181	750,000	750,000
3480 MWPA MEASURE C	1,019,854	1,296,751	679,750	679,750
3500 AMERICAN RESCUE PLAN OF 2021	0	50,289,683	0	0
3510 TOT MEAS W MARIN CO FIRE	0	312,538	285,000	285,000
6210 Trails Legacy	0	0	0	0
6220 Fishnet 4C	0	0	0	0
6240 Other Grants	(648)	0	0	0
6250 CSA #23 Terra Linda Area	0	0	0	0
6260 CSA #25 San Marin Area	0	0	0	0
6270 Affordable Housing Fund	0	0	0	0
6280 Marin Transport Proj	0	0	0	0
6290 Transport Imprv Fee	0	0	0	0
6300 DevelFee-TrfcMitigat	0	0	0	0
6310 Traffic N. GateActiv	0	0	0	0
6320 BASWMAA-RegAdCampagn	0	0	0	0
6340 Alcohol and Drug Program	0	0	0	0
6360 Pt Reyes Vist Fac Tr	11	4	0	0
6370 Marin WildlifeGrants	(363)	0	0	0

## County of Marin

### Summary of Additional Financing Sources by Source and Fund (cont.)

#### Governmental Funds

#### Fiscal Year 2022-23

Description 1	2020-21 Actual 2	2021-22 Estimated 3	2022-23 Recommended 4	2022-23 Adopted by the Board of Supervisors 5
------------------	------------------------	---------------------------	-----------------------------	--

#### Summarization by Fund

6380 Plan'g- In-lieuParks	152	58	0	0
6390 FinalMap&PlanChckFee	0	0	0	0
6400 Transit Ticket Sales	13	5	0	0
6410 Welfare Program	0	0	0	0
6440 SpclCircumstnPC987.9	214	81	0	0
6450 AutomatWrntVC40508.5	7	3	0	0
6460 Miller Pk Boat Launch	103	39	0	0
6470 Black Point Boat Launch	61	23	0	0
6480 McInnis Park Golf Deposit	0	0	0	0
6500 Stafford Lake Trust	0	0	0	0
6520 Asset Forfeiture	1	0	0	0

#### Total Summarization by Fund

919,788,406

1,003,321,223

791,166,308

791,166,308

# County of Marin

## Detail of Additional Financing Sources by Fund and Account Governmental Funds Fiscal Year 2022-23

Fund Name	Financing Source Category	Financing Source Account	2020-21 Actual	2021-22 Estimated	2022-23 Recommended	2022-23 Adopted by the Board of Supervisors
1	2	3	4	5	6	7

### General Fund

#### 1000 General Fund

##### Taxes

411030	PROP TAX-CURR UNSEC		2,821,915	2,846,881	2,397,850	2,397,850
411110	PROP TAX-CUR SECURED		148,724,187	155,085,189	163,350,000	163,350,000
411115	PROP TAX-CURR SEC-UNI		1,724,991	1,989,971	1,425,750	1,425,750
411125	PROP TAX CUR SEC SPL BEN TAX		(25,393)	0	0	0
411135	PROP TAX- PRIOR UNSEC		84,449	162,675	93,500	93,500
411210	SUPP PROP TAX-CURR		3,083,099	5,335,742	2,317,700	2,317,700
411215	SUPP PROP TAX-CURR-UNSEC		58,778	116,651	31,000	31,000
411310	SUPP PROP TAX-PRIOR-REDEM		101,415	87,905	52,500	52,500
411410	RESIDUAL PROP TAX-RPTTF (ABX1)		1,862,092	1,989,297	1,046,350	1,046,350
411510	PASTHRU PRTAX HMILT N RDATA X I		368,211	419,691	420,000	420,000
411515	PSTHRU PROP TX-NOV DNTWN RDA		247,103	271,883	275,000	275,000
411520	PSTHRU PROP TX-NO HAMILTON RDA		305,102	364,214	350,000	350,000
411525	PSTHRU PROP TX-SRRDA PR1290 PA		1,772,425	1,767,431	1,800,000	1,800,000
411540	PASS THRU PROP TX NV VNOK RDA		0	0	0	0
411610	PROP TAX IN LIEU OF VLF		37,774,228	39,258,884	41,850,000	41,850,000



# County of Marin

## Detail of Additional Financing Sources by Fund and Account Governmental Funds Fiscal Year 2022-23

Fund Name	Financing Source Category	Financing Source Account	2020-21 Actual	2021-22 Estimated	2022-23 Recommended	2022-23 Adopted by the Board of Supervisors
1	2	3	4	5	6	7
		411710 SALES AND USE TAX	5,045,145	6,216,739	6,000,000	6,000,000
		411715 SALES TAX1/4% TRANS SALES TAX	70,867	88,636	60,000	60,000
		411810 OTH TAX-CURR ERAF REV	2,560,138	7,513,165	0	0
		411820 OTH TAX-EXCES ERAF	48,692,846	55,140,729	38,500,000	38,500,000
		411825 OTH TAX-TRIPLE FLIP	0	0	0	0
		411830 OTH TAX- PROP TRAN TAX	6,351,359	7,409,671	3,750,000	3,750,000
		411835 OTH TAX-TRANSIENT OCC TAX	3,844,005	6,649,348	5,750,000	5,750,000
		411840 OTH TAX-AIRCRAFT TAX	250,827	241,173	200,000	200,000
		460120 TAX COL FEES ADM (CTRA)	0	0	0	0
<b>Total Taxes</b>			265,717,789	292,955,875	269,669,650	269,669,650
<b>Licenses, Permits and Franchises</b>						
		421110 ANIMAL LICENSES	253,412	329,281	250,000	250,000
		421210 BUSINESS LICENSES	0	0	0	0
		421215 BUSINESS LICENSES-UNINCORP	1,645,088	1,402,867	1,000,000	1,000,000
		421220 BUS LICENSES-5% ADMIN FEE	1,661	1,637	0	0
		421310 CONSTRUCTION PERMITS	277,953	283,211	380,275	380,275
		421315 CONST PERMITS-INSPECTIONS	7,500	7,500	0	0
		421320 CONST PERMITS - BLDG	273,721	199,496	135,000	135,000
		421410 ROAD PRIVILEGES AND PERMITS	283,302	441,456	275,000	275,000

# County of Marin

## Detail of Additional Financing Sources by Fund and Account Governmental Funds Fiscal Year 2022-23

Fund Name	Financing Source Category	Financing Source Account	2020-21 Actual	2021-22 Estimated	2022-23 Recommended	2022-23 Adopted by the Board of Supervisors
1	2	3	4	5	6	7
		421510 ZONE PERM ADMIN-SUSTAIN REVIEW	60,671	66,062	61,500	61,500
		421515 ZONE PERM ADMIN-GEN PLAN MAIN	461,098	552,973	358,750	358,750
		421520 ZONE PERM ADMIN-SPL PLAN SRV	0	0	0	0
		421525 ZONE PERM ADMIN-DEV REV FEES	720,235	529,213	831,093	831,093
		421610 FRANCHISES	2,106,014	2,041,209	2,060,360	2,060,360
		421615 FRANCHISES-CABLE TV	993,822	1,087,685	1,050,000	1,050,000
		421710 OTHER LICENSES AND PERMITS	53,501	15,980	8,000	8,000
		421735 OTH LIC AND PERM-UNDGRD STRG	0	0	0	0
		421740 OTH LIC PER-ENFOR COST RECOV	31,846	35,766	25,000	25,000
		421750 OTH LIC PERM-MED MARIJUANA	0	0	0	0
<b>Total Licenses, Permits and Franchises</b>			<b>7,169,824</b>	<b>6,994,336</b>	<b>6,434,978</b>	<b>6,434,978</b>
<b>Fines, Forfeitures, and Penalties</b>						
		431110 VEHICLE CODE FINE	0	0	0	0
		431115 VEHICLE CODE FINE-STATHAM	0	0	0	0
		431120 VEHI CODE FINE-DELINQUENT	907,774	909,965	1,027,169	1,027,169
		431210 OTHER COURT FINES	614,762	471,399	1,031,859	1,031,859
		431215 OTH CRT FINES-TRAFFIC SCHOOL	(1,575)	(2,229)	0	0
		431220 OTH CRT FINES-TVS BAL OF FEE	102,372	184,463	0	0
		431225 OTH CRT FINES-INVST COST REC	0	0	0	0

# County of Marin

## Detail of Additional Financing Sources by Fund and Account Governmental Funds Fiscal Year 2022-23

Fund Name	Financing Source Category	Financing Source Account	2020-21 Actual	2021-22 Estimated	2022-23 Recommended	2022-23 Adopted by the Board of Supervisors
1	2	3	4	5	6	7
		431310 FORFEITURES AND PENALTIES	493,901	595,272	1,131,330	1,131,330
		431410 PENALTY ON DELINQUENT TAX	7,006,164	7,267,877	3,073,900	3,073,900
		431415 PENALTY DELIN TAX-REDEMP	8,030	8,760	20,000	20,000
<i>Total Fines, Forfeitures, and Penalties</i>			9,131,428	9,435,507	6,284,258	6,284,258
<i>Use of Money and Property</i>						
		441110 INVESTMT INCOME-INT	0	2,187	0	0
		441115 INVESTMT INCOME-INT POOLED	2,248,963	317,545	250,000	250,000
		441120 INVESTMT INCOME-ERAF INT	17,994	15,822	20,000	20,000
		441135 INVESTMT INCOME-UNREALIZD GAIN	(1,367,883)	0	0	0
		441210 RENTS AND CONCESSIONS-EQUIP	978	27,592	60,341	60,341
		441215 RENTS AND CONCESSIONS-PROP	1,914,439	1,794,592	1,753,440	1,753,440
		441220 RENTS CONCESSIONS-VENDNG MACH	0	0	5,000	5,000
		441225 RENTS AND CONCESS-HANDLG FEE	0	0	0	0
		441230 RENTS AND CONCESS-FOOD CONCESS	34,172	15,969	26,500	26,500
<i>Total Use of Money and Property</i>			2,848,663	2,173,707	2,115,281	2,115,281
<i>Intergovernmental Revenues</i>						
		451150 STATE-INLIEU TX-CALTRN	9,483	9,420	10,000	10,000
		451210 STATE-PUB ASSIST ADMIN	0	0	0	0
		451310 STATE-PUBLIC ASSIST PRG	22,704	24,723	80,000	80,000

# County of Marin

## Detail of Additional Financing Sources by Fund and Account Governmental Funds Fiscal Year 2022-23

Fund Name	Financing Source Category	Financing Source Account	2020-21 Actual	2021-22 Estimated	2022-23 Recommended	2022-23 Adopted by the Board of Supervisors
1	2	3	4	5	6	7
		451315 STATE-PUB ASSIST PRG-CAPIT	0	0	0	0
		451320 STATE - PA PROGRAM -FOSTER CARE	0	0	0	0
		451325 STATE PUB ASSIST CHILD WEL SVS	0	0	0	0
		451330 STATE -PA ADULT PRORECTV SVC	0	0	0	0
		451335 STATE-PA PROGRAM - FOSTR CARE	0	0	0	0
		451410 STATE-HEALTH ADMIN	0	0	0	0
		451510 STATE-CALIFORNIA CHILDREN SVS	0	0	0	0
		451610 STATE - MENTAL HEALTH	0	0	0	0
		451710 STATE-TUBERCULOSIS CONTROL	0	0	0	0
		451810 STATE - HEALTH	0	0	0	0
		451820 STATE- AGRICULTURE	220,184	181,783	171,100	171,100
		451830 STATE - CIVIL DEFENSE	0	0	0	0
		451850 STATE-JVENLE RENTRY GR SB 1020	568,185	568,185	840,000	840,000
		451860 STATE-CORRECTIONS	0	615,838	671,442	671,442
		451880 STATE-VETERANS' AFFAIRS	0	0	0	0
		451910 STATE-HOMEOWNERS PROP TAX RLF	631,512	627,064	650,000	650,000
		451920 STATE-PROP 172 PUB SFTY FUND	26,975,556	31,849,664	32,000,000	32,000,000
		451930 STATE-COPS	72,325	81,767	88,336	88,336
		451940 STATE-COPS-SMLL CTY RURL ENFOR	0	0	0	0

# County of Marin

## Detail of Additional Financing Sources by Fund and Account Governmental Funds Fiscal Year 2022-23

Fund Name	Financing Source Category	Financing Source Account	2020-21 Actual	2021-22 Estimated	2022-23 Recommended	2022-23 Adopted by the Board of Supervisors
1	2	3	4	5	6	7
		451950 STATE-OTH-REALGMENT VLF	160,069	249,375	0	0
		451960 STATE-OTH-SB 90 REIMB	338,587	239,325	15,000	15,000
		451970 STATE-OTHER	11,592,254	2,522,175	2,464,153	2,464,153
		451971 STATE-MISC CONTRIBUTION	128,459	127,133	120,000	120,000
		451980 STATE-OTH-PEACE OFFICER TRNG	260,021	230,043	385,906	385,906
		451985 SB1020 LOCAL INNOVAT SUB ACCT	0	0	0	0
		451990 STATE REALIGN-PUB SAFETY AB	0	0	0	0
		452110 FEDERAL-PUB ASSIST ADMIN	0	0	0	0
		452210 FEDERAL-PUB ASSIST PRG	209,094	121,458	250,000	250,000
		452310 FEDERAL-HEALTH ADMINISTRATION	0	0	0	0
		452410 FED-DISASTER RELIEF-STRM DMAGE	0	0	0	0
		452510 FEDERAL-IN-LIEU TAXES	232,775	238,253	200,000	200,000
		452610 FEDERAL-OTHER	1,979,745	3,963,402	2,485,033	2,485,033
		453110 OTH-GOVERNMENTAL AGENCIES	2,158,012	2,498,958	2,520,711	2,520,711
<b>Total Intergovernmental Revenues</b>			<b>45,558,965</b>	<b>44,148,566</b>	<b>42,951,681</b>	<b>42,951,681</b>
<b>Charges for Current Services</b>						
		460110 CHRG FOR SV - ASSMNT TX COLL	26,225	61,423	15,000	15,000
		460115 CHRG FOR SV - SPEC PROP TX AD	1,157,551	1,103,322	1,125,000	1,125,000
		460125 ASSESSMENT AND TAX COLL FEES-CITIES	3,037,334	2,912,117	2,905,000	2,905,000

# County of Marin

## Detail of Additional Financing Sources by Fund and Account Governmental Funds Fiscal Year 2022-23

Fund Name	Financing Source Category	Financing Source Account	2020-21 Actual	2021-22 Estimated	2022-23 Recommended	2022-23 Adopted by the Board of Supervisors
1	2	3	4	5	6	7
		460130 ASSESSMENT AND TAX COLL-TAX SALES	0	0	0	0
		460135 ASSESSMENT AND TAX COLL FEE-SUSP	162,375	106,296	148,000	148,000
		460140 AS TX COL FEE-SUP PROP TX ADMN	1,090,218	1,844,891	1,000,000	1,000,000
		460145 AS TX COL FEE--APPLICATN FEE	18,350	16,087	15,000	15,000
		460210 SPL ASSESSMENT-SPECIAL DIST	27,834	27,276	32,000	32,000
		460310 AUDITING AND ACCT FEES	0	0	5,000	5,000
		460315 AUDITING AND ACCT FEES-BONDS	0	0	0	0
		460320 AUD AND ACC FEE-REIM BANK FEE	878,290	886,428	976,512	976,512
		460410 COMMUNICATION SVS	799,290	726,023	641,819	641,819
		460415 COMMUNICATION SVS-TECHNICAL	88,092	78,019	358,000	358,000
		460420 COMMUNICATION SVS-OPERATION	3,475,825	3,705,425	4,610,069	4,610,069
		460510 ELECTION SERVICES	1,034,736	1,965,634	400,000	400,000
		460515 ELECTION SVS- FILING FEE	34,985	80,512	35,000	35,000
		460610 LEGAL SERVICES	529,201	816,886	555,000	555,000
		460615 LEGAL SERVICES-COUNSEL FEES	0	0	0	0
		460710 PLANNING AND ENG SVS	404,073	157,749	405,088	405,088
		460715 PLAN AND ENG SVS-MAPPING FEES	0	604	0	0
		460720 PLAN AND ENG SVS-TECHNLGY FEE	3,105	3,555	4,000	4,000
		460725 PLAN AND ENG SVS-SITE CHK FEE	157,653	147,405	175,000	175,000

# County of Marin

## Detail of Additional Financing Sources by Fund and Account Governmental Funds Fiscal Year 2022-23

Fund Name	Financing Source Category	Financing Source Account	2020-21 Actual	2021-22 Estimated	2022-23 Recommended	2022-23 Adopted by the Board of Supervisors
1	2	3	4	5	6	7
		460730 PLAN AND ENG SVS-INT STUDIES	17,315	6,522	30,900	30,900
		460735 PLAN AND ENG SVS-ENT GIS FEE	0	0	0	0
		460740 PURCHASING FEES	2,164,546	2,792,119	2,060,000	2,060,000
		460810 CIVIL PROCESSING SVS	2,558	480	0	0
		460815 CIVIL PROCESSING SVS-GARNISHMT	1,188	1,575	2,900	2,900
		460820 CIVIL PROCES SVS-SUBP WIT FEES	2,475	1,390	0	0
		460825 CIVIL SVS-CRT FEE-MUNICIPAL	0	10,000	0	0
		460830 CIVIL SVS-CRT FEES-SQ	101,093	44,515	117,585	117,585
		460835 CIVIL SVS-JUVI REC SEAL FEE	0	0	0	0
		460840 CIVIL PROCESS SVS-FILING FEES	(15)	0	0	0
		460910 ESTATE FEES	437,111	139,957	468,405	468,405
		461110 HUMANE SERVICES	61,545	81,768	100,000	100,000
		461210 LAW ENFOR SVS-JAIL BOOKING FEE	222,060	222,060	225,674	225,674
		461215 LAW ENFORCEMENT SERVICES-DUI	0	0	0	0
		461220 LAW ENFOR SVS-COMUNTY SVS WORK	3,212	19,950	0	0
		461225 LAW ENFOR SVS-ADMIN FEE	12,175	3,172	0	0
		461230 LAW ENFOR SVS-RESTI FEES	0	0	0	0
		461235 LAW ENFOR SVS-SUPRV PROB CASE	133,884	0	0	0
		461240 LAW ENFOR SVS-ACELERTED PAROLE	15,599	303	0	0

# County of Marin

## Detail of Additional Financing Sources by Fund and Account Governmental Funds Fiscal Year 2022-23

Fund Name	Financing Source Category	Financing Source Account	2020-21 Actual	2021-22 Estimated	2022-23 Recommended	2022-23 Adopted by the Board of Supervisors
1	2	3	4	5	6	7
	461245	LAW ENFOR SVS-APPLI FEES	0	0	0	0
	461250	LAW ENFOR SVS-CT OTH GVT AGEN	492,855	312,624	441,475	441,475
	461255	LAW ENFORCEMENT SERVICES	0	0	74,000	74,000
	461310	RECORDING FEES	1,499,018	1,001,724	1,151,343	1,151,343
	461315	REC FEES-NO OWNERSHIP RPRT	4,125	3,020	3,000	3,000
	461320	REC FEES-DEATH CERTI	0	0	0	0
	461325	REC FEES-ADMIN	353,996	230,803	140,000	140,000
	461330	RECORDING FEES-AB 1938	750	850	700	700
	461335	RECORDING FEES-CLERK FEES	204,058	193,335	200,000	200,000
	461410	HEALTH FEES	0	0	0	0
	461415	HEALTH FEES-CERT FEES	0	0	0	0
	461420	HEALTH FEES-MEDICARE REVENUE	0	0	0	0
	461425	HEALTH FEES-HEALTHY FAMILIES	0	0	0	0
	461430	HEALTH FEES-PVT INS	0	0	0	0
	461435	HEALTH FEES-PATIENT FEES	0	0	0	0
	461440	HEALTH FEES-LAB FEES	0	0	0	0
	461445	HEALTH FEES-HEALTH KIDS	0	0	0	0
	461450	MENTAL HEALTH SERVICES	0	0	0	0
	461455	MENTAL HEALTH SVS-INS	0	0	0	0



# County of Marin

## Detail of Additional Financing Sources by Fund and Account Governmental Funds Fiscal Year 2022-23

Fund Name	Financing Source Category	Financing Source Account	2020-21 Actual	2021-22 Estimated	2022-23 Recommended	2022-23 Adopted by the Board of Supervisors
1	2	3	4	5	6	7
		461460 CALIFORNIA CHILDREN SVS	0	0	0	0
		461610 INSTITUTIONAL CARE SVS	0	0	0	0
		461615 INST CARE AND SVS-IN-PAT HOSP	1,755	7,216	20,000	20,000
		461620 INST CARE & SVS-WORK PRG REIM	11,367	0	0	0
		461625 INST CARE SVS-GEN ASSIST REIM	0	0	0	0
		461630 INST CARE AND SVS-AMBUL FEES	1,931,415	1,642,739	2,000,000	2,000,000
		461635 INST CARE AND SVS-REIM PVT	0	0	0	0
		461710 EDUCATIONAL SERVICES	0	0	0	0
		461910 PARKS AND REC SVS	0	0	0	0
		461915 PARKS AND REC SVS-PICNIC FEES	11,142	153,558	100,000	100,000
		461920 PARKS AND REC SVS-CONCES REVUE	0	0	0	0
		461925 PARKS AND REC SVS-YEARLY PERMT	46,793	36,848	40,500	40,500
		461930 PARKS AND REC SVS-ADMISSIONS	432,070	359,512	365,500	365,500
		461935 PKS AND REC SVS-ATHLETIC FEES	47,206	82,862	50,000	50,000
		461940 PKS AND REC SVS-FILMING	1,813	1,266	4,000	4,000
		461945 PKS AND REC SVS-SWIM POOL FEES	0	0	0	0
		461955 PKS AND REC SVS-EXHIBIT SALES	0	0	0	0
		462610 CHRGS FOR CUR SVCS-OTHER	9,124,195	9,716,186	10,088,619	10,088,619
		462630 OTH-STATE AND FED FIRE REIMB	16,869,144	9,585,800	409,137	409,137

# County of Marin

## Detail of Additional Financing Sources by Fund and Account Governmental Funds Fiscal Year 2022-23

Fund Name	Financing Source Category	Financing Source Account	2020-21 Actual	2021-22 Estimated	2022-23 Recommended	2022-23 Adopted by the Board of Supervisors
1	2	3	4	5	6	7
	462640	OTHER-FOREST CDF	7,501,787	12,315,559	7,816,969	7,816,969
	462650	OTHER-MICROGRAPHIC	202,989	212,143	186,000	186,000
	462660	OTHER-CENTRAL SERVICES	81,400	125,521	75,000	75,000
	462670	OTHER-EXTRA-HIRE STAFFING	12,586	25,539	25,767	25,767
	462680	OTHER-LOCAL 16 STATE TECH	57,836	198,916	374,000	374,000
	462690	OTHER - CONTRACT REV	395,199	373,888	454,560	454,560
	463110	INTERFUND REVENUE	7,712,385	5,860,582	7,010,726	7,010,726
	463210	INTERFUND REVENUE-INDIRECT OH	0	0	0	0
	463310	INTERFUND REV - AUD AND ACCT	50,000	30,000	20,000	20,000
	463410	INTERFUND REVENUE-DPW RENT	68,388	68,388	0	0
	463415	INTER-FUND COST REC-DPW SAL	3,003,777	3,450,470	4,431,215	4,431,215
	463420	INTERFUND REVENUE- COMM SVS	517,287	1,021,770	518,140	518,140
	463430	INTERFUND REVENUE-PARKS	648,957	648,957	665,181	665,181
	463440	INTERFUND REVENUE-SAL	13,067	588	139,790	139,790
	463445	INTERFUND REVENUE-SAL GRANT	0	0	0	0
	463450	INTERFUND REVENUE-RENT	690,834	525,060	519,605	519,605
	463510	INTERFUND COST REC-DPW VEH DEP	0	0	0	0
<b>Total Charges for Current Services</b>			<b>68,088,077</b>	<b>66,149,187</b>	<b>53,736,179</b>	<b>53,736,179</b>

*Miscellaneous Revenues*

# County of Marin

## Detail of Additional Financing Sources by Fund and Account Governmental Funds Fiscal Year 2022-23

Fund Name	Financing Source Category	Financing Source Account	2020-21 Actual	2021-22 Estimated	2022-23 Recommended	2022-23 Adopted by the Board of Supervisors
1	2	3	4	5	6	7
	470110	OTHER SALES	0	0	0	0
	470210	OTH SALES-LOT SPLIT AND MERGER	5,100	3,750	5,000	5,000
	470215	OTH SALES-COPY MEDICAL RECORD	0	0	0	0
	470220	OTHER SALES-MAPS	9,763	4,740	7,000	7,000
	470310	MISC REVENUES	303,040	782,214	405,775	405,775
	470320	MIS REV-CANCEL WRNTS AND CHECK	30,799	11,422	45,300	45,300
	470330	MIS REV-CONTRI AND DONATIONS	88,787	135,320	60,700	60,700
	470345	MISC REV-TICKET SALES	3,655	133,555	35,300	35,300
	470350	MISC REV-BANKCARD FEES	6,155	35,718	58,850	58,850
	470360	MISC REV-INSURANCE HANDLING	275	250	366	366
	470365	MISC REVENUE - SETTLEMENTS	5,564	13,835	0	0
	470380	MISC REV-JURY DUTY REIM	0	0	0	0
	470390	MIS REV-PER PROP SALES	0	0	0	0
	470395	MIS REV-SPECIAL DIST OPEB REIM	0	0	0	0
	470410	MISCELLANEOUS	19,402	18,440	12,142	12,142
<b>Total Miscellaneous Revenues</b>			<b>472,540</b>	<b>1,139,244</b>	<b>630,433</b>	<b>630,433</b>
<b>Other Financing Sources</b>						
	480210	TRANSFERS-IN	21,776,041	981,184	1,247,523	1,247,523
	480310	TRANSFERS-IN-REALIGNMENT VLF	0	0	0	0

# County of Marin

## Detail of Additional Financing Sources by Fund and Account Governmental Funds Fiscal Year 2022-23

Fund Name	Financing Source Category	Financing Source Account	2020-21 Actual	2021-22 Estimated	2022-23 Recommended	2022-23 Adopted by the Board of Supervisors
1	2	3	4	5	6	7
		480315 TRANSFERS-IN-REAL SALES TAX	0	0	0	0
		480410 TRANSFERS-IN-DOMESTIC VIOLENCE	0	0	0	0
		480415 TRANSFERS-IN-CHILD ABUSE FEES	0	0	0	0
		480420 TRANSFERS-IN-CHILD ABUSE PREV	0	0	0	0
		480425 TRANSFERS-IN-FOSTER CARE ASIST	0	0	0	0
		480430 TRANSFERS-IN-STATE ADOPTN AST	0	0	0	0
		480435 TRANSFERS-IN-STATE ADOPTN ADMN	0	0	0	0
		480440 TRANSFERS-IN-FOSTER CARE ADMIN	0	0	0	0
		480445 TRANSFERS-IN-STATE CWS	0	0	0	0
		480450 TRANSFERS-IN-STATE APS	0	0	0	0
		480455 TRANSFERS-IN-CAL WORKS ASSIST	0	0	0	0
		480460 TRANSFERS-IN-MEDICAL ADMIN ACT	0	0	0	0
		480465 TRANSFERS-IN-MANAGED CARE	0	0	0	0
		480470 TRANSFERS-IN-PROP 63 MH	0	0	0	0
		480475 TRANSFERS-IN-EPSDT	0	0	0	0
		480480 TRANSFERS-IN-STATE DRUG MEDCAL	0	0	0	0
		480485 TRANSFERS-IN-WOMEN & CHILD RES	0	0	0	0
		480490 TRANSFERS-IN-FEDERAL SAPT	0	0	0	0
		480495 TRANSFERS-IN-STATE INTRGOV REV	0	0	0	0

# County of Marin

## Detail of Additional Financing Sources by Fund and Account Governmental Funds Fiscal Year 2022-23

Fund Name	Financing Source Category	Financing Source Account	2020-21 Actual	2021-22 Estimated	2022-23 Recommended	2022-23 Adopted by the Board of Supervisors
1	2	3	4	5	6	7
	480710	LONG-TERM DEBT PROCEEDS	0	0	0	0
<i>Total Other Financing Sources</i>			21,776,041	981,184	1,247,523	1,247,523
<b>Total 1000 General Fund</b>			<b>420,763,327</b>	<b>423,977,606</b>	<b>383,069,983</b>	<b>383,069,983</b>
<b>1010 Miscellaneous Projects</b>						
<i>Licenses, Permits and Franchises</i>						
	421610	FRANCHISES	292,227	192,864	0	0
<i>Total Licenses, Permits and Franchises</i>			292,227	192,864	0	0
<i>Use of Money and Property</i>						
	441135	INVESTMT INCOME-UNREALIZD GAIN	58,106	0	0	0
<i>Total Use of Money and Property</i>			58,106	0	0	0
<i>Intergovernmental Revenues</i>						
	451820	STATE- AGRICULTURE	0	39,465	0	0
	451970	STATE-OTHER	2,957,486	13,818,670	0	0
	452515	FEDERAL-OTHER - HUD	1,941,340	763,861	0	0
	452610	FEDERAL-OTHER	7,867,668	6,350,716	0	0
	453110	OTH-GOVERNMENTAL AGENCIES	6,283,937	1,361,665	0	0
<i>Total Intergovernmental Revenues</i>			19,050,431	22,334,377	0	0
<i>Charges for Current Services</i>						

# County of Marin

## Detail of Additional Financing Sources by Fund and Account Governmental Funds Fiscal Year 2022-23

Fund Name	Financing Source Category	Financing Source Account	2020-21 Actual	2021-22 Estimated	2022-23 Recommended	2022-23 Adopted by the Board of Supervisors
1	2	3	4	5	6	7
		460710 PLANNING AND ENG SVS	498,518	951,401	0	0
		460730 PLAN AND ENG SVS-INT STUDIES	150,000	153,742	0	0
		461630 INST CARE AND SVS-AMBUL FEES	88,246	47,052	0	0
		462610 CHRGS FOR CUR SVCS-OTHER	179,565	336,800	0	0
		462690 OTHER - CONTRACT REV	0	7,644	0	0
<i>Total Charges for Current Services</i>			916,329	1,496,639	0	0
<i>Miscellaneous Revenues</i>						
		470310 MISC REVENUES	434,621	69,329	0	0
		470330 MIS REV-CONTRI AND DONATIONS	2,731,571	781,306	0	0
<i>Total Miscellaneous Revenues</i>			3,166,192	850,635	0	0
<i>Other Financing Sources</i>						
		480210 TRANSFERS-IN	2,602,394	51,283,206	0	0
		480510 TRANSFERS IN - MOE	0	500,000	0	0
		480520 TRANSFERS IN-COUNTY WIDE INIT	0	0	0	0
		480530 TRANSFERS IN - MATCH	0	0	0	0
<i>Total Other Financing Sources</i>			2,602,394	51,783,206	0	0
<b>Total 1010 Miscellaneous Projects</b>			<b>26,085,679</b>	<b>76,657,721</b>	<b>0</b>	<b>0</b>
<b>Total General Fund</b>			<b>446,849,006</b>	<b>500,635,327</b>	<b>383,069,983</b>	<b>383,069,983</b>

# County of Marin

## Detail of Additional Financing Sources by Fund and Account Governmental Funds Fiscal Year 2022-23

Fund Name	Financing Source Category	Financing Source Account	2020-21 Actual	2021-22 Estimated	2022-23 Recommended	2022-23 Adopted by the Board of Supervisors
1	2	3	4	5	6	7

### Special Revenue Funds

#### 2010 Local Vital Health Statistics

##### *Use of Money and Property*

441115 INVESTMT INCOME-INT POOLED	141	15	0	0
441135 INVESTMT INCOME-UNREALIZD GAIN	(104)	0	0	0

<i>Total Use of Money and Property</i>	37	15	0	0
--	----	----	---	---

##### *Charges for Current Services*

461310 RECORDING FEES	1,497	1,395	0	0
-----------------------	-------	-------	---	---

<i>Total Charges for Current Services</i>	1,497	1,395	0	0
---	-------	-------	---	---

<b>Total 2010 Local Vital Health Statistics</b>	<b>1,534</b>	<b>1,410</b>	<b>0</b>	<b>0</b>
---	--------------	--------------	----------	----------

#### 2020 Electronic Recording Delivery Systems

##### *Use of Money and Property*

441115 INVESTMT INCOME-INT POOLED	3,906	406	0	0
441135 INVESTMT INCOME-UNREALIZD GAIN	(2,894)	0	0	0

<i>Total Use of Money and Property</i>	1,012	406	0	0
--	-------	-----	---	---

##### *Charges for Current Services*

461310 RECORDING FEES	94,002	61,775	60,000	60,000
-----------------------	--------	--------	--------	--------

<i>Total Charges for Current Services</i>	94,002	61,775	60,000	60,000
---	--------	--------	--------	--------

# County of Marin

## Detail of Additional Financing Sources by Fund and Account Governmental Funds Fiscal Year 2022-23

Fund Name	Financing Source Category	Financing Source Account	2020-21 Actual	2021-22 Estimated	2022-23 Recommended	2022-23 Adopted by the Board of Supervisors
1	2	3	4	5	6	7
<b>Total 2020 Electronic Recording Delivery Systems</b>			<b>95,014</b>	<b>62,181</b>	<b>60,000</b>	<b>60,000</b>
<b>2030 Records Modernization (GC 27361)</b>						
<i>Use of Money and Property</i>						
		441115 INVESTMT INCOME-INT POOLED	6,204	613	0	0
		441135 INVESTMT INCOME-UNREALIZD GAIN	(4,231)	0	0	0
<i>Total Use of Money and Property</i>			1,973	613	0	0
<i>Charges for Current Services</i>						
		461310 RECORDING FEES	515,027	344,954	507,185	507,185
<i>Total Charges for Current Services</i>			515,027	344,954	507,185	507,185
<b>Total 2030 Records Modernization (GC 27361)</b>			<b>517,000</b>	<b>345,567</b>	<b>507,185</b>	<b>507,185</b>
<b>2040 Micrographics Conversion (GF 27361.4)</b>						
<i>Use of Money and Property</i>						
		441115 INVESTMT INCOME-INT POOLED	4,972	485	0	0
		441135 INVESTMT INCOME-UNREALIZD GAIN	(3,775)	0	0	0
<i>Total Use of Money and Property</i>			1,197	485	0	0
<i>Charges for Current Services</i>						
		461310 RECORDING FEES	94,002	61,775	90,000	90,000
<i>Total Charges for Current Services</i>			94,002	61,775	90,000	90,000



# County of Marin

## Detail of Additional Financing Sources by Fund and Account Governmental Funds Fiscal Year 2022-23

Fund Name	Financing Source Category	Financing Source Account	2020-21 Actual	2021-22 Estimated	2022-23 Recommended	2022-23 Adopted by the Board of Supervisors
1	2	3	4	5	6	7
<b>Total 2040 Micrographics Conversion (GF 27361.4)</b>			<b>95,199</b>	<b>62,260</b>	<b>90,000</b>	<b>90,000</b>
<b>2050 Vital Records Modernization (SB 1535)</b>						
<i>Use of Money and Property</i>						
		441115 INVESTMT INCOME-INT POOLED	985	98	0	0
		441135 INVESTMT INCOME-UNREALIZD GAIN	(743)	0	0	0
<i>Total Use of Money and Property</i>			242	98	0	0
<i>Charges for Current Services</i>						
		461310 RECORDING FEES	17,510	21,005	15,000	15,000
<i>Total Charges for Current Services</i>			17,510	21,005	15,000	15,000
<i>Miscellaneous Revenues</i>						
		470320 MIS REV-CANCEL WRNTS AND CHECK	0	0	0	0
<i>Total Miscellaneous Revenues</i>			0	0	0	0
<b>Total 2050 Vital Records Modernization (SB 1535)</b>			<b>17,752</b>	<b>21,103</b>	<b>15,000</b>	<b>15,000</b>
<b>2060 SSN Truncation Program</b>						
<i>Fines, Forfeitures, and Penalties</i>						
		431210 OTHER COURT FINES	0	0	0	0
<i>Total Fines, Forfeitures, and Penalties</i>			0	0	0	0
<i>Use of Money and Property</i>						
		441115 INVESTMT INCOME-INT POOLED	907	56	0	0

# County of Marin

## Detail of Additional Financing Sources by Fund and Account Governmental Funds Fiscal Year 2022-23

Fund Name	Financing Source Category	Financing Source Account	2020-21 Actual	2021-22 Estimated	2022-23 Recommended	2022-23 Adopted by the Board of Supervisors
1	2	3	4	5	6	7
		441135 INVESTMT INCOME-UNREALIZD GAIN	(722)	0	0	0
<i>Total Use of Money and Property</i>			185	56	0	0
<i>Charges for Current Services</i>						
		461310 RECORDING FEES	0	0	0	0
<i>Total Charges for Current Services</i>			0	0	0	0
<i>Other Financing Sources</i>						
		480210 TRANSFERS-IN	0	0	0	0
<i>Total Other Financing Sources</i>			0	0	0	0
<b>Total 2060 SSN Truncation Program</b>			<b>185</b>	<b>56</b>	<b>0</b>	<b>0</b>
<b>2070 Planning In-Lieu Housing</b>						
<i>Licenses, Permits and Franchises</i>						
		421710 OTHER LICENSES AND PERMITS	610,718	503,601	511,000	511,000
<i>Total Licenses, Permits and Franchises</i>			610,718	503,601	511,000	511,000
<i>Use of Money and Property</i>						
		441110 INVESTMT INCOME-INT	27,893	103,723	0	0
		441115 INVESTMT INCOME-INT POOLED	78,448	7,500	0	0
		441135 INVESTMT INCOME-UNREALIZD GAIN	(58,220)	0	0	0
		441215 RENTS AND CONCESSIONS-PROP	0	0	0	0

# County of Marin

## Detail of Additional Financing Sources by Fund and Account Governmental Funds Fiscal Year 2022-23

Fund Name	Financing Source Category	Financing Source Account	2020-21 Actual	2021-22 Estimated	2022-23 Recommended	2022-23 Adopted by the Board of Supervisors
1	2	3	4	5	6	7
<i>Total Use of Money and Property</i>			48,121	111,223	0	0
<i>Charges for Current Services</i>						
	462610	CHRGs FOR CUR SVCS-OTHER	(17,473)	0	0	0
	462660	OTHER-CENTRAL SERVICES	0	0	0	0
<i>Total Charges for Current Services</i>			(17,473)	0	0	0
<i>Miscellaneous Revenues</i>						
	470310	MISC REVENUES	0	0	0	0
<i>Total Miscellaneous Revenues</i>			0	0	0	0
<i>Other Financing Sources</i>						
	480210	TRANSFERS-IN	250,000	300,000	250,000	250,000
<i>Total Other Financing Sources</i>			250,000	300,000	250,000	250,000
<b>Total 2070 Planning In-Lieu Housing</b>			<b>891,366</b>	<b>914,824</b>	<b>761,000</b>	<b>761,000</b>
<b>2080 Building Inspection</b>						
<i>Licenses, Permits and Franchises</i>						
	421220	BUS LICENSES-5% ADMIN FEE	28,209	27,817	27,328	27,328
	421310	CONSTRUCTION PERMITS	5,020,674	6,012,892	4,880,779	4,880,779
	421325	CONST PERM-CA BLDG STDS FEE	855	914	500	500
	421410	ROAD PRIVILEGES AND PERMITS	0	0	0	0

# County of Marin

## Detail of Additional Financing Sources by Fund and Account Governmental Funds Fiscal Year 2022-23

Fund Name	Financing Source Category	Financing Source Account	2020-21 Actual	2021-22 Estimated	2022-23 Recommended	2022-23 Adopted by the Board of Supervisors
1	2	3	4	5	6	7
		421740 OTH LIC PER-ENFOR COST RECOV	708	1,777	10,302	10,302
<i>Total Licenses, Permits and Franchises</i>			5,050,446	6,043,400	4,918,909	4,918,909
<i>Fines, Forfeitures, and Penalties</i>						
		431210 OTHER COURT FINES	0	0	0	0
<i>Total Fines, Forfeitures, and Penalties</i>			0	0	0	0
<i>Use of Money and Property</i>						
		441115 INVESTMT INCOME-INT POOLED	4,616	2,168	0	0
		441135 INVESTMT INCOME-UNREALIZD GAIN	(1,629)	0	0	0
<i>Total Use of Money and Property</i>			2,987	2,168	0	0
<i>Intergovernmental Revenues</i>						
		453110 OTH-GOVERNMENTAL AGENCIES	0	0	0	0
<i>Total Intergovernmental Revenues</i>			0	0	0	0
<i>Charges for Current Services</i>						
		460720 PLAN AND ENG SVS-TECHNLGY FEE	272,182	315,125	303,035	303,035
		462660 OTHER-CENTRAL SERVICES	605	70	2,000	2,000
		463110 INTERFUND REVENUE	0	14,560	0	0
<i>Total Charges for Current Services</i>			272,787	329,755	305,035	305,035
<i>Miscellaneous Revenues</i>						

# County of Marin

## Detail of Additional Financing Sources by Fund and Account Governmental Funds Fiscal Year 2022-23

Fund Name	Financing Source Category	Financing Source Account	2020-21 Actual	2021-22 Estimated	2022-23 Recommended	2022-23 Adopted by the Board of Supervisors
1	2	3	4	5	6	7
		470110 OTHER SALES	0	0	0	0
		470310 MISC REVENUES	0	0	0	0
		470320 MIS REV-CANCEL WRNTS AND CHECK	0	0	0	0
<i>Total Miscellaneous Revenues</i>			0	0	0	0
<i>Other Financing Sources</i>						
		480210 TRANSFERS-IN	117,815	0	0	0
<i>Total Other Financing Sources</i>			117,815	0	0	0
<b>Total 2080 Building Inspection</b>			<b>5,444,035</b>	<b>6,375,323</b>	<b>5,223,944</b>	<b>5,223,944</b>
<b>2090 Environmental Health Services</b>						
<i>Taxes</i>						
		411125 PROP TAX CUR SEC SPL BEN TAX	0	0	0	0
		460120 TAX COL FEES ADM (CTRA)	(1,756)	(1,748)	(1,800)	(1,800)
<i>Total Taxes</i>			(1,756)	(1,748)	(1,800)	(1,800)
<i>Licenses, Permits and Franchises</i>						
		421210 BUSINESS LICENSES	1,900,426	1,683,133	1,878,409	1,878,409
		421320 CONST PERMITS - BLDG	35,493	40,514	50,402	50,402
		421330 CONSTRUCTION PERMITS - BLDG	427,902	431,411	402,241	402,241
		421710 OTHER LICENSES AND PERMITS	964,081	1,028,692	998,638	998,638
		421715 OTH LIC AND PERM-SEPTIC TNKS	548,965	618,704	510,001	510,001

## County of Marin

### Detail of Additional Financing Sources by Fund and Account Governmental Funds Fiscal Year 2022-23

Fund Name	Financing Source Category	Financing Source Account	2020-21 Actual	2021-22 Estimated	2022-23 Recommended	2022-23 Adopted by the Board of Supervisors
1	2	3	4	5	6	7
	421720	OTH LIC AND PERM-PUMP TRUCKS	42,043	45,811	42,595	42,595
	421725	OTH LIC PERM-SMALL WTR WELLS	116,359	148,218	120,000	120,000
	421730	OTH LIC PER-SMALL PUB WTR SYS	16,319	10,911	33,949	33,949
	421740	OTH LIC PER-ENFOR COST RECOV	11,734	12,997	49,244	49,244
<i>Total Licenses, Permits and Franchises</i>			4,063,322	4,020,391	4,085,479	4,085,479
<i>Use of Money and Property</i>						
	441115	INVESTMT INCOME-INT POOLED	10,449	1,551	0	0
	441135	INVESTMT INCOME-UNREALIZD GAIN	(5,289)	0	0	0
<i>Total Use of Money and Property</i>			5,160	1,551	0	0
<i>Intergovernmental Revenues</i>						
	451970	STATE-OTHER	82,976	117,214	220,000	220,000
<i>Total Intergovernmental Revenues</i>			82,976	117,214	220,000	220,000
<i>Charges for Current Services</i>						
	460720	PLAN AND ENG SVS-TECHNLGY FEE	59,263	57,525	65,540	65,540
	461515	SANITATION SVS-MEDICAL WASTE	185,299	167,983	174,000	174,000
	462610	CHRGs FOR CUR SVCS-OTHER	7,077	2,608	2,000	2,000
	462660	OTHER-CENTRAL SERVICES	169	24	1,000	1,000
	463110	INTERFUND REVENUE	101,521	60,251	74,374	74,374
	463445	INTERFUND REVENUE-SAL GRANT	0	0	0	0

# County of Marin

## Detail of Additional Financing Sources by Fund and Account Governmental Funds Fiscal Year 2022-23

Fund Name	Financing Source Category	Financing Source Account	2020-21 Actual	2021-22 Estimated	2022-23 Recommended	2022-23 Adopted by the Board of Supervisors
1	2	3	4	5	6	7
<i>Total Charges for Current Services</i>			353,329	288,391	316,914	316,914
<i>Miscellaneous Revenues</i>						
	470310	MISC REVENUES	0	0	0	0
	470330	MIS REV-CONTRI AND DONATIONS	0	0	0	0
	470370	MISC REV-TATTOO REV	8,269	11,896	7,000	7,000
<i>Total Miscellaneous Revenues</i>			8,269	11,896	7,000	7,000
<i>Other Financing Sources</i>						
	480210	TRANSFERS-IN	106,918	0	0	0
<i>Total Other Financing Sources</i>			106,918	0	0	0
<b>Total 2090 Environmental Health Services</b>			<b>4,618,218</b>	<b>4,437,695</b>	<b>4,627,593</b>	<b>4,627,593</b>
<b>2100 HUD Fund</b>						
<i>Use of Money and Property</i>						
	441110	INVESTMT INCOME-INT	0	0	0	0
	441115	INVESTMT INCOME-INT POOLED	0	0	0	0
	441135	INVESTMT INCOME-UNREALIZD GAIN	(221)	0	0	0
<i>Total Use of Money and Property</i>			(221)	0	0	0
<i>Intergovernmental Revenues</i>						
	452510	FEDERAL-IN-LIEU TAXES	0	0	0	0

# County of Marin

## Detail of Additional Financing Sources by Fund and Account Governmental Funds Fiscal Year 2022-23

Fund Name	Financing Source Category	Financing Source Account	2020-21 Actual	2021-22 Estimated	2022-23 Recommended	2022-23 Adopted by the Board of Supervisors
1	2	3	4	5	6	7
		452515 FEDERAL-OTHER - HUD	0	0	0	0
<i>Total Intergovernmental Revenues</i>			0	0	0	0
<i>Other Financing Sources</i>						
		480210 TRANSFERS-IN	26,679	0	0	0
<i>Total Other Financing Sources</i>			26,679	0	0	0
<b>Total 2100 HUD Fund</b>			<b>26,458</b>	<b>0</b>	<b>0</b>	<b>0</b>
<b>2110 East Shore Wastewater Maintenance Fund</b>						
<i>Taxes</i>						
		411125 PROP TAX CUR SEC SPL BEN TAX	74,930	76,818	70,000	70,000
		460120 TAX COL FEES ADM (CTRA)	(300)	(300)	0	0
<i>Total Taxes</i>			74,630	76,518	70,000	70,000
<i>Use of Money and Property</i>						
		441115 INVESTMT INCOME-INT POOLED	882	97	0	0
		441135 INVESTMT INCOME-UNREALIZD GAIN	(688)	0	0	0
<i>Total Use of Money and Property</i>			194	97	0	0
<i>Miscellaneous Revenues</i>						
		470310 MISC REVENUES	0	0	0	0
<i>Total Miscellaneous Revenues</i>			0	0	0	0



# County of Marin

## Detail of Additional Financing Sources by Fund and Account Governmental Funds Fiscal Year 2022-23

Fund Name	Financing Source Category	Financing Source Account	2020-21 Actual	2021-22 Estimated	2022-23 Recommended	2022-23 Adopted by the Board of Supervisors
1	2	3	4	5	6	7
<b>Total 2110 East Shore Wastewater Maintenance Fund</b>			<b>74,824</b>	<b>76,615</b>	<b>70,000</b>	<b>70,000</b>
<b>2120 Child Support Services</b>						
<i>Use of Money and Property</i>						
		441115 INVESTMT INCOME-INT POOLED	4,301	460	3,000	3,000
		441135 INVESTMT INCOME-UNREALIZD GAIN	(1,365)	0	0	0
<i>Total Use of Money and Property</i>			2,936	460	3,000	3,000
<i>Intergovernmental Revenues</i>						
		452210 FEDERAL-PUB ASSIST PRG	30,522	0	13,000	13,000
		452610 FEDERAL-OTHER	3,255,370	3,383,440	3,305,730	3,305,730
<i>Total Intergovernmental Revenues</i>			3,285,892	3,383,440	3,318,730	3,318,730
<i>Charges for Current Services</i>						
		462610 CHRGS FOR CUR SVCS-OTHER	0	0	0	0
		463450 INTERFUND REVENUE-RENT	0	0	0	0
<i>Total Charges for Current Services</i>			0	0	0	0
<i>Miscellaneous Revenues</i>						
		470310 MISC REVENUES	0	0	0	0
		470320 MIS REV-CANCEL WRNTS AND CHECK	0	0	488,161	488,161
<i>Total Miscellaneous Revenues</i>			0	0	488,161	488,161

# County of Marin

## Detail of Additional Financing Sources by Fund and Account Governmental Funds Fiscal Year 2022-23

Fund Name	Financing Source Category	Financing Source Account	2020-21 Actual	2021-22 Estimated	2022-23 Recommended	2022-23 Adopted by the Board of Supervisors
1	2	3	4	5	6	7
<b>Total 2120 Child Support Services</b>			<b>3,288,828</b>	<b>3,383,900</b>	<b>3,809,891</b>	<b>3,809,891</b>
<b>2130 DOJ Equitable Sharing Program</b>						
<i>Use of Money and Property</i>						
		441115 INVESTMT INCOME-INT POOLED	17	2	0	0
		441135 INVESTMT INCOME-UNREALIZD GAIN	(12)	0	0	0
<i>Total Use of Money and Property</i>			5	2	0	0
<i>Intergovernmental Revenues</i>						
		452610 FEDERAL-OTHER	0	0	0	0
<i>Total Intergovernmental Revenues</i>			0	0	0	0
<b>Total 2130 DOJ Equitable Sharing Program</b>			<b>5</b>	<b>2</b>	<b>0</b>	<b>0</b>
<b>2140 High Tech Theft Apprehension &amp; Prosecution (Cnty)</b>						
<i>Use of Money and Property</i>						
		441115 INVESTMT INCOME-INT POOLED	176	203	0	0
		441135 INVESTMT INCOME-UNREALIZD GAIN	(852)	0	0	0
<i>Total Use of Money and Property</i>			(676)	203	0	0
<i>Intergovernmental Revenues</i>						
		451970 STATE-OTHER	1,469,124	1,411,437	2,000,000	2,000,000
<i>Total Intergovernmental Revenues</i>			1,469,124	1,411,437	2,000,000	2,000,000
<i>Other Financing Sources</i>						

# County of Marin

## Detail of Additional Financing Sources by Fund and Account Governmental Funds Fiscal Year 2022-23

Fund Name	Financing Source Category	Financing Source Account	2020-21 Actual	2021-22 Estimated	2022-23 Recommended	2022-23 Adopted by the Board of Supervisors
1	2	3	4	5	6	7
		480210 TRANSFERS-IN	0	0	0	0
<i>Total Other Financing Sources</i>			0	0	0	0
<b>Total 2140 High Tech Theft Apprehension &amp; Prosecution (Cnty)</b>			<b>1,468,448</b>	<b>1,411,640</b>	<b>2,000,000</b>	<b>2,000,000</b>
<b>2150 MCERA Employees</b>						
<i>Use of Money and Property</i>						
		441135 INVESTMT INCOME-UNREALIZD GAIN	390	0	0	0
<i>Total Use of Money and Property</i>			390	0	0	0
<i>Intergovernmental Revenues</i>						
		453110 OTH-GOVERNMENTAL AGENCIES	2,711,490	2,689,979	0	0
<i>Total Intergovernmental Revenues</i>			2,711,490	2,689,979	0	0
<i>Miscellaneous Revenues</i>						
		470310 MISC REVENUES	0	0	3,258,097	3,258,097
<i>Total Miscellaneous Revenues</i>			0	0	3,258,097	3,258,097
<b>Total 2150 MCERA Employees</b>			<b>2,711,880</b>	<b>2,689,979</b>	<b>3,258,097</b>	<b>3,258,097</b>
<b>2160 Road</b>						
<i>Licenses, Permits and Franchises</i>						
		421610 FRANCHISES	0	0	0	0
<i>Total Licenses, Permits and Franchises</i>			0	0	0	0

# County of Marin

## Detail of Additional Financing Sources by Fund and Account Governmental Funds Fiscal Year 2022-23

Fund Name	Financing Source Category	Financing Source Account	2020-21 Actual	2021-22 Estimated	2022-23 Recommended	2022-23 Adopted by the Board of Supervisors
1	2	3	4	5	6	7
<i>Use of Money and Property</i>						
	441115	INVESTMT INCOME-INT POOLED	27,199	3,481	2,500	2,500
	441135	INVESTMT INCOME-UNREALIZD GAIN	(20,420)	0	0	0
<i>Total Use of Money and Property</i>			6,779	3,481	2,500	2,500
<i>Intergovernmental Revenues</i>						
	451110	STATE-HWY USERS TAX STATE	2,468,077	2,427,319	3,076,704	3,076,704
	451120	STATE-BUS LIC TAX HIWAY CAR	1,108,840	1,091,047	1,359,438	1,359,438
	451130	STATE-HWY USER TXS-PROP 42 REP	1,521,118	1,657,916	2,199,565	2,199,565
	451970	STATE-OTHER	251,264	251,264	206,500	206,500
	452610	FEDERAL-OTHER	0	0	0	0
<i>Total Intergovernmental Revenues</i>			5,349,299	5,427,546	6,842,207	6,842,207
<i>Charges for Current Services</i>						
	460740	PURCHASING FEES	0	0	0	0
	463110	INTERFUND REVENUE	0	0	0	0
	463415	INTER-FUND COST REC-DPW SAL	1,105,159	985,479	1,240,267	1,240,267
<i>Total Charges for Current Services</i>			1,105,159	985,479	1,240,267	1,240,267
<i>Miscellaneous Revenues</i>						
	470310	MISC REVENUES	0	0	0	0
	470320	MIS REV-CANCEL WRNTS AND CHECK	21,786	0	20,000	20,000

## County of Marin

### Detail of Additional Financing Sources by Fund and Account Governmental Funds Fiscal Year 2022-23

Fund Name	Financing Source Category	Financing Source Account	2020-21 Actual	2021-22 Estimated	2022-23 Recommended	2022-23 Adopted by the Board of Supervisors
1	2	3	4	5	6	7
		470410 MISCELLANEOUS	14,069	12,693	25,000	25,000
<i>Total Miscellaneous Revenues</i>			35,855	12,693	45,000	45,000
<i>Other Financing Sources</i>						
		480210 TRANSFERS-IN	84,416	0	0	0
		480510 TRANSFERS IN - MOE	2,121,711	2,121,711	2,121,711	2,121,711
		480520 TRANSFERS IN-COUNTY WIDE INIT	1,435,839	1,435,839	1,435,839	1,435,839
		480540 TRANSFERS IN - DISCRETIONARY	750,000	750,000	750,000	750,000
<i>Total Other Financing Sources</i>			4,391,966	4,307,550	4,307,550	4,307,550
<b>Total 2160 Road</b>			<b>10,889,058</b>	<b>10,736,749</b>	<b>12,437,524</b>	<b>12,437,524</b>
<b>2170 Survey Monument Preservation</b>						
<i>Licenses, Permits and Franchises</i>						
		421710 OTHER LICENSES AND PERMITS	16,130	11,310	20,000	20,000
<i>Total Licenses, Permits and Franchises</i>			16,130	11,310	20,000	20,000
<i>Use of Money and Property</i>						
		441115 INVESTMT INCOME-INT POOLED	887	91	0	0
		441135 INVESTMT INCOME-UNREALIZD GAIN	(660)	0	0	0
<i>Total Use of Money and Property</i>			227	91	0	0
<b>Total 2170 Survey Monument Preservation</b>			<b>16,357</b>	<b>11,401</b>	<b>20,000</b>	<b>20,000</b>

# County of Marin

## Detail of Additional Financing Sources by Fund and Account Governmental Funds Fiscal Year 2022-23

Fund Name	Financing Source Category	Financing Source Account	2020-21 Actual	2021-22 Estimated	2022-23 Recommended	2022-23 Adopted by the Board of Supervisors
1	2	3	4	5	6	7
<b>2180 Tidelands Use Fees</b>						
<i>Use of Money and Property</i>						
		441115 INVESTMT INCOME-INT POOLED	1,237	139	0	0
		441135 INVESTMT INCOME-UNREALIZD GAIN	(893)	0	0	0
		441215 RENTS AND CONCESSIONS-PROP	21,534	47,120	20,000	20,000
<i>Total Use of Money and Property</i>			21,878	47,259	20,000	20,000
<b>Total 2180 Tidelands Use Fees</b>			<b>21,878</b>	<b>47,259</b>	<b>20,000</b>	<b>20,000</b>
<b>2200 Roadway Impact Fees</b>						
<i>Licenses, Permits and Franchises</i>						
		421410 ROAD PRIVILEGES AND PERMITS	1,543,043	1,552,853	750,000	750,000
<i>Total Licenses, Permits and Franchises</i>			1,543,043	1,552,853	750,000	750,000
<i>Use of Money and Property</i>						
		441115 INVESTMT INCOME-INT POOLED	7,073	1,216	0	0
		441135 INVESTMT INCOME-UNREALIZD GAIN	(3,853)	0	0	0
<i>Total Use of Money and Property</i>			3,220	1,216	0	0
<b>Total 2200 Roadway Impact Fees</b>			<b>1,546,263</b>	<b>1,554,069</b>	<b>750,000</b>	<b>750,000</b>
<b>2210 Traffic - Tamalpais Community Plan Area</b>						
<i>Use of Money and Property</i>						
		441115 INVESTMT INCOME-INT POOLED	1,453	146	0	0

# County of Marin

## Detail of Additional Financing Sources by Fund and Account Governmental Funds Fiscal Year 2022-23

Fund Name	Financing Source Category	Financing Source Account	2020-21 Actual	2021-22 Estimated	2022-23 Recommended	2022-23 Adopted by the Board of Supervisors
1	2	3	4	5	6	7
		441135 INVESTMT INCOME-UNREALIZD GAIN	(1,055)	0	0	0
<i>Total Use of Money and Property</i>			398	146	0	0
<i>Charges for Current Services</i>						
		462610 CHRGS FOR CUR SVCS-OTHER	18,516	3,149	0	0
<i>Total Charges for Current Services</i>			18,516	3,149	0	0
<b>Total 2210 Traffic - Tamalpais Community Plan Area</b>			<b>18,914</b>	<b>3,295</b>	<b>0</b>	<b>0</b>
<b>2220 Traffic - Strawberry Interchange Plan</b>						
<i>Use of Money and Property</i>						
		441115 INVESTMT INCOME-INT POOLED	3,361	318	0	0
		441135 INVESTMT INCOME-UNREALIZD GAIN	(2,522)	0	0	0
<i>Total Use of Money and Property</i>			839	318	0	0
<i>Charges for Current Services</i>						
		462610 CHRGS FOR CUR SVCS-OTHER	0	370	0	0
<i>Total Charges for Current Services</i>			0	370	0	0
<i>Miscellaneous Revenues</i>						
		470310 MISC REVENUES	0	0	0	0
<i>Total Miscellaneous Revenues</i>			0	0	0	0
<b>Total 2220 Traffic - Strawberry Interchange Plan</b>			<b>839</b>	<b>688</b>	<b>0</b>	<b>0</b>

# County of Marin

## Detail of Additional Financing Sources by Fund and Account Governmental Funds Fiscal Year 2022-23

Fund Name	Financing Source Category	Financing Source Account	2020-21 Actual	2021-22 Estimated	2022-23 Recommended	2022-23 Adopted by the Board of Supervisors
1	2	3	4	5	6	7
<b>2230 Traffic - West Sir Francis Drake</b>						
<i>Use of Money and Property</i>						
		441115 INVESTMT INCOME-INT POOLED	1,124	106	0	0
		441135 INVESTMT INCOME-UNREALIZD GAIN	(844)	0	0	0
<i>Total Use of Money and Property</i>			280	106	0	0
<i>Charges for Current Services</i>						
		462610 CHRGS FOR CUR SVCS-OTHER	0	0	0	0
<i>Total Charges for Current Services</i>			0	0	0	0
<b>Total 2230 Traffic - West Sir Francis Drake</b>			<b>280</b>	<b>106</b>	<b>0</b>	<b>0</b>
<b>2240 Traffic - Atherton Avenue Interchange</b>						
<i>Use of Money and Property</i>						
		441115 INVESTMT INCOME-INT POOLED	3,023	286	0	0
		441135 INVESTMT INCOME-UNREALIZD GAIN	(2,269)	0	0	0
<i>Total Use of Money and Property</i>			754	286	0	0
<i>Charges for Current Services</i>						
		462610 CHRGS FOR CUR SVCS-OTHER	0	353	0	0
<i>Total Charges for Current Services</i>			0	353	0	0
<i>Miscellaneous Revenues</i>						
		470310 MISC REVENUES	0	0	0	0



# County of Marin

## Detail of Additional Financing Sources by Fund and Account Governmental Funds Fiscal Year 2022-23

Fund Name	Financing Source Category	Financing Source Account	2020-21 Actual	2021-22 Estimated	2022-23 Recommended	2022-23 Adopted by the Board of Supervisors
1	2	3	4	5	6	7
<i>Total Miscellaneous Revenues</i>			0	0	0	0
<b>Total 2240 Traffic - Atherton Avenue Interchange</b>			<b>754</b>	<b>639</b>	<b>0</b>	<b>0</b>
<b>2250 Zero Waste Public Outreach</b>						
<i>Licenses, Permits and Franchises</i>						
		421610 FRANCHISES	98,351	38,351	20,000	20,000
<i>Total Licenses, Permits and Franchises</i>			98,351	38,351	20,000	20,000
<i>Use of Money and Property</i>						
		441115 INVESTMT INCOME-INT POOLED	4,649	490	0	0
		441135 INVESTMT INCOME-UNREALIZD GAIN	(3,485)	0	0	0
<i>Total Use of Money and Property</i>			1,164	490	0	0
<b>Total 2250 Zero Waste Public Outreach</b>			<b>99,515</b>	<b>38,841</b>	<b>20,000</b>	<b>20,000</b>
<b>2260 Non-Motorized Transportation Plan (NTPP)</b>						
<i>Use of Money and Property</i>						
		441115 INVESTMT INCOME-INT POOLED	796	75	0	0
		441135 INVESTMT INCOME-UNREALIZD GAIN	(597)	0	0	0
<i>Total Use of Money and Property</i>			199	75	0	0
<i>Intergovernmental Revenues</i>						
		452610 FEDERAL-OTHER	0	0	0	0

## County of Marin

### Detail of Additional Financing Sources by Fund and Account Governmental Funds Fiscal Year 2022-23

Fund Name	Financing Source Category	Financing Source Account	2020-21 Actual	2021-22 Estimated	2022-23 Recommended	2022-23 Adopted by the Board of Supervisors
1	2	3	4	5	6	7
<i>Total Intergovernmental Revenues</i>			0	0	0	0
<b>Total 2260 Non-Motorized Transportation Plan (NTPP)</b>			<b>199</b>	<b>75</b>	<b>0</b>	<b>0</b>
<b>2270 Off-Highway Motor Vehicle Trails (VC 42204)</b>						
<i>Use of Money and Property</i>						
		441115 INVESTMT INCOME-INT POOLED	266	29	0	0
		441135 INVESTMT INCOME-UNREALIZD GAIN	(198)	0	0	0
<i>Total Use of Money and Property</i>			68	29	0	0
<b>Total 2270 Off-Highway Motor Vehicle Trails (VC 42204)</b>			<b>68</b>	<b>29</b>	<b>0</b>	<b>0</b>
<b>2280 Hospital Preparedness Program (HPP)</b>						
<i>Use of Money and Property</i>						
		441115 INVESTMT INCOME-INT POOLED	2,620	39	0	0
		441135 INVESTMT INCOME-UNREALIZD GAIN	(1,138)	0	0	0
<i>Total Use of Money and Property</i>			1,482	39	0	0
<i>Intergovernmental Revenues</i>						
		451970 STATE-OTHER	67,064	67,037	129,640	129,640
		452610 FEDERAL-OTHER	553,176	471,114	384,808	384,808
<i>Total Intergovernmental Revenues</i>			620,240	538,151	514,448	514,448
<b>Total 2280 Hospital Preparedness Program (HPP)</b>			<b>621,722</b>	<b>538,190</b>	<b>514,448</b>	<b>514,448</b>

## County of Marin

### Detail of Additional Financing Sources by Fund and Account Governmental Funds Fiscal Year 2022-23

Fund Name	Financing Source Category	Financing Source Account	2020-21 Actual	2021-22 Estimated	2022-23 Recommended	2022-23 Adopted by the Board of Supervisors
1	2	3	4	5	6	7
<b>2290 California Tobacco Control Program (CTCP)</b>						
<i>Licenses, Permits and Franchises</i>						
		421210 BUSINESS LICENSES	0	0	0	0
		<i>Total Licenses, Permits and Franchises</i>	0	0	0	0
<i>Use of Money and Property</i>						
		441115 INVESTMT INCOME-INT POOLED	3,196	219	0	0
		441135 INVESTMT INCOME-UNREALIZD GAIN	(2,307)	0	0	0
		<i>Total Use of Money and Property</i>	889	219	0	0
<i>Intergovernmental Revenues</i>						
		451810 STATE - HEALTH	137,778	255,419	291,264	291,264
		451970 STATE-OTHER	150,000	75,000	150,000	150,000
		451971 STATE-MISC CONTRIBUTION	242,301	181,851	172,325	172,325
		<i>Total Intergovernmental Revenues</i>	530,079	512,270	613,589	613,589
<b>Total 2290 California Tobacco Control Program (CTCP)</b>			<b>530,968</b>	<b>512,489</b>	<b>613,589</b>	<b>613,589</b>
<b>2300 Domestic Violence (W&amp;I 18305)</b>						
<i>Licenses, Permits and Franchises</i>						
		421710 OTHER LICENSES AND PERMITS	38,758	35,574	66,000	66,000
		<i>Total Licenses, Permits and Franchises</i>	38,758	35,574	66,000	66,000
<i>Use of Money and Property</i>						

# County of Marin

## Detail of Additional Financing Sources by Fund and Account Governmental Funds Fiscal Year 2022-23

Fund Name	Financing Source Category	Financing Source Account	2020-21 Actual	2021-22 Estimated	2022-23 Recommended	2022-23 Adopted by the Board of Supervisors
1	2	3	4	5	6	7
		441115 INVESTMT INCOME-INT POOLED	101	22	0	0
		441135 INVESTMT INCOME-UNREALIZD GAIN	(33)	0	0	0
<i>Total Use of Money and Property</i>			68	22	0	0
<b>Total 2300 Domestic Violence (W&amp;I 18305)</b>			<b>38,826</b>	<b>35,596</b>	<b>66,000</b>	<b>66,000</b>
<b>2310 Children's Trust (AB 2994)</b>						
<i>Use of Money and Property</i>						
		441115 INVESTMT INCOME-INT POOLED	1,146	109	0	0
		441135 INVESTMT INCOME-UNREALIZD GAIN	(934)	0	0	0
<i>Total Use of Money and Property</i>			212	109	0	0
<i>Intergovernmental Revenues</i>						
		451970 STATE-OTHER	37,449	123,122	23,400	23,400
<i>Total Intergovernmental Revenues</i>			37,449	123,122	23,400	23,400
<i>Charges for Current Services</i>						
		461310 RECORDING FEES	34,283	20,988	0	0
<i>Total Charges for Current Services</i>			34,283	20,988	0	0
<i>Miscellaneous Revenues</i>						
		470320 MIS REV-CANCEL WRNTS AND CHECK	0	0	0	0
<i>Total Miscellaneous Revenues</i>			0	0	0	0

# County of Marin

## Detail of Additional Financing Sources by Fund and Account Governmental Funds Fiscal Year 2022-23

Fund Name	Financing Source Category	Financing Source Account	2020-21 Actual	2021-22 Estimated	2022-23 Recommended	2022-23 Adopted by the Board of Supervisors
1	2	3	4	5	6	7
<b>Total 2310 Children's Trust (AB 2994)</b>			<b>71,944</b>	<b>144,219</b>	<b>23,400</b>	<b>23,400</b>
<b>2320 Social Services Realignment</b>						
<i>Intergovernmental Revenues</i>						
		451310 STATE-PUBLIC ASSIST PRG	2,046,554	3,243,231	140,432	140,432
		451810 STATE - HEALTH	11,403,993	12,303,035	14,148,977	14,148,977
		451950 STATE-OTH-REALGMENT VLF	1,157,292	1,110,775	1,252,403	1,252,403
		451995 STATE BACKFILL	1,422,246	0	0	0
		<i>Total Intergovernmental Revenues</i>	16,030,085	16,657,041	15,541,812	15,541,812
<b>Total 2320 Social Services Realignment</b>			<b>16,030,085</b>	<b>16,657,041</b>	<b>15,541,812</b>	<b>15,541,812</b>
<b>2330 Health Services Realignment</b>						
<i>Intergovernmental Revenues</i>						
		451810 STATE - HEALTH	717,289	1,607,155	1,177,593	1,177,593
		451950 STATE-OTH-REALGMENT VLF	8,733,744	11,018,762	8,176,110	8,176,110
		451995 STATE BACKFILL	1,123,801	0	0	0
		<i>Total Intergovernmental Revenues</i>	10,574,834	12,625,917	9,353,703	9,353,703
<b>Total 2330 Health Services Realignment</b>			<b>10,574,834</b>	<b>12,625,917</b>	<b>9,353,703</b>	<b>9,353,703</b>
<b>2340 Health Program</b>						
<i>Use of Money and Property</i>						
		441115 INVESTMT INCOME-INT POOLED	9,642	1,303	0	0

# County of Marin

## Detail of Additional Financing Sources by Fund and Account Governmental Funds Fiscal Year 2022-23

Fund Name	Financing Source Category	Financing Source Account	2020-21 Actual	2021-22 Estimated	2022-23 Recommended	2022-23 Adopted by the Board of Supervisors
1	2	3	4	5	6	7
		441135 INVESTMT INCOME-UNREALIZD GAIN	(6,257)	0	0	0
<i>Total Use of Money and Property</i>			3,385	1,303	0	0
<i>Intergovernmental Revenues</i>						
		451410 STATE-HEALTH ADMIN	0	0	0	0
		452310 FEDERAL-HEALTH ADMINISTRATION	174,929	1,050,126	718,579	718,579
		452610 FEDERAL-OTHER	34,675	104,120	246,789	246,789
<i>Total Intergovernmental Revenues</i>			209,604	1,154,246	965,368	965,368
<i>Miscellaneous Revenues</i>						
		470330 MIS REV-CONTRI AND DONATIONS	0	0	0	0
<i>Total Miscellaneous Revenues</i>			0	0	0	0
<b>Total 2340 Health Program</b>			<b>212,989</b>	<b>1,155,549</b>	<b>965,368</b>	<b>965,368</b>
<b>2350 Emergency Medical Services (GC 76104)</b>						
<i>Fines, Forfeitures, and Penalties</i>						
		431230 OTH CRT FINES-MADDY FUNDS	413,309	500,088	765,255	765,255
<i>Total Fines, Forfeitures, and Penalties</i>			413,309	500,088	765,255	765,255
<i>Use of Money and Property</i>						
		441115 INVESTMT INCOME-INT POOLED	4,153	344	0	0
		441135 INVESTMT INCOME-UNREALIZD GAIN	(3,039)	0	0	0

# County of Marin

## Detail of Additional Financing Sources by Fund and Account Governmental Funds Fiscal Year 2022-23

Fund Name	Financing Source Category	Financing Source Account	2020-21 Actual	2021-22 Estimated	2022-23 Recommended	2022-23 Adopted by the Board of Supervisors
1	2	3	4	5	6	7
<i>Total Use of Money and Property</i>			1,114	344	0	0
<b>Total 2350 Emergency Medical Services (GC 76104)</b>			<b>414,423</b>	<b>500,432</b>	<b>765,255</b>	<b>765,255</b>
<b>2360 Mental Health Realignment</b>						
<i>Intergovernmental Revenues</i>						
		451810 STATE - HEALTH	11,436,131	12,856,526	386,177	386,177
		451950 STATE-OTH-REALGMENT VLF	171,215	1,200,852	11,657,062	11,657,062
		451995 STATE BACKFILL	1,132,899	0	0	0
<i>Total Intergovernmental Revenues</i>			12,740,245	14,057,378	12,043,239	12,043,239
<b>Total 2360 Mental Health Realignment</b>			<b>12,740,245</b>	<b>14,057,378</b>	<b>12,043,239</b>	<b>12,043,239</b>
<b>2370 Mental Health Program</b>						
<i>Use of Money and Property</i>						
		441115 INVESTMT INCOME-INT POOLED	40,177	4,448	0	0
		441135 INVESTMT INCOME-UNREALIZD GAIN	(30,148)	0	0	0
<i>Total Use of Money and Property</i>			10,029	4,448	0	0
<i>Intergovernmental Revenues</i>						
		451610 STATE - MENTAL HEALTH	0	0	200,000	200,000
		452210 FEDERAL-PUB ASSIST PRG	0	0	0	0
		452214 FEDERAL-MEDI-CAL	1,000,000	0	0	0

# County of Marin

## Detail of Additional Financing Sources by Fund and Account Governmental Funds Fiscal Year 2022-23

Fund Name	Financing Source Category	Financing Source Account	2020-21 Actual	2021-22 Estimated	2022-23 Recommended	2022-23 Adopted by the Board of Supervisors
1	2	3	4	5	6	7
<i>Total Intergovernmental Revenues</i>			1,000,000	0	200,000	200,000
<b>Total 2370 Mental Health Program</b>			<b>1,010,029</b>	<b>4,448</b>	<b>200,000</b>	<b>200,000</b>
<b>2380 Mental Health Services Act (Prop 63)</b>						
<i>Use of Money and Property</i>						
		441110 INVESTMT INCOME-INT	0	0	0	0
		441115 INVESTMT INCOME-INT POOLED	181,446	18,304	0	0
		441135 INVESTMT INCOME-UNREALIZD GAIN	(123,489)	0	0	0
<i>Total Use of Money and Property</i>			57,957	18,304	0	0
<i>Intergovernmental Revenues</i>						
		451610 STATE - MENTAL HEALTH	15,468,789	18,928,298	18,850,213	18,850,213
		451970 STATE-OTHER	5,850	8,870	0	0
		452214 FEDERAL-MEDI-CAL	2,720,724	1,679,642	2,348,778	2,348,778
		452613 FEDERAL-PARTNERSHIP HEALTH	172,905	122,792	0	0
<i>Total Intergovernmental Revenues</i>			18,368,268	20,739,602	21,198,991	21,198,991
<i>Charges for Current Services</i>						
		461420 HEALTH FEES-MEDICARE REVENUE	5,903	17,864	13,315	13,315
		461435 HEALTH FEES-PATIENT FEES	107	0	0	0
		461455 MENTAL HEALTH SVS-INS	21,625	6,684	0	0



# County of Marin

## Detail of Additional Financing Sources by Fund and Account Governmental Funds Fiscal Year 2022-23

Fund Name	Financing Source Category	Financing Source Account	2020-21 Actual	2021-22 Estimated	2022-23 Recommended	2022-23 Adopted by the Board of Supervisors
1	2	3	4	5	6	7
<i>Total Charges for Current Services</i>			27,635	24,548	13,315	13,315
<i>Miscellaneous Revenues</i>						
		470310 MISC REVENUES	0	3,018	0	0
<i>Total Miscellaneous Revenues</i>			0	3,018	0	0
<i>Other Financing Sources</i>						
		480210 TRANSFERS-IN	128,250	0	0	0
<i>Total Other Financing Sources</i>			128,250	0	0	0
<b>Total 2380 Mental Health Services Act (Prop 63)</b>			<b>18,582,110</b>	<b>20,785,472</b>	<b>21,212,306</b>	<b>21,212,306</b>
<b>2390 Substance Abuse Prevention and Treatment (SAPT)</b>						
<i>Use of Money and Property</i>						
		441115 INVESTMT INCOME-INT POOLED	5,604	0	0	0
		441135 INVESTMT INCOME-UNREALIZD GAIN	0	0	0	0
<i>Total Use of Money and Property</i>			5,604	0	0	0
<i>Intergovernmental Revenues</i>						
		452210 FEDERAL-PUB ASSIST PRG	370,782	0	0	0
<i>Total Intergovernmental Revenues</i>			370,782	0	0	0
<b>Total 2390 Substance Abuse Prevention and Treatment (SAPT)</b>			<b>376,386</b>	<b>0</b>	<b>0</b>	<b>0</b>

# County of Marin

## Detail of Additional Financing Sources by Fund and Account Governmental Funds Fiscal Year 2022-23

Fund Name	Financing Source Category	Financing Source Account	2020-21 Actual	2021-22 Estimated	2022-23 Recommended	2022-23 Adopted by the Board of Supervisors
1	2	3	4	5	6	7

**2400 Project Independence**

*Use of Money and Property*

	441115 INVESTMT INCOME-INT POOLED	6	1	0	0
	441135 INVESTMT INCOME-UNREALIZD GAIN	(5)	0	0	0

	<i>Total Use of Money and Property</i>	1	1	0	0
--	--	---	---	---	---

*Intergovernmental Revenues*

	452610 FEDERAL-OTHER	0	0	0	0
--	----------------------	---	---	---	---

	<i>Total Intergovernmental Revenues</i>	0	0	0	0
--	---	---	---	---	---

*Miscellaneous Revenues*

	470320 MIS REV-CANCEL WRNTS AND CHECK	0	0	0	0
--	---------------------------------------	---	---	---	---

	<i>Total Miscellaneous Revenues</i>	0	0	0	0
--	-------------------------------------	---	---	---	---

*Other Financing Sources*

	480210 TRANSFERS-IN	0	0	0	0
--	---------------------	---	---	---	---

	<i>Total Other Financing Sources</i>	0	0	0	0
--	--------------------------------------	---	---	---	---

	<b>Total 2400 Project Independence</b>	<b>1</b>	<b>1</b>	<b>0</b>	<b>0</b>
--	--	----------	----------	----------	----------

**2410 Realignment - CalWORKS MOE**

*Use of Money and Property*

	441115 INVESTMT INCOME-INT POOLED	7	1	0	0
	441135 INVESTMT INCOME-UNREALIZD GAIN	(5)	0	0	0

# County of Marin

## Detail of Additional Financing Sources by Fund and Account Governmental Funds Fiscal Year 2022-23

Fund Name	Financing Source Category	Financing Source Account	2020-21 Actual	2021-22 Estimated	2022-23 Recommended	2022-23 Adopted by the Board of Supervisors
1	2	3	4	5	6	7
<i>Total Use of Money and Property</i>			2	1	0	0
<i>Intergovernmental Revenues</i>						
	451310	STATE-PUBLIC ASSIST PRG	2,263,915	2,476,734	2,539,195	2,539,195
	451810	STATE - HEALTH	0	0	0	0
	451950	STATE-OTH-REALGMENT VLF	0	0	0	0
	452210	FEDERAL-PUB ASSIST PRG	0	0	0	0
<i>Total Intergovernmental Revenues</i>			2,263,915	2,476,734	2,539,195	2,539,195
<b>Total 2410 Realignment - CalWORKS MOE</b>			<b>2,263,917</b>	<b>2,476,735</b>	<b>2,539,195</b>	<b>2,539,195</b>
<b>2420 DHCS Intergovernmental Transfer Agreement</b>						
<i>Use of Money and Property</i>						
	441115	INVESTMT INCOME-INT POOLED	8,210	654	0	0
	441135	INVESTMT INCOME-UNREALIZD GAIN	(6,280)	0	0	0
<i>Total Use of Money and Property</i>			1,930	654	0	0
<i>Intergovernmental Revenues</i>						
	452210	FEDERAL-PUB ASSIST PRG	0	0	0	0
	452610	FEDERAL-OTHER	0	0	0	0
	452613	FEDERAL-PARTNERSHIP HEALTH	0	0	0	0
<i>Total Intergovernmental Revenues</i>			0	0	0	0

# County of Marin

## Detail of Additional Financing Sources by Fund and Account Governmental Funds Fiscal Year 2022-23

Fund Name	Financing Source Category	Financing Source Account	2020-21 Actual	2021-22 Estimated	2022-23 Recommended	2022-23 Adopted by the Board of Supervisors
1	2	3	4	5	6	7
<b>Total 2420 DHCS Intergovernmental Transfer Agreement</b>			<b>1,930</b>	<b>654</b>	<b>0</b>	<b>0</b>
<b>2430 Vital Statistics (SB 1535)</b>						
<i>Use of Money and Property</i>						
	441115	INVESTMT INCOME-INT POOLED	3,106	328	0	0
	441135	INVESTMT INCOME-UNREALIZD GAIN	(2,270)	0	0	0
<i>Total Use of Money and Property</i>			836	328	0	0
<i>Charges for Current Services</i>						
	461310	RECORDING FEES	50,622	52,311	8,500	8,500
<i>Total Charges for Current Services</i>			50,622	52,311	8,500	8,500
<b>Total 2430 Vital Statistics (SB 1535)</b>			<b>51,458</b>	<b>52,639</b>	<b>8,500</b>	<b>8,500</b>
<b>2440 Andrea Fox Fund</b>						
<i>Use of Money and Property</i>						
	441115	INVESTMT INCOME-INT POOLED	140	13	0	0
	441135	INVESTMT INCOME-UNREALIZD GAIN	(105)	0	0	0
<i>Total Use of Money and Property</i>			35	13	0	0
<b>Total 2440 Andrea Fox Fund</b>			<b>35</b>	<b>13</b>	<b>0</b>	<b>0</b>
<b>2450 Child Car Seat Program</b>						
<i>Fines, Forfeitures, and Penalties</i>						
	431110	VEHICLE CODE FINE	1,051	1,265	0	0

# County of Marin

## Detail of Additional Financing Sources by Fund and Account Governmental Funds Fiscal Year 2022-23

Fund Name	Financing Source Category	Financing Source Account	2020-21 Actual	2021-22 Estimated	2022-23 Recommended	2022-23 Adopted by the Board of Supervisors
1	2	3	4	5	6	7
<i>Total Fines, Forfeitures, and Penalties</i>			1,051	1,265	0	0
<i>Use of Money and Property</i>						
	441115	INVESTMT INCOME-INT POOLED	76	8	0	0
	441135	INVESTMT INCOME-UNREALIZD GAIN	(66)	0	0	0
<i>Total Use of Money and Property</i>			10	8	0	0
<b>Total 2450 Child Car Seat Program</b>			<b>1,061</b>	<b>1,273</b>	<b>0</b>	<b>0</b>
<b>2460 POST - Death Certificates</b>						
<i>Use of Money and Property</i>						
	441115	INVESTMT INCOME-INT POOLED	225	24	0	0
	441135	INVESTMT INCOME-UNREALIZD GAIN	(165)	0	0	0
<i>Total Use of Money and Property</i>			60	24	0	0
<i>Charges for Current Services</i>						
	461310	RECORDING FEES	2,781	2,781	0	0
<i>Total Charges for Current Services</i>			2,781	2,781	0	0
<b>Total 2460 POST - Death Certificates</b>			<b>2,841</b>	<b>2,805</b>	<b>0</b>	<b>0</b>
<b>2470 Marin County Library</b>						
<i>Taxes</i>						
	411030	PROP TAX-CURR UNSEC	187,729	189,756	190,000	190,000

# County of Marin

## Detail of Additional Financing Sources by Fund and Account Governmental Funds Fiscal Year 2022-23

Fund Name	Financing Source Category	Financing Source Account	2020-21 Actual	2021-22 Estimated	2022-23 Recommended	2022-23 Adopted by the Board of Supervisors
1	2	3	4	5	6	7
		411110 PROP TAX-CUR SECURED	9,893,956	10,337,055	10,650,000	10,650,000
		411115 PROP TAX-CURR SEC-UNI	62,762	77,669	60,000	60,000
		411125 PROP TAX CUR SEC SPL BEN TAX	1,787,957	1,786,406	1,790,000	1,790,000
		411135 PROP TAX- PRIOR UNSEC	5,618	10,843	7,000	7,000
		411210 SUPP PROP TAX-CURR	205,867	357,090	170,000	170,000
		411215 SUPP PROP TAX-CURR-UNSEC	3,927	7,793	4,000	4,000
		411310 SUPP PROP TAX-PRIOR-REDEM	6,770	5,870	5,000	5,000
		411410 RESIDUAL PROP TAX-RPTTF (ABX1)	160,930	180,435	120,000	120,000
		411510 PASTHRU PRTAX HMILTNRDATA I	46,948	53,458	40,000	40,000
		411515 PSTHRU PROP TX-NOV DNTWN RDA	30,675	33,752	25,000	25,000
		411520 PSTHRU PROP TX-NO HAMILTON RDA	43,535	51,917	40,000	40,000
		411540 PASS THRU PROP TX NV VNOK RDA	0	0	0	0
		411810 OTH TAX-CURR ERAF REV	123,017	360,876	125,000	125,000
		411820 OTH TAX-EXCES ERAF	2,338,836	2,653,639	2,000,000	2,000,000
		460120 TAX COL FEES ADM (CTRA)	(62,530)	(62,529)	(50,000)	(50,000)
		460150 SB2557 ADMIN FEE (CONTRA)	(141,209)	(132,365)	(75,000)	(75,000)
<b>Total Taxes</b>			<b>14,694,788</b>	<b>15,911,665</b>	<b>15,101,000</b>	<b>15,101,000</b>
<b>Use of Money and Property</b>						
		441115 INVESTMT INCOME-INT POOLED	50,440	5,581	50,000	50,000

# County of Marin

## Detail of Additional Financing Sources by Fund and Account Governmental Funds Fiscal Year 2022-23

Fund Name	Financing Source Category	Financing Source Account	2020-21 Actual	2021-22 Estimated	2022-23 Recommended	2022-23 Adopted by the Board of Supervisors
1	2	3	4	5	6	7
		441120 INVESTMT INCOME-ERAF INT	865	760	1,000	1,000
		441135 INVESTMT INCOME-UNREALIZD GAIN	(48,027)	0	0	0
<b>Total Use of Money and Property</b>			<b>3,278</b>	<b>6,341</b>	<b>51,000</b>	<b>51,000</b>
<b>Intergovernmental Revenues</b>						
		451150 STATE-INLIEU TX-CALTRN	656	652	600	600
		451910 STATE-HOMEOWNERS PROP TAX RLF	42,013	41,797	43,000	43,000
		451970 STATE-OTHER	0	0	0	0
		452510 FEDERAL-IN-LIEU TAXES	7	7	0	0
<b>Total Intergovernmental Revenues</b>			<b>42,676</b>	<b>42,456</b>	<b>43,600</b>	<b>43,600</b>
<b>Charges for Current Services</b>						
		461810 LIBRARY SERVICES	328	5,989	5,300	5,300
		462610 CHRGS FOR CUR SVCS-OTHER	61,158	62,381	65,000	65,000
		462650 OTHER-MICROGRAPHIC	522	3,571	2,000	2,000
		462690 OTHER - CONTRACT REV	591,662	618,759	550,000	550,000
<b>Total Charges for Current Services</b>			<b>653,670</b>	<b>690,700</b>	<b>622,300</b>	<b>622,300</b>
<b>Miscellaneous Revenues</b>						
		470310 MISC REVENUES	18,106	8,520	10,000	10,000
		470320 MIS REV-CANCEL WRNTS AND CHECK	0	0	0	0
		470330 MIS REV-CONTRI AND DONATIONS	190,744	82,589	25,100	25,100

# County of Marin

## Detail of Additional Financing Sources by Fund and Account Governmental Funds Fiscal Year 2022-23

Fund Name	Financing Source Category	Financing Source Account	2020-21 Actual	2021-22 Estimated	2022-23 Recommended	2022-23 Adopted by the Board of Supervisors
1	2	3	4	5	6	7
<i>Total Miscellaneous Revenues</i>			208,850	91,109	35,100	35,100
<i>Other Financing Sources</i>						
	480210	TRANSFERS-IN	2,920,331	2,341,102	2,388,000	2,388,000
<i>Total Other Financing Sources</i>			2,920,331	2,341,102	2,388,000	2,388,000
<b>Total 2470 Marin County Library</b>			<b>18,523,593</b>	<b>19,083,373</b>	<b>18,241,000</b>	<b>18,241,000</b>
<b>2480 Marin County Free Library Measure A</b>						
<i>Taxes</i>						
	411125	PROP TAX CUR SEC SPL BEN TAX	2,689,034	2,718,156	2,800,000	2,800,000
	460120	TAX COL FEES ADM (CTRA)	(43,822)	(43,740)	0	0
<i>Total Taxes</i>			2,645,212	2,674,416	2,800,000	2,800,000
<i>Use of Money and Property</i>						
	441115	INVESTMT INCOME-INT POOLED	7,629	1,046	0	0
	441135	INVESTMT INCOME-UNREALIZD GAIN	(5,109)	0	0	0
<i>Total Use of Money and Property</i>			2,520	1,046	0	0
<b>Total 2480 Marin County Free Library Measure A</b>			<b>2,647,732</b>	<b>2,675,462</b>	<b>2,800,000</b>	<b>2,800,000</b>
<b>2490 Marin County Library Trust</b>						
<i>Use of Money and Property</i>						
	441115	INVESTMT INCOME-INT POOLED	3,014	356	0	0



## County of Marin

### Detail of Additional Financing Sources by Fund and Account Governmental Funds Fiscal Year 2022-23

Fund Name	Financing Source Category	Financing Source Account	2020-21 Actual	2021-22 Estimated	2022-23 Recommended	2022-23 Adopted by the Board of Supervisors
1	2	3	4	5	6	7
		441135 INVESTMT INCOME-UNREALIZD GAIN	(2,261)	0	0	0
<i>Total Use of Money and Property</i>			753	356	0	0
<i>Miscellaneous Revenues</i>						
		470330 MIS REV-CONTRI AND DONATIONS	109,500	0	0	0
<i>Total Miscellaneous Revenues</i>			109,500	0	0	0
<i>Other Financing Sources</i>						
		480210 TRANSFERS-IN	0	135,000	0	0
<i>Total Other Financing Sources</i>			0	135,000	0	0
<b>Total 2490 Marin County Library Trust</b>			<b>110,253</b>	<b>135,356</b>	<b>0</b>	<b>0</b>
<b>2500 Bolinas Library Trust</b>						
<i>Use of Money and Property</i>						
		441115 INVESTMT INCOME-INT POOLED	93	9	0	0
		441135 INVESTMT INCOME-UNREALIZD GAIN	(70)	0	0	0
<i>Total Use of Money and Property</i>			23	9	0	0
<b>Total 2500 Bolinas Library Trust</b>			<b>23</b>	<b>9</b>	<b>0</b>	<b>0</b>
<b>2510 Corte Madera Library - A. Cello Fund</b>						
<i>Use of Money and Property</i>						
		441115 INVESTMT INCOME-INT POOLED	2,286	216	0	0

# County of Marin

## Detail of Additional Financing Sources by Fund and Account Governmental Funds Fiscal Year 2022-23

Fund Name	Financing Source Category	Financing Source Account	2020-21 Actual	2021-22 Estimated	2022-23 Recommended	2022-23 Adopted by the Board of Supervisors
1	2	3	4	5	6	7
		441135 INVESTMT INCOME-UNREALIZD GAIN	(1,715)	0	0	0
<i>Total Use of Money and Property</i>			571	216	0	0
<b>Total 2510 Corte Madera Library - A. Cello Fund</b>			<b>571</b>	<b>216</b>	<b>0</b>	<b>0</b>
<b>2520 California Room Trust - Watkins Estate</b>						
<i>Use of Money and Property</i>						
		441115 INVESTMT INCOME-INT POOLED	384	36	0	0
		441135 INVESTMT INCOME-UNREALIZD GAIN	(288)	0	0	0
<i>Total Use of Money and Property</i>			96	36	0	0
<b>Total 2520 California Room Trust - Watkins Estate</b>			<b>96</b>	<b>36</b>	<b>0</b>	<b>0</b>
<b>2530 Stinson Beach Library Trust</b>						
<i>Use of Money and Property</i>						
		441115 INVESTMT INCOME-INT POOLED	187	18	0	0
		441135 INVESTMT INCOME-UNREALIZD GAIN	(140)	0	0	0
<i>Total Use of Money and Property</i>			47	18	0	0
<b>Total 2530 Stinson Beach Library Trust</b>			<b>47</b>	<b>18</b>	<b>0</b>	<b>0</b>
<b>2550 Luiz Ranch Endowment</b>						
<i>Use of Money and Property</i>						
		441115 INVESTMT INCOME-INT POOLED	0	0	0	0
		441135 INVESTMT INCOME-UNREALIZD GAIN	(3)	0	0	0

# County of Marin

## Detail of Additional Financing Sources by Fund and Account Governmental Funds Fiscal Year 2022-23

Fund Name	Financing Source Category	Financing Source Account	2020-21 Actual	2021-22 Estimated	2022-23 Recommended	2022-23 Adopted by the Board of Supervisors
1	2	3	4	5	6	7
<i>Total Use of Money and Property</i>			(3)	0	0	0
<b>Total 2550 Luiz Ranch Endowment</b>			<b>(3)</b>	<b>0</b>	<b>0</b>	<b>0</b>
<b>2560 Measure A - Parks &amp; Open Space</b>						
<i>Taxes</i>						
		411710 SALES AND USE TAX	15,547,563	13,219,549	0	0
<i>Total Taxes</i>			15,547,563	13,219,549	0	0
<i>Use of Money and Property</i>						
		441115 INVESTMT INCOME-INT POOLED	110,189	15,373	0	0
		441135 INVESTMT INCOME-UNREALIZD GAIN	(78,516)	0	0	0
<i>Total Use of Money and Property</i>			31,673	15,373	0	0
<i>Intergovernmental Revenues</i>						
		451970 STATE-OTHER	73,183	778,287	0	0
		452610 FEDERAL-OTHER	0	0	0	0
		453110 OTH-GOVERNMENTAL AGENCIES	0	0	0	0
<i>Total Intergovernmental Revenues</i>			73,183	778,287	0	0
<i>Charges for Current Services</i>						
		463110 INTERFUND REVENUE	0	0	0	0
<i>Total Charges for Current Services</i>			0	0	0	0

# County of Marin

## Detail of Additional Financing Sources by Fund and Account Governmental Funds Fiscal Year 2022-23

Fund Name	Financing Source Category	Financing Source Account	2020-21 Actual	2021-22 Estimated	2022-23 Recommended	2022-23 Adopted by the Board of Supervisors
1	2	3	4	5	6	7
<i>Miscellaneous Revenues</i>						
	470310	MISC REVENUES	11,025	0	0	0
	470320	MIS REV-CANCEL WRNTS AND CHECK	0	0	0	0
	470330	MIS REV-CONTRI AND DONATIONS	0	0	0	0
<i>Total Miscellaneous Revenues</i>			11,025	0	0	0
<i>Other Financing Sources</i>						
	480210	TRANSFERS-IN	164,331	900,000	0	0
<i>Total Other Financing Sources</i>			164,331	900,000	0	0
<b>Total 2560 Measure A - Parks &amp; Open Space</b>			<b>15,827,775</b>	<b>14,913,209</b>	<b>0</b>	<b>0</b>
<b>2570 Realignment - Juvenile Justice Crime Prevention</b>						
<i>Use of Money and Property</i>						
	441115	INVESTMT INCOME-INT POOLED	10,965	1,201	0	0
	441135	INVESTMT INCOME-UNREALIZD GAIN	(8,007)	0	0	0
<i>Total Use of Money and Property</i>			2,958	1,201	0	0
<i>Intergovernmental Revenues</i>						
	451930	STATE-COPS	1,102,189	1,129,847	1,171,636	1,171,636
<i>Total Intergovernmental Revenues</i>			1,102,189	1,129,847	1,171,636	1,171,636
<b>Total 2570 Realignment - Juvenile Justice Crime Prevention</b>			<b>1,105,147</b>	<b>1,131,048</b>	<b>1,171,636</b>	<b>1,171,636</b>

# County of Marin

## Detail of Additional Financing Sources by Fund and Account Governmental Funds Fiscal Year 2022-23

Fund Name	Financing Source Category	Financing Source Account	2020-21 Actual	2021-22 Estimated	2022-23 Recommended	2022-23 Adopted by the Board of Supervisors
1	2	3	4	5	6	7
<b>2580 Inmate Welfare Fund</b>						
<i>Use of Money and Property</i>						
		441110 INVESTMT INCOME-INT	3	3	0	0
		441115 INVESTMT INCOME-INT POOLED	9,235	769	0	0
		441135 INVESTMT INCOME-UNREALIZD GAIN	(7,109)	0	0	0
<i>Total Use of Money and Property</i>			2,129	772	0	0
<i>Charges for Current Services</i>						
		461610 INSTITUTIONAL CARE SVS	133,332	110,116	100,000	100,000
<i>Total Charges for Current Services</i>			133,332	110,116	100,000	100,000
<i>Miscellaneous Revenues</i>						
		470310 MISC REVENUES	(1,138)	0	0	0
<i>Total Miscellaneous Revenues</i>			(1,138)	0	0	0
<i>Other Financing Sources</i>						
		480210 TRANSFERS-IN	8,162	0	0	0
<i>Total Other Financing Sources</i>			8,162	0	0	0
<b>Total 2580 Inmate Welfare Fund</b>			<b>142,485</b>	<b>110,888</b>	<b>100,000</b>	<b>100,000</b>
<b>2590 DMV Vehicle Theft (PC 9250.14)</b>						
<i>Use of Money and Property</i>						
		441115 INVESTMT INCOME-INT POOLED	7,581	822	0	0

# County of Marin

## Detail of Additional Financing Sources by Fund and Account Governmental Funds Fiscal Year 2022-23

Fund Name	Financing Source Category	Financing Source Account	2020-21 Actual	2021-22 Estimated	2022-23 Recommended	2022-23 Adopted by the Board of Supervisors
1	2	3	4	5	6	7
		441135 INVESTMT INCOME-UNREALIZD GAIN	(5,447)	0	0	0
<i>Total Use of Money and Property</i>			2,134	822	0	0
<i>Intergovernmental Revenues</i>						
		451970 STATE-OTHER	240,951	236,490	241,414	241,414
<i>Total Intergovernmental Revenues</i>			240,951	236,490	241,414	241,414
<b>Total 2590 DMV Vehicle Theft (PC 9250.14)</b>			<b>243,085</b>	<b>237,312</b>	<b>241,414</b>	<b>241,414</b>
<b>2600 Suppl Lcl Law Enf - Rural Counties and COPS</b>						
<i>Use of Money and Property</i>						
		441115 INVESTMT INCOME-INT POOLED	27,572	2,884	0	0
		441135 INVESTMT INCOME-UNREALIZD GAIN	(20,395)	0	0	0
<i>Total Use of Money and Property</i>			7,177	2,884	0	0
<i>Intergovernmental Revenues</i>						
		451930 STATE-COPS	0	0	0	0
		451940 STATE-COPS-SMLL CTY RURL ENFOR	500,000	500,000	0	0
		451970 STATE-OTHER	0	0	0	0
<i>Total Intergovernmental Revenues</i>			500,000	500,000	0	0
<i>Charges for Current Services</i>						
		461250 LAW ENFOR SVS-CT OTH GVT AGEN	34,854	0	0	0

# County of Marin

## Detail of Additional Financing Sources by Fund and Account Governmental Funds Fiscal Year 2022-23

Fund Name	Financing Source Category	Financing Source Account	2020-21 Actual	2021-22 Estimated	2022-23 Recommended	2022-23 Adopted by the Board of Supervisors
1	2	3	4	5	6	7
		463110 INTERFUND REVENUE	0	0	0	0
<i>Total Charges for Current Services</i>			34,854	0	0	0
<i>Miscellaneous Revenues</i>						
		470310 MISC REVENUES	177	0	0	0
<i>Total Miscellaneous Revenues</i>			177	0	0	0
<i>Other Financing Sources</i>						
		480210 TRANSFERS-IN	0	0	0	0
<i>Total Other Financing Sources</i>			0	0	0	0
<b>Total 2600 Suppl Lcl Law Enf - Rural Counties and COPS</b>			<b>542,208</b>	<b>502,884</b>	<b>0</b>	<b>0</b>
<b>2610 Crime Prevention - DCEP</b>						
<i>Use of Money and Property</i>						
		441115 INVESTMT INCOME-INT POOLED	326	18	0	0
		441135 INVESTMT INCOME-UNREALIZD GAIN	(245)	0	0	0
<i>Total Use of Money and Property</i>			81	18	0	0
<i>Charges for Current Services</i>						
		462610 CHRGS FOR CUR SVCS-OTHER	0	0	0	0
		462690 OTHER - CONTRACT REV	0	0	15,000	15,000
<i>Total Charges for Current Services</i>			0	0	15,000	15,000

# County of Marin

## Detail of Additional Financing Sources by Fund and Account Governmental Funds Fiscal Year 2022-23

Fund Name	Financing Source Category	Financing Source Account	2020-21 Actual	2021-22 Estimated	2022-23 Recommended	2022-23 Adopted by the Board of Supervisors
1	2	3	4	5	6	7
<i>Miscellaneous Revenues</i>						
		470310 MISC REVENUES	0	0	0	0
<i>Total Miscellaneous Revenues</i>			0	0	0	0
<b>Total 2610 Crime Prevention - DCEP</b>			<b>81</b>	<b>18</b>	<b>15,000</b>	<b>15,000</b>
<b>2620 Writ Fee (GC 26746)</b>						
<i>Use of Money and Property</i>						
		441115 INVESTMT INCOME-INT POOLED	3,333	328	0	0
		441135 INVESTMT INCOME-UNREALIZD GAIN	(2,501)	0	0	0
<i>Total Use of Money and Property</i>			832	328	0	0
<i>Charges for Current Services</i>						
		460810 CIVIL PROCESSING SVS	16,292	17,385	0	0
<i>Total Charges for Current Services</i>			16,292	17,385	0	0
<b>Total 2620 Writ Fee (GC 26746)</b>			<b>17,124</b>	<b>17,713</b>	<b>0</b>	<b>0</b>
<b>2630 Asset Forfeiture</b>						
<i>Fines, Forfeitures, and Penalties</i>						
		431210 OTHER COURT FINES	0	0	0	0
<i>Total Fines, Forfeitures, and Penalties</i>			0	0	0	0
<i>Use of Money and Property</i>						
		441115 INVESTMT INCOME-INT POOLED	277	26	0	0



## County of Marin

### Detail of Additional Financing Sources by Fund and Account Governmental Funds Fiscal Year 2022-23

Fund Name	Financing Source Category	Financing Source Account	2020-21 Actual	2021-22 Estimated	2022-23 Recommended	2022-23 Adopted by the Board of Supervisors
1	2	3	4	5	6	7
		441135 INVESTMT INCOME-UNREALIZD GAIN	(208)	0	0	0
<i>Total Use of Money and Property</i>			69	26	0	0
<i>Miscellaneous Revenues</i>						
		470310 MISC REVENUES	0	0	0	0
<i>Total Miscellaneous Revenues</i>			0	0	0	0
<b>Total 2630 Asset Forfeiture</b>			<b>69</b>	<b>26</b>	<b>0</b>	<b>0</b>
<b>2640 Auto Finger ID (GC 76102)</b>						
<i>Fines, Forfeitures, and Penalties</i>						
		431210 OTHER COURT FINES	778	846	0	0
<i>Total Fines, Forfeitures, and Penalties</i>			778	846	0	0
<i>Use of Money and Property</i>						
		441115 INVESTMT INCOME-INT POOLED	17,120	1,652	0	0
		441135 INVESTMT INCOME-UNREALIZD GAIN	(12,612)	0	0	0
<i>Total Use of Money and Property</i>			4,508	1,652	0	0
<i>Intergovernmental Revenues</i>						
		451970 STATE-OTHER	242,495	238,014	394,587	394,587
<i>Total Intergovernmental Revenues</i>			242,495	238,014	394,587	394,587
<i>Other Financing Sources</i>						

# County of Marin

## Detail of Additional Financing Sources by Fund and Account Governmental Funds Fiscal Year 2022-23

Fund Name	Financing Source Category	Financing Source Account	2020-21 Actual	2021-22 Estimated	2022-23 Recommended	2022-23 Adopted by the Board of Supervisors
1	2	3	4	5	6	7
		480210 TRANSFERS-IN	0	336,492	0	0
<i>Total Other Financing Sources</i>			0	336,492	0	0
<b>Total 2640 Auto Finger ID (GC 76102)</b>			<b>247,781</b>	<b>577,004</b>	<b>394,587</b>	<b>394,587</b>
<b>2650 Local Law Enforcement Block Grant</b>						
<i>Use of Money and Property</i>						
		441115 INVESTMT INCOME-INT POOLED	1,032	98	0	0
		441135 INVESTMT INCOME-UNREALIZD GAIN	(774)	0	0	0
<i>Total Use of Money and Property</i>			258	98	0	0
<b>Total 2650 Local Law Enforcement Block Grant</b>			<b>258</b>	<b>98</b>	<b>0</b>	<b>0</b>
<b>2660 Civil Paper Service Fee (GC 26731)</b>						
<i>Use of Money and Property</i>						
		441115 INVESTMT INCOME-INT POOLED	2,756	272	0	0
		441135 INVESTMT INCOME-UNREALIZD GAIN	(2,054)	0	0	0
<i>Total Use of Money and Property</i>			702	272	0	0
<i>Charges for Current Services</i>						
		460810 CIVIL PROCESSING SVS	14,814	22,266	0	0
<i>Total Charges for Current Services</i>			14,814	22,266	0	0
<b>Total 2660 Civil Paper Service Fee (GC 26731)</b>			<b>15,516</b>	<b>22,538</b>	<b>0</b>	<b>0</b>

# County of Marin

## Detail of Additional Financing Sources by Fund and Account Governmental Funds Fiscal Year 2022-23

Fund Name	Financing Source Category	Financing Source Account	2020-21 Actual	2021-22 Estimated	2022-23 Recommended	2022-23 Adopted by the Board of Supervisors
1	2	3	4	5	6	7
<b>2670 Realignment - Public Safety</b>						
<i>Use of Money and Property</i>						
	441115	INVESTMT INCOME-INT POOLED	84,315	9,907	0	0
	441135	INVESTMT INCOME-UNREALIZD GAIN	(59,809)	0	0	0
<i>Total Use of Money and Property</i>			24,506	9,907	0	0
<i>Intergovernmental Revenues</i>						
	451210	STATE-PUB ASSIST ADMIN	0	0	169,891	169,891
	451850	STATE-JVENLE RENTRY GR SB 1020	0	0	0	0
	451860	STATE-CORRECTIONS	0	0	0	0
	451970	STATE-OTHER	0	0	0	0
	451990	STATE REALIGN-PUB SAFETY AB	7,040,478	8,541,491	6,516,796	6,516,796
<i>Total Intergovernmental Revenues</i>			7,040,478	8,541,491	6,686,687	6,686,687
<i>Miscellaneous Revenues</i>						
	470310	MISC REVENUES	621	0	0	0
	470320	MIS REV-CANCEL WRNTS AND CHECK	0	0	0	0
<i>Total Miscellaneous Revenues</i>			621	0	0	0
<i>Other Financing Sources</i>						
	480210	TRANSFERS-IN	72,559	0	0	0
<i>Total Other Financing Sources</i>			72,559	0	0	0

# County of Marin

## Detail of Additional Financing Sources by Fund and Account Governmental Funds Fiscal Year 2022-23

Fund Name	Financing Source Category	Financing Source Account	2020-21 Actual	2021-22 Estimated	2022-23 Recommended	2022-23 Adopted by the Board of Supervisors
1	2	3	4	5	6	7
<b>Total 2670 Realignment - Public Safety</b>			<b>7,138,164</b>	<b>8,551,398</b>	<b>6,686,687</b>	<b>6,686,687</b>
<b>2680 Realignment - SB 1020</b>						
<i>Use of Money and Property</i>						
	441115	INVESTMT INCOME-INT POOLED	97,806	13,274	0	0
	441135	INVESTMT INCOME-UNREALIZD GAIN	(60,102)	0	0	0
<i>Total Use of Money and Property</i>			37,704	13,274	0	0
<i>Intergovernmental Revenues</i>						
	451210	STATE-PUB ASSIST ADMIN	443,188	508,043	433,496	433,496
	451315	STATE-PUB ASSIST PRG-CAPIT	129,197	148,103	131,760	131,760
	451320	STATE - PA PROGRAM -FOSTER CARE	2,059,449	2,360,823	2,014,410	2,014,410
	451325	STATE PUB ASSIST CHILD WEL SVS	3,209,160	3,678,780	3,138,977	3,138,977
	451330	STATE -PA ADULT PRORECTV SVC	659,884	756,450	645,453	645,453
	451335	STATE-PA PROGRAM - FOSTR CARE	73,683	84,466	79,810	79,810
	451340	STATE - PA PROGRAM-ADOPT	1,798,543	2,061,737	1,759,209	1,759,209
	451610	STATE - MENTAL HEALTH	3,349,895	4,825,324	3,062,011	3,062,011
	451810	STATE - HEALTH	2,625,126	3,781,336	2,010,657	2,010,657
	451815	STATE - PERINATAL	728,485	728,485	728,485	728,485
	451830	STATE - CIVIL DEFENSE	95,235	126,988	0	0
	451850	STATE-JVENLE RENTRY GR SB 1020	0	0	0	0

# County of Marin

## Detail of Additional Financing Sources by Fund and Account Governmental Funds Fiscal Year 2022-23

Fund Name	Financing Source Category	Financing Source Account	2020-21 Actual	2021-22 Estimated	2022-23 Recommended	2022-23 Adopted by the Board of Supervisors
1	2	3	4	5	6	7
		451860 STATE-CORRECTIONS	0	0	0	0
		451970 STATE-OTHER	0	0	0	0
		451990 STATE REALIGN-PUB SAFETY AB	95,235	136,706	166,500	166,500
<i>Total Intergovernmental Revenues</i>			15,267,080	19,197,241	14,170,768	14,170,768
<b>Total 2680 Realignment - SB 1020</b>			<b>15,304,784</b>	<b>19,210,515</b>	<b>14,170,768</b>	<b>14,170,768</b>
<b>2690 Realignment - Juvenile Justice YOBG</b>						
<i>Use of Money and Property</i>						
		441115 INVESTMT INCOME-INT POOLED	10,450	1,246	0	0
		441135 INVESTMT INCOME-UNREALIZD GAIN	(6,937)	0	0	0
<i>Total Use of Money and Property</i>			3,513	1,246	0	0
<i>Intergovernmental Revenues</i>						
		451850 STATE-JVENLE RENTRY GR SB 1020	0	0	0	0
		451860 STATE-CORRECTIONS	0	0	0	0
		451930 STATE-COPS	322,376	348,280	0	0
		451970 STATE-OTHER	727,487	912,688	954,963	954,963
		451990 STATE REALIGN-PUB SAFETY AB	0	0	0	0
		452610 FEDERAL-OTHER	0	0	0	0
<i>Total Intergovernmental Revenues</i>			1,049,863	1,260,968	954,963	954,963
<i>Miscellaneous Revenues</i>						

# County of Marin

## Detail of Additional Financing Sources by Fund and Account Governmental Funds Fiscal Year 2022-23

Fund Name	Financing Source Category	Financing Source Account	2020-21 Actual	2021-22 Estimated	2022-23 Recommended	2022-23 Adopted by the Board of Supervisors
1	2	3	4	5	6	7
		470310 MISC REVENUES	0	0	0	0
		<i>Total Miscellaneous Revenues</i>	0	0	0	0
		<i>Other Financing Sources</i>				
		480210 TRANSFERS-IN	0	0	0	0
		<i>Total Other Financing Sources</i>	0	0	0	0
		<b>Total 2690 Realignment - Juvenile Justice YOBG</b>	<b>1,053,376</b>	<b>1,262,214</b>	<b>954,963</b>	<b>954,963</b>
		<b>2700 Countywide Grants</b>				
		<i>Use of Money and Property</i>				
		441135 INVESTMT INCOME-UNREALIZD GAIN	620	0	0	0
		<i>Total Use of Money and Property</i>	620	0	0	0
		<i>Intergovernmental Revenues</i>				
		451970 STATE-OTHER	354,323	725,398	282,837	282,837
		452610 FEDERAL-OTHER	196,930	884,587	381,668	381,668
		453110 OTH-GOVERNMENTAL AGENCIES	0	10,600	0	0
		<i>Total Intergovernmental Revenues</i>	551,253	1,620,585	664,505	664,505
		<i>Miscellaneous Revenues</i>				
		470310 MISC REVENUES	0	0	0	0
		470320 MIS REV-CANCEL WRNTS AND CHECK	0	0	0	0

# County of Marin

## Detail of Additional Financing Sources by Fund and Account Governmental Funds Fiscal Year 2022-23

Fund Name	Financing Source Category	Financing Source Account	2020-21 Actual	2021-22 Estimated	2022-23 Recommended	2022-23 Adopted by the Board of Supervisors
1	2	3	4	5	6	7
		470330 MIS REV-CONTRI AND DONATIONS	0	0	0	0
<i>Total Miscellaneous Revenues</i>			0	0	0	0
<i>Other Financing Sources</i>						
		480210 TRANSFERS-IN	0	0	0	0
<i>Total Other Financing Sources</i>			0	0	0	0
<b>Total 2700 Countywide Grants</b>			<b>551,873</b>	<b>1,620,585</b>	<b>664,505</b>	<b>664,505</b>
<b>2720 Dispute Resolution (BP 470.3)</b>						
<i>Use of Money and Property</i>						
		441115 INVESTMT INCOME-INT POOLED	90	19	0	0
		441135 INVESTMT INCOME-UNREALIZD GAIN	(36)	0	0	0
<i>Total Use of Money and Property</i>			54	19	0	0
<i>Miscellaneous Revenues</i>						
		470310 MISC REVENUES	26,443	31,063	0	0
<i>Total Miscellaneous Revenues</i>			26,443	31,063	0	0
<b>Total 2720 Dispute Resolution (BP 470.3)</b>			<b>26,497</b>	<b>31,082</b>	<b>0</b>	<b>0</b>
<b>2730 Criminal Justice Facilities (GC 76101)</b>						
<i>Fines, Forfeitures, and Penalties</i>						
		431210 OTHER COURT FINES	253,161	281,814	540,000	540,000

# County of Marin

## Detail of Additional Financing Sources by Fund and Account Governmental Funds Fiscal Year 2022-23

Fund Name	Financing Source Category	Financing Source Account	2020-21 Actual	2021-22 Estimated	2022-23 Recommended	2022-23 Adopted by the Board of Supervisors
1	2	3	4	5	6	7
<i>Total Fines, Forfeitures, and Penalties</i>			253,161	281,814	540,000	540,000
<i>Use of Money and Property</i>						
		441115 INVESTMT INCOME-INT POOLED	439	(81)	0	0
		441135 INVESTMT INCOME-UNREALIZD GAIN	(111)	0	0	0
<i>Total Use of Money and Property</i>			328	(81)	0	0
<b>Total 2730 Criminal Justice Facilities (GC 76101)</b>			<b>253,489</b>	<b>281,733</b>	<b>540,000</b>	<b>540,000</b>
<b>2740 Real Estate Fraud (GC 27388)</b>						
<i>Fines, Forfeitures, and Penalties</i>						
		431310 FORFEITURES AND PENALTIES	0	0	243,243	243,243
<i>Total Fines, Forfeitures, and Penalties</i>			0	0	243,243	243,243
<i>Use of Money and Property</i>						
		441115 INVESTMT INCOME-INT POOLED	4,026	760	0	0
		441135 INVESTMT INCOME-UNREALIZD GAIN	(2,426)	0	0	0
<i>Total Use of Money and Property</i>			1,600	760	0	0
<i>Charges for Current Services</i>						
		461310 RECORDING FEES	649,557	398,736	0	0
<i>Total Charges for Current Services</i>			649,557	398,736	0	0
<i>Miscellaneous Revenues</i>						



# County of Marin

## Detail of Additional Financing Sources by Fund and Account Governmental Funds Fiscal Year 2022-23

Fund Name 1	Financing Source Category 2	Financing Source Account 3	2020-21 Actual 4	2021-22 Estimated 5	2022-23 Recommended 6	2022-23 Adopted by the Board of Supervisors 7
		470310 MISC REVENUES	(182,948)	0	0	0
		<i>Total Miscellaneous Revenues</i>	(182,948)	0	0	0
<b>Total 2740 Real Estate Fraud (GC 27388)</b>			<b>468,209</b>	<b>399,496</b>	<b>243,243</b>	<b>243,243</b>
<b>2770 HUD HOME Prog Inc</b>						
<i>Use of Money and Property</i>						
		441115 INVESTMT INCOME-INT POOLED	0	0	0	0
		441135 INVESTMT INCOME-UNREALIZD GAIN	(857)	0	0	0
		<i>Total Use of Money and Property</i>	(857)	0	0	0
<i>Intergovernmental Revenues</i>						
		452515 FEDERAL-OTHER - HUD	447,515	993,450	801,830	801,830
		<i>Total Intergovernmental Revenues</i>	447,515	993,450	801,830	801,830
<b>Total 2770 HUD HOME Prog Inc</b>			<b>446,658</b>	<b>993,450</b>	<b>801,830</b>	<b>801,830</b>
<b>2780 Treasury AFMLS - Equitable Sharing Prgm</b>						
<i>Use of Money and Property</i>						
		441115 INVESTMT INCOME-INT POOLED	168	15	0	0
		441135 INVESTMT INCOME-UNREALIZD GAIN	(126)	0	0	0
		<i>Total Use of Money and Property</i>	42	15	0	0
<i>Other Financing Sources</i>						

## County of Marin

### Detail of Additional Financing Sources by Fund and Account Governmental Funds Fiscal Year 2022-23

Fund Name	Financing Source Category	Financing Source Account	2020-21 Actual	2021-22 Estimated	2022-23 Recommended	2022-23 Adopted by the Board of Supervisors
1	2	3	4	5	6	7
		480210 TRANSFERS-IN	0	0	0	0
		<i>Total Other Financing Sources</i>	0	0	0	0
<b>Total 2780 Treasury AFMLS - Equitable Sharing Prgm</b>			<b>42</b>	<b>15</b>	<b>0</b>	<b>0</b>
<b>2790 SB678 Community Correction Performance</b>						
<i>Use of Money and Property</i>						
		441115 INVESTMT INCOME-INT POOLED	17,855	1,772	0	0
		441135 INVESTMT INCOME-UNREALIZD GAIN	(12,190)	0	0	0
		<i>Total Use of Money and Property</i>	5,665	1,772	0	0
<i>Intergovernmental Revenues</i>						
		451860 STATE-CORRECTIONS	1,036,638	1,031,702	1,226,120	1,226,120
		<i>Total Intergovernmental Revenues</i>	1,036,638	1,031,702	1,226,120	1,226,120
<b>Total 2790 SB678 Community Correction Performance</b>			<b>1,042,303</b>	<b>1,033,474</b>	<b>1,226,120</b>	<b>1,226,120</b>
<b>2800 Health and Human Services Operating</b>						
<i>Licenses, Permits and Franchises</i>						
		421750 OTH LIC PERM-MED MARIJUANA	5,100	4,450	5,000	5,000
		<i>Total Licenses, Permits and Franchises</i>	5,100	4,450	5,000	5,000
<i>Fines, Forfeitures, and Penalties</i>						
		431115 VEHICLE CODE FINE-STATHAM	15,203	9,966	38,880	38,880

# County of Marin

## Detail of Additional Financing Sources by Fund and Account Governmental Funds Fiscal Year 2022-23

Fund Name	Financing Source Category	Financing Source Account	2020-21 Actual	2021-22 Estimated	2022-23 Recommended	2022-23 Adopted by the Board of Supervisors
1	2	3	4	5	6	7
		431210 OTHER COURT FINES	4,608	3,168	12,000	12,000
<b>Total Fines, Forfeitures, and Penalties</b>			19,811	13,134	50,880	50,880
<b>Use of Money and Property</b>						
		441110 INVESTMT INCOME-INT	18,483	2,983	8,000	8,000
		441115 INVESTMT INCOME-INT POOLED	914	0	0	0
		441135 INVESTMT INCOME-UNREALIZD GAIN	(54,009)	0	0	0
		441215 RENTS AND CONCESSIONS-PROP	0	0	0	0
<b>Total Use of Money and Property</b>			(34,612)	2,983	8,000	8,000
<b>Intergovernmental Revenues</b>						
		451120 STATE-BUS LIC TAX HIWAY CAR	0	0	0	0
		451210 STATE-PUB ASSIST ADMIN	4,771,384	4,712,660	5,488,823	5,488,823
		451211 STATE-IN HOME SUPPORT SERVICES	5,853,953	5,701,116	2,784,204	2,784,204
		451212 STATE-CAL WORKS	1,933,793	2,869,758	3,614,857	3,614,857
		451213 STATE-CAL WORKS SUBST ABUSE	2,857	2,643	213,946	213,946
		451214 STATE MEDI-CAL	14,105,352	17,146,658	13,617,887	13,617,887
		451310 STATE-PUBLIC ASSIST PRG	646,181	3,345,227	1,078,591	1,078,591
		451315 STATE-PUB ASSIST PRG-CAPIT	0	0	0	0
		451320 STATE - PA PROGRM -FOSTER CARE	3,913	0	0	0
		451325 STATE PUB ASSIST CHILD WEL SVS	1,265,533	557,329	1,173,345	1,173,345

# County of Marin

## Detail of Additional Financing Sources by Fund and Account Governmental Funds Fiscal Year 2022-23

Fund Name	Financing Source Category	Financing Source Account	2020-21 Actual	2021-22 Estimated	2022-23 Recommended	2022-23 Adopted by the Board of Supervisors
1	2	3	4	5	6	7
		451330 STATE -PA ADULT PRORECTV SVC	1,394	0	0	0
		451340 STATE - PA PROGRAM-ADOPT	208,254	21,639	0	0
		451410 STATE-HEALTH ADMIN	240,337	723,779	395,605	395,605
		451510 STATE-CALIFORNIA CHILDREN SVS	887,034	1,068,482	354,495	354,495
		451610 STATE - MENTAL HEALTH	1,174,987	851,158	493,152	493,152
		451710 STATE-TUBERCULOSIS CONTROL	42,570	41,509	42,571	42,571
		451810 STATE - HEALTH	361,006	556,231	148,796	148,796
		451880 STATE-VETERANS' AFFAIRS	44,149	55,050	46,389	46,389
		451970 STATE-OTHER	1,428,587	1,383,876	2,735,162	2,735,162
		451975 STATE-PY FUNDING	0	0	0	0
		452110 FEDERAL-PUB ASSIST ADMIN	9,523,204	11,674,295	10,032,787	10,032,787
		452111 FEDERAL-PROMO SAFE STABLE FMLY	117,117	132,251	151,287	151,287
		452112 FEDERAL-IND LIVING SKILLS PRG	63,292	77,331	137,975	137,975
		452210 FEDERAL-PUB ASSIST PRG	5,424,961	6,085,539	6,622,160	6,622,160
		452211 FED-IN HOME SUPPORT SERVICES	0	0	1,557,618	1,557,618
		452212 FEDERAL-CAL WORKS ASST	1,927,478	1,312,725	2,967,377	2,967,377
		452213 FEDERAL-ADOPTIONS	1,197,977	1,252,534	1,035,136	1,035,136
		452214 FEDERAL-MEDI-CAL	24,221,572	16,481,347	17,382,236	17,382,236
		452215 FEDERAL-CHILD WELFARE SVCS	3,096,493	4,364,904	4,917,099	4,917,099

# County of Marin

## Detail of Additional Financing Sources by Fund and Account Governmental Funds Fiscal Year 2022-23

Fund Name	Financing Source Category	Financing Source Account	2020-21 Actual	2021-22 Estimated	2022-23 Recommended	2022-23 Adopted by the Board of Supervisors
1	2	3	4	5	6	7
	452216	FEDERAL-EMRG AST-FOSTER CARE	680,066	699,953	712,184	712,184
	452217	FEDERAL-REFUGEE ASSITANCE	0	0	5,000	5,000
	452250	FEDERAL-PY FUNDING	540,516	531,844	0	0
	452251	FEDERAL-MEDCAL PRIOR YR FUNDIN	1,380,668	754,850	0	0
	452310	FEDERAL-HEALTH ADMINISTRATION	1,455,503	2,292,498	2,790,220	2,790,220
	452610	FEDERAL-OTHER	12,216,954	15,973,242	12,700,860	12,700,860
	452613	FEDERAL-PARTNERSHIP HEALTH	93,196	0	0	0
	453110	OTH-GOVERNMENTAL AGENCIES	6,171,196	4,577,301	440,997	440,997
<b>Total Intergovernmental Revenues</b>			<b>101,081,477</b>	<b>105,247,729</b>	<b>93,640,759</b>	<b>93,640,759</b>
<b>Charges for Current Services</b>						
	460315	AUDITING AND ACCT FEES-BONDS	11,276	4,486	47,000	47,000
	460610	LEGAL SERVICES	68,888	65,594	88,000	88,000
	460910	ESTATE FEES	16,907	104,950	101,000	101,000
	461215	LAW ENFORCEMENT SERVICES-DUI	3,180	8,960	19,800	19,800
	461310	RECORDING FEES	232,267	233,862	149,064	149,064
	461320	REC FEES-DEATH CERTI	5,562	5,562	6,800	6,800
	461410	HEALTH FEES	72,500	72,500	72,500	72,500
	461415	HEALTH FEES-CERT FEES	8,850	835	10,362	10,362
	461420	HEALTH FEES-MEDICARE REVENUE	185,581	235,588	61,000	61,000

# County of Marin

## Detail of Additional Financing Sources by Fund and Account Governmental Funds Fiscal Year 2022-23

Fund Name	Financing Source Category	Financing Source Account	2020-21 Actual	2021-22 Estimated	2022-23 Recommended	2022-23 Adopted by the Board of Supervisors
1	2	3	4	5	6	7
		461425 HEALTH FEES-HEALTHY FAMILIES	0	0	0	0
		461430 HEALTH FEES-PVT INS	0	0	0	0
		461435 HEALTH FEES-PATIENT FEES	156,490	235,166	244,000	244,000
		461440 HEALTH FEES-LAB FEES	0	0	0	0
		461445 HEALTH FEES-HEALTH KIDS	0	0	0	0
		461450 MENTAL HEALTH SERVICES	187,354	189,678	5,000	5,000
		461455 MENTAL HEALTH SVS-INS	216,136	261,199	143,537	143,537
		461460 CALIFORNIA CHILDREN SVS	0	0	0	0
		461625 INST CARE SVS-GEN ASSIST REIM	0	0	0	0
		461635 INST CARE AND SVS-REIM PVT	55,000	0	33,755	33,755
		461710 EDUCATIONAL SERVICES	35,397	41,109	12,138	12,138
		462690 OTHER - CONTRACT REV	7,072	3,127	0	0
		463445 INTERFUND REVENUE-SAL GRANT	0	0	400,000	400,000
<b>Total Charges for Current Services</b>			<b>1,262,460</b>	<b>1,462,616</b>	<b>1,393,956</b>	<b>1,393,956</b>
<b>Miscellaneous Revenues</b>						
		470215 OTH SALES-COPY MEDICAL RECORD	1,518	1,244	2,000	2,000
		470310 MISC REVENUES	45,066	58,785	0	0
		470330 MIS REV-CONTRI AND DONATIONS	13,557	106,725	13,500	13,500
<b>Total Miscellaneous Revenues</b>			<b>60,141</b>	<b>166,754</b>	<b>15,500</b>	<b>15,500</b>

# County of Marin

## Detail of Additional Financing Sources by Fund and Account Governmental Funds Fiscal Year 2022-23

Fund Name	Financing Source Category	Financing Source Account	2020-21 Actual	2021-22 Estimated	2022-23 Recommended	2022-23 Adopted by the Board of Supervisors
1	2	3	4	5	6	7

*Other Financing Sources*

480210	TRANSFERS-IN		9,030,743	5,762,968	4,653,345	4,653,345
480310	TRANSFERS-IN-REALIGNMENT VLF		10,062,251	13,280,920	9,814,690	9,814,690
480315	TRANSFERS-IN-REAL SALES TAX		23,697,845	23,415,683	24,048,550	24,048,550
480410	TRANSFERS-IN-DOMESTIC VIOLENCE		31,048	0	66,000	66,000
480415	TRANSFERS-IN-CHILD ABUSE FEES		23,400	23,075	23,400	23,400
480420	TRANSFERS-IN-CHILD ABUSE PREV		0	0	131,760	131,760
480425	TRANSFERS-IN-FOSTER CARE ASIST		2,359,613	640,000	2,014,410	2,014,410
480430	TRANSFERS-IN-STATE ADOPTN AST		1,021,266	587,048	1,759,209	1,759,209
480435	TRANSFERS-IN-STATE ADOPTN ADMN		174,229	248,101	433,496	433,496
480440	TRANSFERS-IN-FOSTER CARE ADMIN		54,414	120,055	89,810	89,810
480445	TRANSFERS-IN-STATE CWS		3,820,301	6,135,337	3,238,977	3,238,977
480450	TRANSFERS-IN-STATE APS		943,282	472,572	645,453	645,453
480455	TRANSFERS-IN-CAL WORKS ASSIST		2,263,915	2,476,734	2,539,195	2,539,195
480460	TRANSFERS-IN-MEDICAL ADMIN ACT		576,789	576,789	576,789	576,789
480465	TRANSFERS-IN-MANAGED CARE		1,439,681	1,183,934	1,151,423	1,151,423
480470	TRANSFERS-IN-PROP 63 MH		0	0	0	0
480475	TRANSFERS-IN-EPSDT		2,263,642	2,563,235	2,890,627	2,890,627
480480	TRANSFERS-IN-STATE DRUG MEDCAL		499,782	868,831	965,121	965,121

# County of Marin

## Detail of Additional Financing Sources by Fund and Account Governmental Funds Fiscal Year 2022-23

Fund Name 1	Financing Source Category 2	Financing Source Account 3	2020-21 Actual 4	2021-22 Estimated 5	2022-23 Recommended 6	2022-23 Adopted by the Board of Supervisors 7
	480485	TRANSFERS-IN-WOMEN & CHILD RES	383,965	0	728,485	728,485
	480490	TRANSFERS-IN-FEDERAL SAPT	976,283	0	0	0
	480495	TRANSFERS-IN-STATE INTRGOV REV	693,131	705,572	990,674	990,674
	480510	TRANSFERS IN - MOE	0	0	0	0
	480520	TRANSFERS IN-COUNTY WIDE INIT	0	0	0	0
	480540	TRANSFERS IN - DISCRETIONARY	52,649,058	49,584,566	64,470,057	64,470,057
	480550	TRANSFERS IN-PRIOR YR FUNDING	546,742	0	0	0
	480560	TRANSFERS-IN-STATE BACKFILL	3,678,946	362,331	0	0
	480565	TRANSFERS-IN-GRANTS	0	276,266	0	0
<i>Total Other Financing Sources</i>			117,190,326	109,284,017	121,231,471	121,231,471
<b>Total 2800 Health and Human Services Operating</b>			<b>219,584,703</b>	<b>216,181,683</b>	<b>216,345,566</b>	<b>216,345,566</b>
<b>2810 Fish and Wildlife Commission</b>						
<i>Fines, Forfeitures, and Penalties</i>						
	431210	OTHER COURT FINES	25,447	48,426	46,930	46,930
<i>Total Fines, Forfeitures, and Penalties</i>			25,447	48,426	46,930	46,930
<i>Use of Money and Property</i>						
	441115	INVESTMT INCOME-INT POOLED	227	27	0	0
	441135	INVESTMT INCOME-UNREALIZD GAIN	(212)	0	0	0



# County of Marin

## Detail of Additional Financing Sources by Fund and Account Governmental Funds Fiscal Year 2022-23

Fund Name	Financing Source Category	Financing Source Account	2020-21 Actual	2021-22 Estimated	2022-23 Recommended	2022-23 Adopted by the Board of Supervisors
1	2	3	4	5	6	7
<i>Total Use of Money and Property</i>			15	27	0	0
<i>Miscellaneous Revenues</i>						
	470310	MISC REVENUES	0	0	0	0
	470320	MIS REV-CANCEL WRNTS AND CHECK	0	0	0	0
<i>Total Miscellaneous Revenues</i>			0	0	0	0
<b>Total 2810 Fish and Wildlife Commission</b>			<b>25,462</b>	<b>48,453</b>	<b>46,930</b>	<b>46,930</b>
<b>2820 Roadway Impact Fees</b>						
<i>Licenses, Permits and Franchises</i>						
	421410	ROAD PRIVILEGES AND PERMITS	0	0	0	0
	421610	FRANCHISES	164,082	164,082	0	0
<i>Total Licenses, Permits and Franchises</i>			164,082	164,082	0	0
<i>Use of Money and Property</i>						
	441115	INVESTMT INCOME-INT POOLED	9,848	1,070	0	0
	441135	INVESTMT INCOME-UNREALIZD GAIN	(7,380)	0	0	0
<i>Total Use of Money and Property</i>			2,468	1,070	0	0
<b>Total 2820 Roadway Impact Fees</b>			<b>166,550</b>	<b>165,152</b>	<b>0</b>	<b>0</b>

# County of Marin

## Detail of Additional Financing Sources by Fund and Account Governmental Funds Fiscal Year 2022-23

Fund Name	Financing Source Category	Financing Source Account	2020-21 Actual	2021-22 Estimated	2022-23 Recommended	2022-23 Adopted by the Board of Supervisors
1	2	3	4	5	6	7
<b>2830 Supplemental Law Enf - COPS</b>						
<i>Use of Money and Property</i>						
		441115 INVESTMT INCOME-INT POOLED	7,673	912	0	0
		441135 INVESTMT INCOME-UNREALIZD GAIN	(4,840)	0	0	0
<i>Total Use of Money and Property</i>			2,833	912	0	0
<i>Intergovernmental Revenues</i>						
		451930 STATE-COPS	236,517	241,147	0	0
<i>Total Intergovernmental Revenues</i>			236,517	241,147	0	0
<b>Total 2830 Supplemental Law Enf - COPS</b>			<b>239,350</b>	<b>242,059</b>	<b>0</b>	<b>0</b>
<b>2840 Asset Forfeiture</b>						
<i>Fines, Forfeitures, and Penalties</i>						
		431210 OTHER COURT FINES	0	0	0	0
<i>Total Fines, Forfeitures, and Penalties</i>			0	0	0	0
<i>Use of Money and Property</i>						
		441115 INVESTMT INCOME-INT POOLED	236	22	0	0
		441135 INVESTMT INCOME-UNREALIZD GAIN	(177)	0	0	0
<i>Total Use of Money and Property</i>			59	22	0	0
<b>Total 2840 Asset Forfeiture</b>			<b>59</b>	<b>22</b>	<b>0</b>	<b>0</b>

# County of Marin

## Detail of Additional Financing Sources by Fund and Account Governmental Funds Fiscal Year 2022-23

Fund Name	Financing Source Category	Financing Source Account	2020-21 Actual	2021-22 Estimated	2022-23 Recommended	2022-23 Adopted by the Board of Supervisors
1	2	3	4	5	6	7
<b>2850 Asset Forfeiture</b>						
<i>Use of Money and Property</i>						
	441115	INVESTMT INCOME-INT POOLED	111	11	0	0
	441135	INVESTMT INCOME-UNREALIZD GAIN	(84)	0	0	0
<i>Total Use of Money and Property</i>			27	11	0	0
<b>Total 2850 Asset Forfeiture</b>			<b>27</b>	<b>11</b>	<b>0</b>	<b>0</b>
<b>2860 Asset Forfeiture</b>						
<i>Fines, Forfeitures, and Penalties</i>						
	431210	OTHER COURT FINES	19,607	0	0	0
<i>Total Fines, Forfeitures, and Penalties</i>			19,607	0	0	0
<i>Use of Money and Property</i>						
	441115	INVESTMT INCOME-INT POOLED	922	90	0	0
	441135	INVESTMT INCOME-UNREALIZD GAIN	(610)	0	0	0
<i>Total Use of Money and Property</i>			312	90	0	0
<b>Total 2860 Asset Forfeiture</b>			<b>19,919</b>	<b>90</b>	<b>0</b>	<b>0</b>
<b>2870 Asset Forfeiture</b>						
<i>Fines, Forfeitures, and Penalties</i>						
	431210	OTHER COURT FINES	0	0	0	0
<i>Total Fines, Forfeitures, and Penalties</i>			0	0	0	0

## County of Marin

### Detail of Additional Financing Sources by Fund and Account Governmental Funds Fiscal Year 2022-23

Fund Name	Financing Source Category	Financing Source Account	2020-21 Actual	2021-22 Estimated	2022-23 Recommended	2022-23 Adopted by the Board of Supervisors
1	2	3	4	5	6	7

*Use of Money and Property*

441115 INVESTMT INCOME-INT POOLED	29	3	0	0
441135 INVESTMT INCOME-UNREALIZD GAIN	(22)	0	0	0

<i>Total Use of Money and Property</i>	7	3	0	0
--	---	---	---	---

<b>Total 2870 Asset Forfeiture</b>	<b>7</b>	<b>3</b>	<b>0</b>	<b>0</b>
------------------------------------	----------	----------	----------	----------

**2880 Asset Forfeiture**

*Fines, Forfeitures, and Penalties*

431210 OTHER COURT FINES	3,901	20,575	0	0
--------------------------	-------	--------	---	---

<i>Total Fines, Forfeitures, and Penalties</i>	3,901	20,575	0	0
--	-------	--------	---	---

*Use of Money and Property*

441115 INVESTMT INCOME-INT POOLED	2,983	142	0	0
441135 INVESTMT INCOME-UNREALIZD GAIN	(2,226)	0	0	0

<i>Total Use of Money and Property</i>	757	142	0	0
--	-----	-----	---	---

<b>Total 2880 Asset Forfeiture</b>	<b>4,658</b>	<b>20,717</b>	<b>0</b>	<b>0</b>
------------------------------------	--------------	---------------	----------	----------

**2890 Zimmer Family Trust**

*Use of Money and Property*

441115 INVESTMT INCOME-INT POOLED	5,442	513	0	0
441135 INVESTMT INCOME-UNREALIZD GAIN	(4,084)	0	0	0

# County of Marin

## Detail of Additional Financing Sources by Fund and Account Governmental Funds Fiscal Year 2022-23

Fund Name	Financing Source Category	Financing Source Account	2020-21 Actual	2021-22 Estimated	2022-23 Recommended	2022-23 Adopted by the Board of Supervisors
1	2	3	4	5	6	7
<i>Total Use of Money and Property</i>			1,358	513	0	0
<i>Miscellaneous Revenues</i>						
		470330 MIS REV-CONTRI AND DONATIONS	0	0	0	0
<i>Total Miscellaneous Revenues</i>			0	0	0	0
<b>Total 2890 Zimmer Family Trust</b>			<b>1,358</b>	<b>513</b>	<b>0</b>	<b>0</b>
<b>2900 Health and Human Services Whole Person</b>						
<i>Use of Money and Property</i>						
		441115 INVESTMT INCOME-INT POOLED	16,099	874	0	0
		441135 INVESTMT INCOME-UNREALIZD GAIN	(6,663)	0	0	0
<i>Total Use of Money and Property</i>			9,436	874	0	0
<i>Intergovernmental Revenues</i>						
		452610 FEDERAL-OTHER	2,305,460	3,761,529	0	0
		453110 OTH-GOVERNMENTAL AGENCIES	0	0	0	0
<i>Total Intergovernmental Revenues</i>			2,305,460	3,761,529	0	0
<i>Other Financing Sources</i>						
		480530 TRANSFERS IN - MATCH	0	0	0	0
		480540 TRANSFERS IN - DISCRETIONARY	1,362,105	1,182,494	0	0
<i>Total Other Financing Sources</i>			1,362,105	1,182,494	0	0

# County of Marin

## Detail of Additional Financing Sources by Fund and Account Governmental Funds Fiscal Year 2022-23

Fund Name	Financing Source Category	Financing Source Account	2020-21 Actual	2021-22 Estimated	2022-23 Recommended	2022-23 Adopted by the Board of Supervisors
1	2	3	4	5	6	7
<b>Total 2900 Health and Human Services Whole Person</b>			<b>3,677,001</b>	<b>4,944,897</b>	<b>0</b>	<b>0</b>
<b>2920 Welfare Trust</b>						
<i>Use of Money and Property</i>						
	441115	INVESTMT INCOME-INT POOLED	42,727	5,590	0	0
	441135	INVESTMT INCOME-UNREALIZD GAIN	(4,334)	0	0	0
<i>Total Use of Money and Property</i>			38,393	5,590	0	0
<i>Intergovernmental Revenues</i>						
	451210	STATE-PUB ASSIST ADMIN	(47,831)	0	0	0
	451212	STATE-CAL WORKS	(70,542)	30,000	0	0
	451310	STATE-PUBLIC ASSIST PRG	(104,470)	(1,400,736)	0	0
	451325	STATE PUB ASSIST CHILD WEL SVS	(60,121)	51,500	0	0
	451410	STATE-HEALTH ADMIN	0	72,900	0	0
	452110	FEDERAL-PUB ASSIST ADMIN	38,291	(278,228)	0	0
	452111	FEDERAL-PROMO SAFE STABLE FMLY	(29,917)	14,300	0	0
	452112	FEDERAL-IND LIVING SKILLS PRG	(20,400)	(34,800)	0	0
	452210	FEDERAL-PUB ASSIST PRG	(18,836)	(75,900)	0	0
	452212	FEDERAL-CAL WORKS ASST	(109,551)	(40,099)	0	0
	452213	FEDERAL-ADOPTIONS	(75,000)	18,800	0	0
	452215	FEDERAL-CHILD WELFARE SVCS	(232,594)	95,794	0	0

## County of Marin

### Detail of Additional Financing Sources by Fund and Account Governmental Funds Fiscal Year 2022-23

Fund Name 1	Financing Source Category 2	Financing Source Account 3	2020-21 Actual 4	2021-22 Estimated 5	2022-23 Recommended 6	2022-23 Adopted by the Board of Supervisors 7
		452216 FEDERAL-EMRG AST-FOSTER CARE	(10,200)	45,400	0	0
		452610 FEDERAL-OTHER	(393,007)	0	0	0
		453110 OTH-GOVERNMENTAL AGENCIES	0	0	0	0
<b>Total Intergovernmental Revenues</b>			<b>(1,134,178)</b>	<b>(1,501,069)</b>	<b>0</b>	<b>0</b>
<i>Miscellaneous Revenues</i>						
		470310 MISC REVENUES	103,120	(188,512)	0	0
<b>Total Miscellaneous Revenues</b>			<b>103,120</b>	<b>(188,512)</b>	<b>0</b>	<b>0</b>
<b>Total 2920 Welfare Trust</b>			<b>(992,665)</b>	<b>(1,683,991)</b>	<b>0</b>	<b>0</b>
<b>2930 Marin Transportation Project</b>						
<i>Use of Money and Property</i>						
		441115 INVESTMT INCOME-INT POOLED	16	2	0	0
		441135 INVESTMT INCOME-UNREALIZD GAIN	(12)	0	0	0
<b>Total Use of Money and Property</b>			<b>4</b>	<b>2</b>	<b>0</b>	<b>0</b>
<b>Total 2930 Marin Transportation Project</b>			<b>4</b>	<b>2</b>	<b>0</b>	<b>0</b>
<b>2940 Traffic Impact Lucas</b>						
<i>Use of Money and Property</i>						
		441115 INVESTMT INCOME-INT POOLED	1,707	162	0	0
		441135 INVESTMT INCOME-UNREALIZD GAIN	(1,281)	0	0	0

## County of Marin

### Detail of Additional Financing Sources by Fund and Account Governmental Funds Fiscal Year 2022-23

Fund Name	Financing Source Category	Financing Source Account	2020-21 Actual	2021-22 Estimated	2022-23 Recommended	2022-23 Adopted by the Board of Supervisors
1	2	3	4	5	6	7
<i>Total Use of Money and Property</i>			426	162	0	0
<b>Total 2940 Traffic Impact Lucas</b>			<b>426</b>	<b>162</b>	<b>0</b>	<b>0</b>
<b>2950 Traffic Mitigation Misc</b>						
<i>Use of Money and Property</i>						
		441115 INVESTMT INCOME-INT POOLED	23	2	0	0
		441135 INVESTMT INCOME-UNREALIZD GAIN	(17)	0	0	0
<i>Total Use of Money and Property</i>			6	2	0	0
<b>Total 2950 Traffic Mitigation Misc</b>			<b>6</b>	<b>2</b>	<b>0</b>	<b>0</b>
<b>2960 Northgate Activity CTR Plan</b>						
<i>Use of Money and Property</i>						
		441115 INVESTMT INCOME-INT POOLED	2,891	286	0	0
		441135 INVESTMT INCOME-UNREALIZD GAIN	(2,169)	0	0	0
<i>Total Use of Money and Property</i>			722	286	0	0
<i>Charges for Current Services</i>						
		462610 CHRGS FOR CUR SVCS-OTHER	0	30,955	0	0
<i>Total Charges for Current Services</i>			0	30,955	0	0
<b>Total 2960 Northgate Activity CTR Plan</b>			<b>722</b>	<b>31,241</b>	<b>0</b>	<b>0</b>



# County of Marin

## Detail of Additional Financing Sources by Fund and Account Governmental Funds Fiscal Year 2022-23

Fund Name	Financing Source Category	Financing Source Account	2020-21 Actual	2021-22 Estimated	2022-23 Recommended	2022-23 Adopted by the Board of Supervisors
1	2	3	4	5	6	7
<b>2970 HUD CDBG Program</b>						
<i>Use of Money and Property</i>						
	441135	INVESTMT INCOME-UNREALIZD GAIN	1,249	0	0	0
<i>Total Use of Money and Property</i>			1,249	0	0	0
<i>Intergovernmental Revenues</i>						
	452515	FEDERAL-OTHER - HUD	1,708,558	843,258	1,621,547	1,621,547
<i>Total Intergovernmental Revenues</i>			1,708,558	843,258	1,621,547	1,621,547
<b>Total 2970 HUD CDBG Program</b>			<b>1,709,807</b>	<b>843,258</b>	<b>1,621,547</b>	<b>1,621,547</b>
<b>2980 Health and Human Services Grants</b>						
<i>Use of Money and Property</i>						
	441115	INVESTMT INCOME-INT POOLED	41,702	4,566	0	0
	441135	INVESTMT INCOME-UNREALIZD GAIN	(29,400)	0	0	0
<i>Total Use of Money and Property</i>			12,302	4,566	0	0
<i>Intergovernmental Revenues</i>						
	451410	STATE-HEALTH ADMIN	0	200,000	0	0
	451610	STATE - MENTAL HEALTH	0	0	0	0
	453110	OTH-GOVERNMENTAL AGENCIES	(4,521,093)	2,579,799	0	0
<i>Total Intergovernmental Revenues</i>			(4,521,093)	2,779,799	0	0
<i>Charges for Current Services</i>						

# County of Marin

## Detail of Additional Financing Sources by Fund and Account Governmental Funds Fiscal Year 2022-23

Fund Name	Financing Source Category	Financing Source Account	2020-21 Actual	2021-22 Estimated	2022-23 Recommended	2022-23 Adopted by the Board of Supervisors
1	2	3	4	5	6	7
		461455 MENTAL HEALTH SVS-INS	0	0	0	0
<i>Total Charges for Current Services</i>			0	0	0	0
<i>Other Financing Sources</i>						
		480210 TRANSFERS-IN	4,840,000	1,156,000	0	0
<i>Total Other Financing Sources</i>			4,840,000	1,156,000	0	0
<b>Total 2980 Health and Human Services Grants</b>			<b>331,209</b>	<b>3,940,365</b>	<b>0</b>	<b>0</b>
<b>2990 CARES ACT EMERGENCY RELIEF</b>						
<i>Use of Money and Property</i>						
		441115 INVESTMT INCOME-INT POOLED	82,475	0	0	0
<i>Total Use of Money and Property</i>			82,475	0	0	0
<i>Intergovernmental Revenues</i>						
		451970 STATE-OTHER	26,594,123	0	0	0
<i>Total Intergovernmental Revenues</i>			26,594,123	0	0	0
<b>Total 2990 CARES ACT EMERGENCY RELIEF</b>			<b>26,676,598</b>	<b>0</b>	<b>0</b>	<b>0</b>
<b>3370 Woodacre Creek</b>						
<i>Use of Money and Property</i>						
		441115 INVESTMT INCOME-INT POOLED	4	0	0	0
		441135 INVESTMT INCOME-UNREALIZD GAIN	(3)	0	0	0

# County of Marin

## Detail of Additional Financing Sources by Fund and Account Governmental Funds Fiscal Year 2022-23

Fund Name	Financing Source Category	Financing Source Account	2020-21 Actual	2021-22 Estimated	2022-23 Recommended	2022-23 Adopted by the Board of Supervisors
1	2	3	4	5	6	7
<i>Total Use of Money and Property</i>			1	0	0	0
<b>Total 3370 Woodacre Creek</b>			<b>1</b>	<b>0</b>	<b>0</b>	<b>0</b>
<b>3390 WsteMgmtJPA-WstMarin</b>						
<i>Use of Money and Property</i>						
		441115 INVESTMT INCOME-INT POOLED	583	55	0	0
		441135 INVESTMT INCOME-UNREALIZD GAIN	(437)	0	0	0
<i>Total Use of Money and Property</i>			146	55	0	0
<b>Total 3390 WsteMgmtJPA-WstMarin</b>			<b>146</b>	<b>55</b>	<b>0</b>	<b>0</b>
<b>3420 PLANNING FIN MAP PLAN CK FEE</b>						
<i>Use of Money and Property</i>						
		441115 INVESTMT INCOME-INT POOLED	2,314	219	0	0
		441135 INVESTMT INCOME-UNREALIZD GAIN	(1,373)	0	0	0
<i>Total Use of Money and Property</i>			941	219	0	0
<b>Total 3420 PLANNING FIN MAP PLAN CK FEE</b>			<b>941</b>	<b>219</b>	<b>0</b>	<b>0</b>
<b>3430 RESTRICTED AFFORDABLE HOUSING</b>						
<i>Use of Money and Property</i>						
		441110 INVESTMT INCOME-INT	0	0	0	0
		441115 INVESTMT INCOME-INT POOLED	15,326	1,450	0	0
		441135 INVESTMT INCOME-UNREALIZD GAIN	(11,501)	0	0	0

# County of Marin

## Detail of Additional Financing Sources by Fund and Account Governmental Funds Fiscal Year 2022-23

Fund Name	Financing Source Category	Financing Source Account	2020-21 Actual	2021-22 Estimated	2022-23 Recommended	2022-23 Adopted by the Board of Supervisors
1	2	3	4	5	6	7
<i>Total Use of Money and Property</i>			3,825	1,450	0	0
<b>Total 3430 RESTRICTED AFFORDABLE HOUSING</b>			<b>3,825</b>	<b>1,450</b>	<b>0</b>	<b>0</b>
<b>3440 TOT Measure W Fire Emergency Services</b>						
<i>Taxes</i>						
		411835 OTH TAX-TRANSIENT OCC TAX	540,629	935,294	465,000	465,000
<i>Total Taxes</i>			540,629	935,294	465,000	465,000
<i>Use of Money and Property</i>						
		441115 INVESTMT INCOME-INT POOLED	3,272	669	0	0
		441135 INVESTMT INCOME-UNREALIZD GAIN	(2,165)	0	0	0
<i>Total Use of Money and Property</i>			1,107	669	0	0
<i>Charges for Current Services</i>						
		462610 CHRGS FOR CUR SVCS-OTHER	16,164	0	0	0
<i>Total Charges for Current Services</i>			16,164	0	0	0
<b>Total 3440 TOT Measure W Fire Emergency Services</b>			<b>557,900</b>	<b>935,963</b>	<b>465,000</b>	<b>465,000</b>
<b>3450 TOT Measure W Community Housing</b>						
<i>Taxes</i>						
		411835 OTH TAX-TRANSIENT OCC TAX	556,793	935,295	750,000	750,000
<i>Total Taxes</i>			556,793	935,295	750,000	750,000

## County of Marin

### Detail of Additional Financing Sources by Fund and Account Governmental Funds Fiscal Year 2022-23

Fund Name	Financing Source Category	Financing Source Account	2020-21 Actual	2021-22 Estimated	2022-23 Recommended	2022-23 Adopted by the Board of Supervisors
1	2	3	4	5	6	7
<i>Use of Money and Property</i>						
	441115	INVESTMT INCOME-INT POOLED	3,660	886	0	0
	441135	INVESTMT INCOME-UNREALIZD GAIN	(3,097)	0	0	0
<i>Total Use of Money and Property</i>			563	886	0	0
<i>Charges for Current Services</i>						
	462610	CHRGs FOR CUR SVCS-OTHER	0	0	0	0
<i>Total Charges for Current Services</i>			0	0	0	0
<b>Total 3450 TOT Measure W Community Housing</b>			<b>557,356</b>	<b>936,181</b>	<b>750,000</b>	<b>750,000</b>
<b>3480 MWPA MEASURE C</b>						
<i>Use of Money and Property</i>						
	441115	INVESTMT INCOME-INT POOLED	0	(82)	0	0
<i>Total Use of Money and Property</i>			0	(82)	0	0
<i>Intergovernmental Revenues</i>						
	451970	STATE-OTHER	400,040	0	0	0
	453110	OTH-GOVERNMENTAL AGENCIES	0	422,800	679,750	679,750
<i>Total Intergovernmental Revenues</i>			400,040	422,800	679,750	679,750
<i>Charges for Current Services</i>						
	462610	CHRGs FOR CUR SVCS-OTHER	619,814	874,033	0	0

# County of Marin

## Detail of Additional Financing Sources by Fund and Account Governmental Funds Fiscal Year 2022-23

Fund Name	Financing Source Category	Financing Source Account	2020-21 Actual	2021-22 Estimated	2022-23 Recommended	2022-23 Adopted by the Board of Supervisors
1	2	3	4	5	6	7
<i>Total Charges for Current Services</i>			619,814	874,033	0	0
<b>Total 3480 MWPA MEASURE C</b>			<b>1,019,854</b>	<b>1,296,751</b>	<b>679,750</b>	<b>679,750</b>
<b>3500 AMERICAN RESCUE PLAN OF 2021</b>						
<i>Use of Money and Property</i>						
		441115 INVESTMT INCOME-INT POOLED	0	15,767	0	0
<i>Total Use of Money and Property</i>			0	15,767	0	0
<i>Intergovernmental Revenues</i>						
		452610 FEDERAL-OTHER	0	50,273,916	0	0
<i>Total Intergovernmental Revenues</i>			0	50,273,916	0	0
<b>Total 3500 AMERICAN RESCUE PLAN OF 2021</b>			<b>0</b>	<b>50,289,683</b>	<b>0</b>	<b>0</b>
<b>3510 TOT MEAS W MARIN CO FIRE</b>						
<i>Taxes</i>						
		411835 OTH TAX-TRANSIENT OCC TAX	0	0	285,000	285,000
<i>Total Taxes</i>			0	0	285,000	285,000
<i>Use of Money and Property</i>						
		441115 INVESTMT INCOME-INT POOLED	0	34	0	0
<i>Total Use of Money and Property</i>			0	34	0	0
<i>Other Financing Sources</i>						

# County of Marin

## Detail of Additional Financing Sources by Fund and Account Governmental Funds Fiscal Year 2022-23

Fund Name	Financing Source Category	Financing Source Account	2020-21 Actual	2021-22 Estimated	2022-23 Recommended	2022-23 Adopted by the Board of Supervisors
1	2	3	4	5	6	7
		480210 TRANSFERS-IN	0	312,504	0	0
		<i>Total Other Financing Sources</i>	0	312,504	0	0
<b>Total 3510 TOT MEAS W MARIN CO FIRE</b>			<b>0</b>	<b>312,538</b>	<b>285,000</b>	<b>285,000</b>
<b>6210 Trails Legacy</b>						
<i>Use of Money and Property</i>						
		441115 INVESTMT INCOME-INT POOLED	0	0	0	0
		<i>Total Use of Money and Property</i>	0	0	0	0
<b>Total 6210 Trails Legacy</b>			<b>0</b>	<b>0</b>	<b>0</b>	<b>0</b>
<b>6220 Fishnet 4C</b>						
<i>Use of Money and Property</i>						
		441115 INVESTMT INCOME-INT POOLED	0	0	0	0
		441135 INVESTMT INCOME-UNREALIZED GAIN	0	0	0	0
		<i>Total Use of Money and Property</i>	0	0	0	0
<i>Miscellaneous Revenues</i>						
		470310 MISC REVENUES	0	0	0	0
		<i>Total Miscellaneous Revenues</i>	0	0	0	0
<b>Total 6220 Fishnet 4C</b>			<b>0</b>	<b>0</b>	<b>0</b>	<b>0</b>

# County of Marin

## Detail of Additional Financing Sources by Fund and Account Governmental Funds Fiscal Year 2022-23

Fund Name	Financing Source Category	Financing Source Account	2020-21 Actual	2021-22 Estimated	2022-23 Recommended	2022-23 Adopted by the Board of Supervisors
1	2	3	4	5	6	7
<b>6240 Other Grants</b>						
<i>Use of Money and Property</i>						
		441135 INVESTMT INCOME-UNREALIZD GAIN	(648)	0	0	0
<i>Total Use of Money and Property</i>			(648)	0	0	0
<b>Total 6240 Other Grants</b>			<b>(648)</b>	<b>0</b>	<b>0</b>	<b>0</b>
<b>6250 CSA #23 Terra Linda Area</b>						
<i>Use of Money and Property</i>						
		441115 INVESTMT INCOME-INT POOLED	0	0	0	0
<i>Total Use of Money and Property</i>			0	0	0	0
<b>Total 6250 CSA #23 Terra Linda Area</b>			<b>0</b>	<b>0</b>	<b>0</b>	<b>0</b>
<b>6260 CSA #25 San Marin Area</b>						
<i>Use of Money and Property</i>						
		441115 INVESTMT INCOME-INT POOLED	0	0	0	0
<i>Total Use of Money and Property</i>			0	0	0	0
<b>Total 6260 CSA #25 San Marin Area</b>			<b>0</b>	<b>0</b>	<b>0</b>	<b>0</b>
<b>6270 Affordable Housing Fund</b>						
<i>Use of Money and Property</i>						
		441115 INVESTMT INCOME-INT POOLED	0	0	0	0
<i>Total Use of Money and Property</i>			0	0	0	0



# County of Marin

## Detail of Additional Financing Sources by Fund and Account Governmental Funds Fiscal Year 2022-23

Fund Name	Financing Source Category	Financing Source Account	2020-21 Actual	2021-22 Estimated	2022-23 Recommended	2022-23 Adopted by the Board of Supervisors
1	2	3	4	5	6	7
<b>Total 6270 Affordable Housing Fund</b>			<b>0</b>	<b>0</b>	<b>0</b>	<b>0</b>
<b>6280 Marin Transport Proj</b>						
<i>Use of Money and Property</i>						
	441115	INVESTMT INCOME-INT POOLED	0	0	0	0
<i>Total Use of Money and Property</i>			0	0	0	0
<b>Total 6280 Marin Transport Proj</b>			<b>0</b>	<b>0</b>	<b>0</b>	<b>0</b>
<b>6290 Transport Imprv Fee</b>						
<i>Use of Money and Property</i>						
	441115	INVESTMT INCOME-INT POOLED	0	0	0	0
<i>Total Use of Money and Property</i>			0	0	0	0
<b>Total 6290 Transport Imprv Fee</b>			<b>0</b>	<b>0</b>	<b>0</b>	<b>0</b>
<b>6300 DevelFee-TrfcMitigat</b>						
<i>Use of Money and Property</i>						
	441115	INVESTMT INCOME-INT POOLED	0	0	0	0
<i>Total Use of Money and Property</i>			0	0	0	0
<b>Total 6300 DevelFee-TrfcMitigat</b>			<b>0</b>	<b>0</b>	<b>0</b>	<b>0</b>
<b>6310 Traffic N. GateActiv</b>						
<i>Use of Money and Property</i>						
	441115	INVESTMT INCOME-INT POOLED	0	0	0	0

## County of Marin

### Detail of Additional Financing Sources by Fund and Account Governmental Funds Fiscal Year 2022-23

Fund Name	Financing Source Category	Financing Source Account	2020-21 Actual	2021-22 Estimated	2022-23 Recommended	2022-23 Adopted by the Board of Supervisors
1	2	3	4	5	6	7
<i>Total Use of Money and Property</i>			0	0	0	0
<i>Charges for Current Services</i>						
		462610 CHRGS FOR CUR SVCS-OTHER	0	0	0	0
<i>Total Charges for Current Services</i>			0	0	0	0
<i>Miscellaneous Revenues</i>						
		470310 MISC REVENUES	0	0	0	0
<i>Total Miscellaneous Revenues</i>			0	0	0	0
<b>Total 6310 Traffic N. GateActiv</b>			<b>0</b>	<b>0</b>	<b>0</b>	<b>0</b>
<b>6320 BASWMAA-RegAdCampagn</b>						
<i>Use of Money and Property</i>						
		441115 INVESTMT INCOME-INT POOLED	0	0	0	0
<i>Total Use of Money and Property</i>			0	0	0	0
<b>Total 6320 BASWMAA-RegAdCampagn</b>			<b>0</b>	<b>0</b>	<b>0</b>	<b>0</b>
<b>6340 Alcohol and Drug Program</b>						
<i>Use of Money and Property</i>						
		441115 INVESTMT INCOME-INT POOLED	0	0	0	0
<i>Total Use of Money and Property</i>			0	0	0	0
<i>Intergovernmental Revenues</i>						

## County of Marin

### Detail of Additional Financing Sources by Fund and Account Governmental Funds Fiscal Year 2022-23

Fund Name	Financing Source Category	Financing Source Account	2020-21 Actual	2021-22 Estimated	2022-23 Recommended	2022-23 Adopted by the Board of Supervisors
1	2	3	4	5	6	7
		451810 STATE - HEALTH	0	0	0	0
		451815 STATE - PERINATAL	0	0	0	0
<i>Total Intergovernmental Revenues</i>			0	0	0	0
<i>Other Financing Sources</i>						
		480210 TRANSFERS-IN	0	0	0	0
<i>Total Other Financing Sources</i>			0	0	0	0
<b>Total 6340 Alcohol and Drug Program</b>			<b>0</b>	<b>0</b>	<b>0</b>	<b>0</b>
<b>6360 Pt Reyes Vist Fac Tr</b>						
<i>Use of Money and Property</i>						
		441115 INVESTMT INCOME-INT POOLED	42	4	0	0
		441135 INVESTMT INCOME-UNREALIZD GAIN	(31)	0	0	0
<i>Total Use of Money and Property</i>			11	4	0	0
<b>Total 6360 Pt Reyes Vist Fac Tr</b>			<b>11</b>	<b>4</b>	<b>0</b>	<b>0</b>
<b>6370 Marin WildlifeGrants</b>						
<i>Use of Money and Property</i>						
		441115 INVESTMT INCOME-INT POOLED	0	0	0	0
		441135 INVESTMT INCOME-UNREALIZD GAIN	(363)	0	0	0
<i>Total Use of Money and Property</i>			(363)	0	0	0

# County of Marin

## Detail of Additional Financing Sources by Fund and Account Governmental Funds Fiscal Year 2022-23

Fund Name	Financing Source Category	Financing Source Account	2020-21 Actual	2021-22 Estimated	2022-23 Recommended	2022-23 Adopted by the Board of Supervisors
1	2	3	4	5	6	7
<b>Total 6370 Marin WildlifeGrants</b>			<b>(363)</b>	<b>0</b>	<b>0</b>	<b>0</b>
<b>6380 Plan'g- In-lieuParks</b>						
<i>Use of Money and Property</i>						
		441115 INVESTMT INCOME-INT POOLED	608	58	0	0
		441135 INVESTMT INCOME-UNREALIZD GAIN	(456)	0	0	0
<i>Total Use of Money and Property</i>			152	58	0	0
<b>Total 6380 Plan'g- In-lieuParks</b>			<b>152</b>	<b>58</b>	<b>0</b>	<b>0</b>
<b>6390 FinalMap&amp;PlanChckFee</b>						
<i>Use of Money and Property</i>						
		441115 INVESTMT INCOME-INT POOLED	0	0	0	0
<i>Total Use of Money and Property</i>			0	0	0	0
<b>Total 6390 FinalMap&amp;PlanChckFee</b>			<b>0</b>	<b>0</b>	<b>0</b>	<b>0</b>
<b>6400 Transit Ticket Sales</b>						
<i>Use of Money and Property</i>						
		441115 INVESTMT INCOME-INT POOLED	53	5	0	0
		441135 INVESTMT INCOME-UNREALIZD GAIN	(40)	0	0	0
<i>Total Use of Money and Property</i>			13	5	0	0
<b>Total 6400 Transit Ticket Sales</b>			<b>13</b>	<b>5</b>	<b>0</b>	<b>0</b>

## County of Marin

### Detail of Additional Financing Sources by Fund and Account Governmental Funds Fiscal Year 2022-23

Fund Name	Financing Source Category	Financing Source Account	2020-21 Actual	2021-22 Estimated	2022-23 Recommended	2022-23 Adopted by the Board of Supervisors
1	2	3	4	5	6	7
<b>6410 Welfare Program</b>						
<i>Use of Money and Property</i>						
		441115 INVESTMT INCOME-INT POOLED	0	0	0	0
<i>Total Use of Money and Property</i>			0	0	0	0
<b>Total 6410 Welfare Program</b>			<b>0</b>	<b>0</b>	<b>0</b>	<b>0</b>
<b>6440 SpclCircumstnPC987.9</b>						
<i>Use of Money and Property</i>						
		441115 INVESTMT INCOME-INT POOLED	856	81	0	0
		441135 INVESTMT INCOME-UNREALIZD GAIN	(642)	0	0	0
<i>Total Use of Money and Property</i>			214	81	0	0
<b>Total 6440 SpclCircumstnPC987.9</b>			<b>214</b>	<b>81</b>	<b>0</b>	<b>0</b>
<b>6450 AutomatWrntVC40508.5</b>						
<i>Use of Money and Property</i>						
		441115 INVESTMT INCOME-INT POOLED	28	3	0	0
		441135 INVESTMT INCOME-UNREALIZD GAIN	(21)	0	0	0
<i>Total Use of Money and Property</i>			7	3	0	0
<b>Total 6450 AutomatWrntVC40508.5</b>			<b>7</b>	<b>3</b>	<b>0</b>	<b>0</b>

## County of Marin

### Detail of Additional Financing Sources by Fund and Account Governmental Funds Fiscal Year 2022-23

Fund Name	Financing Source Category	Financing Source Account	2020-21 Actual	2021-22 Estimated	2022-23 Recommended	2022-23 Adopted by the Board of Supervisors
1	2	3	4	5	6	7
<b>6460 Miller Pk Boat Launch</b>						
<i>Use of Money and Property</i>						
		441115 INVESTMT INCOME-INT POOLED	411	39	0	0
		441135 INVESTMT INCOME-UNREALIZD GAIN	(308)	0	0	0
		<i>Total Use of Money and Property</i>	103	39	0	0
<b>Total 6460 Miller Pk Boat Launch</b>			<b>103</b>	<b>39</b>	<b>0</b>	<b>0</b>
<b>6470 Black Point Boat Launch</b>						
<i>Use of Money and Property</i>						
		441115 INVESTMT INCOME-INT POOLED	244	23	0	0
		441135 INVESTMT INCOME-UNREALIZD GAIN	(183)	0	0	0
		<i>Total Use of Money and Property</i>	61	23	0	0
<b>Total 6470 Black Point Boat Launch</b>			<b>61</b>	<b>23</b>	<b>0</b>	<b>0</b>
<b>6480 McInnis Park Golf Deposit</b>						
<i>Use of Money and Property</i>						
		441115 INVESTMT INCOME-INT POOLED	0	0	0	0
		<i>Total Use of Money and Property</i>	0	0	0	0
<b>Total 6480 McInnis Park Golf Deposit</b>			<b>0</b>	<b>0</b>	<b>0</b>	<b>0</b>

## County of Marin

### Detail of Additional Financing Sources by Fund and Account Governmental Funds Fiscal Year 2022-23

Fund Name	Financing Source Category	Financing Source Account	2020-21 Actual	2021-22 Estimated	2022-23 Recommended	2022-23 Adopted by the Board of Supervisors
1	2	3	4	5	6	7

**6500 Stafford Lake Trust**

*Use of Money and Property*

441115 INVESTMT INCOME-INT POOLED	0	0	0	0
-----------------------------------	---	---	---	---

<i>Total Use of Money and Property</i>	0	0	0	0
--	---	---	---	---

<b>Total 6500 Stafford Lake Trust</b>	<b>0</b>	<b>0</b>	<b>0</b>	<b>0</b>
---------------------------------------	----------	----------	----------	----------

**6520 Asset Forfeiture**

*Use of Money and Property*

441115 INVESTMT INCOME-INT POOLED	2	0	0	0
-----------------------------------	---	---	---	---

441135 INVESTMT INCOME-UNREALIZD GAIN	(1)	0	0	0
---------------------------------------	-----	---	---	---

<i>Total Use of Money and Property</i>	1	0	0	0
--	---	---	---	---

<b>Total 6520 Asset Forfeiture</b>	<b>1</b>	<b>0</b>	<b>0</b>	<b>0</b>
------------------------------------	----------	----------	----------	----------

<b>Total Special Revenue Funds</b>	<b>414,664,686</b>	<b>453,025,419</b>	<b>365,962,595</b>	<b>365,962,595</b>
------------------------------------	--------------------	--------------------	--------------------	--------------------

**Capital Project Funds**

**1410 Courthouse Construction Fund (GC 76100)**

*Fines, Forfeitures, and Penalties*

431210 OTHER COURT FINES	212,104	239,414	379,108	379,108
--------------------------	---------	---------	---------	---------

<i>Total Fines, Forfeitures, and Penalties</i>	212,104	239,414	379,108	379,108
--	---------	---------	---------	---------

*Use of Money and Property*

# County of Marin

## Detail of Additional Financing Sources by Fund and Account Governmental Funds Fiscal Year 2022-23

Fund Name	Financing Source Category	Financing Source Account	2020-21 Actual	2021-22 Estimated	2022-23 Recommended	2022-23 Adopted by the Board of Supervisors
1	2	3	4	5	6	7
	441115	INVESTMT INCOME-INT POOLED	5,182	436	0	0
	441135	INVESTMT INCOME-UNREALIZD GAIN	(3,701)	0	0	0
<i>Total Use of Money and Property</i>			1,481	436	0	0
<b>Total 1410 Courthouse Construction Fund (GC 76100)</b>			<b>213,585</b>	<b>239,850</b>	<b>379,108</b>	<b>379,108</b>
<b>1420 Miscellaneous Capital Projects</b>						
<i>Use of Money and Property</i>						
	441115	INVESTMT INCOME-INT POOLED	61,338	6,979	0	0
	441135	INVESTMT INCOME-UNREALIZD GAIN	(50,509)	0	0	0
<i>Total Use of Money and Property</i>			10,829	6,979	0	0
<i>Intergovernmental Revenues</i>						
	451970	STATE-OTHER	0	0	0	0
	452610	FEDERAL-OTHER	166,666	1,478,067	0	0
	453110	OTH-GOVERNMENTAL AGENCIES	323,845	0	5,000	5,000
<i>Total Intergovernmental Revenues</i>			490,511	1,478,067	5,000	5,000
<i>Charges for Current Services</i>						
	462690	OTHER - CONTRACT REV	0	0	0	0
	463110	INTERFUND REVENUE	661,038	645,986	551,822	551,822
	463415	INTER-FUND COST REC-DPW SAL	0	0	0	0



# County of Marin

## Detail of Additional Financing Sources by Fund and Account Governmental Funds Fiscal Year 2022-23

Fund Name	Financing Source Category	Financing Source Account	2020-21 Actual	2021-22 Estimated	2022-23 Recommended	2022-23 Adopted by the Board of Supervisors
1	2	3	4	5	6	7
<i>Total Charges for Current Services</i>			661,038	645,986	551,822	551,822
<i>Miscellaneous Revenues</i>						
	470310	MISC REVENUES	97,013	117,246	0	0
	470330	MIS REV-CONTRI AND DONATIONS	0	0	0	0
<i>Total Miscellaneous Revenues</i>			97,013	117,246	0	0
<i>Other Financing Sources</i>						
	480210	TRANSFERS-IN	6,773,046	10,371,000	7,000,000	7,000,000
<i>Total Other Financing Sources</i>			6,773,046	10,371,000	7,000,000	7,000,000
<b>Total 1420 Miscellaneous Capital Projects</b>			<b>8,032,437</b>	<b>12,619,278</b>	<b>7,556,822</b>	<b>7,556,822</b>
<b>1430 Other Capital Projects - Road and Bridge</b>						
<i>Use of Money and Property</i>						
	441115	INVESTMT INCOME-INT POOLED	161,544	12,048	0	0
	441135	INVESTMT INCOME-UNREALIZD GAIN	(134,704)	0	0	0
<i>Total Use of Money and Property</i>			26,840	12,048	0	0
<i>Intergovernmental Revenues</i>						
	451110	STATE-HWY USERS TAX STATE	4,183,020	4,079,169	5,090,708	5,090,708
	451970	STATE-OTHER	0	8,447	0	0
	452610	FEDERAL-OTHER	1,259,871	1,232,524	0	0

## County of Marin

### Detail of Additional Financing Sources by Fund and Account Governmental Funds Fiscal Year 2022-23

Fund Name	Financing Source Category	Financing Source Account	2020-21 Actual	2021-22 Estimated	2022-23 Recommended	2022-23 Adopted by the Board of Supervisors
1	2	3	4	5	6	7
		453110 OTH-GOVERNMENTAL AGENCIES	16,354,199	2,946,859	1,000,000	1,000,000
<i>Total Intergovernmental Revenues</i>			21,797,090	8,266,999	6,090,708	6,090,708
<i>Charges for Current Services</i>						
		462610 CHRGS FOR CUR SVCS-OTHER	0	96,160	0	0
		462690 OTHER - CONTRACT REV	0	0	0	0
		463415 INTER-FUND COST REC-DPW SAL	0	50,000	0	0
<i>Total Charges for Current Services</i>			0	146,160	0	0
<i>Miscellaneous Revenues</i>						
		470310 MISC REVENUES	(77,427)	0	0	0
		470330 MIS REV-CONTRI AND DONATIONS	0	0	0	0
<i>Total Miscellaneous Revenues</i>			(77,427)	0	0	0
<i>Other Financing Sources</i>						
		480210 TRANSFERS-IN	0	180,000	0	0
		480520 TRANSFERS IN-COUNTY WIDE INIT	3,000,000	8,000,000	8,000,000	8,000,000
		480540 TRANSFERS IN - DISCRETIONARY	5,386,701	0	0	0
<i>Total Other Financing Sources</i>			8,386,701	8,180,000	8,000,000	8,000,000
<b>Total 1430 Other Capital Projects - Road and Bridge</b>			<b>30,133,204</b>	<b>16,605,207</b>	<b>14,090,708</b>	<b>14,090,708</b>

# County of Marin

## Detail of Additional Financing Sources by Fund and Account Governmental Funds Fiscal Year 2022-23

Fund Name	Financing Source Category	Financing Source Account	2020-21 Actual	2021-22 Estimated	2022-23 Recommended	2022-23 Adopted by the Board of Supervisors
1	2	3	4	5	6	7
<b>1440 COP Projects</b>						
<i>Use of Money and Property</i>						
	441115	INVESTMT INCOME-INT POOLED	0	0	0	0
	441135	INVESTMT INCOME-UNREALIZD GAIN	(16,643)	0	0	0
<i>Total Use of Money and Property</i>			(16,643)	0	0	0
<i>Other Financing Sources</i>						
	480210	TRANSFERS-IN	0	0	0	0
	480710	LONG-TERM DEBT PROCEEDS	0	0	0	0
<i>Total Other Financing Sources</i>			0	0	0	0
<b>Total 1440 COP Projects</b>			<b>(16,643)</b>	<b>0</b>	<b>0</b>	<b>0</b>
<b>Total Capital Project Funds</b>			<b>38,362,583</b>	<b>29,464,335</b>	<b>22,026,638</b>	<b>22,026,638</b>

### Debt Service Funds

<b>1600 2003 Pension Obligation Bonds</b>						
<i>Use of Money and Property</i>						
	441110	INVESTMT INCOME-INT	0	0	0	0
	441115	INVESTMT INCOME-INT POOLED	(21,100)	(158)	7,500	7,500
	441125	INVESTMT INCOME-INT AGENCY	0	0	0	0
	441135	INVESTMT INCOME-UNREALIZD GAIN	(23,434)	0	0	0

# County of Marin

## Detail of Additional Financing Sources by Fund and Account Governmental Funds Fiscal Year 2022-23

Fund Name	Financing Source Category	Financing Source Account	2020-21 Actual	2021-22 Estimated	2022-23 Recommended	2022-23 Adopted by the Board of Supervisors
1	2	3	4	5	6	7
<i>Total Use of Money and Property</i>			(44,534)	(158)	7,500	7,500
<i>Miscellaneous Revenues</i>						
		470420 MISC-EMPLOYER CONTRI	88	150	12,869,798	12,869,798
<i>Total Miscellaneous Revenues</i>			88	150	12,869,798	12,869,798
<i>Other Financing Sources</i>						
		480210 TRANSFERS-IN	11,705,596	12,097,967	0	0
<i>Total Other Financing Sources</i>			11,705,596	12,097,967	0	0
<b>Total 1600 2003 Pension Obligation Bonds</b>			<b>11,661,150</b>	<b>12,097,959</b>	<b>12,877,298</b>	<b>12,877,298</b>
<b>1610 Tobacco Securitization Bond</b>						
<i>Use of Money and Property</i>						
		441110 INVESTMT INCOME-INT	399	1,077	125,000	125,000
		441115 INVESTMT INCOME-INT POOLED	3	0	0	0
		441135 INVESTMT INCOME-UNREALIZD GAIN	(2)	0	0	0
<i>Total Use of Money and Property</i>			400	1,077	125,000	125,000
<i>Miscellaneous Revenues</i>						
		470250 MIS REV-TOBACCO SETTLEMENT	2,802,199	2,820,701	1,648,200	1,648,200
		470310 MISC REVENUES	0	0	0	0
<i>Total Miscellaneous Revenues</i>			2,802,199	2,820,701	1,648,200	1,648,200

# County of Marin

## Detail of Additional Financing Sources by Fund and Account Governmental Funds Fiscal Year 2022-23

Fund Name	Financing Source Category	Financing Source Account	2020-21 Actual	2021-22 Estimated	2022-23 Recommended	2022-23 Adopted by the Board of Supervisors
1	2	3	4	5	6	7
<b>Total 1610 Tobacco Securitization Bond</b>			<b>2,802,599</b>	<b>2,821,778</b>	<b>1,773,200</b>	<b>1,773,200</b>
<b>1630 ConsolReasmtBds-Prpy</b>						
<i>Use of Money and Property</i>						
	441115	INVESTMT INCOME-INT POOLED	15	1	0	0
	441135	INVESTMT INCOME-UNREALIZD GAIN	(11)	0	0	0
<i>Total Use of Money and Property</i>			4	1	0	0
<b>Total 1630 ConsolReasmtBds-Prpy</b>			<b>4</b>	<b>1</b>	<b>0</b>	<b>0</b>
<b>1660 MCOS SlpyHlwBondsDSF</b>						
<i>Use of Money and Property</i>						
	441115	INVESTMT INCOME-INT POOLED	138	13	0	0
	441135	INVESTMT INCOME-UNREALIZD GAIN	(104)	0	0	0
<i>Total Use of Money and Property</i>			34	13	0	0
<b>Total 1660 MCOS SlpyHlwBondsDSF</b>			<b>34</b>	<b>13</b>	<b>0</b>	<b>0</b>
<b>1680 2001 Certificates of Participation</b>						
<i>Use of Money and Property</i>						
	441110	INVESTMT INCOME-INT	0	0	0	0
	441115	INVESTMT INCOME-INT POOLED	636	(47)	0	0
	441125	INVESTMT INCOME-INT AGENCY	0	0	0	0
	441135	INVESTMT INCOME-UNREALIZD GAIN	23	0	0	0

# County of Marin

## Detail of Additional Financing Sources by Fund and Account Governmental Funds Fiscal Year 2022-23

Fund Name	Financing Source Category	Financing Source Account	2020-21 Actual	2021-22 Estimated	2022-23 Recommended	2022-23 Adopted by the Board of Supervisors
1	2	3	4	5	6	7
<i>Total Use of Money and Property</i>			659	(47)	0	0
<i>Other Financing Sources</i>						
	480210	TRANSFERS-IN	893,742	721,416	904,059	904,059
<i>Total Other Financing Sources</i>			893,742	721,416	904,059	904,059
<b>Total 1680 2001 Certificates of Participation</b>			<b>894,401</b>	<b>721,369</b>	<b>904,059</b>	<b>904,059</b>
<b>1690 2010 Certificates of Participation</b>						
<i>Use of Money and Property</i>						
	441115	INVESTMT INCOME-INT POOLED	0	0	0	0
	441125	INVESTMT INCOME-INT AGENCY	0	0	0	0
<i>Total Use of Money and Property</i>			0	0	0	0
<i>Other Financing Sources</i>						
	480210	TRANSFERS-IN	0	0	0	0
<i>Total Other Financing Sources</i>			0	0	0	0
<b>Total 1690 2010 Certificates of Participation</b>			<b>0</b>	<b>0</b>	<b>0</b>	<b>0</b>
<b>1700 1915 Marshal #1 - East Shore Wastewater Project</b>						
<i>Taxes</i>						
	411125	PROP TAX CUR SEC SPL BEN TAX	53,953	50,713	56,000	56,000
	460120	TAX COL FEES ADM (CTRA)	(180)	(180)	0	0

## County of Marin

### Detail of Additional Financing Sources by Fund and Account Governmental Funds Fiscal Year 2022-23

Fund Name	Financing Source Category	Financing Source Account	2020-21 Actual	2021-22 Estimated	2022-23 Recommended	2022-23 Adopted by the Board of Supervisors
1	2	3	4	5	6	7
<i>Total Taxes</i>			53,773	50,533	56,000	56,000
<i>Use of Money and Property</i>						
		441115 INVESTMT INCOME-INT POOLED	409	49	100	100
		441135 INVESTMT INCOME-UNREALIZD GAIN	(492)	0	0	0
<i>Total Use of Money and Property</i>			(83)	49	100	100
<b>Total 1700 1915 Marshal #1 - East Shore Wastewater Project</b>			<b>53,690</b>	<b>50,582</b>	<b>56,100</b>	<b>56,100</b>
<b>1710 1915 Marshal #2 - East Shore Wastewater Project</b>						
<i>Taxes</i>						
		411125 PROP TAX CUR SEC SPL BEN TAX	34,423	34,524	36,410	36,410
		460120 TAX COL FEES ADM (CTRA)	(78)	(78)	0	0
<i>Total Taxes</i>			34,345	34,446	36,410	36,410
<i>Use of Money and Property</i>						
		441115 INVESTMT INCOME-INT POOLED	208	13	0	0
		441135 INVESTMT INCOME-UNREALIZD GAIN	(267)	0	0	0
<i>Total Use of Money and Property</i>			(59)	13	0	0
<b>Total 1710 1915 Marshal #2 - East Shore Wastewater Project</b>			<b>34,286</b>	<b>34,459</b>	<b>36,410</b>	<b>36,410</b>

## County of Marin

### Detail of Additional Financing Sources by Fund and Account Governmental Funds Fiscal Year 2022-23

Fund Name	Financing Source Category	Financing Source Account	2020-21 Actual	2021-22 Estimated	2022-23 Recommended	2022-23 Adopted by the Board of Supervisors
1	2	3	4	5	6	7
<b>1720 2015 Certificates of Participation</b>						
<i>Use of Money and Property</i>						
		441115 INVESTMT INCOME-INT POOLED	(5,788)	(1,800)	0	0
		441125 INVESTMT INCOME-INT AGENCY	6	6	0	0
		441135 INVESTMT INCOME-UNREALIZD GAIN	(26)	0	0	0
<i>Total Use of Money and Property</i>			(5,808)	(1,794)	0	0
<i>Other Financing Sources</i>						
		480210 TRANSFERS-IN	4,471,775	4,471,775	4,460,025	4,460,025
		480710 LONG-TERM DEBT PROCEEDS	0	0	0	0
		480720 ORIGINAL ISSUE PREMIUMS	0	0	0	0
<i>Total Other Financing Sources</i>			4,471,775	4,471,775	4,460,025	4,460,025
<b>Total 1720 2015 Certificates of Participation</b>			<b>4,465,967</b>	<b>4,469,981</b>	<b>4,460,025</b>	<b>4,460,025</b>
<b>Total Debt Service Funds</b>			<b>19,912,131</b>	<b>20,196,142</b>	<b>20,107,092</b>	<b>20,107,092</b>
<b>Total All Funds</b>			<b>919,788,406</b>	<b>1,003,321,223</b>	<b>791,166,308</b>	<b>791,166,308</b>



## County of Marin

### Summary of Financing Uses by Function and Fund Governmental Funds Fiscal Year 2022-23

Description 1	2020-21 Actual 2	2021-22 Estimated 3	2022-23 Recommended 4	2022-23 Adopted by the Board of Supervisors 5
------------------	------------------------	---------------------------	-----------------------------	--

#### Summarization by Function

General Government	152,028,333	152,335,226	172,238,128	172,238,128
Public Protection	221,428,172	258,266,211	204,827,037	204,827,037
Public Ways and Facilities	44,583,932	36,179,765	29,588,962	29,588,962
Health and Sanitation	253,714,317	221,939,148	230,810,204	230,810,204
Public Assistance	139,578,378	140,216,479	138,681,396	138,681,396
Education	20,080,654	20,879,784	23,125,082	23,125,082
Recreation and Cultural Services	17,589,534	18,969,957	13,266,950	13,266,950
<b>Total Financing Uses by Function</b>	<b>849,003,320</b>	<b>848,786,570</b>	<b>812,537,759</b>	<b>812,537,759</b>
1000 General Fund	0	0	36,435,124	36,435,124
2160 Road	0	0	1,279,306	1,279,306
2560 Measure A - Parks & Open Space	0	0	0	0
2670 Realignment - Public Safety	0	0	0	0
<b>Total Appropriations for Contingencies</b>	<b>0</b>	<b>0</b>	<b>37,714,430</b>	<b>37,714,430</b>
<b>Subtotal Financing Uses</b>	<b>849,003,320</b>	<b>848,786,570</b>	<b>850,252,189</b>	<b>850,252,189</b>
<b>Total Financing Uses:</b>	<b>849,003,320</b>	<b>848,786,570</b>	<b>850,252,189</b>	<b>850,252,189</b>

## County of Marin

### Summary of Financing Uses by Function and Fund (Cont.) Governmental Funds Fiscal Year 2022-23

Description	2020-21 Actual	2021-22 Estimated	2022-23 Recommended	2022-23 Adopted by the Board of Supervisors
1	2	3	4	5

#### Summarization by Fund

1000 General Fund	361,189,212	355,471,581	434,186,956	434,186,956
1010 Miscellaneous Projects	44,268,206	35,869,357	0	0
1410 Courthouse Construction Fund (GC 76100)	379,108	242,936	379,108	379,108
1420 Miscellaneous Capital Projects	7,387,441	6,870,839	7,556,822	7,556,822
1430 Other Capital Projects - Road and Bridge	30,437,666	20,486,227	14,090,708	14,090,708
1440 COP Projects	700,425	318,123	0	0
1600 2003 Pension Obligation Bonds	11,628,996	12,233,229	12,877,298	12,877,298
1610 Tobacco Securitization Bond	2,818,295	2,849,158	1,773,200	1,773,200
1680 2001 Certificates of Participation	895,000	894,491	904,059	904,059
1690 2010 Certificates of Participation	0	0	0	0
1700 1915 Marshal #1 - East Shore Wastewater Project	52,952	52,921	56,100	56,100
1710 1915 Marshal #2 - East Shore Wastewater Project	57,536	34,518	36,410	36,410
1720 2015 Certificates of Participation	4,463,634	4,457,884	4,460,025	4,460,025
2020 Electronic Recording Delivery Systems	39,206	46,363	60,000	60,000
2030 Records Modernization (GC 27361)	303,826	861,052	507,185	507,185
2040 Micrographics Conversion (GF 27361.4)	67,273	67,693	90,000	90,000
2050 Vital Records Modernization (SB 1535)	13,496	12,080	15,000	15,000
2060 SSN Truncation Program	30,980	35,786	13,350	13,350
2070 Planning In-Lieu Housing	659,948	1,092,906	761,000	761,000
2080 Building Inspection	4,097,756	4,128,285	5,223,944	5,223,944
2090 Environmental Health Services	3,936,296	4,107,351	4,855,876	4,855,876

# County of Marin

## Summary of Financing Uses by Function and Fund (Cont.) Governmental Funds Fiscal Year 2022-23

Description	2020-21 Actual	2021-22 Estimated	2022-23 Recommended	2022-23 Adopted by the Board of Supervisors
1	2	3	4	5

### Summarization by Fund

2100 HUD Fund	(696)	(161)	0	0
2110 East Shore Wastewater Maintenance Fund	69,372	56,598	70,000	70,000
2120 Child Support Services	3,196,570	3,145,793	3,809,891	3,809,891
2130 DOJ Equitable Sharing Program	0	3,275	0	0
2140 High Tech Theft Apprehension & Prosecution (Cnty)	1,482,157	1,405,149	2,000,000	2,000,000
2150 MCERA Employees	2,674,879	2,708,818	3,258,097	3,258,097
2160 Road	9,664,362	10,607,384	12,437,524	12,437,524
2170 Survey Monument Preservation	10,460	0	20,000	20,000
2180 Tidelands Use Fees	6,590	20,000	20,000	20,000
2200 Roadway Impact Fees	750,000	750,000	750,000	750,000
2220 Traffic - Strawberry Interchange Plan	0	0	0	0
2250 Zero Waste Public Outreach	20,000	20,000	20,000	20,000
2260 Non-Motorized Transportation Plan (NTPP)	0	0	0	0
2280 Hospital Preparedness Program (HPP)	859,793	445,776	514,448	514,448
2290 California Tobacco Control Program (CTCP)	685,804	466,449	613,589	613,589
2300 Domestic Violence (W&I 18305)	31,048	0	66,000	66,000
2310 Children's Trust (AB 2994)	23,400	23,075	23,400	23,400
2320 Social Services Realignment	16,030,086	13,478,439	15,541,812	15,541,812
2330 Health Services Realignment	10,574,833	12,625,916	9,353,703	9,353,703
2340 Health Program	915,053	915,053	965,368	965,368
2350 Emergency Medical Services (GC 76104)	525,571	431,499	765,255	765,255
2360 Mental Health Realignment	12,740,246	14,057,379	12,043,239	12,043,239

# County of Marin

## Summary of Financing Uses by Function and Fund (Cont.) Governmental Funds Fiscal Year 2022-23

Description	2020-21 Actual	2021-22 Estimated	2022-23 Recommended	2022-23 Adopted by the Board of Supervisors
1	2	3	4	5

### Summarization by Fund

2370 Mental Health Program	0	0	200,000	200,000
2380 Mental Health Services Act (Prop 63)	17,900,344	19,807,729	21,212,306	21,212,306
2390 Substance Abuse Prevention and Treatment (SAPT)	976,283	0	0	0
2400 Project Independence	0	0	0	0
2410 Realignment - CalWORKS MOE	2,263,915	2,476,734	2,539,195	2,539,195
2420 DHCS Intergovernmental Transfer Agreement	212,801	0	0	0
2430 Vital Statistics (SB 1535)	13,669	8,175	8,500	8,500
2450 Child Car Seat Program	0	0	0	0
2470 Marin County Library	17,280,570	18,297,698	20,545,324	20,545,324
2480 Marin County Free Library Measure A	3,048,720	2,520,229	3,346,400	3,346,400
2490 Marin County Library Trust	0	2,661	0	0
2510 Corte Madera Library - A. Cello Fund	0	0	0	0
2520 California Room Trust - Watkins Estate	0	0	0	0
2530 Stinson Beach Library Trust	80	0	0	0
2550 Luiz Ranch Endowment	0	0	0	0
2560 Measure A - Parks & Open Space	10,307,964	10,439,063	4,677,274	4,677,274
2570 Realignment - Juvenile Justice Crime Prevention	1,106,559	913,545	1,171,636	1,171,636
2580 Inmate Welfare Fund	283,459	221,292	299,277	299,277
2590 DMV Vehicle Theft (PC 9250.14)	114,192	118,760	241,414	241,414
2600 Suppl Lcl Law Enf - Rural Counties and COPS	311,463	46,463	0	0
2610 Crime Prevention - DCEP	15,000	15,000	15,000	15,000
2630 Asset Forfeiture	0	0	0	0

# County of Marin

## Summary of Financing Uses by Function and Fund (Cont.) Governmental Funds Fiscal Year 2022-23

Description 1	2020-21 Actual 2	2021-22 Estimated 3	2022-23 Recommended 4	2022-23 Adopted by the Board of Supervisors 5
------------------	------------------------	---------------------------	-----------------------------	--

### Summarization by Fund

2640 Auto Finger ID (GC 76102)	104,024	387,290	394,587	394,587
2670 Realignment - Public Safety	5,104,313	4,953,053	6,686,687	6,686,687
2680 Realignment - SB 1020	13,171,175	12,819,113	14,170,768	14,170,768
2690 Realignment - Juvenile Justice YOBG	789,880	1,054,217	954,963	954,963
2700 Countywide Grants	1,195,557	1,903,060	664,505	664,505
2720 Dispute Resolution (BP 470.3)	25,000	7,200	0	0
2730 Criminal Justice Facilities (GC 76101)	540,000	0	540,000	540,000
2740 Real Estate Fraud (GC 27388)	0	160,731	243,243	243,243
2770 HUD HOME Prog Inc	88,039	106,043	801,830	801,830
2780 Treasury AFMLS - Equitable Sharing Prgm	1,460	0	0	0
2790 SB678 Community Correction Performance	807,858	993,259	1,226,120	1,226,120
2800 Health and Human Services Operating	203,905,757	196,262,800	216,345,566	216,345,566
2810 Fish and Wildlife Commission	37,923	14,106	46,930	46,930
2860 Asset Forfeiture	0	0	0	0
2870 Asset Forfeiture	0	0	0	0
2880 Asset Forfeiture	228,656	0	0	0
2890 Zimmer Family Trust	0	5,285	0	0
2900 Health and Human Services Whole Person	5,518,368	4,384,298	0	0
2970 HUD CDBG Program	1,275,341	1,320,154	1,621,547	1,621,547
2980 Health and Human Services Grants	784,075	5,602,488	0	0
2990 CARES ACT EMERGENCY RELIEF	26,676,598	0	0	0
3390 WsteMgmtJPA-WstMarin	0	5,000	0	0

## County of Marin

### Summary of Financing Uses by Function and Fund (Cont.) Governmental Funds Fiscal Year 2022-23

Description	2020-21 Actual	2021-22 Estimated	2022-23 Recommended	2022-23 Adopted by the Board of Supervisors
1	2	3	4	5

#### Summarization by Fund

3440 TOT Measure W Fire Emergency Services	314,445	860,347	465,000	465,000
3450 TOT Measure W Community Housing	43,766	285,019	750,000	750,000
3480 MWPA MEASURE C	869,286	1,196,496	679,750	679,750
3500 AMERICAN RESCUE PLAN OF 2021	0	50,273,916	0	0
3510 TOT MEAS W MARIN CO FIRE	0	32,124	285,000	285,000
6220 Fishnet 4C	0	0	0	0
6240 Other Grants	0	0	0	0
6250 CSA #23 Terra Linda Area	0	0	0	0
6260 CSA #25 San Marin Area	0	0	0	0
6270 Affordable Housing Fund	0	0	0	0
6280 Marin Transport Proj	0	0	0	0
6310 Traffic N. GateActiv	0	0	0	0
6340 Alcohol and Drug Program	0	0	0	0
6410 Welfare Program	0	0	0	0
6500 Stafford Lake Trust	0	0	0	0

#### Total Summarization by Fund

	849,003,320	848,786,570	850,252,189	850,252,189
--	-------------	-------------	-------------	-------------

## County of Marin

**Detail of Financing Uses by Function, Activity and Budget Unit  
Governmental Funds  
Fiscal Year 2022-23**

Function, Activity, and Budget Unit	2020-21 Actual	2021-22 Estimated	2022-23 Recommended	2022-23 Adopted by the Board of Supervisors
1	2	3	4	5

**General Government**

**Communication**

410 DEPARTMENT OF PUBLIC WORKS	9,837,598	3,578,349	3,473,030	3,473,030
--------------------------------	-----------	-----------	-----------	-----------

<b>Activity Total: Communication</b>	<b>9,837,598</b>	<b>3,578,349</b>	<b>3,473,030</b>	<b>3,473,030</b>
--------------------------------------	------------------	------------------	------------------	------------------

**County Counsel**

340 COUNTY COUNSEL	5,012,489	5,091,439	5,829,846	5,829,846
--------------------	-----------	-----------	-----------	-----------

<b>Activity Total: County Counsel</b>	<b>5,012,489</b>	<b>5,091,439</b>	<b>5,829,846</b>	<b>5,829,846</b>
---------------------------------------	------------------	------------------	------------------	------------------

**Elections**

390 ELECTIONS	3,856,567	4,339,945	3,641,820	3,641,820
---------------	-----------	-----------	-----------	-----------

<b>Activity Total: Elections</b>	<b>3,856,567</b>	<b>4,339,945</b>	<b>3,641,820</b>	<b>3,641,820</b>
----------------------------------	------------------	------------------	------------------	------------------

**Finance**

310 ASSESSOR RECORDER COUNTY CLERK	8,127,423	8,861,049	8,791,082	8,791,082
------------------------------------	-----------	-----------	-----------	-----------

320 DEPARTMENT OF FINANCE	7,902,083	8,635,130	9,673,248	9,673,248
---------------------------	-----------	-----------	-----------	-----------

410 DEPARTMENT OF PUBLIC WORKS	1,375,176	1,051,027	1,049,538	1,049,538
--------------------------------	-----------	-----------	-----------	-----------

<b>Activity Total: Finance</b>	<b>17,404,682</b>	<b>18,547,206</b>	<b>19,513,868</b>	<b>19,513,868</b>
--------------------------------	-------------------	-------------------	-------------------	-------------------

**Legislative and Administrative**

300 COUNTY ADMINISTRATORS OFFICE	10,909,401	9,009,625	10,636,278	10,636,278
----------------------------------	------------	-----------	------------	------------

# County of Marin

## Detail of Financing Uses by Function, Activity and Budget Unit Governmental Funds Fiscal Year 2022-23

Function, Activity, and Budget Unit 1	2020-21 Actual 2	2021-22 Estimated 3	2022-23 Recommended 4	2022-23 Adopted by the Board of Supervisors 5
330 BOARD OF SUPERVISORS	3,595,604	3,770,176	2,655,550	2,655,550
900 NON DEPARTMENTAL	0	0	55,500	55,500
<b>Activity Total: Legislative and Administrative</b>	<b>14,505,005</b>	<b>12,779,801</b>	<b>13,347,328</b>	<b>13,347,328</b>
<b>Other General</b>				
300 COUNTY ADMINISTRATORS OFFICE	0	0	0	0
360 INFORMATION SVC AND TECHNOLOGY	24,052,877	24,357,620	22,177,959	22,177,959
380 MCERA	2,674,879	2,708,818	3,258,097	3,258,097
410 DEPARTMENT OF PUBLIC WORKS	8,446,482	7,999,029	7,356,908	7,356,908
900 NON DEPARTMENTAL	38,943,059	45,708,278	64,844,135	64,844,135
<b>Activity Total: Other General</b>	<b>74,117,297</b>	<b>80,773,745</b>	<b>97,637,099</b>	<b>97,637,099</b>
<b>Personnel</b>				
340 COUNTY COUNSEL	102,725	148,695	170,213	170,213
350 HUMAN RESOURCES	6,312,855	7,210,442	7,892,131	7,892,131
<b>Activity Total: Personnel</b>	<b>6,415,580</b>	<b>7,359,137</b>	<b>8,062,344</b>	<b>8,062,344</b>
<b>Plant Acquisition</b>				
410 DEPARTMENT OF PUBLIC WORKS	7,445,153	8,673,149	12,211,151	12,211,151
520 MARIN COUNTY PARKS	144	0	0	0
540 MARIN COUNTY FREE LIBRARY	570,345	275,839	1,100,000	1,100,000
<b>Activity Total: Plant Acquisition</b>	<b>8,015,642</b>	<b>8,948,988</b>	<b>13,311,151</b>	<b>13,311,151</b>



## County of Marin

**Detail of Financing Uses by Function, Activity and Budget Unit  
Governmental Funds  
Fiscal Year 2022-23**

Function, Activity, and Budget Unit 1	2020-21 Actual 2	2021-22 Estimated 3	2022-23 Recommended 4	2022-23 Adopted by the Board of Supervisors 5
--	------------------------	---------------------------	-----------------------------	--

<b>Property Management</b>				
300 COUNTY ADMINISTRATORS OFFICE	1,069,819	359,459	314,249	314,249
410 DEPARTMENT OF PUBLIC WORKS	11,703,438	10,399,354	6,774,924	6,774,924
530 CULTURAL SERVICES	90,216	157,803	332,469	332,469
<b>Activity Total: Property Management</b>	<b>12,863,473</b>	<b>10,916,616</b>	<b>7,421,642</b>	<b>7,421,642</b>
<b>Function Total: General Government</b>	<b>152,028,333</b>	<b>152,335,226</b>	<b>172,238,128</b>	<b>172,238,128</b>

# County of Marin

**Detail of Financing Uses by Function, Activity and Budget Unit**  
**Governmental Funds**  
**Fiscal Year 2022-23**

Function, Activity, and Budget Unit 1	2020-21 Actual 2	2021-22 Estimated 3	2022-23 Recommended 4	2022-23 Adopted by the Board of Supervisors 5
--	------------------------	---------------------------	-----------------------------	--

## Public Protection

### Detention and Correction

240 PROBATION	22,290,029	23,570,128	25,272,677	25,272,677
260 SHERIFF CORONERS OFFICE	31,980,514	30,759,388	30,251,071	30,251,071
<b>Activity Total: Detention and Correction</b>	<b>54,270,543</b>	<b>54,329,516</b>	<b>55,523,748</b>	<b>55,523,748</b>

### Fire Protection

230 MARIN COUNTY FIRE	35,730,171	36,301,529	29,641,931	29,641,931
900 NON DEPARTMENTAL	18,332	0	0	0
<b>Activity Total: Fire Protection</b>	<b>35,748,503</b>	<b>36,301,529</b>	<b>29,641,931</b>	<b>29,641,931</b>

### Flood Cntrl and Soil and Water Conserv

410 DEPARTMENT OF PUBLIC WORKS	895,515	849,379	766,510	766,510
653 WASTE MANAGEMENT JPA	0	5,000	0	0
<b>Activity Total: Flood Cntrl and Soil and Water Conserv</b>	<b>895,515</b>	<b>854,379</b>	<b>766,510</b>	<b>766,510</b>

### Judicial

200 CHILD SUPPORT SERVICES	4,090,568	4,047,753	4,837,060	4,837,060
220 DISTRICT ATTORNEY	13,536,569	14,468,475	13,795,281	13,795,281
250 PUBLIC DEFENDER	8,672,988	8,165,633	8,509,579	8,509,579
900 NON DEPARTMENTAL	2,200,133	2,210,169	2,108,700	2,108,700
<b>Activity Total: Judicial</b>	<b>28,500,258</b>	<b>28,892,030</b>	<b>29,250,620</b>	<b>29,250,620</b>

# County of Marin

## Detail of Financing Uses by Function, Activity and Budget Unit Governmental Funds Fiscal Year 2022-23

Function, Activity, and Budget Unit 1	2020-21 Actual 2	2021-22 Estimated 3	2022-23 Recommended 4	2022-23 Adopted by the Board of Supervisors 5
--	------------------------	---------------------------	-----------------------------	--

### Other Protection

100 HEALTH AND HUMAN SERVICES	2,758,946	2,194,632	2,788,544	2,788,544
220 DISTRICT ATTORNEY	3,662,266	3,263,882	4,364,655	4,364,655
230 MARIN COUNTY FIRE	7,188,900	7,254,616	6,846,323	6,846,323
250 PUBLIC DEFENDER	0	386	0	0
260 SHERIFF CORONERS OFFICE	3,199,034	3,248,333	2,336,308	2,336,308
300 COUNTY ADMINISTRATORS OFFICE	3,711,616	0	0	0
310 ASSESSOR RECORDER COUNTY CLERK	2,295,708	2,820,051	2,916,275	2,916,275
320 DEPARTMENT OF FINANCE	515,067	465,635	710,002	710,002
400 COMMUNITY DEVELOPMENT AGENCY	7,136,710	7,112,425	6,803,435	6,803,435
410 DEPARTMENT OF PUBLIC WORKS	5,152,541	5,205,893	5,838,354	5,838,354
900 NON DEPARTMENTAL	17,984,470	56,816,969	3,747,190	3,747,190

<b>Activity Total: Other Protection</b>	<b>53,605,258</b>	<b>88,382,822</b>	<b>36,351,086</b>	<b>36,351,086</b>
---	-------------------	-------------------	-------------------	-------------------

### Police Protection

260 SHERIFF CORONERS OFFICE	41,742,464	42,362,989	45,453,741	45,453,741
-----------------------------	------------	------------	------------	------------

<b>Activity Total: Police Protection</b>	<b>41,742,464</b>	<b>42,362,989</b>	<b>45,453,741</b>	<b>45,453,741</b>
--	-------------------	-------------------	-------------------	-------------------

### Protective Inspection

400 COMMUNITY DEVELOPMENT AGENCY	4,097,756	4,128,285	5,223,944	5,223,944
500 AGRICULTURE WEIGHTS MEASURES	2,567,875	3,014,661	2,615,457	2,615,457

<b>Activity Total: Protective Inspection</b>	<b>6,665,631</b>	<b>7,142,946</b>	<b>7,839,401</b>	<b>7,839,401</b>
--	------------------	------------------	------------------	------------------

## County of Marin

**Detail of Financing Uses by Function, Activity and Budget Unit**  
**Governmental Funds**  
**Fiscal Year 2022-23**

Function, Activity, and Budget Unit 1	2020-21 Actual 2	2021-22 Estimated 3	2022-23 Recommended 4	2022-23 Adopted by the Board of Supervisors 5
--	------------------------	---------------------------	-----------------------------	--

<b>Function Total: Public Protection</b>	<b>221,428,172</b>	<b>258,266,211</b>	<b>204,827,037</b>	<b>204,827,037</b>
--	--------------------	--------------------	--------------------	--------------------

## County of Marin

**Detail of Financing Uses by Function, Activity and Budget Unit**  
**Governmental Funds**  
**Fiscal Year 2022-23**

Function, Activity, and Budget Unit 1	2020-21 Actual 2	2021-22 Estimated 3	2022-23 Recommended 4	2022-23 Adopted by the Board of Supervisors 5
--	------------------------	---------------------------	-----------------------------	--

**Public Ways and Facilities**

**Park Facilities**

410 DEPARTMENT OF PUBLIC WORKS	0	491,004	0	0
<b>Activity Total: Park Facilities</b>	<b>0</b>	<b>491,004</b>	<b>0</b>	<b>0</b>

**Public Ways**

410 DEPARTMENT OF PUBLIC WORKS	44,583,932	35,688,761	29,588,962	29,588,962
<b>Activity Total: Public Ways</b>	<b>44,583,932</b>	<b>35,688,761</b>	<b>29,588,962</b>	<b>29,588,962</b>

<b>Function Total: Public Ways and Facilities</b>	<b>44,583,932</b>	<b>36,179,765</b>	<b>29,588,962</b>	<b>29,588,962</b>
---	-------------------	-------------------	-------------------	-------------------

# County of Marin

## Detail of Financing Uses by Function, Activity and Budget Unit Governmental Funds Fiscal Year 2022-23

Function, Activity, and Budget Unit 1	2020-21 Actual 2	2021-22 Estimated 3	2022-23 Recommended 4	2022-23 Adopted by the Board of Supervisors 5
--	------------------------	---------------------------	-----------------------------	--

### Health and Sanitation

#### California Children Services

100 HEALTH AND HUMAN SERVICES	4,033,675	3,997,890	4,600,796	4,600,796
<b>Activity Total: California Children Services</b>	<b>4,033,675</b>	<b>3,997,890</b>	<b>4,600,796</b>	<b>4,600,796</b>

#### Health

100 HEALTH AND HUMAN SERVICES	154,389,360	161,094,086	154,630,916	154,630,916
400 COMMUNITY DEVELOPMENT AGENCY	4,361,584	4,605,204	5,231,769	5,231,769
900 NON DEPARTMENTAL	89,440,324	50,832,957	64,470,057	64,470,057
<b>Activity Total: Health</b>	<b>248,191,268</b>	<b>216,532,247</b>	<b>224,332,742</b>	<b>224,332,742</b>

#### Sanitation Refuse Collect and Disposal

410 DEPARTMENT OF PUBLIC WORKS	1,489,374	1,409,011	1,876,666	1,876,666
<b>Activity Total: Sanitation Refuse Collect and Disposal</b>	<b>1,489,374</b>	<b>1,409,011</b>	<b>1,876,666</b>	<b>1,876,666</b>

<b>Function Total: Health and Sanitation</b>	<b>253,714,317</b>	<b>221,939,148</b>	<b>230,810,204</b>	<b>230,810,204</b>
--	--------------------	--------------------	--------------------	--------------------

# County of Marin

**Detail of Financing Uses by Function, Activity and Budget Unit**  
**Governmental Funds**  
**Fiscal Year 2022-23**

Function, Activity, and Budget Unit 1	2020-21 Actual 2	2021-22 Estimated 3	2022-23 Recommended 4	2022-23 Adopted by the Board of Supervisors 5
--	------------------------	---------------------------	-----------------------------	--

**Public Assistance**

**Administration**

100 HEALTH AND HUMAN SERVICES	113,991,498	104,669,606	118,680,058	118,680,058
<b>Activity Total: Administration</b>	<b>113,991,498</b>	<b>104,669,606</b>	<b>118,680,058</b>	<b>118,680,058</b>

**Other Assistance**

100 HEALTH AND HUMAN SERVICES	12,615,400	12,928,512	15,159,684	15,159,684
400 COMMUNITY DEVELOPMENT AGENCY	6,641,795	6,541,024	4,486,877	4,486,877
900 NON DEPARTMENTAL	6,002,402	15,755,317	0	0
<b>Activity Total: Other Assistance</b>	<b>25,259,597</b>	<b>35,224,853</b>	<b>19,646,561</b>	<b>19,646,561</b>

**Veterans Services**

100 HEALTH AND HUMAN SERVICES	327,283	322,020	354,777	354,777
<b>Activity Total: Veterans Services</b>	<b>327,283</b>	<b>322,020</b>	<b>354,777</b>	<b>354,777</b>

<b>Function Total: Public Assistance</b>	<b>139,578,378</b>	<b>140,216,479</b>	<b>138,681,396</b>	<b>138,681,396</b>
--	--------------------	--------------------	--------------------	--------------------

# County of Marin

**Detail of Financing Uses by Function, Activity and Budget Unit**  
**Governmental Funds**  
**Fiscal Year 2022-23**

Function, Activity, and Budget Unit 1	2020-21 Actual 2	2021-22 Estimated 3	2022-23 Recommended 4	2022-23 Adopted by the Board of Supervisors 5
--	------------------------	---------------------------	-----------------------------	--

**Education**

**Agricultural Education**

510 UC COOPERATIVE EXTENSION MARIN	321,629	329,750	333,358	333,358
<b>Activity Total: Agricultural Education</b>	<b>321,629</b>	<b>329,750</b>	<b>333,358</b>	<b>333,358</b>

**Library Services**

540 MARIN COUNTY FREE LIBRARY	19,759,025	20,550,034	22,791,724	22,791,724
<b>Activity Total: Library Services</b>	<b>19,759,025</b>	<b>20,550,034</b>	<b>22,791,724</b>	<b>22,791,724</b>

<b>Function Total: Education</b>	<b>20,080,654</b>	<b>20,879,784</b>	<b>23,125,082</b>	<b>23,125,082</b>
----------------------------------	-------------------	-------------------	-------------------	-------------------



# County of Marin

**Detail of Financing Uses by Function, Activity and Budget Unit**  
**Governmental Funds**  
**Fiscal Year 2022-23**

Function, Activity, and Budget Unit 1	2020-21 Actual 2	2021-22 Estimated 3	2022-23 Recommended 4	2022-23 Adopted by the Board of Supervisors 5
--	------------------------	---------------------------	-----------------------------	--

**Recreation and Cultural Services**

**Cultural Services**

530 CULTURAL SERVICES	2,261,170	2,989,563	3,453,972	3,453,972
<b>Activity Total: Cultural Services</b>	<b>2,261,170</b>	<b>2,989,563</b>	<b>3,453,972</b>	<b>3,453,972</b>

**Recreation Facilities**

520 MARIN COUNTY PARKS	15,328,364	15,980,394	9,812,978	9,812,978
659 MARIN COUNTY OPEN SPACE	0	0	0	0
<b>Activity Total: Recreation Facilities</b>	<b>15,328,364</b>	<b>15,980,394</b>	<b>9,812,978</b>	<b>9,812,978</b>

<b>Function Total: Recreation and Cultural Services</b>	<b>17,589,534</b>	<b>18,969,957</b>	<b>13,266,950</b>	<b>13,266,950</b>
---	-------------------	-------------------	-------------------	-------------------

# County of Marin

**Detail of Financing Uses by Function, Activity and Budget Unit**  
**Governmental Funds**  
**Fiscal Year 2022-23**

Function, Activity, and Budget Unit 1	2020-21 Actual 2	2021-22 Estimated 3	2022-23 Recommended 4	2022-23 Adopted by the Board of Supervisors 5
--	------------------------	---------------------------	-----------------------------	--

<b>Grand Total of Financing Uses by Function</b>	<b>849,003,320</b>	<b>848,786,570</b>	<b>812,537,759</b>	<b>812,537,759</b>
--	--------------------	--------------------	--------------------	--------------------

# County of Marin

## Financing Sources and Uses by Budget Unit by Object Governmental Funds Fiscal Year 2022-23

Detail by Revenue Category and Expenditure Object	2020-21 Actual	2021-22 Estimated	2022-23 Recommended	2022-23 Adopted by the Board of Supervisors
1	2	3	4	5

**Budget Unit:** 100 HEALTH AND HUMAN SERVICES

**Function:** Public Protection

**Activity:** Other Protection

**Revenues**

Use of Money and Property	(35,526)	2,983	8,000	8,000
Intergovernmental Revenues	34,675	104,120	150,000	150,000
Charges for Current Services	97,071	175,030	236,000	236,000
Miscellaneous Revenues	0	0	0	0
Other Financing Sources	150,000	150,000	150,000	150,000
<b>Total Revenues</b>	<b>246,220</b>	<b>432,133</b>	<b>544,000</b>	<b>544,000</b>

**Expenditures/Appropriations**

Salary and Employee Benefits	1,884,960	1,869,533	2,066,737	2,066,737
Services and Supplies	67,222	74,516	94,128	94,128
Support of Clients	13,475	1,920	17,000	17,000
Intrafund Expense	(291,375)	(321,632)	(229,768)	(229,768)
Interfund Expense	934,664	420,295	690,447	690,447
Transfers Out	150,000	150,000	150,000	150,000

<b>Total Expenditures/Appropriations</b>	<b>2,758,946</b>	<b>2,194,632</b>	<b>2,788,544</b>	<b>2,788,544</b>
--	------------------	------------------	------------------	------------------

<b>Activity Total: Other Protection</b>	<b>2,512,726</b>	<b>1,762,499</b>	<b>2,244,544</b>	<b>2,244,544</b>
---	------------------	------------------	------------------	------------------

<b>Function Total: Public Protection</b>	<b>2,512,726</b>	<b>1,762,499</b>	<b>2,244,544</b>	<b>2,244,544</b>
--	------------------	------------------	------------------	------------------

# County of Marin

## Financing Sources and Uses by Budget Unit by Object Governmental Funds Fiscal Year 2022-23

Detail by Revenue Category and Expenditure Object	2020-21 Actual	2021-22 Estimated	2022-23 Recommended	2022-23 Adopted by the Board of Supervisors
1	2	3	4	5

**Budget Unit:** 100 HEALTH AND HUMAN SERVICES

**Function:** Health and Sanitation

**Activity:** California Children Services

### Revenues

Intergovernmental Revenues	3,136,793	3,656,447	2,756,421	2,756,421
Charges for Current Services	0	0	0	0
Miscellaneous Revenues	0	0	0	0
Other Financing Sources	1,888,023	2,195,427	1,726,618	1,726,618
<b>Total Revenues</b>	<b>5,024,816</b>	<b>5,851,874</b>	<b>4,483,039</b>	<b>4,483,039</b>

### Expenditures/Appropriations

Other Financing Sources	0	674	0	0
Salary and Employee Benefits	1,600,433	1,331,403	1,957,731	1,957,731
Services and Supplies	62,302	74,086	217,908	217,908
Intrafund Expense	234,407	195,353	302,173	302,173
Interfund Expense	246,800	198,948	324,970	324,970
Transfers Out	1,888,022	2,195,426	1,726,618	1,726,618
Claims Expense	1,711	2,000	71,396	71,396
<b>Total Expenditures/Appropriations</b>	<b>4,033,675</b>	<b>3,997,890</b>	<b>4,600,796</b>	<b>4,600,796</b>

<b>Activity Total: California Children Services</b>	<b>(991,141)</b>	<b>(1,853,984)</b>	<b>117,757</b>	<b>117,757</b>
---	------------------	--------------------	----------------	----------------

# County of Marin

## Financing Sources and Uses by Budget Unit by Object Governmental Funds Fiscal Year 2022-23

Detail by Revenue Category and Expenditure Object	2020-21 Actual	2021-22 Estimated	2022-23 Recommended	2022-23 Adopted by the Board of Supervisors
1	2	3	4	5

**Budget Unit:** 100 HEALTH AND HUMAN SERVICES

**Function:** Health and Sanitation

**Activity:** Health

### Revenues

Licenses, Permits and Franchises	5,100	4,450	5,000	5,000
Fines, Forfeitures, and Penalties	434,171	514,487	816,135	816,135
Use of Money and Property	105,172	31,257	0	0
Intergovernmental Revenues	91,336,994	101,664,190	82,850,099	82,850,099
Charges for Current Services	1,164,047	1,358,537	1,172,971	1,172,971
Miscellaneous Revenues	68,304	161,102	2,000	2,000
Other Financing Sources	37,122,038	35,541,048	28,541,706	28,541,706
<b>Total Revenues</b>	<b>130,235,826</b>	<b>139,275,071</b>	<b>113,387,911</b>	<b>113,387,911</b>

### Expenditures/Appropriations

Other Financing Sources	0	12,748	0	0
Salary and Employee Benefits	54,380,318	58,012,020	68,722,500	68,722,500
Services and Supplies	47,051,579	52,307,256	41,336,111	41,336,111
Support of Clients	16,165,491	14,496,734	16,449,163	16,449,163
Capital Assets	0	0	0	0
Intrafund Expense	(5,766,754)	(5,259,944)	(8,565,869)	(8,565,869)
Interfund Expense	7,248,027	8,854,835	7,338,912	7,338,912
Transfers Out	34,604,001	31,949,862	28,529,069	28,529,069
Contingencies	0	0	0	0
Claims Expense	706,698	720,575	821,030	821,030
<b>Total Expenditures/Appropriations</b>	<b>154,389,360</b>	<b>161,094,086</b>	<b>154,630,916</b>	<b>154,630,916</b>

**Activity Total: Health**

**24,153,534**

157

**21,819,015**

**41,243,005**

**41,243,005**

# County of Marin

**Financing Sources and Uses by Budget Unit by Object**  
**Governmental Funds**  
**Fiscal Year 2022-23**

Detail by Revenue Category and Expenditure Object	2020-21 Actual	2021-22 Estimated	2022-23 Recommended	2022-23 Adopted by the Board of Supervisors
1	2	3	4	5

<b>Function Total: Health and Sanitation</b>	<b>23,162,393</b>	<b>19,965,031</b>	<b>41,360,762</b>	<b>41,360,762</b>
--	-------------------	-------------------	-------------------	-------------------

# County of Marin

## Financing Sources and Uses by Budget Unit by Object Governmental Funds Fiscal Year 2022-23

Detail by Revenue Category and Expenditure Object	2020-21 Actual	2021-22 Estimated	2022-23 Recommended	2022-23 Adopted by the Board of Supervisors
1	2	3	4	5

**Budget Unit:** 100 HEALTH AND HUMAN SERVICES

**Function:** Public Assistance

**Activity:** Administration

### Revenues

Licenses, Permits and Franchises	38,758	35,574	66,000	66,000
Use of Money and Property	38,839	5,590	0	0
Intergovernmental Revenues	74,167,986	85,246,037	75,625,141	75,625,141
Charges for Current Services	109,591	26,550	6,800	6,800
Miscellaneous Revenues	103,062	(186,773)	0	0
Other Financing Sources	24,554,213	22,659,820	24,465,843	24,465,843
<b>Total Revenues</b>	<b>99,012,449</b>	<b>107,786,798</b>	<b>100,163,784</b>	<b>100,163,784</b>

### Expenditures/Appropriations

Other Financing Sources	0	1,262	0	0
Salary and Employee Benefits	35,873,176	36,747,351	41,622,880	41,622,880
Services and Supplies	12,332,848	5,248,267	5,756,176	5,756,176
Support of Clients	25,301,709	25,569,069	27,442,574	27,442,574
Intrafund Expense	4,889,761	4,569,051	7,411,104	7,411,104
Interfund Expense	5,784,692	6,129,133	6,866,694	6,866,694
Other Financing Uses	0	0	0	0
Transfers Out	29,809,312	26,405,473	29,580,630	29,580,630
Contingencies	0	0	0	0
Claims Expense	0	0	0	0
<b>Total Expenditures/Appropriations</b>	<b>113,991,498</b>	<b>104,669,606</b>	<b>118,680,058</b>	<b>118,680,058</b>

**Activity Total: Administration**      **14,979,049**      **(3,117,192)**      **18,516,274**      **18,516,274**

# County of Marin

## Financing Sources and Uses by Budget Unit by Object Governmental Funds Fiscal Year 2022-23

Detail by Revenue Category and Expenditure Object	2020-21 Actual	2021-22 Estimated	2022-23 Recommended	2022-23 Adopted by the Board of Supervisors
1	2	3	4	5

**Budget Unit:** 100 HEALTH AND HUMAN SERVICES

**Function:** Public Assistance

**Activity:** Other Assistance

### Revenues

Intergovernmental Revenues	8,620,458	8,368,005	11,228,848	11,228,848
Charges for Current Services	7,072	3,127	0	0
Miscellaneous Revenues	(6,500)	6,431	13,500	13,500
Other Financing Sources	2,026,908	1,517,774	1,877,247	1,877,247
<b>Total Revenues</b>	<b>10,647,938</b>	<b>9,895,337</b>	<b>13,119,595</b>	<b>13,119,595</b>

### Expenditures/Appropriations

Other Financing Sources	0	1,036	0	0
Salary and Employee Benefits	6,626,128	6,772,810	7,010,449	7,010,449
Services and Supplies	1,889,585	1,745,667	2,151,113	2,151,113
Support of Clients	2,019,107	2,289,015	3,276,278	3,276,278
Intrafund Expense	888,319	788,742	1,283,150	1,283,150
Interfund Expense	922,338	1,061,242	1,170,476	1,170,476
Transfers Out	269,923	270,000	268,218	268,218
Claims Expense	0	0	0	0
<b>Total Expenditures/Appropriations</b>	<b>12,615,400</b>	<b>12,928,512</b>	<b>15,159,684</b>	<b>15,159,684</b>

<b>Activity Total: Other Assistance</b>	<b>1,967,462</b>	<b>3,033,175</b>	<b>2,040,089</b>	<b>2,040,089</b>
---	------------------	------------------	------------------	------------------



# County of Marin

**Financing Sources and Uses by Budget Unit by Object**  
**Governmental Funds**  
**Fiscal Year 2022-23**

Detail by Revenue Category and Expenditure Object	2020-21 Actual	2021-22 Estimated	2022-23 Recommended	2022-23 Adopted by the Board of Supervisors
1	2	3	4	5

**Budget Unit:** 100 HEALTH AND HUMAN SERVICES

**Function:** Public Assistance

**Activity:** Veterans Services

**Revenues**

Intergovernmental Revenues	44,149	55,050	46,389	46,389
Miscellaneous Revenues	(1,605)	500	0	0
<b>Total Revenues</b>	<b>42,544</b>	<b>55,550</b>	<b>46,389</b>	<b>46,389</b>

**Expenditures/Appropriations**

Salary and Employee Benefits	233,416	242,337	240,875	240,875
Services and Supplies	4,995	9,738	15,100	15,100
Support of Clients	0	0	0	0
Intrafund Expense	45,642	28,432	42,203	42,203
Interfund Expense	43,230	41,513	56,599	56,599
<b>Total Expenditures/Appropriations</b>	<b>327,283</b>	<b>322,020</b>	<b>354,777</b>	<b>354,777</b>

**Activity Total: Veterans Services**

	<b>284,739</b>	<b>266,470</b>	<b>308,388</b>	<b>308,388</b>
--	----------------	----------------	----------------	----------------

**Function Total: Public Assistance**

	<b>17,231,250</b>	<b>182,453</b>	<b>20,864,751</b>	<b>20,864,751</b>
<b>Grand Total:</b>	<b>100 HEALTH AND HUMAN SERVICES</b>	<b>42,906,369</b>	<b>21,909,983</b>	<b>64,470,057</b>

# County of Marin

## Financing Sources and Uses by Budget Unit by Object Governmental Funds Fiscal Year 2022-23

Detail by Revenue Category and Expenditure Object	2020-21 Actual	2021-22 Estimated	2022-23 Recommended	2022-23 Adopted by the Board of Supervisors
1	2	3	4	5

**Budget Unit:** 200 CHILD SUPPORT SERVICES

**Function:** Public Protection

**Activity:** Judicial

### Revenues

Fines, Forfeitures, and Penalties	907,774	909,965	1,027,169	1,027,169
Use of Money and Property	2,936	460	3,000	3,000
Intergovernmental Revenues	3,285,892	3,383,440	3,318,730	3,318,730
Charges for Current Services	0	0	0	0
Miscellaneous Revenues	0	0	488,161	488,161
<b>Total Revenues</b>	<b>4,196,602</b>	<b>4,293,865</b>	<b>4,837,060</b>	<b>4,837,060</b>

### Expenditures/Appropriations

Salary and Employee Benefits	2,966,911	2,941,837	3,751,486	3,751,486
Services and Supplies	523,868	564,339	636,118	636,118
Intrafund Expense	136,523	168,671	165,585	165,585
Interfund Expense	459,176	368,256	279,071	279,071
Claims Expense	4,090	4,650	4,800	4,800
<b>Total Expenditures/Appropriations</b>	<b>4,090,568</b>	<b>4,047,753</b>	<b>4,837,060</b>	<b>4,837,060</b>

### Activity Total: Judicial

(106,034) (246,112) 0 0

### Function Total: Public Protection

(106,034) (246,112) 0 0

### Grand Total: 200 CHILD SUPPORT SERVICES

(106,034) (246,112) 0 0

# County of Marin

## Financing Sources and Uses by Budget Unit by Object Governmental Funds Fiscal Year 2022-23

Detail by Revenue Category and Expenditure Object	2020-21 Actual	2021-22 Estimated	2022-23 Recommended	2022-23 Adopted by the Board of Supervisors
1	2	3	4	5

**Budget Unit:** 220 DISTRICT ATTORNEY

**Function:** Public Protection

**Activity:** Judicial

**Revenues**

Fines, Forfeitures, and Penalties	85	0	57,859	57,859
Use of Money and Property	39,351	14,051	0	0
Intergovernmental Revenues	4,232,137	4,927,984	4,688,235	4,688,235
Charges for Current Services	680,059	417,115	100,085	100,085
Miscellaneous Revenues	(94,940)	90,554	146,942	146,942
Other Financing Sources	125,500	0	55,500	55,500
<b>Total Revenues</b>	<b>4,982,192</b>	<b>5,449,704</b>	<b>5,048,621</b>	<b>5,048,621</b>

**Expenditures/Appropriations**

Salary and Employee Benefits	12,374,247	13,099,570	12,715,462	12,715,462
Services and Supplies	500,149	695,079	453,916	453,916
Intrafund Expense	385,657	385,144	388,591	388,591
Interfund Expense	121,266	124,541	121,266	121,266
Transfers Out	105,500	0	55,500	55,500
Claims Expense	49,750	164,141	60,546	60,546
<b>Total Expenditures/Appropriations</b>	<b>13,536,569</b>	<b>14,468,475</b>	<b>13,795,281</b>	<b>13,795,281</b>

<b>Activity Total: Judicial</b>	<b>8,554,377</b>	<b>9,018,771</b>	<b>8,746,660</b>	<b>8,746,660</b>
---------------------------------	------------------	------------------	------------------	------------------

# County of Marin

## Financing Sources and Uses by Budget Unit by Object Governmental Funds Fiscal Year 2022-23

Detail by Revenue Category and Expenditure Object	2020-21 Actual	2021-22 Estimated	2022-23 Recommended	2022-23 Adopted by the Board of Supervisors
1	2	3	4	5

**Budget Unit:** 220 DISTRICT ATTORNEY

**Function:** Public Protection

**Activity:** Other Protection

### Revenues

Fines, Forfeitures, and Penalties	490,542	593,529	1,365,573	1,365,573
Use of Money and Property	(676)	203	0	0
Intergovernmental Revenues	2,811,313	2,483,340	2,791,748	2,791,748
Charges for Current Services	0	0	0	0
Miscellaneous Revenues	0	0	0	0
Other Financing Sources	0	0	0	0
<b>Total Revenues</b>	<b>3,301,179</b>	<b>3,077,072</b>	<b>4,157,321</b>	<b>4,157,321</b>

### Expenditures/Appropriations

Salary and Employee Benefits	2,058,667	1,657,281	2,344,609	2,344,609
Services and Supplies	1,580,079	1,584,903	1,998,392	1,998,392
Intrafund Expense	6,911	5,089	5,045	5,045
Interfund Expense	16,609	16,609	16,609	16,609
<b>Total Expenditures/Appropriations</b>	<b>3,662,266</b>	<b>3,263,882</b>	<b>4,364,655</b>	<b>4,364,655</b>

<b>Activity Total: Other Protection</b>	<b>361,087</b>	<b>186,810</b>	<b>207,334</b>	<b>207,334</b>
---	----------------	----------------	----------------	----------------

<b>Function Total: Public Protection</b>	<b>8,915,464</b>	<b>9,205,581</b>	<b>8,953,994</b>	<b>8,953,994</b>
--	------------------	------------------	------------------	------------------

<b>Grand Total: 220 DISTRICT ATTORNEY</b>	<b>8,915,464</b>	<b>9,205,581</b>	<b>8,953,994</b>	<b>8,953,994</b>
---	------------------	------------------	------------------	------------------

# County of Marin

## Financing Sources and Uses by Budget Unit by Object Governmental Funds Fiscal Year 2022-23

Detail by Revenue Category and Expenditure Object	2020-21 Actual	2021-22 Estimated	2022-23 Recommended	2022-23 Adopted by the Board of Supervisors
1	2	3	4	5

**Budget Unit:** 230 MARIN COUNTY FIRE

**Function:** Public Protection

**Activity:** Fire Protection

### Revenues

Taxes	6,617,301	7,349,770	7,219,650	7,219,650
Licenses, Permits and Franchises	273,721	198,698	135,000	135,000
Use of Money and Property	1,107	621	0	0
Intergovernmental Revenues	3,585,789	5,865,898	5,271,254	5,271,254
Charges for Current Services	26,618,971	23,985,155	9,773,898	9,773,898
Miscellaneous Revenues	84,521	141,000	78,000	78,000
Other Financing Sources	0	312,504	0	0
<b>Total Revenues</b>	<b>37,181,410</b>	<b>37,853,646</b>	<b>22,477,802</b>	<b>22,477,802</b>

### Expenditures/Appropriations

Salary and Employee Benefits	29,029,360	29,081,501	24,294,280	24,294,280
Services and Supplies	3,546,351	4,805,887	2,769,130	2,769,130
Support of Clients	0	0	0	0
Intrafund Expense	176,479	476,649	944,283	944,283
Interfund Expense	1,672,445	1,624,988	1,634,238	1,634,238
Other Financing Uses	0	0	0	0
Transfers Out	1,305,536	312,504	0	0
Contingencies	0	0	500,000	500,000
Claims Expense	0	0	0	0
<b>Total Expenditures/Appropriations</b>	<b>35,730,171</b>	<b>36,301,529</b>	<b>30,141,931</b>	<b>30,141,931</b>
<b>Activity Total: Fire Protection</b>	<b>(1,451,239)</b>	<b>(1,552,117)</b>	<b>7,664,129</b>	<b>7,664,129</b>

# County of Marin

## Financing Sources and Uses by Budget Unit by Object Governmental Funds Fiscal Year 2022-23

Detail by Revenue Category and Expenditure Object	2020-21 Actual	2021-22 Estimated	2022-23 Recommended	2022-23 Adopted by the Board of Supervisors
1	2	3	4	5

**Budget Unit:** 230 MARIN COUNTY FIRE

**Function:** Public Protection

**Activity:** Other Protection

### Revenues

Taxes	0	0	0	0
Licenses, Permits and Franchises	0	798	0	0
Intergovernmental Revenues	1,413,810	2,045,989	1,734,755	1,734,755
Charges for Current Services	2,942,866	2,615,617	2,785,000	2,785,000
Miscellaneous Revenues	0	0	0	0
Other Financing Sources	0	0	0	0
<b>Total Revenues</b>	<b>4,356,676</b>	<b>4,662,404</b>	<b>4,519,755</b>	<b>4,519,755</b>

### Expenditures/Appropriations

Salary and Employee Benefits	6,599,196	6,757,121	6,298,046	6,298,046
Services and Supplies	551,452	492,323	543,105	543,105
Intrafund Expense	356	356	356	356
Interfund Expense	4,816	4,816	4,816	4,816
Transfers Out	0	0	0	0
Claims Expense	33,080	0	0	0
<b>Total Expenditures/Appropriations</b>	<b>7,188,900</b>	<b>7,254,616</b>	<b>6,846,323</b>	<b>6,846,323</b>

**Activity Total: Other Protection** 2,832,224 2,592,212 2,326,568 2,326,568

**Function Total: Public Protection** 1,380,985 1,040,095 9,990,697 9,990,697

**Grand Total: 230 MARIN COUNTY FIRE** 1,380,985 1,040,095 9,990,697 9,990,697

# County of Marin

## Financing Sources and Uses by Budget Unit by Object Governmental Funds Fiscal Year 2022-23

Detail by Revenue Category and Expenditure Object	2020-21 Actual	2021-22 Estimated	2022-23 Recommended	2022-23 Adopted by the Board of Supervisors
1	2	3	4	5

**Budget Unit:** 240 PROBATION

**Function:** Public Protection

**Activity:** Detention and Correction

### Revenues

Fines, Forfeitures, and Penalties	(25)	(10,932)	50,000	50,000
Use of Money and Property	36,642	14,126	0	0
Intergovernmental Revenues	12,033,068	17,051,333	13,901,535	13,901,535
Charges for Current Services	177,992	30,641	20,000	20,000
Miscellaneous Revenues	721	0	0	0
Other Financing Sources	210,778	168,352	0	0
<b>Total Revenues</b>	<b>12,459,176</b>	<b>17,253,520</b>	<b>13,971,535</b>	<b>13,971,535</b>

### Expenditures/Appropriations

Salary and Employee Benefits	16,957,765	16,724,581	19,486,970	19,486,970
Services and Supplies	3,706,216	4,839,354	4,159,367	4,159,367
Support of Clients	139,645	305,682	0	0
Capital Assets	0	0	0	0
Intrafund Expense	828,442	773,141	844,599	844,599
Interfund Expense	498,395	500,998	781,741	781,741
Transfers Out	159,566	418,352	0	0
Contingencies	0	0	0	0
Claims Expense	0	8,020	0	0

<b>Total Expenditures/Appropriations</b>	<b>22,290,029</b>	<b>23,570,128</b>	<b>25,272,677</b>	<b>25,272,677</b>
--	-------------------	-------------------	-------------------	-------------------

<b>Activity Total: Detention and Correction</b>	<b>9,830,853</b>	<b>6,316,608</b>	<b>11,301,142</b>	<b>11,301,142</b>
---	------------------	------------------	-------------------	-------------------

<b>Function Total: Public Protection</b>	<b>9,830,853</b>	<b>6,316,608</b>	<b>11,301,142</b>	<b>11,301,142</b>
--	------------------	------------------	-------------------	-------------------

# County of Marin

**Financing Sources and Uses by Budget Unit by Object**  
**Governmental Funds**  
**Fiscal Year 2022-23**

Detail by Revenue Category and Expenditure Object	2020-21 Actual	2021-22 Estimated	2022-23 Recommended	2022-23 Adopted by the Board of Supervisors
1	2	3	4	5

<b>Grand Total:</b>	<b>240 PROBATION</b>	<b>9,830,853</b>	<b>6,316,608</b>	<b>11,301,142</b>	<b>11,301,142</b>
---------------------	----------------------	------------------	------------------	-------------------	-------------------



# County of Marin

## Financing Sources and Uses by Budget Unit by Object Governmental Funds Fiscal Year 2022-23

Detail by Revenue Category and Expenditure Object	2020-21 Actual	2021-22 Estimated	2022-23 Recommended	2022-23 Adopted by the Board of Supervisors
1	2	3	4	5

**Budget Unit:** 250 PUBLIC DEFENDER

**Function:** Public Protection

**Activity:** Judicial

### Revenues

Use of Money and Property	0	0	0	0
Intergovernmental Revenues	2,139,161	2,472,115	2,334,327	2,334,327
Charges for Current Services	1,170	309,373	0	0
Miscellaneous Revenues	0	0	0	0
Other Financing Sources	105,500	0	55,500	55,500
<b>Total Revenues</b>	<b>2,245,831</b>	<b>2,781,488</b>	<b>2,389,827</b>	<b>2,389,827</b>

### Expenditures/Appropriations

Salary and Employee Benefits	8,165,839	7,718,481	7,937,305	7,937,305
Services and Supplies	181,138	255,074	299,344	299,344
Support of Clients	750	725	0	0
Intrafund Expense	177,888	149,480	175,557	175,557
Interfund Expense	41,873	41,873	41,873	41,873
Transfers Out	105,500	0	55,500	55,500
<b>Total Expenditures/Appropriations</b>	<b>8,672,988</b>	<b>8,165,633</b>	<b>8,509,579</b>	<b>8,509,579</b>
<b>Activity Total: Judicial</b>	<b>6,427,157</b>	<b>5,384,145</b>	<b>6,119,752</b>	<b>6,119,752</b>

# County of Marin

## Financing Sources and Uses by Budget Unit by Object Governmental Funds Fiscal Year 2022-23

Detail by Revenue Category and Expenditure Object	2020-21 Actual	2021-22 Estimated	2022-23 Recommended	2022-23 Adopted by the Board of Supervisors
1	2	3	4	5

**Budget Unit:** 250 PUBLIC DEFENDER

**Function:** Public Protection

**Activity:** Other Protection

**Revenues**

Intergovernmental Revenues	0	339,812	0	0
<b>Total Revenues</b>	<b>0</b>	<b>339,812</b>	<b>0</b>	<b>0</b>

**Expenditures/Appropriations**

Services and Supplies	0	386	0	0
<b>Total Expenditures/Appropriations</b>	<b>0</b>	<b>386</b>	<b>0</b>	<b>0</b>

<b>Activity Total: Other Protection</b>	<b>0</b>	<b>(339,426)</b>	<b>0</b>	<b>0</b>
---	----------	------------------	----------	----------

<b>Function Total: Public Protection</b>	<b>6,427,157</b>	<b>5,044,719</b>	<b>6,119,752</b>	<b>6,119,752</b>
--	------------------	------------------	------------------	------------------

<b>Grand Total: 250 PUBLIC DEFENDER</b>	<b>6,427,157</b>	<b>5,044,719</b>	<b>6,119,752</b>	<b>6,119,752</b>
---	------------------	------------------	------------------	------------------

# County of Marin

## Financing Sources and Uses by Budget Unit by Object Governmental Funds Fiscal Year 2022-23

Detail by Revenue Category and Expenditure Object	2020-21 Actual	2021-22 Estimated	2022-23 Recommended	2022-23 Adopted by the Board of Supervisors
1	2	3	4	5

**Budget Unit:** 260 SHERIFF CORONERS OFFICE

**Function:** Public Protection

**Activity:** Detention and Correction

**Revenues**

Intergovernmental Revenues	8,063,771	9,096,908	9,278,298	9,278,298
Charges for Current Services	4,396,783	4,402,538	4,257,620	4,257,620
Miscellaneous Revenues	(818)	357	500	500
Other Financing Sources	49,000	49,000	49,000	49,000
<b>Total Revenues</b>	<b>12,508,736</b>	<b>13,548,803</b>	<b>13,585,418</b>	<b>13,585,418</b>

**Expenditures/Appropriations**

Salary and Employee Benefits	27,365,235	26,758,045	25,251,968	25,251,968
Services and Supplies	1,272,001	1,364,300	1,875,457	1,875,457
Support of Clients	0	0	0	0
Intrafund Expense	1,511,760	1,506,632	1,503,670	1,503,670
Interfund Expense	1,782,518	1,081,403	1,570,976	1,570,976
Transfers Out	49,000	49,000	49,000	49,000
Contingencies	0	0	0	0
Claims Expense	0	8	0	0
<b>Total Expenditures/Appropriations</b>	<b>31,980,514</b>	<b>30,759,388</b>	<b>30,251,071</b>	<b>30,251,071</b>

<b>Activity Total: Detention and Correction</b>	<b>19,471,778</b>	<b>17,210,585</b>	<b>16,665,653</b>	<b>16,665,653</b>
---	-------------------	-------------------	-------------------	-------------------

# County of Marin

## Financing Sources and Uses by Budget Unit by Object Governmental Funds Fiscal Year 2022-23

Detail by Revenue Category and Expenditure Object	2020-21 Actual	2021-22 Estimated	2022-23 Recommended	2022-23 Adopted by the Board of Supervisors
1	2	3	4	5

**Budget Unit:** 260 SHERIFF CORONERS OFFICE

**Function:** Public Protection

**Activity:** Other Protection

### Revenues

Use of Money and Property	620	0	0	0
Intergovernmental Revenues	732,525	1,098,545	436,024	436,024
Charges for Current Services	234,328	135,419	111,885	111,885
Miscellaneous Revenues	29	0	9,300	9,300
Other Financing Sources	138,231	0	0	0
<b>Total Revenues</b>	<b>1,105,733</b>	<b>1,233,964</b>	<b>557,209</b>	<b>557,209</b>

### Expenditures/Appropriations

Salary and Employee Benefits	1,696,798	1,818,329	1,479,961	1,479,961
Services and Supplies	1,204,244	1,150,300	542,751	542,751
Support of Clients	0	0	0	0
Intrafund Expense	205,910	188,477	190,664	190,664
Interfund Expense	92,012	91,127	92,012	92,012
Transfers Out	0	0	0	0
Claims Expense	70	100	30,920	30,920
<b>Total Expenditures/Appropriations</b>	<b>3,199,034</b>	<b>3,248,333</b>	<b>2,336,308</b>	<b>2,336,308</b>
<b>Activity Total: Other Protection</b>	<b>2,093,301</b>	<b>2,014,369</b>	<b>1,779,099</b>	<b>1,779,099</b>

# County of Marin

## Financing Sources and Uses by Budget Unit by Object Governmental Funds Fiscal Year 2022-23

Detail by Revenue Category and Expenditure Object	2020-21 Actual	2021-22 Estimated	2022-23 Recommended	2022-23 Adopted by the Board of Supervisors
1	2	3	4	5

**Budget Unit:** 260 SHERIFF CORONERS OFFICE

**Function:** Public Protection

**Activity:** Police Protection

### Revenues

Fines, Forfeitures, and Penalties	400,725	274,864	410,000	410,000
Use of Money and Property	19,767	7,286	0	0
Intergovernmental Revenues	9,622,654	10,723,633	10,914,002	10,914,002
Charges for Current Services	5,390,472	5,288,845	6,640,179	6,640,179
Miscellaneous Revenues	84,688	60,073	40,239	40,239
Other Financing Sources	539,242	516,715	256,414	256,414
<b>Total Revenues</b>	<b>16,057,548</b>	<b>16,871,416</b>	<b>18,260,834</b>	<b>18,260,834</b>

### Expenditures/Appropriations

Salary and Employee Benefits	33,535,897	35,673,007	38,525,913	38,525,913
Services and Supplies	3,434,473	3,394,466	2,966,864	2,966,864
Support of Clients	0	0	0	0
Intrafund Expense	3,287,329	2,905,203	3,365,356	3,365,356
Interfund Expense	815,095	209,693	339,194	339,194
Transfers Out	669,311	180,223	256,414	256,414
Contingencies	0	0	0	0
Claims Expense	359	397	0	0

**Total Expenditures/Appropriations**      **41,742,464**      **42,362,989**      **45,453,741**      **45,453,741**

**Activity Total: Police Protection**      **25,684,916**      **25,491,573**      **27,192,907**      **27,192,907**

**Function Total: Public Protection**      **47,249,995**      **44,716,527**      **45,637,659**      **45,637,659**

**Grand Total: 260 SHERIFF CORONERS OFFICE**      **47,249,995**      **44,716,527**      **45,637,659**      **45,637,659**

# County of Marin

## Financing Sources and Uses by Budget Unit by Object Governmental Funds Fiscal Year 2022-23

Detail by Revenue Category and Expenditure Object	2020-21 Actual	2021-22 Estimated	2022-23 Recommended	2022-23 Adopted by the Board of Supervisors
1	2	3	4	5

**Budget Unit:** 300 COUNTY ADMINISTRATORS OFFICE

**Function:** General Government

**Activity:** Legislative and Administrative

**Revenues**

Use of Money and Property	155,448	66,713	146,525	146,525
Charges for Current Services	0	0	105,000	105,000
Miscellaneous Revenues	0	0	0	0
Other Financing Sources	0	0	0	0
<b>Total Revenues</b>	<b>155,448</b>	<b>66,713</b>	<b>251,525</b>	<b>251,525</b>

**Expenditures/Appropriations**

Salary and Employee Benefits	3,737,878	4,189,577	5,754,994	5,754,994
Services and Supplies	4,643,510	5,399,433	5,384,102	5,384,102
Intrafund Expense	(54,435)	(91,806)	231,389	231,389
Interfund Expense	(1,169,552)	(1,267,020)	(734,207)	(734,207)
Other Financing Uses	3,783,533	779,441	0	0
Transfers Out	0	0	0	0
Claims Expense	(31,533)	0	0	0
<b>Total Expenditures/Appropriations</b>	<b>10,909,401</b>	<b>9,009,625</b>	<b>10,636,278</b>	<b>10,636,278</b>

<b>Activity Total: Legislative and Administrative</b>	<b>10,753,953</b>	<b>8,942,912</b>	<b>10,384,753</b>	<b>10,384,753</b>
---	-------------------	------------------	-------------------	-------------------

# County of Marin

**Financing Sources and Uses by Budget Unit by Object**  
**Governmental Funds**  
**Fiscal Year 2022-23**

Detail by Revenue Category and Expenditure Object	2020-21 Actual	2021-22 Estimated	2022-23 Recommended	2022-23 Adopted by the Board of Supervisors
1	2	3	4	5

**Budget Unit:** 300 COUNTY ADMINISTRATORS OFFICE

**Function:** General Government

**Activity:** Other General

**Expenditures/Appropriations**

Salary and Employee Benefits	0	0	0	0
<b>Total Expenditures/Appropriations</b>	<b>0</b>	<b>0</b>	<b>0</b>	<b>0</b>
<b>Activity Total: Other General</b>	<b>0</b>	<b>0</b>	<b>0</b>	<b>0</b>

# County of Marin

## Financing Sources and Uses by Budget Unit by Object Governmental Funds Fiscal Year 2022-23

Detail by Revenue Category and Expenditure Object	2020-21 Actual	2021-22 Estimated	2022-23 Recommended	2022-23 Adopted by the Board of Supervisors
1	2	3	4	5

**Budget Unit:** 300 COUNTY ADMINISTRATORS OFFICE

**Function:** General Government

**Activity:** Property Management

### Revenues

Intergovernmental Revenues	0	0	0	0
Charges for Current Services	0	0	0	0
Miscellaneous Revenues	0	2,310	0	0
Other Financing Sources	633,232	84,897	84,897	84,897
<b>Total Revenues</b>	<b>633,232</b>	<b>87,207</b>	<b>84,897</b>	<b>84,897</b>

### Expenditures/Appropriations

Salary and Employee Benefits	424,961	355,947	430,124	430,124
Services and Supplies	643,509	1,650	5,000	5,000
Intrafund Expense	0	0	(122,802)	(122,802)
Interfund Expense	1,349	1,862	1,927	1,927
<b>Total Expenditures/Appropriations</b>	<b>1,069,819</b>	<b>359,459</b>	<b>314,249</b>	<b>314,249</b>

<b>Activity Total: Property Management</b>	<b>436,587</b>	<b>272,252</b>	<b>229,352</b>	<b>229,352</b>
--	----------------	----------------	----------------	----------------

<b>Function Total: General Government</b>	<b>11,190,540</b>	<b>9,215,164</b>	<b>10,614,105</b>	<b>10,614,105</b>
---	-------------------	------------------	-------------------	-------------------



# County of Marin

**Financing Sources and Uses by Budget Unit by Object**  
**Governmental Funds**  
**Fiscal Year 2022-23**

Detail by Revenue Category and Expenditure Object	2020-21 Actual	2021-22 Estimated	2022-23 Recommended	2022-23 Adopted by the Board of Supervisors
1	2	3	4	5

**Budget Unit:** 300 COUNTY ADMINISTRATORS OFFICE

**Function:** Public Protection

**Activity:** Other Protection

**Revenues**

Licenses, Permits and Franchises	253,412	0	0	0
Fines, Forfeitures, and Penalties	0	0	0	0
Intergovernmental Revenues	0	0	0	0
Charges for Current Services	2,423,053	0	0	0
Miscellaneous Revenues	(30,920)	0	0	0
<b>Total Revenues</b>	<b>2,645,545</b>	<b>0</b>	<b>0</b>	<b>0</b>

**Expenditures/Appropriations**

Salary and Employee Benefits	17,840	0	0	0
Services and Supplies	3,693,535	0	0	0
Intrafund Expense	0	0	0	0
Interfund Expense	241	0	0	0
Other Financing Uses	0	0	0	0
<b>Total Expenditures/Appropriations</b>	<b>3,711,616</b>	<b>0</b>	<b>0</b>	<b>0</b>

**Activity Total: Other Protection**

**1,066,071**

**0**

**0**

**0**

**Function Total: Public Protection**

**1,066,071**

**0**

**0**

**0**

**Grand Total: 300 COUNTY ADMINISTRATORS OFFICE**

**12,256,611**

**9,215,164**

**10,614,105**

**10,614,105**

# County of Marin

## Financing Sources and Uses by Budget Unit by Object Governmental Funds Fiscal Year 2022-23

Detail by Revenue Category and Expenditure Object	2020-21 Actual	2021-22 Estimated	2022-23 Recommended	2022-23 Adopted by the Board of Supervisors
1	2	3	4	5

**Budget Unit:** 310 ASSESSOR RECORDER COUNTY CLERK

**Function:** General Government

**Activity:** Finance

### Revenues

Taxes	0	0	0	0
Use of Money and Property	(50,509)	0	0	0
Charges for Current Services	2,029,722	1,961,670	1,900,000	1,900,000
Miscellaneous Revenues	23,175	8,470	20,000	20,000
<b>Total Revenues</b>	<b>2,002,388</b>	<b>1,970,140</b>	<b>1,920,000</b>	<b>1,920,000</b>

### Expenditures/Appropriations

Salary and Employee Benefits	7,673,506	8,089,982	8,243,103	8,243,103
Services and Supplies	117,228	137,313	208,500	208,500
Intrafund Expense	279,000	296,065	281,790	281,790
Interfund Expense	57,689	57,689	57,689	57,689
Transfers Out	0	280,000	0	0
<b>Total Expenditures/Appropriations</b>	<b>8,127,423</b>	<b>8,861,049</b>	<b>8,791,082</b>	<b>8,791,082</b>

<b>Activity Total: Finance</b>	<b>6,125,035</b>	<b>6,890,909</b>	<b>6,871,082</b>	<b>6,871,082</b>
--------------------------------	------------------	------------------	------------------	------------------

<b>Function Total: General Government</b>	<b>6,125,035</b>	<b>6,890,909</b>	<b>6,871,082</b>	<b>6,871,082</b>
---	------------------	------------------	------------------	------------------

# County of Marin

## Financing Sources and Uses by Budget Unit by Object Governmental Funds Fiscal Year 2022-23

Detail by Revenue Category and Expenditure Object	2020-21 Actual	2021-22 Estimated	2022-23 Recommended	2022-23 Adopted by the Board of Supervisors
1	2	3	4	5

**Budget Unit:** 310 ASSESSOR RECORDER COUNTY CLERK

**Function:** Public Protection

**Activity:** Other Protection

### Revenues

Use of Money and Property	4,646	1,673	0	0
Charges for Current Services	2,938,709	2,091,739	2,321,953	2,321,953
Miscellaneous Revenues	270	100	0	0
Other Financing Sources	260,665	260,665	260,665	260,665
<b>Total Revenues</b>	<b>3,204,290</b>	<b>2,354,177</b>	<b>2,582,618</b>	<b>2,582,618</b>

### Expenditures/Appropriations

Other Financing Sources	0	893	0	0
Salary and Employee Benefits	1,768,228	1,717,471	2,031,265	2,031,265
Services and Supplies	211,777	755,047	445,387	445,387
Intrafund Expense	20,708	31,335	125,818	125,818
Interfund Expense	34,330	54,640	53,140	53,140
Transfers Out	260,665	260,665	260,665	260,665
<b>Total Expenditures/Appropriations</b>	<b>2,295,708</b>	<b>2,820,051</b>	<b>2,916,275</b>	<b>2,916,275</b>

**Activity Total: Other Protection** (908,582) 465,874 333,657 333,657

**Function Total: Public Protection** (908,582) 465,874 333,657 333,657

**Grand Total:** 310 ASSESSOR RECORDER COUNTY CLERK 5,216,453 7,356,783 7,204,739 7,204,739

# County of Marin

## Financing Sources and Uses by Budget Unit by Object Governmental Funds Fiscal Year 2022-23

Detail by Revenue Category and Expenditure Object	2020-21 Actual	2021-22 Estimated	2022-23 Recommended	2022-23 Adopted by the Board of Supervisors
1	2	3	4	5

**Budget Unit:** 320 DEPARTMENT OF FINANCE

**Function:** General Government

**Activity:** Finance

### Revenues

Taxes	70,867	88,636	60,000	60,000
Fines, Forfeitures, and Penalties	86,155	104,505	93,900	93,900
Use of Money and Property	(1,311,419)	0	0	0
Intergovernmental Revenues	226,929	232,030	215,000	215,000
Charges for Current Services	3,261,351	3,139,885	3,315,687	3,315,687
Miscellaneous Revenues	44,821	67,366	55,000	55,000
<b>Total Revenues</b>	<b>2,378,704</b>	<b>3,632,422</b>	<b>3,739,587</b>	<b>3,739,587</b>

### Expenditures/Appropriations

Salary and Employee Benefits	6,878,586	7,564,894	8,453,347	8,453,347
Services and Supplies	660,631	726,742	828,803	828,803
Intrafund Expense	306,348	291,473	340,360	340,360
Interfund Expense	56,518	52,021	50,738	50,738
Other Financing Uses	0	0	0	0
Transfers Out	0	0	0	0
<b>Total Expenditures/Appropriations</b>	<b>7,902,083</b>	<b>8,635,130</b>	<b>9,673,248</b>	<b>9,673,248</b>

**Activity Total: Finance** 5,523,379 5,002,708 5,933,661 5,933,661

**Function Total: General Government** 5,523,379 5,002,708 5,933,661 5,933,661

# County of Marin

**Financing Sources and Uses by Budget Unit by Object**  
**Governmental Funds**  
**Fiscal Year 2022-23**

Detail by Revenue Category and Expenditure Object	2020-21 Actual	2021-22 Estimated	2022-23 Recommended	2022-23 Adopted by the Board of Supervisors
1	2	3	4	5

**Budget Unit:** 320 DEPARTMENT OF FINANCE

**Function:** Public Protection

**Activity:** Other Protection

**Revenues**

Use of Money and Property	0	2,187	0	0
Charges for Current Services	437,111	100,000	468,405	468,405
<b>Total Revenues</b>	<b>437,111</b>	<b>102,187</b>	<b>468,405</b>	<b>468,405</b>

**Expenditures/Appropriations**

Salary and Employee Benefits	453,348	403,453	616,355	616,355
Services and Supplies	44,936	45,062	54,407	54,407
Intrafund Expense	12,930	13,267	35,387	35,387
Interfund Expense	3,853	3,853	3,853	3,853
Other Financing Uses	0	0	0	0
<b>Total Expenditures/Appropriations</b>	<b>515,067</b>	<b>465,635</b>	<b>710,002</b>	<b>710,002</b>

**Activity Total: Other Protection**

**77,956      363,448      241,597      241,597**

**Function Total: Public Protection**

**77,956      363,448      241,597      241,597**

**Grand Total: 320 DEPARTMENT OF FINANCE**

**5,601,335      5,366,156      6,175,258      6,175,258**

# County of Marin

## Financing Sources and Uses by Budget Unit by Object Governmental Funds Fiscal Year 2022-23

Detail by Revenue Category and Expenditure Object	2020-21 Actual	2021-22 Estimated	2022-23 Recommended	2022-23 Adopted by the Board of Supervisors
1	2	3	4	5

**Budget Unit:** 330 BOARD OF SUPERVISORS

**Function:** General Government

**Activity:** Legislative and Administrative

**Revenues**

Charges for Current Services	144,271	115,054	0	0
Miscellaneous Revenues	0	0	0	0
<b>Total Revenues</b>	<b>144,271</b>	<b>115,054</b>	<b>0</b>	<b>0</b>

**Expenditures/Appropriations**

Salary and Employee Benefits	3,234,543	3,420,897	2,629,105	2,629,105
Services and Supplies	93,165	133,042	12,000	12,000
Intrafund Expense	247,671	198,579	0	0
Interfund Expense	20,225	17,658	14,445	14,445
<b>Total Expenditures/Appropriations</b>	<b>3,595,604</b>	<b>3,770,176</b>	<b>2,655,550</b>	<b>2,655,550</b>

**Activity Total: Legislative and Administrative**

	<b>3,451,333</b>	<b>3,655,122</b>	<b>2,655,550</b>	<b>2,655,550</b>
--	------------------	------------------	------------------	------------------

**Function Total: General Government**

	<b>3,451,333</b>	<b>3,655,122</b>	<b>2,655,550</b>	<b>2,655,550</b>
--	------------------	------------------	------------------	------------------

**Grand Total: 330 BOARD OF SUPERVISORS**

	<b>3,451,333</b>	<b>3,655,122</b>	<b>2,655,550</b>	<b>2,655,550</b>
--	------------------	------------------	------------------	------------------

# County of Marin

**Financing Sources and Uses by Budget Unit by Object**  
**Governmental Funds**  
**Fiscal Year 2022-23**

Detail by Revenue Category and Expenditure Object	2020-21 Actual	2021-22 Estimated	2022-23 Recommended	2022-23 Adopted by the Board of Supervisors
1	2	3	4	5

**Budget Unit:** 340 COUNTY COUNSEL

**Function:** General Government

**Activity:** County Counsel

**Revenues**

Charges for Current Services	528,031	557,470	555,000	555,000
Miscellaneous Revenues	45	25,903	0	0
<b>Total Revenues</b>	<b>528,076</b>	<b>583,373</b>	<b>555,000</b>	<b>555,000</b>

**Expenditures/Appropriations**

Salary and Employee Benefits	4,625,326	4,727,759	5,168,448	5,168,448
Services and Supplies	201,191	204,278	473,332	473,332
Intrafund Expense	164,848	137,631	166,942	166,942
Interfund Expense	21,124	21,771	21,124	21,124
<b>Total Expenditures/Appropriations</b>	<b>5,012,489</b>	<b>5,091,439</b>	<b>5,829,846</b>	<b>5,829,846</b>
<b>Activity Total: County Counsel</b>	<b>4,484,413</b>	<b>4,508,066</b>	<b>5,274,846</b>	<b>5,274,846</b>

# County of Marin

**Financing Sources and Uses by Budget Unit by Object**  
**Governmental Funds**  
**Fiscal Year 2022-23**

Detail by Revenue Category and Expenditure Object	2020-21 Actual	2021-22 Estimated	2022-23 Recommended	2022-23 Adopted by the Board of Supervisors
1	2	3	4	5

**Budget Unit:** 340 COUNTY COUNSEL

**Function:** General Government

**Activity:** Personnel

**Expenditures/Appropriations**

Salary and Employee Benefits	23,504	38,189	47,740	47,740
Services and Supplies	54,548	86,760	97,800	97,800
Intrafund Expense	24,288	23,361	24,288	24,288
Interfund Expense	385	385	385	385
<b>Total Expenditures/Appropriations</b>	<b>102,725</b>	<b>148,695</b>	<b>170,213</b>	<b>170,213</b>
<b>Activity Total: Personnel</b>	<b>102,725</b>	<b>148,695</b>	<b>170,213</b>	<b>170,213</b>
<b>Function Total: General Government</b>	<b>4,587,138</b>	<b>4,656,761</b>	<b>5,445,059</b>	<b>5,445,059</b>
<b>Grand Total: 340 COUNTY COUNSEL</b>	<b>4,587,138</b>	<b>4,656,761</b>	<b>5,445,059</b>	<b>5,445,059</b>



# County of Marin

## Financing Sources and Uses by Budget Unit by Object Governmental Funds Fiscal Year 2022-23

Detail by Revenue Category and Expenditure Object	2020-21 Actual	2021-22 Estimated	2022-23 Recommended	2022-23 Adopted by the Board of Supervisors
1	2	3	4	5

**Budget Unit:** 350 HUMAN RESOURCES

**Function:** General Government

**Activity:** Personnel

**Revenues**

Charges for Current Services	0	0	0	0
Miscellaneous Revenues	0	0	0	0
<b>Total Revenues</b>	<b>0</b>	<b>0</b>	<b>0</b>	<b>0</b>

**Expenditures/Appropriations**

Salary and Employee Benefits	5,121,977	5,699,776	6,636,037	6,636,037
Services and Supplies	940,867	1,279,981	1,014,536	1,014,536
Support of Clients	0	0	0	0
Intrafund Expense	214,588	205,262	206,135	206,135
Interfund Expense	35,423	25,423	35,423	35,423
Claims Expense	0	0	0	0

**Total Expenditures/Appropriations**

<b>Total Expenditures/Appropriations</b>	<b>6,312,855</b>	<b>7,210,442</b>	<b>7,892,131</b>	<b>7,892,131</b>
--	------------------	------------------	------------------	------------------

**Activity Total: Personnel**

**Function Total: General Government**

<b>Activity Total: Personnel</b>	<b>6,312,855</b>	<b>7,210,442</b>	<b>7,892,131</b>	<b>7,892,131</b>
<b>Function Total: General Government</b>	<b>6,312,855</b>	<b>7,210,442</b>	<b>7,892,131</b>	<b>7,892,131</b>

**Grand Total: 350 HUMAN RESOURCES**

<b>Grand Total: 350 HUMAN RESOURCES</b>	<b>6,312,855</b>	<b>7,210,442</b>	<b>7,892,131</b>	<b>7,892,131</b>
---	------------------	------------------	------------------	------------------

# County of Marin

## Financing Sources and Uses by Budget Unit by Object Governmental Funds Fiscal Year 2022-23

Detail by Revenue Category and Expenditure Object	2020-21 Actual	2021-22 Estimated	2022-23 Recommended	2022-23 Adopted by the Board of Supervisors
1	2	3	4	5

**Budget Unit:** 360 INFORMATION SVC AND TECHNOLOGY

**Function:** General Government

**Activity:** Other General

**Revenues**

Intergovernmental Revenues	275,000	35,700	0	0
Charges for Current Services	1,853,567	2,057,188	1,665,174	1,665,174
Miscellaneous Revenues	0	0	0	0
Other Financing Sources	0	794,997	0	0
<b>Total Revenues</b>	<b>2,128,567</b>	<b>2,887,885</b>	<b>1,665,174</b>	<b>1,665,174</b>

**Expenditures/Appropriations**

Salary and Employee Benefits	18,064,830	16,481,379	17,342,233	17,342,233
Services and Supplies	7,145,885	8,383,812	5,925,501	5,925,501
Intrafund Expense	(1,049,710)	(370,494)	(764,833)	(764,833)
Interfund Expense	(108,128)	(137,077)	(324,942)	(324,942)

<b>Total Expenditures/Appropriations</b>	<b>24,052,877</b>	<b>24,357,620</b>	<b>22,177,959</b>	<b>22,177,959</b>
--	-------------------	-------------------	-------------------	-------------------

<b>Activity Total: Other General</b>	<b>21,924,310</b>	<b>21,469,735</b>	<b>20,512,785</b>	<b>20,512,785</b>
--------------------------------------	-------------------	-------------------	-------------------	-------------------

<b>Function Total: General Government</b>	<b>21,924,310</b>	<b>21,469,735</b>	<b>20,512,785</b>	<b>20,512,785</b>
---	-------------------	-------------------	-------------------	-------------------

<b>Grand Total: 360 INFORMATION SVC AND TECHNOLOGY</b>	<b>21,924,310</b>	<b>21,469,735</b>	<b>20,512,785</b>	<b>20,512,785</b>
--	-------------------	-------------------	-------------------	-------------------

# County of Marin

## Financing Sources and Uses by Budget Unit by Object Governmental Funds Fiscal Year 2022-23

Detail by Revenue Category and Expenditure Object	2020-21 Actual	2021-22 Estimated	2022-23 Recommended	2022-23 Adopted by the Board of Supervisors
1	2	3	4	5

**Budget Unit:** 380 MCERA

**Function:** General Government

**Activity:** Other General

### Revenues

Use of Money and Property	390	0	0	0
Intergovernmental Revenues	2,711,490	2,689,979	0	0
Miscellaneous Revenues	0	0	3,258,097	3,258,097
<b>Total Revenues</b>	<b>2,711,880</b>	<b>2,689,979</b>	<b>3,258,097</b>	<b>3,258,097</b>

### Expenditures/Appropriations

Salary and Employee Benefits	2,670,396	2,688,638	3,238,832	3,238,832
Services and Supplies	2,327	3,071	0	0
Interfund Expense	2,156	17,109	19,265	19,265
<b>Total Expenditures/Appropriations</b>	<b>2,674,879</b>	<b>2,708,818</b>	<b>3,258,097</b>	<b>3,258,097</b>

<b>Activity Total: Other General</b>	<b>(37,001)</b>	<b>18,839</b>	<b>0</b>	<b>0</b>
<b>Function Total: General Government</b>	<b>(37,001)</b>	<b>18,839</b>	<b>0</b>	<b>0</b>
<b>Grand Total: 380 MCERA</b>	<b>(37,001)</b>	<b>18,839</b>	<b>0</b>	<b>0</b>

# County of Marin

## Financing Sources and Uses by Budget Unit by Object Governmental Funds Fiscal Year 2022-23

Detail by Revenue Category and Expenditure Object	2020-21 Actual	2021-22 Estimated	2022-23 Recommended	2022-23 Adopted by the Board of Supervisors
1	2	3	4	5

**Budget Unit:** 390 ELECTIONS  
**Function:** General Government  
**Activity:** Elections

**Revenues**

Intergovernmental Revenues	1,701,275	257,938	4,120	4,120
Charges for Current Services	1,069,721	2,046,146	435,000	435,000
Miscellaneous Revenues	8,223	5,926	4,000	4,000
<b>Total Revenues</b>	<b>2,779,219</b>	<b>2,310,010</b>	<b>443,120</b>	<b>443,120</b>

**Expenditures/Appropriations**

Other Financing Sources	0	1,247	0	0
Salary and Employee Benefits	1,992,174	2,147,239	2,030,659	2,030,659
Services and Supplies	1,685,499	1,989,867	1,450,547	1,450,547
Intrafund Expense	169,261	191,959	150,981	150,981
Interfund Expense	9,633	9,633	9,633	9,633
Transfers Out	0	0	0	0
<b>Total Expenditures/Appropriations</b>	<b>3,856,567</b>	<b>4,339,945</b>	<b>3,641,820</b>	<b>3,641,820</b>

<b>Activity Total: Elections</b>	<b>1,077,348</b>	<b>2,029,935</b>	<b>3,198,700</b>	<b>3,198,700</b>
----------------------------------	------------------	------------------	------------------	------------------

<b>Function Total: General Government</b>	<b>1,077,348</b>	<b>2,029,935</b>	<b>3,198,700</b>	<b>3,198,700</b>
---	------------------	------------------	------------------	------------------

<b>Grand Total: 390 ELECTIONS</b>	<b>1,077,348</b>	<b>2,029,935</b>	<b>3,198,700</b>	<b>3,198,700</b>
-----------------------------------	------------------	------------------	------------------	------------------

# County of Marin

## Financing Sources and Uses by Budget Unit by Object Governmental Funds Fiscal Year 2022-23

Detail by Revenue Category and Expenditure Object	2020-21 Actual	2021-22 Estimated	2022-23 Recommended	2022-23 Adopted by the Board of Supervisors
1	2	3	4	5

**Budget Unit:** 400 COMMUNITY DEVELOPMENT AGENCY

**Function:** Public Protection

**Activity:** Other Protection

### Revenues

Taxes	(25,393)	0	0	0
Licenses, Permits and Franchises	1,551,803	1,467,225	1,656,618	1,656,618
Fines, Forfeitures, and Penalties	36,922	10,306	49,000	49,000
Use of Money and Property	941	219	0	0
Intergovernmental Revenues	553,817	941,045	0	0
Charges for Current Services	1,001,324	1,283,968	458,180	458,180
Miscellaneous Revenues	6,991	11,874	0	0
Other Financing Sources	0	0	0	0
<b>Total Revenues</b>	<b>3,126,405</b>	<b>3,714,637</b>	<b>2,163,798</b>	<b>2,163,798</b>

### Expenditures/Appropriations

Salary and Employee Benefits	4,974,091	4,865,627	5,441,134	5,441,134
Services and Supplies	1,229,193	1,318,539	365,812	365,812
Intrafund Expense	813,626	851,247	931,287	931,287
Interfund Expense	119,800	77,012	65,202	65,202
<b>Total Expenditures/Appropriations</b>	<b>7,136,710</b>	<b>7,112,425</b>	<b>6,803,435</b>	<b>6,803,435</b>
<b>Activity Total: Other Protection</b>	<b>4,010,305</b>	<b>3,397,788</b>	<b>4,639,637</b>	<b>4,639,637</b>

# County of Marin

## Financing Sources and Uses by Budget Unit by Object Governmental Funds Fiscal Year 2022-23

Detail by Revenue Category and Expenditure Object	2020-21 Actual	2021-22 Estimated	2022-23 Recommended	2022-23 Adopted by the Board of Supervisors
1	2	3	4	5

**Budget Unit:** 400 COMMUNITY DEVELOPMENT AGENCY

**Function:** Public Protection

**Activity:** Protective Inspection

### Revenues

Licenses, Permits and Franchises	5,050,446	6,043,400	4,918,909	4,918,909
Fines, Forfeitures, and Penalties	0	0	0	0
Use of Money and Property	2,987	2,168	0	0
Charges for Current Services	272,787	329,755	305,035	305,035
Miscellaneous Revenues	0	0	0	0
Other Financing Sources	117,815	0	0	0
<b>Total Revenues</b>	<b>5,444,035</b>	<b>6,375,323</b>	<b>5,223,944</b>	<b>5,223,944</b>

### Expenditures/Appropriations

Salary and Employee Benefits	2,926,466	2,996,986	3,982,327	3,982,327
Services and Supplies	393,868	354,083	428,550	428,550
Interfund Expense	777,422	752,216	813,067	813,067
Transfers Out	0	25,000	0	0
<b>Total Expenditures/Appropriations</b>	<b>4,097,756</b>	<b>4,128,285</b>	<b>5,223,944</b>	<b>5,223,944</b>

<b>Activity Total: Protective Inspection</b>	<b>(1,346,279)</b>	<b>(2,247,038)</b>	<b>0</b>	<b>0</b>
--	--------------------	--------------------	----------	----------

<b>Function Total: Public Protection</b>	<b>2,664,026</b>	<b>1,150,750</b>	<b>4,639,637</b>	<b>4,639,637</b>
--	------------------	------------------	------------------	------------------

# County of Marin

## Financing Sources and Uses by Budget Unit by Object Governmental Funds Fiscal Year 2022-23

Detail by Revenue Category and Expenditure Object	2020-21 Actual	2021-22 Estimated	2022-23 Recommended	2022-23 Adopted by the Board of Supervisors
1	2	3	4	5

**Budget Unit:** 400 COMMUNITY DEVELOPMENT AGENCY

**Function:** Health and Sanitation

**Activity:** Health

### Revenues

Taxes	160,992	159,749	160,610	160,610
Licenses, Permits and Franchises	4,063,322	4,020,391	4,085,479	4,085,479
Use of Money and Property	5,212	1,710	100	100
Intergovernmental Revenues	82,976	290,429	220,000	220,000
Charges for Current Services	361,250	296,312	325,034	325,034
Miscellaneous Revenues	8,269	11,896	7,000	7,000
Other Financing Sources	106,918	0	0	0
<b>Total Revenues</b>	<b>4,788,939</b>	<b>4,780,487</b>	<b>4,798,223</b>	<b>4,798,223</b>

### Expenditures/Appropriations

Salary and Employee Benefits	3,228,410	3,303,860	3,881,003	3,881,003
Services and Supplies	263,983	332,789	265,086	265,086
Intrafund Expense	0	0	18,406	18,406
Interfund Expense	769,779	892,400	990,073	990,073
Other Financing Uses	99,412	76,155	77,201	77,201
<b>Total Expenditures/Appropriations</b>	<b>4,361,584</b>	<b>4,605,204</b>	<b>5,231,769</b>	<b>5,231,769</b>
<b>Activity Total: Health</b>	<b>(427,355)</b>	<b>(175,283)</b>	<b>433,546</b>	<b>433,546</b>
<b>Function Total: Health and Sanitation</b>	<b>(427,355)</b>	<b>(175,283)</b>	<b>433,546</b>	<b>433,546</b>

# County of Marin

## Financing Sources and Uses by Budget Unit by Object Governmental Funds Fiscal Year 2022-23

Detail by Revenue Category and Expenditure Object	2020-21 Actual	2021-22 Estimated	2022-23 Recommended	2022-23 Adopted by the Board of Supervisors
1	2	3	4	5

**Budget Unit:** 400 COMMUNITY DEVELOPMENT AGENCY

**Function:** Public Assistance

**Activity:** Other Assistance

**Revenues**

Taxes	556,793	935,295	750,000	750,000
Licenses, Permits and Franchises	610,718	503,601	511,000	511,000
Use of Money and Property	52,680	113,559	0	0
Intergovernmental Revenues	4,151,049	2,806,886	2,423,377	2,423,377
Charges for Current Services	(17,473)	0	0	0
Miscellaneous Revenues	1,528,314	39,800	0	0
Other Financing Sources	1,734,520	1,164,340	425,047	425,047
<b>Total Revenues</b>	<b>8,616,601</b>	<b>5,563,481</b>	<b>4,109,424</b>	<b>4,109,424</b>

**Expenditures/Appropriations**

Salary and Employee Benefits	1,627,814	2,023,728	2,306,875	2,306,875
Services and Supplies	5,710,520	4,831,785	3,164,766	3,164,766
Capital Assets	0	0	0	0
Intrafund Expense	(280,973)	(513,823)	(451,769)	(451,769)
Interfund Expense	(590,613)	(665,006)	(708,042)	(708,042)
Transfers Out	175,047	864,340	175,047	175,047
<b>Total Expenditures/Appropriations</b>	<b>6,641,795</b>	<b>6,541,024</b>	<b>4,486,877</b>	<b>4,486,877</b>
<b>Activity Total: Other Assistance</b>	<b>(1,974,806)</b>	<b>977,543</b>	<b>377,453</b>	<b>377,453</b>
<b>Function Total: Public Assistance</b>	<b>(1,974,806)</b>	<b>977,543</b>	<b>377,453</b>	<b>377,453</b>

<b>Grand Total:</b>	<b>400 COMMUNITY DEVELOPMENT AGENCY</b>	<b>261,865</b>	<b>1,953,010</b>	<b>5,450,636</b>
---------------------	---	----------------	------------------	------------------



# County of Marin

## Financing Sources and Uses by Budget Unit by Object Governmental Funds Fiscal Year 2022-23

Detail by Revenue Category and Expenditure Object	2020-21 Actual	2021-22 Estimated	2022-23 Recommended	2022-23 Adopted by the Board of Supervisors
1	2	3	4	5

**Budget Unit:** 410 DEPARTMENT OF PUBLIC WORKS

**Function:** General Government

**Activity:** Communication

### Revenues

Use of Money and Property	20,215	20,821	20,000	20,000
Intergovernmental Revenues	6,568,565	50,605	0	0
Charges for Current Services	1,124,423	1,565,495	1,355,358	1,355,358
Miscellaneous Revenues	755	0	0	0
Other Financing Sources	336,785	0	0	0
<b>Total Revenues</b>	<b>8,050,743</b>	<b>1,636,921</b>	<b>1,375,358</b>	<b>1,375,358</b>

### Expenditures/Appropriations

Salary and Employee Benefits	2,285,212	2,233,497	2,700,512	2,700,512
Services and Supplies	7,100,237	880,784	689,850	689,850
Intrafund Expense	412,427	425,419	44,019	44,019
Interfund Expense	39,722	38,649	38,649	38,649
Contingencies	0	0	150,000	150,000
<b>Total Expenditures/Appropriations</b>	<b>9,837,598</b>	<b>3,578,349</b>	<b>3,623,030</b>	<b>3,623,030</b>
<b>Activity Total: Communication</b>	<b>1,786,855</b>	<b>1,941,428</b>	<b>2,247,672</b>	<b>2,247,672</b>

# County of Marin

**Financing Sources and Uses by Budget Unit by Object**  
**Governmental Funds**  
**Fiscal Year 2022-23**

Detail by Revenue Category and Expenditure Object	2020-21 Actual	2021-22 Estimated	2022-23 Recommended	2022-23 Adopted by the Board of Supervisors
1	2	3	4	5

**Budget Unit:** 410 DEPARTMENT OF PUBLIC WORKS

**Function:** General Government

**Activity:** Finance

**Revenues**

Miscellaneous Revenues	16,868	863	32,000	32,000
<b>Total Revenues</b>	<b>16,868</b>	<b>863</b>	<b>32,000</b>	<b>32,000</b>

**Expenditures/Appropriations**

Salary and Employee Benefits	1,111,345	804,793	796,775	796,775
Services and Supplies	14,507	15,842	37,000	37,000
Intrafund Expense	243,297	224,365	209,736	209,736
Interfund Expense	6,027	6,027	6,027	6,027
<b>Total Expenditures/Appropriations</b>	<b>1,375,176</b>	<b>1,051,027</b>	<b>1,049,538</b>	<b>1,049,538</b>
<b>Activity Total: Finance</b>	<b>1,358,308</b>	<b>1,050,164</b>	<b>1,017,538</b>	<b>1,017,538</b>

# County of Marin

## Financing Sources and Uses by Budget Unit by Object Governmental Funds Fiscal Year 2022-23

Detail by Revenue Category and Expenditure Object	2020-21 Actual	2021-22 Estimated	2022-23 Recommended	2022-23 Adopted by the Board of Supervisors
1	2	3	4	5

**Budget Unit:** 410 DEPARTMENT OF PUBLIC WORKS

**Function:** General Government

**Activity:** Other General

### Revenues

Intergovernmental Revenues	459,164	68,848	5,000	5,000
Charges for Current Services	3,197,757	3,113,344	2,830,991	2,830,991
Miscellaneous Revenues	23,040	7,351	0	0
Other Financing Sources	40,000	0	0	0
<b>Total Revenues</b>	<b>3,719,961</b>	<b>3,189,543</b>	<b>2,835,991</b>	<b>2,835,991</b>

### Expenditures/Appropriations

Salary and Employee Benefits	5,496,451	4,548,306	6,058,572	6,058,572
Services and Supplies	3,797,543	4,615,982	3,579,000	3,579,000
Intrafund Expense	(1,139,685)	(1,354,510)	(2,577,837)	(2,577,837)
Interfund Expense	292,173	189,251	297,173	297,173
Transfers Out	0	0	0	0
Contingencies	0	0	370,124	370,124
<b>Total Expenditures/Appropriations</b>	<b>8,446,482</b>	<b>7,999,029</b>	<b>7,727,032</b>	<b>7,727,032</b>

<b>Activity Total: Other General</b>	<b>4,726,521</b>	<b>4,809,486</b>	<b>4,891,041</b>	<b>4,891,041</b>
--------------------------------------	------------------	------------------	------------------	------------------

# County of Marin

## Financing Sources and Uses by Budget Unit by Object Governmental Funds Fiscal Year 2022-23

Detail by Revenue Category and Expenditure Object	2020-21 Actual	2021-22 Estimated	2022-23 Recommended	2022-23 Adopted by the Board of Supervisors
1	2	3	4	5

**Budget Unit:** 410 DEPARTMENT OF PUBLIC WORKS

**Function:** General Government

**Activity:** Plant Acquisition

**Revenues**

Licenses, Permits and Franchises	290,802	451,296	275,000	275,000
Use of Money and Property	(16,643)	0	0	0
Intergovernmental Revenues	266,771	1,727,471	0	0
Charges for Current Services	1,118,677	1,276,855	1,163,822	1,163,822
Miscellaneous Revenues	0	237	0	0
Other Financing Sources	4,515,500	6,102,000	7,000,000	7,000,000
<b>Total Revenues</b>	<b>6,175,107</b>	<b>9,557,859</b>	<b>8,438,822</b>	<b>8,438,822</b>

**Expenditures/Appropriations**

Salary and Employee Benefits	3,362,553	3,319,002	3,940,223	3,940,223
Services and Supplies	2,586,234	4,434,378	7,057,450	7,057,450
Intrafund Expense	148,854	231,355	251,566	251,566
Interfund Expense	797,512	688,414	961,912	961,912
Transfers Out	550,000	0	0	0
<b>Total Expenditures/Appropriations</b>	<b>7,445,153</b>	<b>8,673,149</b>	<b>12,211,151</b>	<b>12,211,151</b>

<b>Activity Total: Plant Acquisition</b>	<b>1,270,046</b>	<b>(884,710)</b>	<b>3,772,329</b>	<b>3,772,329</b>
--	------------------	------------------	------------------	------------------

# County of Marin

## Financing Sources and Uses by Budget Unit by Object Governmental Funds Fiscal Year 2022-23

Detail by Revenue Category and Expenditure Object	2020-21 Actual	2021-22 Estimated	2022-23 Recommended	2022-23 Adopted by the Board of Supervisors
1	2	3	4	5

**Budget Unit:** 410 DEPARTMENT OF PUBLIC WORKS

**Function:** General Government

**Activity:** Property Management

### Revenues

Licenses, Permits and Franchises	0	0	0	0
Use of Money and Property	547,205	559,812	578,665	578,665
Intergovernmental Revenues	168,387	277,903	180,000	180,000
Charges for Current Services	2,270,568	1,740,396	2,628,841	2,628,841
Miscellaneous Revenues	10,980	4,687	5,000	5,000
Other Financing Sources	2,120,533	2,115,000	0	0
<b>Total Revenues</b>	<b>5,117,673</b>	<b>4,697,798</b>	<b>3,392,506</b>	<b>3,392,506</b>

### Expenditures/Appropriations

Salary and Employee Benefits	5,838,342	6,068,660	6,390,133	6,390,133
Services and Supplies	8,008,756	6,277,952	5,371,225	5,371,225
Capital Assets	0	0	0	0
Intrafund Expense	(2,682,270)	(2,486,833)	(5,425,260)	(5,425,260)
Interfund Expense	228,284	229,250	107,397	107,397
Other Financing Uses	310,326	310,325	331,429	331,429
Transfers Out	0	0	0	0
<b>Total Expenditures/Appropriations</b>	<b>11,703,438</b>	<b>10,399,354</b>	<b>6,774,924</b>	<b>6,774,924</b>

**Activity Total: Property Management**      **6,585,765**      **5,701,556**      **3,382,418**      **3,382,418**

**Function Total: General Government**      **15,727,495**      **12,617,924**      **15,310,998**      **15,310,998**

# County of Marin

## Financing Sources and Uses by Budget Unit by Object Governmental Funds Fiscal Year 2022-23

Detail by Revenue Category and Expenditure Object	2020-21 Actual	2021-22 Estimated	2022-23 Recommended	2022-23 Adopted by the Board of Supervisors
1	2	3	4	5

**Budget Unit:** 410 DEPARTMENT OF PUBLIC WORKS

**Function:** Public Protection

**Activity:** Flood Cntrl and Soil and Water Conserv

**Revenues**

Intergovernmental Revenues	0	0	0	0
Charges for Current Services	455,341	449,564	494,952	494,952
Miscellaneous Revenues	0	0	0	0
<b>Total Revenues</b>	<b>455,341</b>	<b>449,564</b>	<b>494,952</b>	<b>494,952</b>

**Expenditures/Appropriations**

Salary and Employee Benefits	696,185	710,738	528,807	528,807
Services and Supplies	173,233	117,011	210,000	210,000
Intrafund Expense	22,244	17,777	23,850	23,850
Interfund Expense	3,853	3,853	3,853	3,853
<b>Total Expenditures/Appropriations</b>	<b>895,515</b>	<b>849,379</b>	<b>766,510</b>	<b>766,510</b>
<b>Activity Total: Flood Cntrl and Soil and Water Conserv</b>	<b>440,174</b>	<b>399,815</b>	<b>271,558</b>	<b>271,558</b>

# County of Marin

## Financing Sources and Uses by Budget Unit by Object Governmental Funds Fiscal Year 2022-23

Detail by Revenue Category and Expenditure Object	2020-21 Actual	2021-22 Estimated	2022-23 Recommended	2022-23 Adopted by the Board of Supervisors
1	2	3	4	5

**Budget Unit:** 410 DEPARTMENT OF PUBLIC WORKS

**Function:** Public Protection

**Activity:** Other Protection

### Revenues

Licenses, Permits and Franchises	0	0	0	0
Intergovernmental Revenues	551,168	90,918	0	0
Charges for Current Services	2,877,215	3,394,189	4,186,490	4,186,490
Miscellaneous Revenues	17,475	23,432	15,000	15,000
Other Financing Sources	15,000	2,068,000	0	0
<b>Total Revenues</b>	<b>3,460,858</b>	<b>5,576,539</b>	<b>4,201,490</b>	<b>4,201,490</b>

### Expenditures/Appropriations

Salary and Employee Benefits	3,934,220	4,179,874	5,001,087	5,001,087
Services and Supplies	745,389	567,256	390,820	390,820
Intrafund Expense	432,620	414,316	408,250	408,250
Interfund Expense	40,312	44,447	38,197	38,197
Transfers Out	0	0	0	0
<b>Total Expenditures/Appropriations</b>	<b>5,152,541</b>	<b>5,205,893</b>	<b>5,838,354</b>	<b>5,838,354</b>

**Activity Total: Other Protection** 1,691,683 (370,646) 1,636,864 1,636,864

**Function Total: Public Protection** 2,131,857 29,169 1,908,422 1,908,422

# County of Marin

**Financing Sources and Uses by Budget Unit by Object**  
**Governmental Funds**  
**Fiscal Year 2022-23**

Detail by Revenue Category and Expenditure Object	2020-21 Actual	2021-22 Estimated	2022-23 Recommended	2022-23 Adopted by the Board of Supervisors
1	2	3	4	5

**Budget Unit:** 410 DEPARTMENT OF PUBLIC WORKS

**Function:** Public Ways and Facilities

**Activity:** Park Facilities

**Expenditures/Appropriations**

Services and Supplies	0	6,004	0	0
Capital Assets	0	485,000	0	0
<b>Total Expenditures/Appropriations</b>	<b>0</b>	<b>491,004</b>	<b>0</b>	<b>0</b>
<b>Activity Total: Park Facilities</b>	<b>0</b>	<b>491,004</b>	<b>0</b>	<b>0</b>



# County of Marin

## Financing Sources and Uses by Budget Unit by Object Governmental Funds Fiscal Year 2022-23

Detail by Revenue Category and Expenditure Object	2020-21 Actual	2021-22 Estimated	2022-23 Recommended	2022-23 Adopted by the Board of Supervisors
1	2	3	4	5

**Budget Unit:** 410 DEPARTMENT OF PUBLIC WORKS

**Function:** Public Ways and Facilities

**Activity:** Public Ways

### Revenues

Licenses, Permits and Franchises	2,533,319	2,550,862	1,406,000	1,406,000
Use of Money and Property	66,086	66,997	22,500	22,500
Intergovernmental Revenues	28,460,399	15,130,600	13,783,190	13,783,190
Charges for Current Services	1,566,907	1,587,442	1,684,267	1,684,267
Miscellaneous Revenues	(24,536)	22,388	45,000	45,000
Other Financing Sources	13,221,482	12,525,550	12,332,550	12,332,550
<b>Total Revenues</b>	<b>45,823,657</b>	<b>31,883,839</b>	<b>29,273,507</b>	<b>29,273,507</b>

### Expenditures/Appropriations

Salary and Employee Benefits	11,064,955	11,411,829	12,728,699	12,728,699
Services and Supplies	31,884,418	21,448,559	14,465,055	14,465,055
Capital Assets	0	0	0	0
Intrafund Expense	(1,990,215)	(2,242,267)	(908,513)	(908,513)
Interfund Expense	2,664,774	3,007,640	2,343,721	2,343,721
Transfers Out	960,000	2,063,000	960,000	960,000
Contingencies	0	0	1,419,306	1,419,306
<b>Total Expenditures/Appropriations</b>	<b>44,583,932</b>	<b>35,688,761</b>	<b>31,008,268</b>	<b>31,008,268</b>

**Activity Total: Public Ways** (1,239,725) 3,804,922 1,734,761 1,734,761

**Function Total: Public Ways and Facilities** (1,239,725) 4,295,926 1,734,761 1,734,761

# County of Marin

## Financing Sources and Uses by Budget Unit by Object Governmental Funds Fiscal Year 2022-23

Detail by Revenue Category and Expenditure Object	2020-21 Actual	2021-22 Estimated	2022-23 Recommended	2022-23 Adopted by the Board of Supervisors
1	2	3	4	5

**Budget Unit:** 410 DEPARTMENT OF PUBLIC WORKS

**Function:** Health and Sanitation

**Activity:** Sanitation Refuse Collect and Disposal

### Revenues

Licenses, Permits and Franchises	1,686,528	1,449,807	1,444,360	1,444,360
Intergovernmental Revenues	82,703	187,997	87,800	87,800
Charges for Current Services	0	0	0	0
Miscellaneous Revenues	3,873	254	0	0
Other Financing Sources	20,000	25,000	20,000	20,000
<b>Total Revenues</b>	<b>1,793,104</b>	<b>1,663,058</b>	<b>1,552,160</b>	<b>1,552,160</b>

### Expenditures/Appropriations

Salary and Employee Benefits	509,961	574,872	885,267	885,267
Services and Supplies	174,580	102,225	216,650	216,650
Intrafund Expense	780,017	707,098	749,933	749,933
Interfund Expense	4,816	4,816	4,816	4,816
Transfers Out	20,000	20,000	20,000	20,000
<b>Total Expenditures/Appropriations</b>	<b>1,489,374</b>	<b>1,409,011</b>	<b>1,876,666</b>	<b>1,876,666</b>

<b>Activity Total: Sanitation Refuse Collect and Disposal</b>	<b>(303,730)</b>	<b>(254,047)</b>	<b>324,506</b>	<b>324,506</b>
<b>Function Total: Health and Sanitation</b>	<b>(303,730)</b>	<b>(254,047)</b>	<b>324,506</b>	<b>324,506</b>

<b>Grand Total: 410 DEPARTMENT OF PUBLIC WORKS</b>	<b>16,315,897</b>	<b>16,688,972</b>	<b>19,278,687</b>	<b>19,278,687</b>
--	-------------------	-------------------	-------------------	-------------------

# County of Marin

## Financing Sources and Uses by Budget Unit by Object Governmental Funds Fiscal Year 2022-23

Detail by Revenue Category and Expenditure Object	2020-21 Actual	2021-22 Estimated	2022-23 Recommended	2022-23 Adopted by the Board of Supervisors
1	2	3	4	5

**Budget Unit:** 500 AGRICULTURE WEIGHTS MEASURES

**Function:** Public Protection

**Activity:** Protective Inspection

### Revenues

Licenses, Permits and Franchises	9,827	8,700	8,000	8,000
Fines, Forfeitures, and Penalties	3,359	1,743	9,000	9,000
Intergovernmental Revenues	1,168,452	1,113,840	1,052,900	1,052,900
Charges for Current Services	386,204	367,487	383,500	383,500
Miscellaneous Revenues	0	10,429	0	0
<b>Total Revenues</b>	<b>1,567,842</b>	<b>1,502,199</b>	<b>1,453,400</b>	<b>1,453,400</b>

### Expenditures/Appropriations

Salary and Employee Benefits	1,816,545	1,889,902	2,179,190	2,179,190
Services and Supplies	269,687	642,335	216,702	216,702
Intrafund Expense	438,507	439,288	176,429	176,429
Interfund Expense	43,136	43,136	43,136	43,136
Contingencies	0	0	100,000	100,000
<b>Total Expenditures/Appropriations</b>	<b>2,567,875</b>	<b>3,014,661</b>	<b>2,715,457</b>	<b>2,715,457</b>

<b>Activity Total: Protective Inspection</b>	<b>1,000,033</b>	<b>1,512,462</b>	<b>1,262,057</b>	<b>1,262,057</b>
<b>Function Total: Public Protection</b>	<b>1,000,033</b>	<b>1,512,462</b>	<b>1,262,057</b>	<b>1,262,057</b>

<b>Grand Total: 500 AGRICULTURE WEIGHTS MEASURES</b>	<b>1,000,033</b>	<b>1,512,462</b>	<b>1,262,057</b>	<b>1,262,057</b>
--	------------------	------------------	------------------	------------------

# County of Marin

## Financing Sources and Uses by Budget Unit by Object Governmental Funds Fiscal Year 2022-23

Detail by Revenue Category and Expenditure Object	2020-21 Actual	2021-22 Estimated	2022-23 Recommended	2022-23 Adopted by the Board of Supervisors
1	2	3	4	5

**Budget Unit:** 510 UC COOPERATIVE EXTENSION MARIN

**Function:** Education

**Activity:** Agricultural Education

**Revenues**

Intergovernmental Revenues	3,500	3,500	3,500	3,500
Other Financing Sources	2,500	0	0	0
<b>Total Revenues</b>	<b>6,000</b>	<b>3,500</b>	<b>3,500</b>	<b>3,500</b>

**Expenditures/Appropriations**

Salary and Employee Benefits	197,873	217,515	213,698	213,698
Services and Supplies	6,918	6,973	7,722	7,722
Intrafund Expense	96,233	93,921	100,597	100,597
Interfund Expense	20,605	11,341	11,341	11,341
<b>Total Expenditures/Appropriations</b>	<b>321,629</b>	<b>329,750</b>	<b>333,358</b>	<b>333,358</b>

**Activity Total: Agricultural Education**

	<b>315,629</b>	<b>326,250</b>	<b>329,858</b>	<b>329,858</b>
--	----------------	----------------	----------------	----------------

**Function Total: Education**

	<b>315,629</b>	<b>326,250</b>	<b>329,858</b>	<b>329,858</b>
--	----------------	----------------	----------------	----------------

**Grand Total: 510 UC COOPERATIVE EXTENSION MARIN**

	<b>315,629</b>	<b>326,250</b>	<b>329,858</b>	<b>329,858</b>
--	----------------	----------------	----------------	----------------



# County of Marin

## Financing Sources and Uses by Budget Unit by Object Governmental Funds Fiscal Year 2022-23

Detail by Revenue Category and Expenditure Object	2020-21 Actual	2021-22 Estimated	2022-23 Recommended	2022-23 Adopted by the Board of Supervisors
1	2	3	4	5

**Budget Unit:** 520 MARIN COUNTY PARKS  
**Function:** Recreation and Cultural Services  
**Activity:** Recreation Facilities

### Revenues

Taxes	15,547,563	13,219,549	0	0
Licenses, Permits and Franchises	43,674	2,640	0	0
Fines, Forfeitures, and Penalties	767	544	0	0
Use of Money and Property	816,426	868,717	575,000	575,000
Intergovernmental Revenues	124,310	803,235	35,000	35,000
Charges for Current Services	1,713,903	1,852,321	1,826,955	1,826,955
Miscellaneous Revenues	118,647	130,778	30,751	30,751
Other Financing Sources	273,768	1,011,000	0	0
<b>Total Revenues</b>	<b>18,639,058</b>	<b>17,888,784</b>	<b>2,467,706</b>	<b>2,467,706</b>

### Expenditures/Appropriations

Other Financing Sources	0	806	0	0
Salary and Employee Benefits	8,233,675	7,992,999	7,272,465	7,272,465
Services and Supplies	6,856,129	8,528,931	3,456,140	3,456,140
Capital Assets	0	0	85,000	85,000
Intrafund Expense	(1,435,484)	(1,426,297)	(1,418,627)	(1,418,627)
Interfund Expense	1,413,893	757,955	418,000	418,000
Other Financing Uses	0	0	0	0
Transfers Out	260,151	126,000	0	0
Contingencies	0	0	0	0
<b>Total Expenditures/Appropriations</b>	<b>15,328,364</b>	<b>15,980,394</b>	<b>9,812,978</b>	<b>9,812,978</b>
<b>Activity Total: Recreation Facilities</b>	<b>(3,310,694)</b>	<b>(1,908,390)</b>	<b>7,345,272</b>	<b>7,345,272</b>

# County of Marin

**Financing Sources and Uses by Budget Unit by Object**  
**Governmental Funds**  
**Fiscal Year 2022-23**

Detail by Revenue Category and Expenditure Object	2020-21 Actual	2021-22 Estimated	2022-23 Recommended	2022-23 Adopted by the Board of Supervisors
1	2	3	4	5
<b>Function Total: Recreation and Cultural Services</b>	<b>(3,310,694)</b>	<b>(1,908,390)</b>	<b>7,345,272</b>	<b>7,345,272</b>
<b>Grand Total: 520 MARIN COUNTY PARKS</b>	<b>(3,310,550)</b>	<b>(1,908,390)</b>	<b>7,345,272</b>	<b>7,345,272</b>

# County of Marin

## Financing Sources and Uses by Budget Unit by Object Governmental Funds Fiscal Year 2022-23

Detail by Revenue Category and Expenditure Object	2020-21 Actual	2021-22 Estimated	2022-23 Recommended	2022-23 Adopted by the Board of Supervisors
1	2	3	4	5

**Budget Unit:** 530 CULTURAL SERVICES

**Function:** General Government

**Activity:** Property Management

**Revenues**

Charges for Current Services	11,946	6,747	0	0
Miscellaneous Revenues	711	(300)	858	858
<b>Total Revenues</b>	<b>12,657</b>	<b>6,447</b>	<b>858</b>	<b>858</b>

**Expenditures/Appropriations**

Salary and Employee Benefits	72,107	120,841	294,442	294,442
Services and Supplies	16,380	35,035	36,100	36,100
Intrafund Expense	(198)	0	0	0
Interfund Expense	1,927	1,927	1,927	1,927
<b>Total Expenditures/Appropriations</b>	<b>90,216</b>	<b>157,803</b>	<b>332,469</b>	<b>332,469</b>

<b>Activity Total: Property Management</b>	<b>77,559</b>	<b>151,356</b>	<b>331,611</b>	<b>331,611</b>
--	---------------	----------------	----------------	----------------

<b>Function Total: General Government</b>	<b>77,559</b>	<b>151,356</b>	<b>331,611</b>	<b>331,611</b>
---	---------------	----------------	----------------	----------------



# County of Marin

## Financing Sources and Uses by Budget Unit by Object Governmental Funds Fiscal Year 2022-23

Detail by Revenue Category and Expenditure Object	2020-21 Actual	2021-22 Estimated	2022-23 Recommended	2022-23 Adopted by the Board of Supervisors
1	2	3	4	5

**Budget Unit:** 530 CULTURAL SERVICES  
**Function:** Recreation and Cultural Services  
**Activity:** Cultural Services

### Revenues

Licenses, Permits and Franchises	0	2,300	0	0
Use of Money and Property	442,703	213,738	525,091	525,091
Intergovernmental Revenues	0	3,392,297	0	0
Charges for Current Services	105,581	347,270	509,667	509,667
Miscellaneous Revenues	25,042	497,239	190,843	190,843
Other Financing Sources	0	0	0	0
<b>Total Revenues</b>	<b>573,326</b>	<b>4,452,844</b>	<b>1,225,601</b>	<b>1,225,601</b>

### Expenditures/Appropriations

Salary and Employee Benefits	1,274,451	1,703,566	2,203,406	2,203,406
Services and Supplies	353,015	686,711	541,086	541,086
Intrafund Expense	548,067	512,689	635,332	635,332
Interfund Expense	23,707	24,667	12,148	12,148
Other Financing Uses	61,930	61,930	62,000	62,000
<b>Total Expenditures/Appropriations</b>	<b>2,261,170</b>	<b>2,989,563</b>	<b>3,453,972</b>	<b>3,453,972</b>

**Activity Total: Cultural Services** 1,687,844 (1,463,281) 2,228,371 2,228,371

**Function Total: Recreation and Cultural Services** 1,687,844 (1,463,281) 2,228,371 2,228,371

**Grand Total: 530 CULTURAL SERVICES** 1,765,403 (1,311,925) 2,559,982 2,559,982

# County of Marin

**Financing Sources and Uses by Budget Unit by Object**  
**Governmental Funds**  
**Fiscal Year 2022-23**

Detail by Revenue Category and Expenditure Object	2020-21 Actual	2021-22 Estimated	2022-23 Recommended	2022-23 Adopted by the Board of Supervisors
1	2	3	4	5

**Budget Unit:** 540 MARIN COUNTY FREE LIBRARY

**Function:** General Government

**Activity:** Plant Acquisition

**Revenues**

Taxes	0	0	0	0
<b>Total Revenues</b>	<b>0</b>	<b>0</b>	<b>0</b>	<b>0</b>

**Expenditures/Appropriations**

Services and Supplies	37,766	140,839	100,000	100,000
Capital Assets	532,579	0	1,000,000	1,000,000
Interfund Expense	0	0	0	0
Transfers Out	0	135,000	0	0
<b>Total Expenditures/Appropriations</b>	<b>570,345</b>	<b>275,839</b>	<b>1,100,000</b>	<b>1,100,000</b>
<b>Activity Total: Plant Acquisition</b>	<b>570,345</b>	<b>275,839</b>	<b>1,100,000</b>	<b>1,100,000</b>
<b>Function Total: General Government</b>	<b>570,345</b>	<b>275,839</b>	<b>1,100,000</b>	<b>1,100,000</b>

# County of Marin

## Financing Sources and Uses by Budget Unit by Object Governmental Funds Fiscal Year 2022-23

Detail by Revenue Category and Expenditure Object	2020-21 Actual	2021-22 Estimated	2022-23 Recommended	2022-23 Adopted by the Board of Supervisors
1	2	3	4	5

**Budget Unit:** 540 MARIN COUNTY FREE LIBRARY

**Function:** Education

**Activity:** Library Services

### Revenues

Taxes	17,340,000	18,586,081	17,901,000	17,901,000
Use of Money and Property	8,646	8,535	51,000	51,000
Intergovernmental Revenues	42,676	42,456	43,600	43,600
Charges for Current Services	653,670	690,700	622,300	622,300
Miscellaneous Revenues	318,350	91,109	35,100	35,100
Other Financing Sources	2,920,331	2,476,102	2,388,000	2,388,000
<b>Total Revenues</b>	<b>21,283,673</b>	<b>21,894,983</b>	<b>21,041,000</b>	<b>21,041,000</b>

### Expenditures/Appropriations

Other Financing Sources	0	6,195	0	0
Salary and Employee Benefits	11,361,461	12,341,680	14,494,395	14,494,395
Services and Supplies	3,873,865	3,956,422	4,710,168	4,710,168
Capital Assets	1,065,120	624,779	0	0
Interfund Expense	1,381,187	1,549,195	1,407,161	1,407,161
Other Financing Uses	0	0	0	0
Transfers Out	2,077,392	2,071,763	2,180,000	2,180,000
<b>Total Expenditures/Appropriations</b>	<b>19,759,025</b>	<b>20,550,034</b>	<b>22,791,724</b>	<b>22,791,724</b>

**Activity Total: Library Services**

**(1,524,648)**

**(1,344,949)**

**1,750,724**

**1,750,724**

**Function Total: Education**

**(1,524,648)**

**(1,344,949)**

**1,750,724**

**1,750,724**

**Grand Total: 540 MARIN COUNTY FREE LIBRARY**

**(954,303)**

**(1,069,110)**

**2,850,724**

**2,850,724**

# County of Marin

**Financing Sources and Uses by Budget Unit by Object**  
**Governmental Funds**  
**Fiscal Year 2022-23**

Detail by Revenue Category and Expenditure Object	2020-21 Actual	2021-22 Estimated	2022-23 Recommended	2022-23 Adopted by the Board of Supervisors
1	2	3	4	5

**Budget Unit:** 653 WASTE MANAGEMENT JPA

**Function:** Public Protection

**Activity:** Flood Cntrl and Soil and Water Conserv

**Revenues**

Use of Money and Property	146	55	0	0
<b>Total Revenues</b>	<b>146</b>	<b>55</b>	<b>0</b>	<b>0</b>

**Expenditures/Appropriations**

Transfers Out	0	5,000	0	0
<b>Total Expenditures/Appropriations</b>	<b>0</b>	<b>5,000</b>	<b>0</b>	<b>0</b>

<b>Activity Total: Flood Cntrl and Soil and Water Conserv</b>	<b>(146)</b>	<b>4,945</b>	<b>0</b>	<b>0</b>
<b>Function Total: Public Protection</b>	<b>(146)</b>	<b>4,945</b>	<b>0</b>	<b>0</b>
<b>Grand Total: 653 WASTE MANAGEMENT JPA</b>	<b>(146)</b>	<b>4,945</b>	<b>0</b>	<b>0</b>

# County of Marin

**Financing Sources and Uses by Budget Unit by Object**  
**Governmental Funds**  
**Fiscal Year 2022-23**

Detail by Revenue Category and Expenditure Object	2020-21 Actual	2021-22 Estimated	2022-23 Recommended	2022-23 Adopted by the Board of Supervisors
1	2	3	4	5

**Budget Unit:** 659 MARIN COUNTY OPEN SPACE

**Function:** Recreation and Cultural Services

**Activity:** Recreation Facilities

**Revenues**

Use of Money and Property	35	14	0	0
<b>Total Revenues</b>	<b>35</b>	<b>14</b>	<b>0</b>	<b>0</b>

**Expenditures/Appropriations**

Services and Supplies	0	0	0	0
Transfers Out	0	0	0	0
<b>Total Expenditures/Appropriations</b>	<b>0</b>	<b>0</b>	<b>0</b>	<b>0</b>

<b>Activity Total: Recreation Facilities</b>	<b>(35)</b>	<b>(14)</b>	<b>0</b>	<b>0</b>
<b>Function Total: Recreation and Cultural Services</b>	<b>(35)</b>	<b>(14)</b>	<b>0</b>	<b>0</b>
<b>Grand Total: 659 MARIN COUNTY OPEN SPACE</b>	<b>(35)</b>	<b>(14)</b>	<b>0</b>	<b>0</b>

# County of Marin

## Financing Sources and Uses by Budget Unit by Object Governmental Funds Fiscal Year 2022-23

Detail by Revenue Category and Expenditure Object	2020-21 Actual	2021-22 Estimated	2022-23 Recommended	2022-23 Adopted by the Board of Supervisors
1	2	3	4	5

**Budget Unit:** 738 WOODACRE CREEK RESTORATION

**Function:** Public Protection

**Activity:** Flood Cntrl and Soil and Water Conserv

**Revenues**

Use of Money and Property	1	0	0	0
<b>Total Revenues</b>	<b>1</b>	<b>0</b>	<b>0</b>	<b>0</b>
<b>Activity Total: Flood Cntrl and Soil and Water Conserv</b>	<b>(1)</b>	<b>0</b>	<b>0</b>	<b>0</b>
<b>Function Total: Public Protection</b>	<b>(1)</b>	<b>0</b>	<b>0</b>	<b>0</b>
<b>Grand Total: 738 WOODACRE CREEK RESTORATION</b>	<b>(1)</b>	<b>0</b>	<b>0</b>	<b>0</b>

# County of Marin

## Financing Sources and Uses by Budget Unit by Object Governmental Funds Fiscal Year 2022-23

Detail by Revenue Category and Expenditure Object	2020-21 Actual	2021-22 Estimated	2022-23 Recommended	2022-23 Adopted by the Board of Supervisors
1	2	3	4	5

**Budget Unit:** 900 NON DEPARTMENTAL

**Function:** General Government

**Activity:** Legislative and Administrative

### Revenues

Intergovernmental Revenues	0	0	55,500	55,500
<b>Total Revenues</b>	<b>0</b>	<b>0</b>	<b>55,500</b>	<b>55,500</b>

### Expenditures/Appropriations

Transfers Out	0	0	55,500	55,500
<b>Total Expenditures/Appropriations</b>	<b>0</b>	<b>0</b>	<b>55,500</b>	<b>55,500</b>
<b>Activity Total: Legislative and Administrative</b>	<b>0</b>	<b>0</b>	<b>0</b>	<b>0</b>

# County of Marin

## Financing Sources and Uses by Budget Unit by Object Governmental Funds Fiscal Year 2022-23

Detail by Revenue Category and Expenditure Object	2020-21 Actual	2021-22 Estimated	2022-23 Recommended	2022-23 Adopted by the Board of Supervisors
1	2	3	4	5

**Budget Unit:** 900 NON DEPARTMENTAL

**Function:** General Government

**Activity:** Other General

### Revenues

Taxes	259,595,643	286,452,763	263,140,000	263,140,000
Licenses, Permits and Franchises	2,640,571	2,492,189	2,050,000	2,050,000
Fines, Forfeitures, and Penalties	7,393,304	7,693,360	3,934,108	3,934,108
Use of Money and Property	2,284,285	464,572	402,500	402,500
Intergovernmental Revenues	1,521,229	1,333,062	635,000	635,000
Charges for Current Services	2,030,055	2,660,552	1,863,915	1,863,915
Miscellaneous Revenues	3,269,028	3,872,464	14,517,998	14,517,998
Other Financing Sources	37,159,409	67,565,074	5,629,584	5,629,584
<b>Total Revenues</b>	<b>315,893,524</b>	<b>372,534,036</b>	<b>292,173,105</b>	<b>292,173,105</b>

### Expenditures/Appropriations

Salary and Employee Benefits	365,248	507,365	750,000	750,000
Services and Supplies	9,198,515	9,880,847	42,174,087	42,174,087
Capital Assets	0	1,006,228	0	0
Intrafund Expense	(3,479,258)	(3,396,246)	(3,343,700)	(3,343,700)
Interfund Expense	(16,102,830)	(18,547,886)	(19,369,459)	(19,369,459)
Other Financing Uses	19,783,943	20,400,690	19,940,582	19,940,582
Transfers Out	29,177,441	35,857,280	24,692,625	24,692,625
Contingencies	0	0	35,175,000	35,175,000
Claims Expense	0	0	0	0
<b>Total Expenditures/Appropriations</b>	<b>38,943,059</b>	<b>45,708,278</b>	<b>100,019,135</b>	<b>100,019,135</b>
<b>Activity Total: Other General</b>	<b>(276,950,465)</b>	<b>(326,825,758)</b>	<b>(192,153,970)</b>	<b>(192,153,970)</b>



# County of Marin

**Financing Sources and Uses by Budget Unit by Object**  
**Governmental Funds**  
**Fiscal Year 2022-23**

Detail by Revenue Category and Expenditure Object	2020-21 Actual	2021-22 Estimated	2022-23 Recommended	2022-23 Adopted by the Board of Supervisors
1	2	3	4	5

<b>Function Total: General Government</b>	<b>(276,950,465)</b>	<b>(326,825,758)</b>	<b>(192,153,970)</b>	<b>(192,153,970)</b>
---	----------------------	----------------------	----------------------	----------------------

# County of Marin

**Financing Sources and Uses by Budget Unit by Object**  
**Governmental Funds**  
**Fiscal Year 2022-23**

Detail by Revenue Category and Expenditure Object	2020-21 Actual	2021-22 Estimated	2022-23 Recommended	2022-23 Adopted by the Board of Supervisors
1	2	3	4	5

**Budget Unit:** 900 NON DEPARTMENTAL

**Function:** Public Protection

**Activity:** Fire Protection

**Expenditures/Appropriations**

Services and Supplies	17,412	0	0	0
Intrafund Expense	920	0	0	0
<b>Total Expenditures/Appropriations</b>	<b>18,332</b>	<b>0</b>	<b>0</b>	<b>0</b>
<b>Activity Total: Fire Protection</b>	<b>18,332</b>	<b>0</b>	<b>0</b>	<b>0</b>

# County of Marin

## Financing Sources and Uses by Budget Unit by Object Governmental Funds Fiscal Year 2022-23

Detail by Revenue Category and Expenditure Object	2020-21 Actual	2021-22 Estimated	2022-23 Recommended	2022-23 Adopted by the Board of Supervisors
1	2	3	4	5

**Budget Unit:** 900 NON DEPARTMENTAL

**Function:** Public Protection

**Activity:** Judicial

**Revenues**

Fines, Forfeitures, and Penalties	301,371	400,272	450,000	450,000
Intergovernmental Revenues	652,032	796,206	650,444	650,444
Charges for Current Services	(15)	0	4,000	4,000
Miscellaneous Revenues	1,052	1,462	2,000	2,000
<b>Total Revenues</b>	<b>954,440</b>	<b>1,197,940</b>	<b>1,106,444</b>	<b>1,106,444</b>

**Expenditures/Appropriations**

Salary and Employee Benefits	0	0	3,200	3,200
Services and Supplies	1,994,966	1,952,668	1,901,500	1,901,500
Support of Clients	0	0	52,000	52,000
Claims Expense	205,167	257,501	152,000	152,000
<b>Total Expenditures/Appropriations</b>	<b>2,200,133</b>	<b>2,210,169</b>	<b>2,108,700</b>	<b>2,108,700</b>

<b>Activity Total: Judicial</b>	<b>1,245,693</b>	<b>1,012,229</b>	<b>1,002,256</b>	<b>1,002,256</b>
---------------------------------	------------------	------------------	------------------	------------------

# County of Marin

## Financing Sources and Uses by Budget Unit by Object Governmental Funds Fiscal Year 2022-23

Detail by Revenue Category and Expenditure Object	2020-21 Actual	2021-22 Estimated	2022-23 Recommended	2022-23 Adopted by the Board of Supervisors
1	2	3	4	5

**Budget Unit:** 900 NON DEPARTMENTAL

**Function:** Public Protection

**Activity:** Other Protection

### Revenues

Licenses, Permits and Franchises	0	329,281	250,000	250,000
Fines, Forfeitures, and Penalties	25,447	48,426	46,930	46,930
Use of Money and Property	15	15,794	0	0
Intergovernmental Revenues	459,151	49,973,590	0	0
Charges for Current Services	0	2,464,312	2,461,509	2,461,509
Miscellaneous Revenues	1,232,585	(53,285)	0	0
Other Financing Sources	0	0	0	0
<b>Total Revenues</b>	<b>1,717,198</b>	<b>52,778,118</b>	<b>2,758,439</b>	<b>2,758,439</b>

### Expenditures/Appropriations

Salary and Employee Benefits	994,476	528,761	0	0
Services and Supplies	16,663,014	5,835,599	3,742,190	3,742,190
Intrafund Expense	69,868	21,101	5,000	5,000
Interfund Expense	179,612	157,592	0	0
Transfers Out	77,500	50,273,916	0	0
<b>Total Expenditures/Appropriations</b>	<b>17,984,470</b>	<b>56,816,969</b>	<b>3,747,190</b>	<b>3,747,190</b>
<b>Activity Total: Other Protection</b>	<b>16,267,272</b>	<b>4,038,851</b>	<b>988,751</b>	<b>988,751</b>
<b>Function Total: Public Protection</b>	<b>17,531,297</b>	<b>5,051,080</b>	<b>1,991,007</b>	<b>1,991,007</b>

# County of Marin

## Financing Sources and Uses by Budget Unit by Object Governmental Funds Fiscal Year 2022-23

Detail by Revenue Category and Expenditure Object	2020-21 Actual	2021-22 Estimated	2022-23 Recommended	2022-23 Adopted by the Board of Supervisors
1	2	3	4	5

**Budget Unit:** 900 NON DEPARTMENTAL

**Function:** Health and Sanitation

**Activity:** Health

### Revenues

Use of Money and Property	82,475	0	0	0
Intergovernmental Revenues	35,340,920	0	0	0
Other Financing Sources	57,800,846	49,558,442	64,470,057	64,470,057
<b>Total Revenues</b>	<b>93,224,241</b>	<b>49,558,442</b>	<b>64,470,057</b>	<b>64,470,057</b>

### Expenditures/Appropriations

Services and Supplies	8,795,747	92,021	0	0
Transfers Out	80,644,577	50,740,936	64,470,057	64,470,057
<b>Total Expenditures/Appropriations</b>	<b>89,440,324</b>	<b>50,832,957</b>	<b>64,470,057</b>	<b>64,470,057</b>
<b>Activity Total: Health</b>	<b>(3,783,917)</b>	<b>1,274,515</b>	<b>0</b>	<b>0</b>
<b>Function Total: Health and Sanitation</b>	<b>(3,783,917)</b>	<b>1,274,515</b>	<b>0</b>	<b>0</b>

# County of Marin

## Financing Sources and Uses by Budget Unit by Object Governmental Funds Fiscal Year 2022-23

Detail by Revenue Category and Expenditure Object	2020-21 Actual	2021-22 Estimated	2022-23 Recommended	2022-23 Adopted by the Board of Supervisors
1	2	3	4	5

**Budget Unit:** 900 NON DEPARTMENTAL

**Function:** Public Assistance

**Activity:** Other Assistance

**Revenues**

Intergovernmental Revenues	5,973,366	14,952,345	0	0
<b>Total Revenues</b>	<b>5,973,366</b>	<b>14,952,345</b>	<b>0</b>	<b>0</b>

**Expenditures/Appropriations**

Salary and Employee Benefits	48,167	621,351	0	0
Services and Supplies	5,938,438	15,133,966	0	0
Intrafund Expense	254	0	0	0
Interfund Expense	15,543	0	0	0
<b>Total Expenditures/Appropriations</b>	<b>6,002,402</b>	<b>15,755,317</b>	<b>0</b>	<b>0</b>

**Activity Total: Other Assistance**

**29,036                      802,972                      0                      0**

**Function Total: Public Assistance**

**29,036                      802,972                      0                      0**

**Grand Total: 900 NON DEPARTMENTAL**

**(263,174,049)                      (319,697,191)                      (190,162,963)                      (190,162,963)**

# *Road Fund Work Program Statement*

---

**2023 Requested Budget Road Fund Work Program Statement  
Road Fund 2160**

**Financing Sources**

	2021-22 Adopted	2022-23 Adopted
Unreserved Fund Balance Designated		
Revenues From Use of Money and Property	2,500	2,500
Intergovernmental Revenues	5,938,637	6,842,207
Charges for Current Services	1,100,000	1,240,267
Other Financing Sources	4,307,550	4,307,550
Miscellaneous	<u>45,000</u>	<u>45,000</u>
<b>Total Sources</b>	<u><u>11,393,687</u></u>	<u><u>12,437,524</u></u>

**Financing Uses**

<b>By Object</b>		
Salaries & Benefits	6,796,431	6,901,106
Services & Supplies	1,787,245	1,787,245
Capital Assets	100,000	100,000
Interfund Expenses	2,710,011	2,369,867
<b>Total by Object</b>	<u><u>11,393,687</u></u>	<u><u>11,158,218</u></u>
<b>Administration</b>		
Salaries & Benefits	253,665	253,665
Services & Supplies	<u>-</u>	<u>-</u>
<b>Total by Administration</b>	<u><u>253,665</u></u>	<u><u>253,665</u></u>
<b>Total Construction</b>	<u><u>0</u></u>	<u><u>0</u></u>
<b>Maintenance</b>		
Salaries & Benefits	6,796,431	6,901,106
Services & Supplies	<u>1,787,245</u>	<u>1,787,245</u>
<b>Total Maintenance</b>	<u><u>8,583,676</u></u>	<u><u>8,688,351</u></u>
Vehicle Acquisition	100,000	100,000
Reimbursable Work	<u>2,456,346</u>	<u>2,116,202</u>
<b>Total Work Program</b>	11,393,687	11,158,218
Appropriation for Contingencies	<u>0</u>	<u>1,279,306</u>
<b>Total Uses</b>	<u><u>11,393,687</u></u>	<u><u>12,437,524</u></u>



# *Proprietary Funds Budget Forms*

---

## County of Marin

**Operation of Internal Service Fund  
Fiscal Year 2022-23**

**Fund Title: 6600 Workers' Compensation**

**Service Activity: Other General**

Operating Detail	2020-21 Actual	2021-22 Estimated	2022-23 Recommended	2022-23 Adopted by the Board of Supervisors
1	2	3	4	5

**Operating Revenues**

Miscellaneous Revenues	10,103,013	8,300,903	6,557,108	6,557,108
<b>Total Operating Revenues</b>	<b>10,103,013</b>	<b>8,300,903</b>	<b>6,557,108</b>	<b>6,557,108</b>

**Operating Expenditures/Appropriations**

Salary and Employee Benefits	231,166	265,399	254,656	254,656
Services and Supplies	2,280,229	2,644,768	6,042	6,042
Interfund Expense	8,301	9,621	11,410	11,410
Claims Expense	3,291,711	3,106,116	6,285,000	6,285,000
<b>Total Operating Expenditures/Appropriations</b>	<b>5,811,407</b>	<b>6,025,904</b>	<b>6,557,108</b>	<b>6,557,108</b>

<b>Operating Income (Loss)</b>	<b>4,291,606</b>	<b>2,274,999</b>	<b>0</b>	<b>0</b>
--------------------------------	------------------	------------------	----------	----------

**Non-Operating Expenses and Revenues**

Interest/Investment Income and/or Gain	228,901	0	0	0
<b>Non-Operating Expenses and Revenues</b>	<b>228,901</b>	<b>0</b>	<b>0</b>	<b>0</b>
<b>Income Before Capital Contributions and Transfers</b>	<b>4,062,705</b>	<b>2,274,999</b>	<b>0</b>	<b>0</b>

<b>Change in Net Position</b>	<b>4,062,705</b>	<b>2,274,999</b>	<b>0</b>	<b>0</b>
<b>Net Position - Beginning Balance</b>	<b>11,587,548</b>	<b>15,650,253</b>	<b>17,925,252</b>	<b>17,925,252</b>
<b>Net Position- Ending Balance</b>	<b>15,650,253</b>	<b>17,925,252</b>	<b>17,925,252</b>	<b>17,925,252</b>

## County of Marin

**Operation of Internal Service Fund  
Fiscal Year 2022-23**

**Fund Title: 6610 Technology Replacement**

**Service Activity: Other General**

Operating Detail	2020-21 Actual	2021-22 Estimated	2022-23 Recommended	2022-23 Adopted by the Board of Supervisors
1	2	3	4	5

**Operating Revenues**

Charges for Current Services	1,879,253	1,178,524	2,087,313	2,087,313
<b>Total Operating Revenues</b>	<b>1,879,253</b>	<b>1,178,524</b>	<b>2,087,313</b>	<b>2,087,313</b>

**Operating Expenditures/Appropriations**

Services and Supplies	1,189,022	1,169,700	2,573,200	2,573,200
Contingencies	0	0	264,113	264,113
Depreciation Expense	2,322	0	0	0
<b>Total Operating Expenditures/Appropriations</b>	<b>1,191,344</b>	<b>1,169,700</b>	<b>2,837,313</b>	<b>2,837,313</b>

<b>Operating Income (Loss)</b>	<b>687,909</b>	<b>8,824</b>	<b>750,000</b>	<b>750,000</b>
--------------------------------	----------------	--------------	----------------	----------------

**Non-Operating Expenses and Revenues**

Interest/Investment Income and/or Gain	9,376	0	0	0
Interest/Investment Income and/or Gain	(10,070)	(2,907)	0	0
<b>Non-Operating Expenses and Revenues</b>	<b>(694)</b>	<b>(2,907)</b>	<b>0</b>	<b>0</b>
<b>Income Before Capital Contributions and Transfers</b>	<b>688,603</b>	<b>11,731</b>	<b>750,000</b>	<b>750,000</b>

**Capital Contributions and Transfers**

Other Financing Sources	1,250,000	1,205,003	750,000	750,000
<b>Change in Net Position</b>	<b>1,938,603</b>	<b>1,216,734</b>	<b>0</b>	<b>0</b>
<b>Net Position - Beginning Balance</b>	<b>1,834,898</b>	<b>3,773,501</b>	<b>4,990,235</b>	<b>4,990,235</b>
<b>Net Position- Ending Balance</b>	<b>3,773,501</b>	<b>4,990,235</b>	<b>4,990,235</b>	<b>4,990,235</b>

## County of Marin

### Operation of Internal Service Fund Fiscal Year 2022-23

**Fund Title: 6620 Vehicle Replacement**

**Service Activity: Other General**

Operating Detail	2020-21 Actual	2021-22 Estimated	2022-23 Recommended	2022-23 Adopted by the Board of Supervisors
1	2	3	4	5

#### Operating Revenues

Charges for Current Services	2,905,430	2,788,115	2,888,864	2,888,864
Miscellaneous Revenues	0	0	0	0
<b>Total Operating Revenues</b>	<b>2,905,430</b>	<b>2,788,115</b>	<b>2,888,864</b>	<b>2,888,864</b>

#### Operating Expenditures/Appropriations

Services and Supplies	0	418,219	1,600,000	1,600,000
Contingencies	0	0	1,288,864	1,288,864
Depreciation Expense	453,341	0	0	0
<b>Total Operating Expenditures/Appropriations</b>	<b>453,341</b>	<b>418,219</b>	<b>2,888,864</b>	<b>2,888,864</b>

<b>Operating Income (Loss)</b>	<b>2,452,089</b>	<b>2,369,896</b>	<b>0</b>	<b>0</b>
--------------------------------	------------------	------------------	----------	----------

#### Non-Operating Expenses and Revenues

Interest/Investment Income and/or Gain	9,859	0	0	0
Interest/Investment Income and/or Gain	(19,238)	(3,871)	0	0
<b>Non-Operating Expenses and Revenues</b>	<b>(9,379)</b>	<b>(3,871)</b>	<b>0</b>	<b>0</b>

<b>Income Before Capital Contributions and Transfers</b>	<b>2,461,468</b>	<b>2,373,767</b>	<b>0</b>	<b>0</b>
--	------------------	------------------	----------	----------

#### Capital Contributions and Transfers

Other Financing Sources	1,293,424	2,593,012	0	0
-------------------------	-----------	-----------	---	---

<b>Change in Net Position</b>	<b>3,754,892</b>	<b>4,966,779</b>	<b>0</b>	<b>0</b>
-------------------------------	------------------	------------------	----------	----------

<b>Net Position - Beginning Balance</b>	<b>3,019,424</b>	<b>6,774,316</b>	<b>11,741,095</b>	<b>11,741,095</b>
---	------------------	------------------	-------------------	-------------------

<b>Net Position- Ending Balance</b>	<b>6,774,316</b>	<b>11,741,095</b>	<b>11,741,095</b>	<b>11,741,095</b>
-------------------------------------	------------------	-------------------	-------------------	-------------------

## County of Marin

**Operation of Enterprise Fund  
Fiscal Year 2022-23**

**Fund Title: 6710 Marin.org  
Service Activity: General Government - Other**

Operating Detail	2020-21 Actual	2021-22 Estimated	2022-23 Recommended	2022-23 Adopted by the Board of Supervisors
1	2	3	4	5
<b>Operating Revenues</b>				
Charges for Current Services	1,167,282	1,139,749	1,300,000	1,300,000
Miscellaneous Revenues	0	0	0	0
<b>Total Operating Revenues</b>	<b>1,167,282</b>	<b>1,139,749</b>	<b>1,300,000</b>	<b>1,300,000</b>
<b>Operating Expenditures/Appropriations</b>				
Salary and Employee Benefits	0	0	0	0
Services and Supplies	808,918	739,523	1,057,395	1,057,395
Interfund Expense	488,605	243,605	230,000	230,000
Depreciation Expense	17,002	0	12,855	12,855
<b>Total Operating Expenditures/Appropriations</b>	<b>1,314,525</b>	<b>983,128</b>	<b>1,300,250</b>	<b>1,300,250</b>
<b>Operating Income (Loss)</b>	<b>(147,243)</b>	<b>156,621</b>	<b>(250)</b>	<b>(250)</b>
<b>Non-Operating Expenses and Revenues</b>				
Interest/Investment Income and/or Gain	1,230	233	250	250
<b>Non-Operating Expenses and Revenues</b>	<b>1,230</b>	<b>233</b>	<b>250</b>	<b>250</b>
<b>Income Before Capital Contributions and Transfers</b>	<b>(146,013)</b>	<b>156,854</b>	<b>0</b>	<b>0</b>
<b>Capital Contributions and Transfers</b>				
Net Transfers In/(Out)	0	0	0	0
<b>Change in Net Position</b>	<b>(146,013)</b>	<b>156,854</b>	<b>0</b>	<b>0</b>
<b>Net Position - Beginning Balance</b>	<b>693,897</b>	<b>547,884</b>	<b>704,738</b>	<b>704,738</b>
<b>Net Position - Ending Balance</b>	<b>547,884</b>	<b>704,738</b>	<b>704,738</b>	<b>704,738</b>

## County of Marin

**Operation of Enterprise Fund  
Fiscal Year 2022-23**

**Fund Title: 6720 Special Aviation  
Service Activity: Transportation Terminals**

Operating Detail	2020-21 Actual	2021-22 Estimated	2022-23 Recommended	2022-23 Adopted by the Board of Supervisors
1	2	3	4	5
<b>Operating Revenues</b>				
Use of Money and Property	896,401	901,567	890,000	890,000
Intergovernmental Revenues	271,726	38,797	0	0
Miscellaneous Revenues	18,502	1,481	0	0
<b>Total Operating Revenues</b>	<b>1,186,629</b>	<b>941,845</b>	<b>890,000</b>	<b>890,000</b>
<b>Operating Expenditures/Appropriations</b>				
Other Financing Sources	0	517	0	0
Salary and Employee Benefits	213,531	215,343	221,139	221,139
Services and Supplies	217,668	211,099	330,600	330,600
Capital Assets	0	9,834	0	0
Interfund Expense	276,893	220,096	333,761	333,761
Depreciation Expense	103,826	0	0	0
<b>Total Operating Expenditures/Appropriations</b>	<b>811,918</b>	<b>656,889</b>	<b>885,500</b>	<b>885,500</b>
<b>Operating Income (Loss)</b>	<b>374,711</b>	<b>284,956</b>	<b>4,500</b>	<b>4,500</b>
<b>Non-Operating Expenses and Revenues</b>				
Interest/Investment Income and/or Gain	1,302	536	500	500
Interest/Investment (Expense) and/or (Loss)	(3,032)	(2,236)	(5,000)	(5,000)
<b>Non-Operating Expenses and Revenues</b>	<b>(1,730)</b>	<b>(1,700)</b>	<b>(4,500)</b>	<b>(4,500)</b>
<b>Income Before Capital Contributions and Transfers</b>	<b>372,981</b>	<b>283,256</b>	<b>0</b>	<b>0</b>
<b>Capital Contributions and Transfers</b>				
Net Transfers In/(Out)	5,034	0	0	0
<b>Change in Net Position</b>	<b>378,015</b>	<b>283,256</b>	<b>0</b>	<b>0</b>
<b>Net Position - Beginning Balance</b>	<b>8,704,967</b>	<b>9,082,982</b>	<b>9,366,238</b>	<b>9,366,238</b>
<b>Net Position - Ending Balance</b>	<b>9,082,982</b>	<b>9,366,238</b>	<b>9,366,238</b>	<b>9,366,238</b>

## County of Marin

**Operation of Enterprise Fund  
Fiscal Year 2022-23**

**Fund Title: 6760 Marin Commons Property Mngt  
Service Activity: General Government - Property**

Operating Detail	2020-21 Actual	2021-22 Estimated	2022-23 Recommended	2022-23 Adopted by the Board of Supervisors
1	2	3	4	5
<b>Operating Revenues</b>				
Use of Money and Property	5,002,307	4,498,120	5,495,532	5,495,532
Miscellaneous Revenues	26,232	14,959	0	0
<b>Total Operating Revenues</b>	<b>5,028,539</b>	<b>4,513,079</b>	<b>5,495,532</b>	<b>5,495,532</b>
<b>Operating Expenditures/Appropriations</b>				
Salary and Employee Benefits	18,946	80,276	0	0
Services and Supplies	3,662,707	3,609,189	4,488,444	4,488,444
Capital Assets	0	0	709,832	709,832
Contingencies	0	0	250,000	250,000
Depreciation Expense	390,166	0	0	0
<b>Total Operating Expenditures/Appropriations</b>	<b>4,071,819</b>	<b>3,689,465</b>	<b>5,448,276</b>	<b>5,448,276</b>
<b>Operating Income (Loss)</b>	<b>956,720</b>	<b>823,614</b>	<b>47,256</b>	<b>47,256</b>
<b>Non-Operating Expenses and Revenues</b>				
Interest/Investment Income and/or Gain	(7,129)	876	0	0
Interest/Investment (Expense) and/or (Loss)	(79,508)	12,174	0	0
<b>Non-Operating Expenses and Revenues</b>	<b>(86,637)</b>	<b>13,050</b>	<b>0</b>	<b>0</b>
<b>Income Before Capital Contributions and Transfers</b>	<b>870,083</b>	<b>836,664</b>	<b>47,256</b>	<b>47,256</b>
<b>Capital Contributions and Transfers</b>				
Net Transfers In/(Out)	961,209	(45,134)	(47,256)	(47,256)
<b>Change in Net Position</b>	<b>1,831,292</b>	<b>791,530</b>	<b>0</b>	<b>0</b>
<b>Net Position - Beginning Balance</b>	<b>4,282,182</b>	<b>6,113,474</b>	<b>6,905,004</b>	<b>6,905,004</b>
<b>Net Position - Ending Balance</b>	<b>6,113,474</b>	<b>6,905,004</b>	<b>6,905,004</b>	<b>6,905,004</b>

# *Special District Budget Forms*

---



## County of Marin

### Special Districts and Other Agencies Summary - Non Enterprise Fiscal Year 2022-23

District/Agency Name 1	Total Financing Sources				Total Financing Uses		
	Fund Balance Available June 30, 2022 2	Decreases to Obligated Fund Balances 3	Additional Financing Sources 4	Total Financing Sources 5	Financing Uses 6	Increases to Obligated Fund Balances 7	Total Financing Uses 8

#### Sewer Maintenance

3010 Murray Park SMD	0	0	0	0	0	0	0
3020 San Quentin SMD	20,204	0	46,385	66,589	66,589	0	66,589
<b>Total Sewer Maintenance</b>	<b>20,204</b>	<b>0</b>	<b>46,385</b>	<b>66,589</b>	<b>66,589</b>	<b>0</b>	<b>66,589</b>

#### Community Service Area

3030 CSA #1 Loma Verde	40,328	0	58,115	98,443	98,443	0	98,443
3040 CSA #6 Santa Venetia	12,566	0	243,434	256,000	256,000	0	256,000
3050 CSA #9 Northbridge	11,185	0	22,098	33,283	33,283	0	33,283
3060 CSA#13MarinCoUpLucas	93,357	0	878,000	971,357	971,357	0	971,357
3070 CSA #14 Hmstd Valley	71,305	0	448,173	519,478	519,478	0	519,478
3080 CSA #16 Greenbrae	101,219	0	351,615	452,834	452,834	0	452,834
3090 CSA #17 Kentfield	1,104,575	0	933,227	2,037,802	2,037,802	0	2,037,802
3100 CSA #17 Police Svcs	887	0	238,699	239,586	239,586	0	239,586
3110 CSA #18GalnsVilgArea	58,540	0	197,916	256,456	256,456	0	256,456
3120 CSA #19FireProtecSvc	0	0	3,194,711	3,194,711	3,194,711	0	3,194,711

## County of Marin

### Special Districts and Other Agencies Summary - Non Enterprise Fiscal Year 2022-23

District/Agency Name 1	Total Financing Sources				Total Financing Uses		
	Fund Balance Available June 30, 2022 2	Decreases to Obligated Fund Balances 3	Additional Financing Sources 4	Total Financing Sources 5	Financing Uses 6	Increases to Obligated Fund Balances 7	Total Financing Uses 8
3130 CSA #20 IndianValley	7,449	0	17,608	25,057	25,057	0	25,057
3140 CSA #27 RssVal'yPara	0	0	70,000	70,000	70,000	0	70,000
3150 CSA #28 WMarinParmed	484	0	371,427	371,911	371,911	0	371,911
3160 CSA #29 Paradise Cay	655,430	0	220,000	875,430	875,430	0	875,430
3170 CSA #31 Co Fire	10,142	0	520,000	530,142	530,142	0	530,142
3180 CSA #33 Stnsn Bch	1,435	0	32,250	33,685	33,685	0	33,685
3410 CSA 17 License Plate Readers	0	0	6,237	6,237	6,237	0	6,237
3470 CSA 14 CAPITAL IMPROVEMENT	0	0	0	0	0	0	0
<b>Total Community Service Area</b>	<b>2,168,902</b>	<b>0</b>	<b>7,803,510</b>	<b>9,972,412</b>	<b>9,972,412</b>	<b>0</b>	<b>9,972,412</b>
<b>Lighting District</b>							
3190 Marin Co Lighting	49,926	0	971,630	1,021,556	1,021,556	0	1,021,556
3200 RushCrkLight&Landscp	26,316	0	85,790	112,106	112,106	0	112,106
<b>Total Lighting District</b>	<b>76,242</b>	<b>0</b>	<b>1,057,420</b>	<b>1,133,662</b>	<b>1,133,662</b>	<b>0</b>	<b>1,133,662</b>
<b>Flood Control Zone</b>							
2190 Marin County Stormwater Pollution	175,125	0	903,000	1,078,125	1,078,125	0	1,078,125
3210 FCZ #1 Novato	(883,085)	0	2,825,500	1,942,415	1,942,415	0	1,942,415

## County of Marin

### Special Districts and Other Agencies Summary - Non Enterprise Fiscal Year 2022-23

District/Agency Name 1	Total Financing Sources				Total Financing Uses		
	Fund Balance Available June 30, 2022 2	Decreases to Obligated Fund Balances 3	Additional Financing Sources 4	Total Financing Sources 5	Financing Uses 6	Increases to Obligated Fund Balances 7	Total Financing Uses 8
3220 FCZ #3 RichardsonBay	(673,968)	0	2,306,694	1,632,726	1,632,726	0	1,632,726
3230 FCZ #4 Bel Aire	(381,820)	0	848,770	466,950	466,950	0	466,950
3240 FCZ #4AstrwbryCircle	(1,804)	0	6,304	4,500	4,500	0	4,500
3250 FCZ #5 Stnsn Bch	7,741	0	108,798	116,539	116,539	0	116,539
3260 FCZ #6 SnRfIMeadows	(4,059)	0	46,581	42,522	42,522	0	42,522
3270 FCZ #7 Santa Venetia	360,245	0	563,320	923,565	923,565	0	923,565
3280 FCZ #9ARssVlyCrteMad	0	0	0	0	0	0	0
3290 FCZ #9 Ross Valley	(1,102,011)	0	2,991,982	1,889,971	1,889,971	0	1,889,971
3300 FCZ #10 Inverness	6,402	0	10	6,412	6,412	0	6,412
<b>Total Flood Control Zone</b>	<b>(2,497,234)</b>	<b>0</b>	<b>10,600,959</b>	<b>8,103,725</b>	<b>8,103,725</b>	<b>0</b>	<b>8,103,725</b>

#### Permanent Road Division

3310 Bolinas HighlandsPRD	4,128	0	10,872	15,000	15,000	0	15,000
3320 Monte Cristo PRD	59,486	0	5,514	65,000	65,000	0	65,000
3330 Inverness Div #2 PRD	15,272	0	3,728	19,000	19,000	0	19,000
3340 Mt ViewAveLagntasPRD	7,458	0	2,542	10,000	10,000	0	10,000
3350 Paradise Estates PRD	47,960	0	51,040	99,000	99,000	0	99,000
3360 Madrone ParkCrclePRD	0	0	0	0	0	0	0

## County of Marin

### Special Districts and Other Agencies Summary - Non Enterprise Fiscal Year 2022-23

District/Agency Name 1	Total Financing Sources			Total Financing Uses			
	Fund Balance Available June 30, 2022 2	Decreases to Obligated Fund Balances 3	Additional Financing Sources 4	Total Financing Sources 5	Financing Uses 6	Increases to Obligated Fund Balances 7	Total Financing Uses 8
3460 INVERNES #2A PRD	(1)	0	56,668	56,667	56,667	0	56,667
3490 RIDGEWOOD PRD	11,740	0	35,600	47,340	47,340	0	47,340
<b>Total Permanent Road Division</b>	<b>146,043</b>	<b>0</b>	<b>165,964</b>	<b>312,007</b>	<b>312,007</b>	<b>0</b>	<b>312,007</b>
<b>Open Space</b>							
2540 Marin County Open Space	0	0	9,403,091	9,403,091	9,403,091	0	9,403,091
<b>Total Open Space</b>	<b>0</b>	<b>0</b>	<b>9,403,091</b>	<b>9,403,091</b>	<b>9,403,091</b>	<b>0</b>	<b>9,403,091</b>
<b>Other</b>							
1620 ConsolReassmtBndsDSF	0	0	0	0	0	0	0
1640 CFD 97-1AssmtBndsDSF	(3,000)	0	303,000	300,000	300,000	0	300,000
1650 CFD93-1AssmtBondsDSF	6,500	0	303,000	309,500	309,500	0	309,500
1670 2013 Refunding Revenue Bond	(1,000)	0	586,000	585,000	585,000	0	585,000
2710 PublicAuth Admin (IHSS)	0	0	3,361,062	3,361,062	3,361,062	0	3,361,062
3380 Law Library Investmt	0	0	0	0	0	0	0
3400 Law Library BP6322.1	0	0	230,768	230,768	230,768	0	230,768
<b>Total Other</b>	<b>2,500</b>	<b>0</b>	<b>4,783,830</b>	<b>4,786,330</b>	<b>4,786,330</b>	<b>0</b>	<b>4,786,330</b>

## County of Marin

### Special Districts and Other Agencies Summary - Non Enterprise Fiscal Year 2022-23

District/Agency Name	Total Financing Sources			Total Financing Uses			
	Fund Balance Available June 30, 2022	Decreases to Obligated Fund Balances	Additional Financing Sources	Total Financing Sources	Financing Uses	Increases to Obligated Fund Balances	Total Financing Uses
1	2	3	4	5	6	7	8
<b>Total Special Districts and Other Agencies</b>	(83,343)	0	33,861,159	33,777,816	33,777,816	0	33,777,816

## County of Marin

**Fund Balance - Special District and Other Agencies - Non Enterprise**  
**Fiscal Year 2022-23**

Actual \_\_\_  
Estimated X \_\_\_

District/Agency Name	Total Fund Balance June 30, 2022	Less: Obligated Fund Balances			Fund Balance Available June 30, 2022
		Encumbrances	Nonspendable, Restricted, and Committed	Assigned	
1	2	3	4	5	6

**Sewer Maintenance**

3010 Murray Park SMD	0	0	0	0	0
3020 San Quentin SMD	56,691	36,487	0	0	20,204
<b>Total Sewer Maintenance</b>	<b>56,691</b>	<b>36,487</b>	<b>0</b>	<b>0</b>	<b>20,204</b>

**Community Service Area**

3030 CSA #1 Loma Verde	40,627	299	0	0	40,328
3040 CSA #6 Santa Venetia	165,627	153,061	0	0	12,566
3050 CSA #9 Northbridge	11,362	177	0	0	11,185
3060 CSA#13MarinCoUpLucas	123,267	29,910	0	0	93,357
3070 CSA #14 Hmstd Valley	106,695	35,390	0	0	71,305
3080 CSA #16 Greenbrae	144,949	43,730	0	0	101,219
3090 CSA #17 Kentfield	1,163,110	58,535	0	0	1,104,575
3100 CSA #17 Police Svcs	887	0	0	0	887
3110 CSA #18GalnsVilgArea	65,859	7,319	0	0	58,540
3120 CSA #19FireProtecSvc	0	0	0	0	0
3130 CSA #20 IndianValley	7,449	0	0	0	7,449
3140 CSA #27 RssVal'yPara	0	0	0	0	0
3150 CSA #28 WMarinParmed	484	0	0	0	484

## County of Marin

### Fund Balance - Special District and Other Agencies - Non Enterprise Fiscal Year 2022-23

Actual \_\_\_  
Estimated X

District/Agency Name	Total Fund Balance June 30, 2022	Less: Obligated Fund Balances			Fund Balance Available June 30, 2022
		Encumbrances	Nonspendable, Restricted, and Committed	Assigned	
1	2	3	4	5	6
3160 CSA #29 Paradise Cay	655,430	0	0	0	655,430
3170 CSA #31 Co Fire	10,142	0	0	0	10,142
3180 CSA #33 Stnsn Bch	6,171	4,736	0	0	1,435
3410 CSA 17 License Plate Readers	5,243	5,243	0	0	0
3470 CSA 14 CAPITAL IMPROVEMENT	201,628	201,628	0	0	0
<b>Total Community Service Area</b>	<b>2,708,930</b>	<b>540,028</b>	<b>0</b>	<b>0</b>	<b>2,168,902</b>
<b>Lighting District</b>					
3190 Marin Co Lighting	383,008	333,082	0	0	49,926
3200 RushCrkLight&Landscp	30,326	4,010	0	0	26,316
<b>Total Lighting District</b>	<b>413,334</b>	<b>337,092</b>	<b>0</b>	<b>0</b>	<b>76,242</b>
<b>Flood Control Zone</b>					
2190 Marin County Stormwater Pollution	512,677	162,427	0	175,125	175,125
3210 FCZ #1 Novato	408,855	1,291,940	0	0	(883,085)
3220 FCZ #3 RichardsonBay	467,910	1,141,878	0	0	(673,968)
3230 FCZ #4 Bel Aire	(333,725)	48,095	0	0	(381,820)
3240 FCZ #4AstrwbryCircle	(1,804)	0	0	0	(1,804)
3250 FCZ #5 Stnsn Bch	23,782	16,041	0	0	7,741
3260 FCZ #6 SnRfIMeadows	(1,659)	2,400	0	0	(4,059)
3270 FCZ #7 Santa Venetia	611,551	251,306	0	0	360,245

# County of Marin

## Fund Balance - Special District and Other Agencies - Non Enterprise Fiscal Year 2022-23

Actual \_\_\_  
Estimated X

District/Agency Name 1	Total Fund Balance June 30, 2022 2	Less: Obligated Fund Balances			Fund Balance Available June 30, 2022 6
		Encumbrances 3	Nonspendable, Restricted, and Committed 4	Assigned 5	
3280 FCZ #9ARssVlyCrteMad	0	0	0	0	0
3290 FCZ #9 Ross Valley	5,471,059	6,573,070	0	0	(1,102,011)
3300 FCZ #10 Inverness	6,402	0	0	0	6,402
<b>Total Flood Control Zone</b>	<b>7,165,048</b>	<b>9,487,157</b>	<b>0</b>	<b>175,125</b>	<b>(2,497,234)</b>
<b>Permanent Road Division</b>					
3310 Bolinas HighlandsPRD	4,128	0	0	0	4,128
3320 Monte Cristo PRD	59,486	0	0	0	59,486
3330 Inverness Div #2 PRD	15,879	607	0	0	15,272
3340 Mt ViewAveLagntasPRD	7,458	0	0	0	7,458
3350 Paradise Estates PRD	68,430	20,470	0	0	47,960
3360 Madrone ParkCrclePRD	0	0	0	0	0
3460 INVERNES #2A PRD	(1)	0	0	0	(1)
3490 RIDGEWOOD PRD	11,740	0	0	0	11,740
<b>Total Permanent Road Division</b>	<b>167,120</b>	<b>21,077</b>	<b>0</b>	<b>0</b>	<b>146,043</b>
<b>Open Space</b>					
2540 Marin County Open Space	6,602,055	602,055	3,000,000	3,000,000	0
<b>Total Open Space</b>	<b>6,602,055</b>	<b>602,055</b>	<b>3,000,000</b>	<b>3,000,000</b>	<b>0</b>
<b>Other</b>					
1620 ConsolReassmtBndsDSF	0	0	0	0	0



## County of Marin

**Fund Balance - Special District and Other Agencies - Non Enterprise**  
**Fiscal Year 2022-23**

Actual \_\_\_  
Estimated X

District/Agency Name	Total Fund Balance June 30, 2022	Less: Obligated Fund Balances			Fund Balance Available June 30, 2022
		Encumbrances	Nonspendable, Restricted, and Committed	Assigned	
1	2	3	4	5	6
1640 CFD 97-1AssmtBndsDSF	(3,000)	0	0	0	(3,000)
1650 CFD93-1AssmtBondsDSF	13,000	0	0	6,500	6,500
1670 2013 Refunding Revenue Bond	(1,000)	0	0	0	(1,000)
2710 PublicAuth Admin (IHSS)	0	0	0	0	0
3380 Law Library Investmt	0	0	0	0	0
3400 Law Library BP6322.1	0	0	0	0	0
<b>Total Other</b>	<b>9,000</b>	<b>0</b>	<b>0</b>	<b>6,500</b>	<b>2,500</b>
<b>Total Special Districts and Other Agencies</b>	<b>17,122,178</b>	<b>11,023,896</b>	<b>3,000,000</b>	<b>3,181,625</b>	<b>(83,343)</b>

## County of Marin

### Special Districts and Other Agencies - Non Enterprise Obligated Fund Balances Fiscal Year 2022-23

District/Agency Name	Obligated Fund Balances June 30, 2022	Decreases or Cancellations		Increases or New Obligated Fund Balances		Total Obligated Fund Balances for the Budget Year
		Recommended	Adopted by the Board of Supervisors	Recommended	Adopted by the Board of Supervisors	
1	2	3	4	5	6	7

**Flood Control Zone**

2190	Marin County Stormwater Pollutio						
<b>Assigned</b>							
	330311 REQUIRED USE OF FUND BALANC	175,125	0	0	0	0	175,125
	<b>Total Assigned</b>	<b>175,125</b>	<b>0</b>	<b>0</b>	<b>0</b>	<b>0</b>	<b>175,125</b>
<b>Total 2190</b>	<b>Marin County Stormwater Polluti</b>	<b>175,125</b>	<b>0</b>	<b>0</b>	<b>0</b>	<b>0</b>	<b>175,125</b>
<b>Total</b>	<b>Flood Control Zone</b>	<b>175,125</b>	<b>0</b>	<b>0</b>	<b>0</b>	<b>0</b>	<b>175,125</b>

# County of Marin

## Special Districts and Other Agencies - Non Enterprise Obligated Fund Balances Fiscal Year 2022-23

District/Agency Name	Obligated Fund Balances June 30, 2022	Decreases or Cancellations		Increases or New Obligated Fund Balances		
		Recommended	Adopted by the Board of Supervisors	Recommended	Adopted by the Board of Supervisors	Total Obligated Fund Balances for the Budget Year
1	2	3	4	5	6	7

**Open Space**

2540	Marin County Open Space						
	<b>Committed</b>						
	399997 OPEN SPACE CMTD FD BAL-VEHI	0	0	0	0	0	0
	320555 COM FD BAL-ECNOMIC UNCERT	1,000,000	0	0	0	0	1,000,000
	320525 COM FUND BAL-ONETME CAP PR	1,000,000	0	0	0	0	1,000,000
	320515 COMMITTED FUND BAL-SP LITIG	1,000,000	0	0	0	0	1,000,000
	<b>Total Committed</b>	<b>3,000,000</b>	0	0	0	0	<b>3,000,000</b>
	<b>Assigned</b>						
	330325 ASSIGNED FD BAL-VEHICLE REPL	1,000,000	0	0	0	0	1,000,000
	330312 DESIGNATED FB - FACILITY IMPR	2,000,000	0	0	0	0	2,000,000
	330311 REQUIRED USE OF FUND BALANC	0	0	0	0	0	0
	<b>Total Assigned</b>	<b>3,000,000</b>	0	0	0	0	<b>3,000,000</b>
<b>Total 2540</b>	<b>Marin County Open Space</b>	<b>6,000,000</b>	0	0	0	0	<b>6,000,000</b>
<b>Total</b>	<b>Open Space</b>	<b>6,000,000</b>	0	0	0	0	<b>6,000,000</b>

## County of Marin

### Special Districts and Other Agencies - Non Enterprise Obligated Fund Balances Fiscal Year 2022-23

District/Agency Name	Obligated Fund Balances June 30, 2022	Decreases or Cancellations		Increases or New Obligated Fund Balances		Total Obligated Fund Balances for the Budget Year
		Recommended	Adopted by the Board of Supervisors	Recommended	Adopted by the Board of Supervisors	
1	2	3	4	5	6	7

**Other**

1650	CFD93-1AssmtBondsDSF					
	<b>Assigned</b>					
	330311 REQUIRED USE OF FUND BALANC	6,500	0	0	0	6,500
	<b>Total Assigned</b>	<b>6,500</b>	<b>0</b>	<b>0</b>	<b>0</b>	<b>6,500</b>
<b>Total 1650</b>	<b>CFD93-1AssmtBondsDSF</b>	<b>6,500</b>	<b>0</b>	<b>0</b>	<b>0</b>	<b>6,500</b>
<b>Total</b>	<b>Other</b>	<b>6,500</b>	<b>0</b>	<b>0</b>	<b>0</b>	<b>6,500</b>

<b>Total Special Districts and Other Agencies</b>		<b>6,181,625</b>	<b>0</b>	<b>0</b>	<b>0</b>	<b>6,181,625</b>
---	--	------------------	----------	----------	----------	------------------

## County of Marin

**Special Districts and Other Agencies - Non Enterprise  
Financing Sources and Uses by Budget Unit by Object  
Fiscal Year 2022-23**

Detail by Revenue Category and Expenditure Object 1	2020-21 Actual 2	2021-22 Estimated 3	2022-23 Recommended 4	2022-23 Adopted by the Board of Supervisors 5
--	------------------------	---------------------------	-----------------------------	--

**1620 ConsolReassmtBndsDSF**

<b>Revenues</b>				
Taxes	0	0	0	0
Use of Money and Property	23	(186)	0	0
Miscellaneous Revenues	0	0	0	0
<b>Total for: Revenues</b>	<b>23</b>	<b>(186)</b>	<b>0</b>	<b>0</b>
<b>Expenditures/Appropriations</b>				
Services and Supplies	0	0	0	0
Transfers Out	36,222	0	0	0
<b>Total for: Expenditures/Appropriations</b>	<b>36,222</b>	<b>0</b>	<b>0</b>	<b>0</b>
<b>Net Cost:</b>	<b>36,199</b>	<b>186</b>	<b>0</b>	<b>0</b>

## County of Marin

**Special Districts and Other Agencies - Non Enterprise  
Financing Sources and Uses by Budget Unit by Object  
Fiscal Year 2022-23**

Detail by Revenue Category and Expenditure Object	2020-21 Actual	2021-22 Estimated	2022-23 Recommended	2022-23 Adopted by the Board of Supervisors
1	2	3	4	5

**1640    CFD 97-1AssmtBndsDSF**

<b>Revenues</b>				
Taxes	303,559	304,032	303,000	303,000
Use of Money and Property	728	285	0	0
<b>Total for:        Revenues</b>	<b>304,287</b>	<b>304,317</b>	<b>303,000</b>	<b>303,000</b>
<b>Expenditures/Appropriations</b>				
Services and Supplies	13,609	8,045	15,000	15,000
Transfers Out	284,000	274,988	285,000	285,000
<b>Total for:        Expenditures/Appropriations</b>	<b>297,609</b>	<b>283,033</b>	<b>300,000</b>	<b>300,000</b>
<b>Net Cost:</b>	<b>(6,678)</b>	<b>(21,284)</b>	<b>(3,000)</b>	<b>(3,000)</b>

## County of Marin

**Special Districts and Other Agencies - Non Enterprise  
Financing Sources and Uses by Budget Unit by Object  
Fiscal Year 2022-23**

Detail by Revenue Category and Expenditure Object	2020-21 Actual	2021-22 Estimated	2022-23 Recommended	2022-23 Adopted by the Board of Supervisors
1	2	3	4	5

**1650    CFD93-1AssmtBondsDSF**

<b>Revenues</b>				
Taxes	303,559	304,032	303,000	303,000
Use of Money and Property	641	244	0	0
<b>Total for:        Revenues</b>	<b>304,200</b>	<b>304,276</b>	<b>303,000</b>	<b>303,000</b>
<b>Expenditures/Appropriations</b>				
Services and Supplies	3,831	5,421	8,500	8,500
Transfers Out	298,000	292,350	301,000	301,000
<b>Total for:        Expenditures/Appropriations</b>	<b>301,831</b>	<b>297,771</b>	<b>309,500</b>	<b>309,500</b>
<b>Net Cost:</b>	<b>(2,369)</b>	<b>(6,505)</b>	<b>6,500</b>	<b>6,500</b>

## County of Marin

**Special Districts and Other Agencies - Non Enterprise  
Financing Sources and Uses by Budget Unit by Object  
Fiscal Year 2022-23**

Detail by Revenue Category and Expenditure Object	2020-21 Actual	2021-22 Estimated	2022-23 Recommended	2022-23 Adopted by the Board of Supervisors
1	2	3	4	5

**1670 2013 Refunding Revenue Bond**

<b>Revenues</b>				
Use of Money and Property	(1,829)	(47)	0	0
Other Financing Sources	618,222	567,338	586,000	586,000
<b>Total for: Revenues</b>	<b>616,393</b>	<b>567,291</b>	<b>586,000</b>	<b>586,000</b>
<b>Expenditures/Appropriations</b>				
Services and Supplies	5,350	5,600	10,000	10,000
Other Financing Uses	624,720	566,620	575,000	575,000
<b>Total for: Expenditures/Appropriations</b>	<b>630,070</b>	<b>572,220</b>	<b>585,000</b>	<b>585,000</b>
<b>Net Cost:</b>	<b>13,677</b>	<b>4,929</b>	<b>(1,000)</b>	<b>(1,000)</b>



## County of Marin

### Special Districts and Other Agencies - Non Enterprise Financing Sources and Uses by Budget Unit by Object Fiscal Year 2022-23

Detail by Revenue Category and Expenditure Object	2020-21 Actual	2021-22 Estimated	2022-23 Recommended	2022-23 Adopted by the Board of Supervisors
1	2	3	4	5

#### 2190 Marin County Stormwater Pollution

Revenues				
Use of Money and Property	1,898	505	3,000	3,000
Intergovernmental Revenues	5,360	5,548	0	0
Charges for Current Services	588,974	589,415	666,465	666,465
Miscellaneous Revenues	0	0	0	0
Other Financing Sources	211,026	210,585	233,535	233,535
<b>Total for: Revenues</b>	<b>807,258</b>	<b>806,053</b>	<b>903,000</b>	<b>903,000</b>
Expenditures/Appropriations				
Services and Supplies	283,787	248,215	479,025	479,025
Interfund Expense	512,490	533,573	599,100	599,100
<b>Total for: Expenditures/Appropriations</b>	<b>796,277</b>	<b>781,788</b>	<b>1,078,125</b>	<b>1,078,125</b>
<b>Net Cost:</b>	<b>(10,981)</b>	<b>(24,265)</b>	<b>175,125</b>	<b>175,125</b>

## County of Marin

### Special Districts and Other Agencies - Non Enterprise Financing Sources and Uses by Budget Unit by Object Fiscal Year 2022-23

Detail by Revenue Category and Expenditure Object	2020-21 Actual	2021-22 Estimated	2022-23 Recommended	2022-23 Adopted by the Board of Supervisors
1	2	3	4	5

#### 2540 Marin County Open Space

Revenues				
Taxes	8,712,277	9,326,317	9,145,982	9,145,982
Licenses, Permits and Franchises	7,783	4,727	0	0
Use of Money and Property	29,644	28,089	119,300	119,300
Intergovernmental Revenues	33,526	33,293	35,809	35,809
Charges for Current Services	1,269	13,422	0	0
Miscellaneous Revenues	246,465	179,008	102,000	102,000
Other Financing Sources	445,262	0	0	0
<b>Total for: Revenues</b>	<b>9,476,226</b>	<b>9,584,856</b>	<b>9,403,091</b>	<b>9,403,091</b>
Expenditures/Appropriations				
Salary and Employee Benefits	5,444,496	5,382,148	5,468,674	5,468,674
Services and Supplies	1,725,104	1,320,961	1,700,529	1,700,529
Capital Assets	0	14,300	0	0
Intrafund Expense	0	0	0	0
Interfund Expense	1,727,316	1,770,650	2,233,888	2,233,888
Other Financing Uses	0	0	0	0
Transfers Out	10,000	10,000	0	0
<b>Total for: Expenditures/Appropriations</b>	<b>8,906,916</b>	<b>8,498,059</b>	<b>9,403,091</b>	<b>9,403,091</b>
<b>Net Cost:</b>	<b>(569,310)</b>	<b>(1,086,797)</b>	<b>0</b>	<b>0</b>

## County of Marin

### Special Districts and Other Agencies - Non Enterprise Financing Sources and Uses by Budget Unit by Object Fiscal Year 2022-23

Detail by Revenue Category and Expenditure Object	2020-21 Actual	2021-22 Estimated	2022-23 Recommended	2022-23 Adopted by the Board of Supervisors
1	2	3	4	5

#### 2710 PublicAuth Admin (IHSS)

<b>Revenues</b>				
Use of Money and Property	2,619	290	0	0
Intergovernmental Revenues	345,087	311,976	415,848	415,848
Miscellaneous Revenues	0	0	0	0
Other Financing Sources	2,823,306	1,959,544	2,945,214	2,945,214
<b>Total for: Revenues</b>	<b>3,171,012</b>	<b>2,271,810</b>	<b>3,361,062</b>	<b>3,361,062</b>
<b>Expenditures/Appropriations</b>				
Salary and Employee Benefits	583,098	671,920	858,620	858,620
Services and Supplies	148,549	205,815	201,310	201,310
Support of Clients	1,938,464	2,079,072	2,232,744	2,232,744
Interfund Expense	68,388	68,388	68,388	68,388
Claims Expense	0	0	0	0
<b>Total for: Expenditures/Appropriations</b>	<b>2,738,499</b>	<b>3,025,195</b>	<b>3,361,062</b>	<b>3,361,062</b>
<b>Net Cost:</b>	<b>(432,513)</b>	<b>753,385</b>	<b>0</b>	<b>0</b>

## County of Marin

**Special Districts and Other Agencies - Non Enterprise  
Financing Sources and Uses by Budget Unit by Object  
Fiscal Year 2022-23**

Detail by Revenue Category and Expenditure Object	2020-21 Actual	2021-22 Estimated	2022-23 Recommended	2022-23 Adopted by the Board of Supervisors
1	2	3	4	5

**3010 Murray Park SMD**

<b>Revenues</b>				
Taxes	0	0	0	0
Use of Money and Property	0	0	0	0
Intergovernmental Revenues	0	0	0	0
<b>Total for: Revenues</b>	<b>0</b>	<b>0</b>	<b>0</b>	<b>0</b>
<b>Expenditures/Appropriations</b>				
Services and Supplies	316,930	0	0	0
Interfund Expense	0	0	0	0
<b>Total for: Expenditures/Appropriations</b>	<b>316,930</b>	<b>0</b>	<b>0</b>	<b>0</b>
<b>Net Cost:</b>	<b>316,930</b>	<b>0</b>	<b>0</b>	<b>0</b>

## County of Marin

**Special Districts and Other Agencies - Non Enterprise  
Financing Sources and Uses by Budget Unit by Object  
Fiscal Year 2022-23**

Detail by Revenue Category and Expenditure Object	2020-21 Actual	2021-22 Estimated	2022-23 Recommended	2022-23 Adopted by the Board of Supervisors
1	2	3	4	5

**3020 San Quentin SMD**

<b>Revenues</b>				
Taxes	47,634	50,041	45,785	45,785
Use of Money and Property	395	165	500	500
Intergovernmental Revenues	91	91	100	100
Miscellaneous Revenues	0	0	0	0
<b>Total for: Revenues</b>	<b>48,120</b>	<b>50,297</b>	<b>46,385</b>	<b>46,385</b>
<b>Expenditures/Appropriations</b>				
Services and Supplies	19,147	29,000	46,200	46,200
Interfund Expense	629	1,113	20,389	20,389
<b>Total for: Expenditures/Appropriations</b>	<b>19,776</b>	<b>30,113</b>	<b>66,589</b>	<b>66,589</b>
<b>Net Cost:</b>	<b>(28,344)</b>	<b>(20,184)</b>	<b>20,204</b>	<b>20,204</b>

## County of Marin

**Special Districts and Other Agencies - Non Enterprise  
Financing Sources and Uses by Budget Unit by Object  
Fiscal Year 2022-23**

Detail by Revenue Category and Expenditure Object 1	2020-21 Actual 2	2021-22 Estimated 3	2022-23 Recommended 4	2022-23 Adopted by the Board of Supervisors 5
--	------------------------	---------------------------	-----------------------------	--

**3030 CSA #1 Loma Verde**

<b>Revenues</b>				
Taxes	50,326	53,988	52,067	52,067
Use of Money and Property	847	326	5,833	5,833
Intergovernmental Revenues	192	192	215	215
<b>Total for: Revenues</b>	<b>51,365</b>	<b>54,506</b>	<b>58,115</b>	<b>58,115</b>
<b>Expenditures/Appropriations</b>				
Services and Supplies	18,263	11,018	90,744	90,744
Interfund Expense	28,191	19,700	7,699	7,699
<b>Total for: Expenditures/Appropriations</b>	<b>46,454</b>	<b>30,718</b>	<b>98,443</b>	<b>98,443</b>
<b>Net Cost:</b>	<b>(4,911)</b>	<b>(23,788)</b>	<b>40,328</b>	<b>40,328</b>

## County of Marin

**Special Districts and Other Agencies - Non Enterprise  
Financing Sources and Uses by Budget Unit by Object  
Fiscal Year 2022-23**

Detail by Revenue Category and Expenditure Object	2020-21 Actual	2021-22 Estimated	2022-23 Recommended	2022-23 Adopted by the Board of Supervisors
1	2	3	4	5

**3040 CSA #6 Santa Venetia**

<b>Revenues</b>				
Taxes	240,468	258,611	217,434	217,434
Use of Money and Property	5,354	2,215	25,000	25,000
Intergovernmental Revenues	940	941	1,000	1,000
<b>Total for: Revenues</b>	<b>246,762</b>	<b>261,767</b>	<b>243,434</b>	<b>243,434</b>
<b>Expenditures/Appropriations</b>				
Services and Supplies	6,843	1,232	201,000	201,000
Interfund Expense	17,881	9,058	55,000	55,000
<b>Total for: Expenditures/Appropriations</b>	<b>24,724</b>	<b>10,290</b>	<b>256,000</b>	<b>256,000</b>
<b>Net Cost:</b>	<b>(222,038)</b>	<b>(251,477)</b>	<b>12,566</b>	<b>12,566</b>

## County of Marin

**Special Districts and Other Agencies - Non Enterprise  
Financing Sources and Uses by Budget Unit by Object  
Fiscal Year 2022-23**

Detail by Revenue Category and Expenditure Object	2020-21 Actual	2021-22 Estimated	2022-23 Recommended	2022-23 Adopted by the Board of Supervisors
1	2	3	4	5

**3050 CSA #9 Northbridge**

<b>Revenues</b>				
Taxes	20,338	21,938	21,571	21,571
Use of Money and Property	44	23	462	462
Intergovernmental Revenues	60	62	65	65
<b>Total for: Revenues</b>	<b>20,442</b>	<b>22,023</b>	<b>22,098</b>	<b>22,098</b>
<b>Expenditures/Appropriations</b>				
Services and Supplies	21,074	12,735	25,100	25,100
Interfund Expense	6,418	10,586	8,183	8,183
<b>Total for: Expenditures/Appropriations</b>	<b>27,492</b>	<b>23,321</b>	<b>33,283</b>	<b>33,283</b>
<b>Net Cost:</b>	<b>7,050</b>	<b>1,298</b>	<b>11,185</b>	<b>11,185</b>



## County of Marin

**Special Districts and Other Agencies - Non Enterprise  
Financing Sources and Uses by Budget Unit by Object  
Fiscal Year 2022-23**

Detail by Revenue Category and Expenditure Object	2020-21 Actual	2021-22 Estimated	2022-23 Recommended	2022-23 Adopted by the Board of Supervisors
1	2	3	4	5

**3060 CSA#13MarinCoUpLucas**

<b>Revenues</b>				
Taxes	816,351	866,313	873,000	873,000
Use of Money and Property	1,850	801	3,000	3,000
Intergovernmental Revenues	2,542	2,536	2,000	2,000
Miscellaneous Revenues	106	0	0	0
<b>Total for: Revenues</b>	<b>820,849</b>	<b>869,650</b>	<b>878,000</b>	<b>878,000</b>
<b>Expenditures/Appropriations</b>				
Services and Supplies	690,313	725,620	950,000	950,000
Interfund Expense	13,193	10,733	21,357	21,357
<b>Total for: Expenditures/Appropriations</b>	<b>703,506</b>	<b>736,353</b>	<b>971,357</b>	<b>971,357</b>
<b>Net Cost:</b>	<b>(117,343)</b>	<b>(133,297)</b>	<b>93,357</b>	<b>93,357</b>

## County of Marin

### Special Districts and Other Agencies - Non Enterprise Financing Sources and Uses by Budget Unit by Object Fiscal Year 2022-23

Detail by Revenue Category and Expenditure Object	2020-21 Actual	2021-22 Estimated	2022-23 Recommended	2022-23 Adopted by the Board of Supervisors
1	2	3	4	5

#### 3070 CSA #14 Hmstd Valley

<b>Revenues</b>				
Taxes	395,748	421,203	432,749	432,749
Use of Money and Property	2,824	2,553	5,002	5,002
Intergovernmental Revenues	829	831	422	422
Other Financing Sources	10,000	10,000	10,000	10,000
<b>Total for: Revenues</b>	<b>409,401</b>	<b>434,587</b>	<b>448,173</b>	<b>448,173</b>
<b>Expenditures/Appropriations</b>				
Services and Supplies	231,016	265,652	433,241	433,241
Capital Assets	0	0	0	0
Interfund Expense	8,753	9,430	11,465	11,465
Other Financing Uses	71,247	77,332	74,772	74,772
Transfers Out	100,000	1,775	0	0
<b>Total for: Expenditures/Appropriations</b>	<b>411,016</b>	<b>354,189</b>	<b>519,478</b>	<b>519,478</b>
<b>Net Cost:</b>	<b>1,615</b>	<b>(80,398)</b>	<b>71,305</b>	<b>71,305</b>

## County of Marin

**Special Districts and Other Agencies - Non Enterprise  
Financing Sources and Uses by Budget Unit by Object  
Fiscal Year 2022-23**

Detail by Revenue Category and Expenditure Object	2020-21 Actual	2021-22 Estimated	2022-23 Recommended	2022-23 Adopted by the Board of Supervisors
1	2	3	4	5

**3080 CSA #16 Greenbrae**

<b>Revenues</b>				
Taxes	300,509	311,141	348,121	348,121
Use of Money and Property	482	272	3,079	3,079
Intergovernmental Revenues	406	403	415	415
Miscellaneous Revenues	0	0	0	0
<b>Total for: Revenues</b>	<b>301,397</b>	<b>311,816</b>	<b>351,615</b>	<b>351,615</b>
<b>Expenditures/Appropriations</b>				
Services and Supplies	245,204	335,161	417,360	417,360
Capital Assets	0	0	0	0
Interfund Expense	24,412	39,656	35,474	35,474
<b>Total for: Expenditures/Appropriations</b>	<b>269,616</b>	<b>374,817</b>	<b>452,834</b>	<b>452,834</b>
<b>Net Cost:</b>	<b>(31,781)</b>	<b>63,001</b>	<b>101,219</b>	<b>101,219</b>

## County of Marin

### Special Districts and Other Agencies - Non Enterprise Financing Sources and Uses by Budget Unit by Object Fiscal Year 2022-23

Detail by Revenue Category and Expenditure Object	2020-21 Actual	2021-22 Estimated	2022-23 Recommended	2022-23 Adopted by the Board of Supervisors
1	2	3	4	5

#### 3090 CSA #17 Kentfield

Revenues				
Taxes	946,459	1,131,662	893,830	893,830
Licenses, Permits and Franchises	30	377	433	433
Use of Money and Property	5,821	3,196	38,329	38,329
Intergovernmental Revenues	606	603	635	635
Charges for Current Services	0	0	0	0
Miscellaneous Revenues	0	0	0	0
Other Financing Sources	0	1,250,000	0	0
<b>Total for: Revenues</b>	<b>952,916</b>	<b>2,385,838</b>	<b>933,227</b>	<b>933,227</b>
Expenditures/Appropriations				
Services and Supplies	173,684	221,320	1,692,185	1,692,185
Capital Assets	0	0	0	0
Interfund Expense	245,201	254,662	345,617	345,617
Transfers Out	40,000	0	0	0
<b>Total for: Expenditures/Appropriations</b>	<b>458,885</b>	<b>475,982</b>	<b>2,037,802</b>	<b>2,037,802</b>
<b>Net Cost:</b>	<b>(494,031)</b>	<b>(1,909,856)</b>	<b>1,104,575</b>	<b>1,104,575</b>

## County of Marin

**Special Districts and Other Agencies - Non Enterprise  
Financing Sources and Uses by Budget Unit by Object  
Fiscal Year 2022-23**

Detail by Revenue Category and Expenditure Object 1	2020-21 Actual 2	2021-22 Estimated 3	2022-23 Recommended 4	2022-23 Adopted by the Board of Supervisors 5
--	------------------------	---------------------------	-----------------------------	--

**3100 CSA #17 Police Svcs**

<b>Revenues</b>				
Taxes	211,345	220,968	238,699	238,699
Use of Money and Property	199	97	0	0
<b>Total for: Revenues</b>	<b>211,544</b>	<b>221,065</b>	<b>238,699</b>	<b>238,699</b>
<b>Expenditures/Appropriations</b>				
Interfund Expense	222,604	3,218	239,586	239,586
<b>Total for: Expenditures/Appropriations</b>	<b>222,604</b>	<b>3,218</b>	<b>239,586</b>	<b>239,586</b>
<b>Net Cost:</b>	<b>11,060</b>	<b>(217,847)</b>	<b>887</b>	<b>887</b>

## County of Marin

### Special Districts and Other Agencies - Non Enterprise Financing Sources and Uses by Budget Unit by Object Fiscal Year 2022-23

Detail by Revenue Category and Expenditure Object	2020-21 Actual	2021-22 Estimated	2022-23 Recommended	2022-23 Adopted by the Board of Supervisors
1	2	3	4	5

**3110 CSA #18GalnsVilgArea**

<b>Revenues</b>				
Taxes	184,818	199,359	192,596	192,596
Licenses, Permits and Franchises	0	0	0	0
Use of Money and Property	663	277	4,595	4,595
Intergovernmental Revenues	706	707	725	725
<b>Total for: Revenues</b>	<b>186,187</b>	<b>200,343</b>	<b>197,916</b>	<b>197,916</b>
<b>Expenditures/Appropriations</b>				
Services and Supplies	63,891	176,764	193,268	193,268
Capital Assets	0	0	0	0
Interfund Expense	70,833	63,644	63,188	63,188
<b>Total for: Expenditures/Appropriations</b>	<b>134,724</b>	<b>240,408</b>	<b>256,456</b>	<b>256,456</b>
<b>Net Cost:</b>	<b>(51,463)</b>	<b>40,065</b>	<b>58,540</b>	<b>58,540</b>

## County of Marin

**Special Districts and Other Agencies - Non Enterprise  
Financing Sources and Uses by Budget Unit by Object  
Fiscal Year 2022-23**

Detail by Revenue Category and Expenditure Object	2020-21 Actual	2021-22 Estimated	2022-23 Recommended	2022-23 Adopted by the Board of Supervisors
1	2	3	4	5

**3120 CSA #19FireProtecSvc**

<b>Revenues</b>				
Taxes	3,025,104	3,243,978	3,154,711	3,154,711
Use of Money and Property	8,768	3,610	30,000	30,000
Intergovernmental Revenues	11,651	11,616	10,000	10,000
<b>Total for: Revenues</b>	<b>3,045,523</b>	<b>3,259,204</b>	<b>3,194,711</b>	<b>3,194,711</b>
<b>Expenditures/Appropriations</b>				
Services and Supplies	2,260,603	2,371,372	2,600,000	2,600,000
Capital Assets	0	0	0	0
Interfund Expense	335,486	379,190	594,711	594,711
<b>Total for: Expenditures/Appropriations</b>	<b>2,596,089</b>	<b>2,750,562</b>	<b>3,194,711</b>	<b>3,194,711</b>
<b>Net Cost:</b>	<b>(449,434)</b>	<b>(508,642)</b>	<b>0</b>	<b>0</b>

## County of Marin

**Special Districts and Other Agencies - Non Enterprise  
Financing Sources and Uses by Budget Unit by Object  
Fiscal Year 2022-23**

Detail by Revenue Category and Expenditure Object	2020-21 Actual	2021-22 Estimated	2022-23 Recommended	2022-23 Adopted by the Board of Supervisors
1	2	3	4	5

**3130 CSA #20 IndianValley**

<b>Revenues</b>				
Taxes	14,116	15,048	15,442	15,442
Use of Money and Property	315	130	2,138	2,138
Intergovernmental Revenues	54	54	28	28
<b>Total for: Revenues</b>	<b>14,485</b>	<b>15,232</b>	<b>17,608</b>	<b>17,608</b>
<b>Expenditures/Appropriations</b>				
Services and Supplies	3,400	0	25,000	25,000
Capital Assets	0	0	0	0
Interfund Expense	0	412	57	57
<b>Total for: Expenditures/Appropriations</b>	<b>3,400</b>	<b>412</b>	<b>25,057</b>	<b>25,057</b>
<b>Net Cost:</b>	<b>(11,085)</b>	<b>(14,820)</b>	<b>7,449</b>	<b>7,449</b>



## County of Marin

**Special Districts and Other Agencies - Non Enterprise  
Financing Sources and Uses by Budget Unit by Object  
Fiscal Year 2022-23**

Detail by Revenue Category and Expenditure Object	2020-21 Actual	2021-22 Estimated	2022-23 Recommended	2022-23 Adopted by the Board of Supervisors
1	2	3	4	5

**3140 CSA #27 RssVal'yPara**

<b>Revenues</b>				
Taxes	61,503	64,554	70,000	70,000
Use of Money and Property	(2)	0	0	0
<b>Total for:</b>	<b>Revenues</b>	<b>61,501</b>	<b>64,554</b>	<b>70,000</b>
<b>Expenditures/Appropriations</b>				
Interfund Expense	0	0	0	0
Other Financing Uses	61,797	61,958	70,000	70,000
<b>Total for:</b>	<b>Expenditures/Appropriations</b>	<b>61,797</b>	<b>61,958</b>	<b>70,000</b>
<b>Net Cost:</b>	<b>296</b>	<b>(2,596)</b>	<b>0</b>	<b>0</b>

## County of Marin

**Special Districts and Other Agencies - Non Enterprise  
Financing Sources and Uses by Budget Unit by Object  
Fiscal Year 2022-23**

Detail by Revenue Category and Expenditure Object	2020-21 Actual	2021-22 Estimated	2022-23 Recommended	2022-23 Adopted by the Board of Supervisors
1	2	3	4	5

**3150 CSA #28 WMarinParmed**

<b>Revenues</b>				
Taxes	375,734	375,544	371,427	371,427
Use of Money and Property	84	122	0	0
<b>Total for: Revenues</b>	<b>375,818</b>	<b>375,666</b>	<b>371,427</b>	<b>371,427</b>
<b>Expenditures/Appropriations</b>				
Interfund Expense	371,427	364,685	371,911	371,911
Transfers Out	0	0	0	0
<b>Total for: Expenditures/Appropriations</b>	<b>371,427</b>	<b>364,685</b>	<b>371,911</b>	<b>371,911</b>
<b>Net Cost:</b>	<b>(4,391)</b>	<b>(10,981)</b>	<b>484</b>	<b>484</b>

## County of Marin

### Special Districts and Other Agencies - Non Enterprise Financing Sources and Uses by Budget Unit by Object Fiscal Year 2022-23

Detail by Revenue Category and Expenditure Object	2020-21 Actual	2021-22 Estimated	2022-23 Recommended	2022-23 Adopted by the Board of Supervisors
1	2	3	4	5

**3160 CSA #29 Paradise Cay**

<b>Revenues</b>				
Taxes	222,655	229,341	215,000	215,000
Use of Money and Property	1,429	559	5,000	5,000
<b>Total for: Revenues</b>	<b>224,084</b>	<b>229,900</b>	<b>220,000</b>	<b>220,000</b>
<b>Expenditures/Appropriations</b>				
Services and Supplies	474,476	25,431	111,000	111,000
Capital Assets	0	0	0	0
Interfund Expense	15,613	9,633	64,430	64,430
Contingencies	0	0	700,000	700,000
<b>Total for: Expenditures/Appropriations</b>	<b>490,089</b>	<b>35,064</b>	<b>875,430</b>	<b>875,430</b>
<b>Net Cost:</b>	<b>266,005</b>	<b>(194,836)</b>	<b>655,430</b>	<b>655,430</b>

## County of Marin

**Special Districts and Other Agencies - Non Enterprise  
Financing Sources and Uses by Budget Unit by Object  
Fiscal Year 2022-23**

Detail by Revenue Category and Expenditure Object	2020-21 Actual	2021-22 Estimated	2022-23 Recommended	2022-23 Adopted by the Board of Supervisors
1	2	3	4	5

**3170 CSA #31 Co Fire**

<b>Revenues</b>				
Taxes	522,264	507,067	520,000	520,000
Use of Money and Property	94	163	0	0
<b>Total for: Revenues</b>	<b>522,358</b>	<b>507,230</b>	<b>520,000</b>	<b>520,000</b>
<b>Expenditures/Appropriations</b>				
Interfund Expense	513,878	514,747	530,142	530,142
Transfers Out	0	0	0	0
<b>Total for: Expenditures/Appropriations</b>	<b>513,878</b>	<b>514,747</b>	<b>530,142</b>	<b>530,142</b>
<b>Net Cost:</b>	<b>(8,480)</b>	<b>7,517</b>	<b>10,142</b>	<b>10,142</b>

## County of Marin

**Special Districts and Other Agencies - Non Enterprise  
Financing Sources and Uses by Budget Unit by Object  
Fiscal Year 2022-23**

Detail by Revenue Category and Expenditure Object 1	2020-21 Actual 2	2021-22 Estimated 3	2022-23 Recommended 4	2022-23 Adopted by the Board of Supervisors 5
--	------------------------	---------------------------	-----------------------------	--

**3180 CSA #33 Stnsn Bch**

<b>Revenues</b>				
Taxes	12,960	12,931	16,159	16,159
Use of Money and Property	86	38	1,091	1,091
Miscellaneous Revenues	0	0	0	0
Other Financing Sources	15,000	15,000	15,000	15,000
<b>Total for: Revenues</b>	<b>28,046</b>	<b>27,969</b>	<b>32,250</b>	<b>32,250</b>
<b>Expenditures/Appropriations</b>				
Services and Supplies	19,873	17,495	26,578	26,578
Capital Assets	0	0	0	0
Interfund Expense	6,820	6,803	7,107	7,107
<b>Total for: Expenditures/Appropriations</b>	<b>26,693</b>	<b>24,298</b>	<b>33,685</b>	<b>33,685</b>
<b>Net Cost:</b>	<b>(1,353)</b>	<b>(3,671)</b>	<b>1,435</b>	<b>1,435</b>

## County of Marin

### Special Districts and Other Agencies - Non Enterprise Financing Sources and Uses by Budget Unit by Object Fiscal Year 2022-23

Detail by Revenue Category and Expenditure Object	2020-21 Actual	2021-22 Estimated	2022-23 Recommended	2022-23 Adopted by the Board of Supervisors
1	2	3	4	5

#### 3190 Marin Co Lighting

Revenues				
Taxes	1,101,752	1,204,406	952,939	952,939
Use of Money and Property	4,055	1,863	15,000	15,000
Intergovernmental Revenues	3,428	3,414	3,541	3,541
Miscellaneous Revenues	9,875	7,965	150	150
<b>Total for:</b> <b>Revenues</b>	<b>1,119,110</b>	<b>1,217,648</b>	<b>971,630</b>	<b>971,630</b>
Expenditures/Appropriations				
Services and Supplies	207,932	275,171	220,000	220,000
Capital Assets	0	0	75,000	75,000
Interfund Expense	687,608	661,565	651,028	651,028
Other Financing Uses	50,527	50,528	50,528	50,528
Transfers Out	25,000	25,000	25,000	25,000
<b>Total for:</b> <b>Expenditures/Appropriations</b>	<b>971,067</b>	<b>1,012,264</b>	<b>1,021,556</b>	<b>1,021,556</b>
<b>Net Cost:</b>	<b>(148,043)</b>	<b>(205,384)</b>	<b>49,926</b>	<b>49,926</b>

## County of Marin

**Special Districts and Other Agencies - Non Enterprise  
Financing Sources and Uses by Budget Unit by Object  
Fiscal Year 2022-23**

Detail by Revenue Category and Expenditure Object	2020-21 Actual	2021-22 Estimated	2022-23 Recommended	2022-23 Adopted by the Board of Supervisors
1	2	3	4	5

**3200 RushCrkLight&Landscp**

<b>Revenues</b>				
Taxes	84,283	84,283	84,281	84,281
Use of Money and Property	243	90	1,509	1,509
Intergovernmental Revenues	0	1,500	0	0
<b>Total for: Revenues</b>	<b>84,526</b>	<b>85,873</b>	<b>85,790</b>	<b>85,790</b>
<b>Expenditures/Appropriations</b>				
Services and Supplies	73,376	73,324	74,407	74,407
Capital Assets	0	0	0	0
Interfund Expense	36,780	36,780	37,699	37,699
<b>Total for: Expenditures/Appropriations</b>	<b>110,156</b>	<b>110,104</b>	<b>112,106</b>	<b>112,106</b>
<b>Net Cost:</b>	<b>25,630</b>	<b>24,231</b>	<b>26,316</b>	<b>26,316</b>

## County of Marin

### Special Districts and Other Agencies - Non Enterprise Financing Sources and Uses by Budget Unit by Object Fiscal Year 2022-23

Detail by Revenue Category and Expenditure Object	2020-21 Actual	2021-22 Estimated	2022-23 Recommended	2022-23 Adopted by the Board of Supervisors
1	2	3	4	5

#### 3210 FCZ #1 Novato

Revenues				
Taxes	3,005,368	3,231,713	2,811,000	2,811,000
Licenses, Permits and Franchises	0	0	0	0
Use of Money and Property	18,664	8,286	4,500	4,500
Intergovernmental Revenues	71,972	1,520,718	10,000	10,000
Miscellaneous Revenues	0	8,231	0	0
Other Financing Sources	0	0	0	0
<b>Total for:</b>	<b>Revenues</b>	<b>3,096,004</b>	<b>4,768,948</b>	<b>2,825,500</b>
Expenditures/Appropriations				
Services and Supplies	5,019,497	1,296,984	730,000	730,000
Capital Assets	0	0	0	0
Intrafund Expense	0	0	0	0
Interfund Expense	755,958	761,802	1,112,655	1,112,655
Other Financing Uses	0	0	99,760	99,760
<b>Total for:</b>	<b>Expenditures/Appropriations</b>	<b>5,775,455</b>	<b>2,058,786</b>	<b>1,942,415</b>
<b>Net Cost:</b>		<b>2,679,451</b>	<b>(2,710,162)</b>	<b>(883,085)</b>



## County of Marin

### Special Districts and Other Agencies - Non Enterprise Financing Sources and Uses by Budget Unit by Object Fiscal Year 2022-23

Detail by Revenue Category and Expenditure Object	2020-21 Actual	2021-22 Estimated	2022-23 Recommended	2022-23 Adopted by the Board of Supervisors
1	2	3	4	5

**3220 FCZ #3 RichardsonBay**

<b>Revenues</b>				
Taxes	2,326,290	2,489,805	2,246,594	2,246,594
Use of Money and Property	23,271	47,872	50,200	50,200
Intergovernmental Revenues	8,812	53,535	9,000	9,000
Miscellaneous Revenues	0	0	900	900
<b>Total for: Revenues</b>	<b>2,358,373</b>	<b>2,591,212</b>	<b>2,306,694</b>	<b>2,306,694</b>
<b>Expenditures/Appropriations</b>				
Services and Supplies	463,978	828,637	747,000	747,000
Capital Assets	0	0	0	0
Interfund Expense	390,793	750,359	885,726	885,726
Other Financing Uses	0	0	0	0
Transfers Out	15,000	180,000	0	0
<b>Total for: Expenditures/Appropriations</b>	<b>869,771</b>	<b>1,758,996</b>	<b>1,632,726</b>	<b>1,632,726</b>
<b>Net Cost:</b>	<b>(1,488,602)</b>	<b>(832,216)</b>	<b>(673,968)</b>	<b>(673,968)</b>

## County of Marin

### Special Districts and Other Agencies - Non Enterprise Financing Sources and Uses by Budget Unit by Object Fiscal Year 2022-23

Detail by Revenue Category and Expenditure Object	2020-21 Actual	2021-22 Estimated	2022-23 Recommended	2022-23 Adopted by the Board of Supervisors
1	2	3	4	5

#### 3230 FCZ #4 Bel Aire

Revenues				
Taxes	855,587	912,293	834,250	834,250
Use of Money and Property	3,687	1,882	11,520	11,520
Intergovernmental Revenues	3,235	3,195	3,000	3,000
Charges for Current Services	0	0	0	0
Miscellaneous Revenues	0	0	0	0
<b>Total for: Revenues</b>	<b>862,509</b>	<b>917,370</b>	<b>848,770</b>	<b>848,770</b>
Expenditures/Appropriations				
Services and Supplies	111,787	64,284	195,000	195,000
Interfund Expense	198,739	161,683	271,950	271,950
Other Financing Uses	0	0	0	0
<b>Total for: Expenditures/Appropriations</b>	<b>310,526</b>	<b>225,967</b>	<b>466,950</b>	<b>466,950</b>
<b>Net Cost:</b>	<b>(551,983)</b>	<b>(691,403)</b>	<b>(381,820)</b>	<b>(381,820)</b>

## County of Marin

**Special Districts and Other Agencies - Non Enterprise  
Financing Sources and Uses by Budget Unit by Object  
Fiscal Year 2022-23**

Detail by Revenue Category and Expenditure Object	2020-21 Actual	2021-22 Estimated	2022-23 Recommended	2022-23 Adopted by the Board of Supervisors
1	2	3	4	5

**3240 FCZ #4AStrwbryCircle**

<b>Revenues</b>				
Taxes	6,104	6,104	6,104	6,104
Use of Money and Property	57	26	200	200
<b>Total for: Revenues</b>	<b>6,161</b>	<b>6,130</b>	<b>6,304</b>	<b>6,304</b>
<b>Expenditures/Appropriations</b>				
Services and Supplies	0	0	4,500	4,500
Interfund Expense	0	0	0	0
<b>Total for: Expenditures/Appropriations</b>	<b>0</b>	<b>0</b>	<b>4,500</b>	<b>4,500</b>
<b>Net Cost:</b>	<b>(6,161)</b>	<b>(6,130)</b>	<b>(1,804)</b>	<b>(1,804)</b>

## County of Marin

**Special Districts and Other Agencies - Non Enterprise  
Financing Sources and Uses by Budget Unit by Object  
Fiscal Year 2022-23**

Detail by Revenue Category and Expenditure Object	2020-21 Actual	2021-22 Estimated	2022-23 Recommended	2022-23 Adopted by the Board of Supervisors
1	2	3	4	5

**3250 FCZ #5 Stnsn Bch**

<b>Revenues</b>				
Taxes	106,149	118,355	105,596	105,596
Use of Money and Property	742	344	2,802	2,802
Intergovernmental Revenues	405	419	400	400
<b>Total for: Revenues</b>	<b>107,296</b>	<b>119,118</b>	<b>108,798</b>	<b>108,798</b>
<b>Expenditures/Appropriations</b>				
Services and Supplies	9,844	31,841	63,000	63,000
Capital Assets	0	0	0	0
Interfund Expense	13,539	27,514	53,539	53,539
<b>Total for: Expenditures/Appropriations</b>	<b>23,383</b>	<b>59,355</b>	<b>116,539</b>	<b>116,539</b>
<b>Net Cost:</b>	<b>(83,913)</b>	<b>(59,763)</b>	<b>7,741</b>	<b>7,741</b>

## County of Marin

**Special Districts and Other Agencies - Non Enterprise  
Financing Sources and Uses by Budget Unit by Object  
Fiscal Year 2022-23**

Detail by Revenue Category and Expenditure Object	2020-21 Actual	2021-22 Estimated	2022-23 Recommended	2022-23 Adopted by the Board of Supervisors
1	2	3	4	5

**3260 FCZ #6 SnRf'IMeadows**

<b>Revenues</b>				
Taxes	44,179	48,928	42,920	42,920
Use of Money and Property	902	368	3,501	3,501
Intergovernmental Revenues	158	162	160	160
<b>Total for: Revenues</b>	<b>45,239</b>	<b>49,458</b>	<b>46,581</b>	<b>46,581</b>
<b>Expenditures/Appropriations</b>				
Services and Supplies	8,000	8,000	20,000	20,000
Interfund Expense	10,399	8,632	22,522	22,522
<b>Total for: Expenditures/Appropriations</b>	<b>18,399</b>	<b>16,632</b>	<b>42,522</b>	<b>42,522</b>
<b>Net Cost:</b>	<b>(26,840)</b>	<b>(32,826)</b>	<b>(4,059)</b>	<b>(4,059)</b>

## County of Marin

### Special Districts and Other Agencies - Non Enterprise Financing Sources and Uses by Budget Unit by Object Fiscal Year 2022-23

Detail by Revenue Category and Expenditure Object	2020-21 Actual	2021-22 Estimated	2022-23 Recommended	2022-23 Adopted by the Board of Supervisors
1	2	3	4	5

**3270 FCZ #7 Santa Venetia**

<b>Revenues</b>				
Taxes	567,251	652,688	561,820	561,820
Use of Money and Property	2,068	967	500	500
Intergovernmental Revenues	183,820	288,359	1,000	1,000
Other Financing Sources	0	1,000,000	0	0
<b>Total for: Revenues</b>	<b>753,139</b>	<b>1,942,014</b>	<b>563,320</b>	<b>563,320</b>
<b>Expenditures/Appropriations</b>				
Services and Supplies	259,761	744,449	340,500	340,500
Capital Assets	0	271,746	0	0
Interfund Expense	324,559	606,361	583,065	583,065
<b>Total for: Expenditures/Appropriations</b>	<b>584,320</b>	<b>1,622,556</b>	<b>923,565</b>	<b>923,565</b>
<b>Net Cost:</b>	<b>(168,819)</b>	<b>(319,458)</b>	<b>360,245</b>	<b>360,245</b>

## County of Marin

**Special Districts and Other Agencies - Non Enterprise  
Financing Sources and Uses by Budget Unit by Object  
Fiscal Year 2022-23**

Detail by Revenue Category and Expenditure Object	2020-21 Actual	2021-22 Estimated	2022-23 Recommended	2022-23 Adopted by the Board of Supervisors
1	2	3	4	5

**3280 FCZ #9ARssVlyCrteMad**

<b>Revenues</b>				
Use of Money and Property	439	151	0	0
<b>Total for: Revenues</b>	<b>439</b>	<b>151</b>	<b>0</b>	<b>0</b>
<b>Expenditures/Appropriations</b>				
Services and Supplies	26,716	0	0	0
Interfund Expense	0	0	0	0
<b>Total for: Expenditures/Appropriations</b>	<b>26,716</b>	<b>0</b>	<b>0</b>	<b>0</b>
<b>Net Cost:</b>	<b>26,277</b>	<b>(151)</b>	<b>0</b>	<b>0</b>

## County of Marin

### Special Districts and Other Agencies - Non Enterprise Financing Sources and Uses by Budget Unit by Object Fiscal Year 2022-23

Detail by Revenue Category and Expenditure Object	2020-21 Actual	2021-22 Estimated	2022-23 Recommended	2022-23 Adopted by the Board of Supervisors
1	2	3	4	5

#### 3290 FCZ #9 Ross Valley

<b>Revenues</b>				
Taxes	2,888,785	2,996,693	2,973,300	2,973,300
Licenses, Permits and Franchises	0	0	0	0
Use of Money and Property	13,401	9,564	17,133	17,133
Intergovernmental Revenues	2,705,195	1,120,262	1,050	1,050
Miscellaneous Revenues	499	999	499	499
Other Financing Sources	0	5,000,000	0	0
<b>Total for: Revenues</b>	<b>5,607,880</b>	<b>9,127,518</b>	<b>2,991,982</b>	<b>2,991,982</b>
<b>Expenditures/Appropriations</b>				
Services and Supplies	4,602,039	5,409,743	436,000	436,000
Capital Assets	0	0	0	0
Interfund Expense	709,929	835,743	1,453,971	1,453,971
Transfers Out	0	0	0	0
<b>Total for: Expenditures/Appropriations</b>	<b>5,311,968</b>	<b>6,245,486</b>	<b>1,889,971</b>	<b>1,889,971</b>
<b>Net Cost:</b>	<b>(295,912)</b>	<b>(2,882,032)</b>	<b>(1,102,011)</b>	<b>(1,102,011)</b>



## County of Marin

**Special Districts and Other Agencies - Non Enterprise  
Financing Sources and Uses by Budget Unit by Object  
Fiscal Year 2022-23**

Detail by Revenue Category and Expenditure Object 1	2020-21 Actual 2	2021-22 Estimated 3	2022-23 Recommended 4	2022-23 Adopted by the Board of Supervisors 5
--	------------------------	---------------------------	-----------------------------	--

**3300 FCZ #10 Inverness**

<b>Revenues</b>				
Use of Money and Property	72	25	10	10
<b>Total for: Revenues</b>	<b>72</b>	<b>25</b>	<b>10</b>	<b>10</b>
<b>Expenditures/Appropriations</b>				
Services and Supplies	0	0	250	250
Interfund Expense	4,880	812	6,162	6,162
<b>Total for: Expenditures/Appropriations</b>	<b>4,880</b>	<b>812</b>	<b>6,412</b>	<b>6,412</b>
<b>Net Cost:</b>	<b>4,808</b>	<b>787</b>	<b>6,402</b>	<b>6,402</b>

## County of Marin

**Special Districts and Other Agencies - Non Enterprise  
Financing Sources and Uses by Budget Unit by Object  
Fiscal Year 2022-23**

Detail by Revenue Category and Expenditure Object	2020-21 Actual	2021-22 Estimated	2022-23 Recommended	2022-23 Adopted by the Board of Supervisors
1	2	3	4	5

**3310 Bolinas HighlandsPRD**

<b>Revenues</b>				
Taxes	14,405	14,969	10,728	10,728
Use of Money and Property	60	32	100	100
Intergovernmental Revenues	56	54	44	44
<b>Total for: Revenues</b>	<b>14,521</b>	<b>15,055</b>	<b>10,872</b>	<b>10,872</b>
<b>Expenditures/Appropriations</b>				
Services and Supplies	0	0	15,000	15,000
Interfund Expense	3,369	0	0	0
<b>Total for: Expenditures/Appropriations</b>	<b>3,369</b>	<b>0</b>	<b>15,000</b>	<b>15,000</b>
<b>Net Cost:</b>	<b>(11,152)</b>	<b>(15,055)</b>	<b>4,128</b>	<b>4,128</b>

## County of Marin

**Special Districts and Other Agencies - Non Enterprise  
Financing Sources and Uses by Budget Unit by Object  
Fiscal Year 2022-23**

Detail by Revenue Category and Expenditure Object	2020-21 Actual	2021-22 Estimated	2022-23 Recommended	2022-23 Adopted by the Board of Supervisors
1	2	3	4	5

**3320 Monte Cristo PRD**

<b>Revenues</b>				
Taxes	6,617	7,095	5,404	5,404
Use of Money and Property	134	56	84	84
Intergovernmental Revenues	25	25	26	26
<b>Total for: Revenues</b>	<b>6,776</b>	<b>7,176</b>	<b>5,514</b>	<b>5,514</b>
<b>Expenditures/Appropriations</b>				
Services and Supplies	0	0	65,000	65,000
Interfund Expense	0	0	0	0
<b>Total for: Expenditures/Appropriations</b>	<b>0</b>	<b>0</b>	<b>65,000</b>	<b>65,000</b>
<b>Net Cost:</b>	<b>(6,776)</b>	<b>(7,176)</b>	<b>59,486</b>	<b>59,486</b>

## County of Marin

**Special Districts and Other Agencies - Non Enterprise  
Financing Sources and Uses by Budget Unit by Object  
Fiscal Year 2022-23**

Detail by Revenue Category and Expenditure Object	2020-21 Actual	2021-22 Estimated	2022-23 Recommended	2022-23 Adopted by the Board of Supervisors
1	2	3	4	5

**3330 Inverness Div #2 PRD**

<b>Revenues</b>				
Taxes	4,151	4,463	3,660	3,660
Use of Money and Property	21	11	50	50
Intergovernmental Revenues	16	16	18	18
<b>Total for: Revenues</b>	<b>4,188</b>	<b>4,490</b>	<b>3,728</b>	<b>3,728</b>
<b>Expenditures/Appropriations</b>				
Services and Supplies	800	0	19,000	19,000
<b>Total for: Expenditures/Appropriations</b>	<b>800</b>	<b>0</b>	<b>19,000</b>	<b>19,000</b>
<b>Net Cost:</b>	<b>(3,388)</b>	<b>(4,490)</b>	<b>15,272</b>	<b>15,272</b>

## County of Marin

**Special Districts and Other Agencies - Non Enterprise  
Financing Sources and Uses by Budget Unit by Object  
Fiscal Year 2022-23**

Detail by Revenue Category and Expenditure Object 1	2020-21 Actual 2	2021-22 Estimated 3	2022-23 Recommended 4	2022-23 Adopted by the Board of Supervisors 5
--	------------------------	---------------------------	-----------------------------	--

**3340 Mt ViewAveLagntasPRD**

<b>Revenues</b>				
Taxes	3,283	3,718	2,542	2,542
Use of Money and Property	34	16	0	0
Intergovernmental Revenues	13	13	0	0
<b>Total for: Revenues</b>	<b>3,330</b>	<b>3,747</b>	<b>2,542</b>	<b>2,542</b>
<b>Expenditures/Appropriations</b>				
Services and Supplies	0	0	10,000	10,000
Interfund Expense	0	0	0	0
<b>Total for: Expenditures/Appropriations</b>	<b>0</b>	<b>0</b>	<b>10,000</b>	<b>10,000</b>
<b>Net Cost:</b>	<b>(3,330)</b>	<b>(3,747)</b>	<b>7,458</b>	<b>7,458</b>

## County of Marin

**Special Districts and Other Agencies - Non Enterprise  
Financing Sources and Uses by Budget Unit by Object  
Fiscal Year 2022-23**

Detail by Revenue Category and Expenditure Object	2020-21 Actual	2021-22 Estimated	2022-23 Recommended	2022-23 Adopted by the Board of Supervisors
1	2	3	4	5

**3350 Paradise Estates PRD**

<b>Revenues</b>				
Taxes	59,068	63,275	48,305	48,305
Use of Money and Property	175	82	2,500	2,500
Intergovernmental Revenues	230	229	235	235
<b>Total for: Revenues</b>	<b>59,473</b>	<b>63,586</b>	<b>51,040</b>	<b>51,040</b>
<b>Expenditures/Appropriations</b>				
Services and Supplies	66,207	17,787	97,000	97,000
Interfund Expense	5,948	1,617	2,000	2,000
<b>Total for: Expenditures/Appropriations</b>	<b>72,155</b>	<b>19,404</b>	<b>99,000</b>	<b>99,000</b>
<b>Net Cost:</b>	<b>12,682</b>	<b>(44,182)</b>	<b>47,960</b>	<b>47,960</b>

## County of Marin

**Special Districts and Other Agencies - Non Enterprise  
Financing Sources and Uses by Budget Unit by Object  
Fiscal Year 2022-23**

Detail by Revenue Category and Expenditure Object 1	2020-21 Actual 2	2021-22 Estimated 3	2022-23 Recommended 4	2022-23 Adopted by the Board of Supervisors 5
--	------------------------	---------------------------	-----------------------------	--

**3360 Madrone ParkCrclePRD**

<b>Revenues</b>				
Use of Money and Property	0	0	0	0
<b>Total for: Revenues</b>	<b>0</b>	<b>0</b>	<b>0</b>	<b>0</b>
<b>Net Cost:</b>	<b>0</b>	<b>0</b>	<b>0</b>	<b>0</b>

## County of Marin

**Special Districts and Other Agencies - Non Enterprise  
Financing Sources and Uses by Budget Unit by Object  
Fiscal Year 2022-23**

Detail by Revenue Category and Expenditure Object	2020-21 Actual	2021-22 Estimated	2022-23 Recommended	2022-23 Adopted by the Board of Supervisors
1	2	3	4	5

**3380 Law Library Investmt**

<b>Revenues</b>				
Use of Money and Property	18	7	0	0
<b>Total for: Revenues</b>	<b>18</b>	<b>7</b>	<b>0</b>	<b>0</b>
<b>Net Cost:</b>	<b>(18)</b>	<b>(7)</b>	<b>0</b>	<b>0</b>



## County of Marin

### Special Districts and Other Agencies - Non Enterprise Financing Sources and Uses by Budget Unit by Object Fiscal Year 2022-23

Detail by Revenue Category and Expenditure Object	2020-21 Actual	2021-22 Estimated	2022-23 Recommended	2022-23 Adopted by the Board of Supervisors
1	2	3	4	5

**3400 Law Library BP6322.1**

<b>Revenues</b>				
Use of Money and Property	603	219	400	400
Intergovernmental Revenues	133,489	168,853	145,000	145,000
Charges for Current Services	63,066	96,043	81,200	81,200
Miscellaneous Revenues	726	3,741	4,168	4,168
Other Financing Sources	0	0	0	0
<b>Total for: Revenues</b>	<b>197,884</b>	<b>268,856</b>	<b>230,768</b>	<b>230,768</b>
<b>Expenditures/Appropriations</b>				
Salary and Employee Benefits	87,495	85,169	136,768	136,768
Services and Supplies	88,389	85,840	94,000	94,000
<b>Total for: Expenditures/Appropriations</b>	<b>175,884</b>	<b>171,009</b>	<b>230,768</b>	<b>230,768</b>
<b>Net Cost:</b>	<b>(22,000)</b>	<b>(97,847)</b>	<b>0</b>	<b>0</b>

## County of Marin

**Special Districts and Other Agencies - Non Enterprise  
Financing Sources and Uses by Budget Unit by Object  
Fiscal Year 2022-23**

Detail by Revenue Category and Expenditure Object	2020-21 Actual	2021-22 Estimated	2022-23 Recommended	2022-23 Adopted by the Board of Supervisors
1	2	3	4	5

**3410 CSA 17 License Plate Readers**

<b>Revenues</b>				
Taxes	4,860	4,851	6,237	6,237
Use of Money and Property	31	16	0	0
<b>Total for:</b>	<b>Revenues</b>	<b>4,891</b>	<b>4,867</b>	<b>6,237</b>
<b>Expenditures/Appropriations</b>				
Services and Supplies	0	0	6,237	6,237
Interfund Expense	0	0	0	0
<b>Total for:</b>	<b>Expenditures/Appropriations</b>	<b>0</b>	<b>0</b>	<b>6,237</b>
<b>Net Cost:</b>	<b>(4,891)</b>	<b>(4,867)</b>	<b>0</b>	<b>0</b>

## County of Marin

**Special Districts and Other Agencies - Non Enterprise  
Financing Sources and Uses by Budget Unit by Object  
Fiscal Year 2022-23**

Detail by Revenue Category and Expenditure Object	2020-21 Actual	2021-22 Estimated	2022-23 Recommended	2022-23 Adopted by the Board of Supervisors
1	2	3	4	5

**3460 INVERNES #2A PRD**

<b>Revenues</b>				
Taxes	56,576	56,576	56,168	56,168
Use of Money and Property	350	42	500	500
Other Financing Sources	337,000	0	0	0
<b>Total for: Revenues</b>	<b>393,926</b>	<b>56,618</b>	<b>56,668</b>	<b>56,668</b>
<b>Expenditures/Appropriations</b>				
Services and Supplies	337,835	0	0	0
Interfund Expense	19,773	0	0	0
Other Financing Uses	0	56,667	56,667	56,667
<b>Total for: Expenditures/Appropriations</b>	<b>357,608</b>	<b>56,667</b>	<b>56,667</b>	<b>56,667</b>
<b>Net Cost:</b>	<b>(36,318)</b>	<b>49</b>	<b>(1)</b>	<b>(1)</b>

## County of Marin

### Special Districts and Other Agencies - Non Enterprise Financing Sources and Uses by Budget Unit by Object Fiscal Year 2022-23

Detail by Revenue Category and Expenditure Object	2020-21 Actual	2021-22 Estimated	2022-23 Recommended	2022-23 Adopted by the Board of Supervisors
1	2	3	4	5

#### 3470 CSA 14 CAPITAL IMPROVEMENT

Revenues					
Use of Money and Property	1,317	581	0		0
Miscellaneous Revenues	130,000	0	0		0
Other Financing Sources	414,189	1,775	0		0
<b>Total for: Revenues</b>	<b>545,506</b>	<b>2,356</b>	<b>0</b>		<b>0</b>
Expenditures/Appropriations					
Services and Supplies	49,989	1,032,686	0		0
Interfund Expense	0	13,779	0		0
Transfers Out	0	0	0		0
<b>Total for: Expenditures/Appropriations</b>	<b>49,989</b>	<b>1,046,465</b>	<b>0</b>		<b>0</b>
<b>Net Cost:</b>	<b>(495,517)</b>	<b>1,044,109</b>	<b>0</b>		<b>0</b>

## County of Marin

**Special Districts and Other Agencies - Non Enterprise  
Financing Sources and Uses by Budget Unit by Object  
Fiscal Year 2022-23**

Detail by Revenue Category and Expenditure Object	2020-21 Actual	2021-22 Estimated	2022-23 Recommended	2022-23 Adopted by the Board of Supervisors
1	2	3	4	5

**3490 RIDGEWOOD PRD**

<b>Revenues</b>				
Taxes	0	35,596	35,600	35,600
Use of Money and Property	0	72	0	0
Other Financing Sources	0	275,000	0	0
<b>Total for: Revenues</b>	<b>0</b>	<b>310,668</b>	<b>35,600</b>	<b>35,600</b>
<b>Expenditures/Appropriations</b>				
Services and Supplies	0	241,606	13,000	13,000
Interfund Expense	0	17,524	0	0
Other Financing Uses	0	0	34,340	34,340
<b>Total for: Expenditures/Appropriations</b>	<b>0</b>	<b>259,130</b>	<b>47,340</b>	<b>47,340</b>
<b>Net Cost:</b>	<b>0</b>	<b>(51,538)</b>	<b>11,740</b>	<b>11,740</b>

# *Supplemental Information*

---

## DIRECTORY OF MARIN COUNTY OFFICIALS

**BOARD OF SUPERVISORS:** Regular sessions of the Board of Supervisors: Every Tuesday at 9:00 A.M. (holidays excepted).

### ELECTED OFFICIALS

Assessor-Recorder-County Clerk, Civic Center, San Rafael	Shelly Scott
Board of Supervisors, Civic Center, San Rafael	
First District – San Rafael & Las Gallinas Valley	Damon Connolly
Second District – Ross Valley	Katie Rice
Third District – Southern Marin	Stephanie Moulton-Peters
Fourth District – San Rafael, Larkspur, Corte Madera, San Geronimo Valley & West Marin	Dennis Rodoni
Fifth District – Northern Marin	Judy Arnold
District Attorney, Hall of Justice, San Rafael	Lori Frugoli
Sheriff-Coroner, 1600 Los Gamos Drive, Suite 200, San Rafael	Jamie Scardina

### APPOINTED OFFICIALS (by the Board of Supervisors)

Administrator, Civic Center, San Rafael	Matthew H. Hymel
Agricultural Commissioner/Weights & Measures, 1682 Novato Blvd., Novato	Stefan P. Parnay
Chief Probation Officer, Hall of Justice, San Rafael	Marlon Washington
Director of Child Support Services, 88 Rowland Way, Suite 200, Novato	Jill K. Francis
County Counsel, Civic Center, San Rafael	Brian E. Washington
Director of Cultural Services, Marin Center, San Rafael	Gabriella Calicchio
Director of Community Development, Civic Center, San Rafael	Thomas Lai
Director of Finance, Civic Center, San Rafael	Mina Martinovich
Director of Health & Human Services, 20 N. San Pedro Road, San Rafael	Benita McLarin
Director of Library Services, Civic Center, San Rafael	Lana Adlawan
Parks Director and Open Space General Manager, Civic Center, San Rafael	Max Korten
Director of Public Works, County Road Commissioner, County Engineer and Purchasing Agent	Rosemarie Gaglione
Farm Advisor/U.C. Cooperative Extension, 1682 Novato Blvd., Novato	David Lewis
Fire Chief, 33 Castle Rock Avenue, Woodacre	Jason Weber
Public Defender, Hall of Justice, San Rafael	David Sutton
Registrar of Voters, Hall of Justice, San Rafael	Lynda Roberts

### APPOINTED OFFICIALS (by County Administrator)

Interim Director of Human Resources, Civic Center, San Rafael	Sarah Anker
Chief Information Officer, 1600 Los Gamos, San Rafael	Liza Massey

### APPOINTED OFFICIALS (by Marin County Employees' Retirement Association)

Retirement Administrator, One McInnis Parkway, San Rafael	Jeff Wickman
---	--------------

**TRENDS RELATING TO PROPERTY TAXES COUNTY FUNDS ONLY**  
(Countywide Tax Base)

<b>BUDGET REQUIREMENTS</b>		
<u>Fiscal Year</u>	<u>Amount</u>	<u>Percent Change</u>
2004-05	\$340,187,339	0.8%
2005-06	\$374,447,391	5.1%
2006-07	\$384,950,843	10.1%
2007-08	\$429,154,849	2.8%
2008-09	\$435,125,293	11.5%
2009-10	\$452,095,401	1.4%
2010-11	\$457,669,548	3.9%
2011-12	\$503,104,380	1.2%
2012-13	\$517,821,148	9.9%
2013-14	\$543,440,350	2.9%
2014-15	\$580,236,145	4.9%
2015-16	\$620,792,535	6.8%
2016-17	\$678,324,696	7.0%
2017-18	\$695,451,416	9.3%
2018-19	\$724,945,087	2.5%
2019-20	\$775,879,462	7.0%
2020-21	\$759,699,113	-2.1%
2021-22	\$835,080,682	9.9%
2022-23	\$870,261,519	4.2%

<b>CURRENT SECURED PROPERTY TAX</b>		
<u>Fiscal Year</u>	<u>Amount</u>	<u>Percent Change</u>
2004-05	\$68,627,502	6.6%
2005-06	\$74,659,048	7.1%
2006-07	\$81,883,850	8.8%
2007-08	\$86,887,914	9.7%
2008-09	\$91,232,310	6.1%
2009-10	\$92,323,563	5.0%
2010-11	\$91,498,993	1.2%
2011-12	\$92,208,016	-0.9%
2012-13	\$93,184,174	0.8%
2013-14	\$96,896,989	1.1%
2014-15	\$102,660,844	4.0%
2015-16	\$110,123,652	5.9%
2016-17	\$117,332,593	7.3%
2017-18	\$123,668,404	6.5%
2018-19	\$130,570,490	5.4%
2019-20	\$137,138,455	5.0%
2020-21	\$143,487,950	4.6%
2021-22	\$149,335,397	4.1%
2022-23	\$159,179,029	6.6%

<b>POPULATION LESS EXCLUSIONS</b>		
<u>Fiscal Year</u>	<u>Amount</u>	<u>Percent Change</u>
2004-05	249,230	0.1%
2005-06	245,772	2.3%
2006-07	246,930	-1.4%
2007-08	250,717	0.5%
2008-09	252,146	1.5%
2009-10	253,287	0.6%
2010-11	255,630	0.5%
2011-12	249,065	0.9%
2012-13	250,024	-2.6%
2013-14	249,652	0.4%
2014-15	251,401	-0.1%
2015-16	254,558	0.7%
2016-17	258,318	1.3%
2017-18	259,541	1.5%
2018-19	259,649	0.5%
2019-20	258,540	-0.4%
2020-21	256,353	-0.8%
2021-22	255,106	-0.5%
2022-23	253,686	-0.6%

<b>TAX RATE PER \$100.00</b>		
<u>Fiscal Year</u>	<u>AB 8 Factor</u>	
2004-05	1.0000000	0.1686
2005-06	1.0000000	0.1687
2006-07	1.0000000	0.1685
2007-08	1.0000000	0.1688
2008-09	1.0000000	0.1688
2009-10	1.0000000	0.1685
2010-11	1.0000000	0.1692
2011-12	1.0000000	0.1693
2012-13	1.0000000	0.1696
2013-14	1.0000000	0.1697
2014-15	1.0000000	0.1697
2015-16	1.0000000	0.1698
2016-17	1.0000000	0.1700
2017-18	1.0000000	0.1701
2018-19	1.0000000	0.1702
2018-19	1.0000000	0.1703
2020-21	1.0000000	0.1703
2021-22	1.0000000	0.1704
2022-23	1.0000000	0.1704

<b>ASSESSED VALUATION</b>		
<u>Fiscal Year</u>	<u>Amount</u>	<u>Percent Change</u>
2004-05	\$41,753,312,966	7.0%
2005-06	\$45,413,174,174	6.9%
2006-07	\$49,262,013,740	8.8%
2007-08	\$52,553,946,565	8.5%
2008-09	\$55,560,013,363	6.7%
2009-10	\$56,084,739,167	5.7%
2010-11	\$55,379,207,012	0.9%
2011-12	\$55,768,316,854	-1.3%
2012-13	\$56,237,453,658	0.7%
2013-14	\$58,405,109,043	0.8%
2014-15	\$61,835,112,038	3.9%
2015-16	\$66,207,429,352	5.9%
2016-17	\$70,800,436,500	6.9%
2017-18	\$74,528,236,959	5.3%
2018-19	\$78,554,486,925	5.4%
2019-20	\$82,516,667,278	5.0%
2020-21	\$86,326,395,574	4.6%
2021-22	\$89,719,316,599	3.9%
2022-23	\$95,575,090,315	6.5%

<b>PER CAPITA</b>		
<u>Fiscal Year</u>	<u>Taxes</u>	<u>Budget</u>
2004-05	\$275.36	\$1,328.64
2005-06	\$303.77	\$1,364.95
2006-07	\$331.61	\$1,523.56
2007-08	\$346.56	\$1,558.95
2008-09	\$361.82	\$1,711.71
2009-10	\$364.50	\$1,725.69
2010-11	\$357.94	\$1,784.91
2011-12	\$370.22	\$1,790.36
2012-13	\$372.70	\$1,790.36
2013-14	\$373.26	\$2,019.97
2014-15	\$385.43	\$2,176.79
2015-16	\$403.29	\$2,308.01
2016-17	\$454.22	\$2,438.71
2017-18	\$476.49	\$2,679.54
2018-19	\$502.87	\$2,792.02
2013-20	\$530.43	\$3,001.00
2020-21	\$559.73	\$2,963.49
2021-22	\$585.39	\$3,273.47
2022-23	\$627.46	\$3,430.47



CLASS #	AGRICULTURE, WEIGHTS AND MEASURES	FY 2021-22 Adopted	FY 2021-22 Modified	FY 2022-23 Adopted	FY 2023-24 Plan
0319	ADMINISTRATIVE SERVICES ASSOCIATE	1.00	1.00	1.00	1.00
0241	AG COMMISSIONER/WEIGHTS & MEASURES DIRECT	1.00	1.00	1.00	1.00
0826	AG/WEIGHTS & MEASURES INSPECTOR I	-	-	-	-
0827	AG/WEIGHTS & MEASURES INSPECTOR II	1.00	1.00	1.00	1.00
0828	AG/WEIGHTS & MEASURES INSPECTOR III	7.00	7.00	7.00	7.00
0240	DEPUTY AGRICULTURAL COMM/DEPUTY DIR W&M	1.00	1.00	1.00	1.00
1341	OFFICE ASSISTANT III	2.00	2.00	2.00	2.00
0829	SUPERVISING AGRICULTURAL/W&M INSPECTOR	1.00	1.00	1.00	1.00
<b>Total</b>		<b>14.00</b>	<b>14.00</b>	<b>14.00</b>	<b>14.00</b>

CLASS #	ASSESSOR-RECORDER-COUNTY CLERK	FY 2021-22 Adopted	FY 2021-22 Modified	FY 2022-23 Adopted	FY 2023-24 Plan
1339	ADMINISTRATIVE ASSISTANT II	1.00	1.00	1.00	1.00
319	ADMINISTRATIVE SERVICES ASSOCIATE	1.00	1.00	1.00	1.00
313	ADMINISTRATIVE SERVICES MANAGER	1.00	-	1.00	1.00
318	ADMINISTRATIVE SERVICES TECHNICIAN	1.00	-	1.00	1.00
358	APPRAISER II	15.00	15.00	15.00	15.00
357	APPRAISER III	5.00	5.00	5.00	5.00
345	ASSESSMENT RECORDING COUNTY CLERK SUPVR	6.00	6.00	6.00	6.00
344	ASSESSMENT-RECORDING-COUNTY CLRK TECH II	17.00	18.00	17.00	17.00
104	ASSESSOR-RECORDER-COUNTY CLERK	1.00	1.00	1.00	1.00
105	ASSISTANT ASSESSOR-RECORDER-COUNTY CLERK	1.00	1.00	1.00	1.00
106	ASSISTANT ASSESSOR-VALUATION	1.00	1.00	1.00	1.00
360	AUDITOR APPRAISER II	4.00	4.00	4.00	4.00
619	CADASTRAL MAPPING TECHNICIAN II	1.00	2.00	1.00	1.00
112	CHIEF DEPUTY RECORDER - COUNTY CLERK	1.00	1.00	1.00	1.00
119	CHIEF OF ADMIN SERVICES	-	1.00	-	-
347	CHIEF OF ASSESSMENT STANDARDS	1.00	1.00	1.00	1.00
349	CHIEF OF ASSESSMENT SYSTEMS	1.00	1.00	1.00	1.00
325	HUMAN RESOURCES ANALYST II (FIXED)	-	-	-	-
364	PRINCIPAL APPRAISER	4.00	4.00	4.00	4.00
351	PRINCIPAL AUDITOR APPRAISER	1.00	1.00	1.00	1.00
346	SENIOR ASSESSMENT RECORD CNTY CLRK TECH	6.00	7.00	6.00	6.00
353	SENIOR AUDITOR-APPRAISER	1.00	1.00	1.00	1.00
915	SENIOR PROGRAMMER ANALYST (FIXED)	-	-	-	-
283	SUPV TECHNOLOGY SYSTEMS SPECIALIST	1.00	1.00	1.00	1.00
282	TECHNOLOGY SYSTEMS SPECIALIST III	1.00	1.00	1.00	1.00
<b>Total</b>		<b>72.00</b>	<b>74.00</b>	<b>72.00</b>	<b>72.00</b>

CLASS #	BOARD OF SUPERVISORS	FY 2021-22 Adopted	FY 2021-22 Modified	FY 2022-23 Adopted	FY 2023-24 Plan
1522	ASSISTANT CLERK TO BOARD OF SUPERVISORS	1.00	1.00	-	-
1523	BOARD AIDE	10.00	10.00	10.00	10.00
0151	BOARD OF SUPERVISORS	5.00	5.00	5.00	5.00
1520	DEPUTY CLERK TO THE BOARD II	1.00	1.00	-	-
1521	DEPUTY CLERK TO THE BOARD III	4.00	4.00	-	-
<b>Total</b>		<b>21.00</b>	<b>21.00</b>	<b>15.00</b>	<b>15.00</b>

CLASS #	CHILD SUPPORT SERVICES	FY 2021-22 Adopted	FY 2021-22 Modified	FY 2022-23 Adopted	FY 2023-24 Plan
0309	ADMINISTRATIVE SERVICES OFFICER	1.00	1.00	1.00	1.00
0318	ADMINISTRATIVE SERVICES TECHNICIAN	1.00	1.00	1.00	1.00
0116	ASSISTANT DIRECTOR CHILD SUPPORT SVC	1.00	1.00	1.00	1.00
1355	CHILD SUPPORT OFFICER II	4.00	4.00	4.00	4.00
1354	CHILD SUPPORT OFFICER II-BILINGUAL	2.00	2.00	2.00	2.00
1356	CHILD SUPPORT OFFICER III	2.00	2.00	2.00	2.00
0332	COLLECTIONS MANAGER	1.00	1.00	1.00	1.00
0330	COLLECTIONS OFFICER I	3.00	3.00	3.00	3.00

2553	DEPUTY CHILD SUPPORT ATTORNEY III	2.00	2.00	2.00	2.00
0115	DIRECTOR OF CHILD SUPPORT SERVICES	1.00	1.00	1.00	1.00
1415	LEGAL PROCESS ASSISTANT II	2.00	1.00	1.00	1.00
1411	LEGAL PROCESS ASSISTANT II BIL	-	1.00	1.00	1.00
1417	LEGAL PROCESS SPECIALIST	2.00	2.00	2.00	2.00
1368	LEGAL PROCESS SUPERVISOR	1.00	1.00	1.00	1.00
1690	LEGAL RESEARCH ASSISTANT	1.00	1.00	1.00	1.00
1341	OFFICE ASSISTANT III	1.00	1.00	1.00	1.00
1349	SUPERVISING CHILD SUPPORT OFFICER	1.00	1.00	1.00	1.00
<b>Total</b>		<b>26.00</b>	<b>26.00</b>	<b>26.00</b>	<b>26.00</b>

CLASS #	COMMUNITY DEVELOPMENT AGENCY	FY 2021-22 Adopted	FY 2021-22 Modified	FY 2022-23 Adopted	FY 2023-24 Plan
0370	ACCOUNTANT II	1.00	1.00	1.00	1.00
1507	ADMINISTRATIVE ASSISTANT I	2.00	1.00	1.00	1.00
1506	ADMINISTRATIVE ASSISTANT II	1.00	1.00	1.00	1.00
0319	ADMINISTRATIVE SERVICES ASSOCIATE	4.00	4.00	4.00	4.00
0396	ADMINISTRATIVE SERVICES DIRECTOR	1.00	1.00	1.00	1.00
0318	ADMINISTRATIVE SERVICES TECHNICIAN	1.00	3.00	3.00	3.00
0114	ASSISTANT DIRECTOR COMMUNITY DEVELOPMENT	1.00	1.00	1.00	1.00
1171	ASSISTANT HARBOR MASTER (FIXED)	1.00	1.00	-	-
0626	ASSOCIATE CIVIL ENGINEER	2.00	2.00	2.00	2.00
0810	BUILDING INSPECTION SERVICES SUPERVISOR	1.00	1.00	1.00	1.00
0814	BUILDING INSPECTOR II	4.00	4.00	4.00	4.00
0833	BUILDING PERMIT TECHNICIAN II	2.00	2.00	2.00	2.00
0605	BUILDING PLANS EXAMINER	4.00	4.00	4.00	4.00
0339	BUSINESS SYSTEMS ANALYST (FIXED)	-	1.00	1.00	1.00
0681	CODE COMPLIANCE SPECIALIST II	3.00	3.00	4.00	4.00
0836	COMMUNITY DEVELOPMENT TECHNICIAN II	6.00	6.00	6.00	6.00
0836	COMMUNITY DEVELOPMENT TECHNICIAN II (FIXED)	-	1.00	-	-
0140	DEPUTY DIRECTOR BUILDING INSP & SAFETY	1.00	1.00	1.00	1.00
0141	DEPUTY DIRECTOR ENVIRONMENTAL HEALTH SVC	1.00	1.00	1.00	1.00
0142	DEPUTY DIRECTOR OF HOUSING AND FEDERAL GRA	-	1.00	1.00	1.00
0139	DIRECTOR OF COMMUNITY DEVELOPMENT	1.00	-	-	-
0806	ENVIRONMENTAL HEALTH SPECIALIST II	8.00	7.00	7.00	7.00
0806	ENVIRONMENTAL HEALTH SPECIALIST II (FIXED)	2.00	1.00	1.00	-
0807	ENVIRONMENTAL HEALTH SVCS PROJECT MGR	1.00	1.00	1.00	1.00
0947	GEOGRAPHIC INFO SYSTEMS ANALYST II	1.00	1.00	1.00	1.00
0130	HARBOR ADMINISTRATOR	1.00	1.00	1.00	1.00
0293	MEDIA TECHNICIAN	2.00	2.00	2.00	2.00
0293	MEDIA TECHNICIAN (FIXED)	2.00	1.00	1.00	-
1341	OFFICE ASSISTANT III	2.00	2.00	2.00	2.00
0819	PERMIT SERVICES MANAGER	1.00	1.00	1.00	1.00
0608	PLANNER	8.00	7.00	7.00	7.00
0687	PLANNING MANAGER	5.00	3.00	3.00	3.00
0641	PRINCIPAL CIVIL ENGINEER	1.00	1.00	1.00	1.00
0606	PRINCIPAL PLANNER	1.00	1.00	1.00	1.00
0426	PROGRAM COORDINATOR (FIXED)	-	1.00	1.00	-
0811	SENIOR BUILDING INSPECTOR	1.00	1.00	1.00	1.00
0834	SENIOR BUILDING PERMIT TECHNICIAN	1.00	1.00	1.00	1.00
0682	SENIOR CODE COMPLIANCE SPEC (FIXED)	-	1.00	1.00	1.00
0391	SENIOR DEPARTMENT ANALYST	1.00	1.00	1.00	1.00
0391	SENIOR DEPARTMENT ANALYST (FIXED)	-	1.00	1.00	-
0804	SENIOR ENVIRONMENTAL HEALTH SPECIALIST	8.00	8.00	8.00	8.00
0607	SENIOR PLANNER	7.00	9.00	9.00	9.00
0607	SENIOR PLANNER (FIXED)	-	2.00	2.00	1.00
0427	SENIOR PROGRAM COORDINATOR (FIXED)	1.00	2.00	2.00	-
0684	SUPERVISING CODE COMPLIANCE SPECIALIST	1.00	1.00	1.00	1.00
0803	SUPERVISING ENVIRONMENTAL HEALTH SPEC	3.00	3.00	3.00	3.00
<b>Total</b>		<b>95.00</b>	<b>100.00</b>	<b>99.00</b>	<b>92.00</b>

CLASS #	COUNTY ADMINISTRATOR'S OFFICE	FY 2021-22 Adopted	FY 2021-22 Modified	FY 2022-23 Adopted	FY 2023-24 Plan
0297	ADMIN SERVICES ASSOC CONF	1.00	1.00	1.00	1.00
0300	ADMINISTRATIVE ANALYST III	3.75	5.75	5.75	5.75
0300	ADMINISTRATIVE ANALYST III (FIXED)	2.00	-	-	-
1506	ADMINISTRATIVE ASSISTANT II	1.00	1.00	1.00	1.00
0319	ADMINISTRATIVE SERVICES ASSOCIATE	-	1.00	1.00	1.00
0313	ADMINISTRATIVE SERVICES MANAGER	1.00	1.00	1.00	1.00
0318	ADMINISTRATIVE SERVICES TECHNICIAN	1.00	-	-	-
1522	ASSISTANT CLERK TO BOARD OF SUPERVISORS	-	-	1.00	1.00
0202	ASSISTANT COUNTY ADMINISTRATOR	2.00	2.00	2.00	2.00
0303	BUDGET MANAGER	1.00	1.00	1.00	1.00
0339	BUSINESS SYSTEMS ANALYST	1.00	1.00	1.00	1.00
0639	CAPITAL PLANNING & PROJECT MANAGER	1.00	1.00	1.00	1.00
0201	COUNTY ADMINISTRATOR	1.00	1.00	1.00	1.00
0390	DEPARTMENT ANALYST II (FIXED)	1.00	1.00	-	-
1520	DEPUTY CLERK TO THE BOARD II	-	-	1.00	1.00
1521	DEPUTY CLERK TO THE BOARD III	-	-	4.00	4.00
0205	DEPUTY COUNTY ADMINISTRATOR (FIXED)	-	1.00	1.00	-
0198	EQUITY DIRECTOR	1.00	1.00	1.00	1.00
1500	EXECUTIVE ASSISTANT TO COUNTY ADMIN	1.00	1.00	1.00	1.00
0334	FACILITIES PLANNING & DEVELOPMENT MGR	1.00	1.00	1.00	1.00
0295	MEDIA MANAGER	1.00	1.00	1.00	1.00
0294	MEDIA SPECIALIST	2.00	2.00	2.00	2.00
0305	PRINCIPAL ADMINISTRATIVE ANALYST	1.00	1.00	1.00	1.00
0298	RISK MANAGER	1.00	1.00	1.00	1.00
0335	SAFETY OFFICER	1.00	1.00	1.00	1.00
0337	WORKERS' COMPENSATION ANALYST	1.00	1.00	1.00	1.00
<b>Total</b>		<b>26.75</b>	<b>27.75</b>	<b>32.75</b>	<b>31.75</b>

CLASS #	COUNTY COUNSEL	FY 2021-22 Adopted	FY 2021-22 Modified	FY 2022-23 Adopted	FY 2023-24 Plan
1501	ADMINISTRATIVE SECRETARY - LEGAL	1.00	1.00	1.00	1.00
0317	ADMINISTRATIVE SERVICES OFFICER- CONF	1.00	1.00	1.00	1.00
1366	ADMINISTRATIVE SERVICES SPECIALIST-CONF	1.00	-	-	-
0320	ADMINISTRATIVE SERVICES TECHNICIAN CONFIDEN	-	1.00	1.00	1.00
0210	ASSISTANT COUNTY COUNSEL	1.00	1.00	1.00	1.00
0534	CHIEF DEPUTY COUNTY COUNSEL	1.00	1.00	1.00	1.00
1357	CIVIL LITIGATION SPECIALIST	3.00	3.00	3.00	3.00
0208	COUNTY COUNSEL	1.00	1.00	1.00	1.00
2543	COUNTY COUNSEL III	5.00	5.00	5.00	5.00
2544	COUNTY COUNSEL IV	6.00	6.00	6.00	6.00
1525	LEGAL SECRETARY II-CONFIDENTIAL	2.00	2.00	2.00	2.00
<b>Total</b>		<b>22.00</b>	<b>22.00</b>	<b>22.00</b>	<b>22.00</b>

CLASS #	CULTURAL SERVICES	FY 2021-22 Adopted	FY 2021-22 Modified	FY 2022-23 Adopted	FY 2023-24 Plan
1409	ACCOUNTING ASSISTANT	0.50	0.50	0.50	0.50
1507	ADMINISTRATIVE ASSISTANT I	2.00	0.80	0.80	0.80
1506	ADMINISTRATIVE ASSISTANT II	-	1.00	1.00	1.00
0319	ADMINISTRATIVE SERVICES ASSOCIATE	1.00	1.00	1.00	1.00
1191	BOX OFFICE ASSISTANT	1.00	1.00	1.00	1.00
1199	CULTURAL SERVICES TECHNICAL COORDINATOR	1.00	1.00	1.00	1.00
0232	DEPUTY DIRECTOR CULTURAL & VISITOR SVCS	1.00	1.00	1.00	1.00
0231	DIRECTOR OF CULTURAL SERVICES	1.00	1.00	1.00	1.00
1193	EVENT SYSTEMS SUPERVISOR	1.00	1.00	1.00	1.00
1190	EVENT/RENTAL MANAGER	1.00	1.00	1.00	1.00
1195	FAIR COORDINATOR	1.00	1.00	1.00	1.00
1194	FRONT OF HOUSE MANAGER	1.00	1.00	1.00	1.00
1132	MARIN CENTER UTILITY WORKER	2.00	2.00	2.00	2.00
0295	MEDIA MANAGER	1.00	1.00	1.00	1.00

<b>Total</b>	<b>14.50</b>	<b>14.30</b>	<b>14.30</b>	<b>14.30</b>
--------------	--------------	--------------	--------------	--------------

<b>CLASS #</b>	<b>DISTRICT ATTORNEY</b>	<b>FY 2021-22 Adopted</b>	<b>FY 2021-22 Modified</b>	<b>FY 2022-23 Adopted</b>	<b>FY 2023-24 Plan</b>
1501	ADMINISTRATIVE SECRETARY - LEGAL	1.00	1.00	1.00	1.00
0319	ADMINISTRATIVE SERVICES ASSOCIATE	2.00	2.00	2.00	2.00
0318	ADMINISTRATIVE SERVICES TECHNICIAN	3.00	3.00	3.00	3.00
0121	ASSISTANT DISTRICT ATTORNEY	1.00	1.00	1.00	1.00
0520	CHIEF DEPUTY DISTRICT ATTORNEY	2.00	2.00	2.00	2.00
1274	CONSUMER & COMMUNITY MEDIATION COORD	1.00	1.00	1.00	1.00
2522	DEPUTY DISTRICT ATTORNEY II	2.00	2.00	2.00	2.00
2522	DEPUTY DISTRICT ATTORNEY II (FIXED)	1.00	2.00	2.00	-
2523	DEPUTY DISTRICT ATTORNEY III	13.00	13.00	13.00	13.00
2524	DEPUTY DISTRICT ATTORNEY IV	9.00	9.00	9.00	9.00
0120	DISTRICT ATTORNEY	1.00	1.00	1.00	1.00
0122	DISTRICT ATTORNEY ADMINISTRATOR	1.00	1.00	1.00	1.00
0518	DISTRICT ATTORNEY INVESTIGATOR	4.00	4.00	4.00	4.00
0518	DISTRICT ATTORNEY INVESTIGATOR (FIXED)	1.00	2.00	2.00	1.00
1415	LEGAL PROCESS ASSISTANT II	6.00	4.00	4.00	4.00
1411	LEGAL PROCESS ASSISTANT II BIL	-	2.00	2.00	2.00
1417	LEGAL PROCESS SPECIALIST	10.00	10.00	10.00	10.00
1368	LEGAL PROCESS SUPERVISOR	1.00	1.00	1.00	1.00
1690	LEGAL RESEARCH ASSISTANT	1.00	1.00	1.00	1.00
1690	LEGAL RESEARCH ASSISTANT (FIXED)	1.00	2.00	1.00	1.00
1524	LEGAL SECRETARY II	5.00	5.00	5.00	5.00
1272	MEDIATION CASE DEVEL-BILINGUAL	1.00	1.00	1.00	1.00
0521	SUPERVISING DISTRICT ATTORNEY INVESTIGATOR	2.00	2.00	2.00	2.00
0956	TECHNOLOGY SYSTEMS COORDINATOR	1.00	1.00	1.00	1.00
0954	TECHNOLOGY SYSTEMS SPECIALIST III	1.00	1.00	1.00	1.00
0954	TECHNOLOGY SYSTEMS SPECIALIST III (FIXED)	0.40	-	-	-
1215	VICTIM WITNESS PROGRAM SUPERVISOR	1.00	1.00	1.00	1.00
1220	VICTIM/WITNESS ADVOCATE	3.00	2.00	2.00	2.00
1220	VICTIM/WITNESS ADVOCATE (FIXED)	1.00	-	-	-
1221	VICTIM/WITNESS ADVOCATE BILINGUAL	1.00	2.00	2.00	2.00
1221	VICTIM/WITNESS ADVOCATE BILINGUAL (FIXED)	1.00	2.00	2.00	1.00
<b>Total</b>		<b>78.40</b>	<b>81.00</b>	<b>80.00</b>	<b>76.00</b>

<b>CLASS #</b>	<b>ELECTIONS</b>	<b>FY 2021-22 Adopted</b>	<b>FY 2021-22 Modified</b>	<b>FY 2022-23 Adopted</b>	<b>FY 2023-24 Plan</b>
0319	ADMINISTRATIVE SERVICES ASSOCIATE	1.00	1.00	1.00	1.00
0133	ASST REGISTRAR OF VOTERS	1.00	1.00	1.00	1.00
1323	ELECTIONS TECHNICIAN II	3.00	3.20	3.20	3.20
1319	ELECTIONS TECHNICIAN III	1.00	1.00	1.00	1.00
0138	REGISTRAR OF VOTERS	1.00	1.00	1.00	1.00
0427	SENIOR PROGRAM COORDINATOR	2.00	2.00	2.00	2.00
0953	TECHNOLOGY SYSTEMS SPECIALIST II	1.00	1.00	1.00	1.00
0953	TECHNOLOGY SYSTEMS SPECIALIST II (FIXED)	-	1.00	1.00	-
<b>Total</b>		<b>10.00</b>	<b>11.20</b>	<b>11.20</b>	<b>10.20</b>

<b>CLASS #</b>	<b>UC COOPERATIVE EXTENSION MARIN</b>	<b>FY 2021-22 Adopted</b>	<b>FY 2021-22 Modified</b>	<b>FY 2022-23 Adopted</b>	<b>FY 2023-24 Plan</b>
0318	ADMINISTRATIVE SERVICES TECHNICIAN	1.00	1.00	1.00	1.00
1342	OFFICE ASSISTANT III BILINGUAL	0.90	0.90	0.90	0.90
<b>Total</b>		<b>1.90</b>	<b>1.90</b>	<b>1.90</b>	<b>1.90</b>

<b>CLASS #</b>	<b>DEPARTMENT OF FINANCE</b>	<b>FY 2021-22 Adopted</b>	<b>FY 2021-22 Modified</b>	<b>FY 2022-23 Adopted</b>	<b>FY 2023-24 Plan</b>
0370	ACCOUNTANT II	7.00	7.00	7.00	7.00
1409	ACCOUNTING ASSISTANT	5.00	5.00	5.00	5.00
1404	ACCOUNTING TECHNICIAN	3.00	4.00	4.00	4.00
0379	ACCOUNTING UNIT MANAGER	4.00	4.00	4.00	4.00

1502	ADMINISTRATIVE ASSISTANT III	1.00	1.00	1.00	1.00
0319	ADMINISTRATIVE SERVICES ASSOCIATE	2.00	2.00	2.00	2.00
0318	ADMINISTRATIVE SERVICES TECHNICIAN	1.00	1.00	1.00	1.00
0318	ADMINISTRATIVE SERVICES TECHNICIAN (FIXED)	1.00	1.00	1.00	-
0144	ASSISTANT DIRECTOR OF FINANCE	1.00	1.00	1.00	1.00
0372	AUDIT MANAGER	1.00	1.00	1.00	1.00
0375	AUDITOR II	1.00	1.00	1.00	1.00
0339	BUSINESS SYSTEMS ANALYST (FIXED)	-	1.00	1.00	-
0340	BUSINESS/ERP SYSTEMS ANALYST	1.00	1.00	1.00	1.00
0526	CHIEF DEPUTY PUBLIC ADMINISTRATOR	1.00	1.00	1.00	1.00
0332	COLLECTIONS MANAGER	-	-	-	-
0330	COLLECTIONS OFFICER I	2.00	2.00	2.00	2.00
0336	COLLECTIONS OFFICER II	1.00	1.00	1.00	1.00
0363	DEPARTMENT OF FINANCE DIVISION CHIEF	4.00	4.00	4.00	4.00
0516	DEPUTY PUBLIC ADMINISTRATOR II	2.00	2.00	2.00	2.00
0125	DIRECTOR OF FINANCE	1.00	1.00	1.00	1.00
0395	FINANCIAL SYSTEMS ANALYST	5.00	4.00	4.00	4.00
0365	PAYROLL ACCOUNTING TECHNICIAN	1.00	1.00	1.00	1.00
0365	PAYROLL ACCOUNTING TECHNICIAN (FIXED)	1.00	1.00	1.00	-
0387	PAYROLL MANAGER	1.00	1.00	1.00	1.00
0373	SENIOR ACCOUNTANT	7.00	6.00	6.00	6.00
1408	SENIOR ACCOUNTING ASSISTANT	6.00	5.00	5.00	5.00
0367	SENIOR PAYROLL ACCOUNTING TECHNICIAN	2.00	2.00	2.00	2.00
<b>Total</b>		<b>62.00</b>	<b>61.00</b>	<b>61.00</b>	<b>58.00</b>

<b>CLASS #</b>	<b>MARIN COUNTY FIRE</b>	<b>FY 2021-22 Adopted</b>	<b>FY 2021-22 Modified</b>	<b>FY 2022-23 Adopted</b>	<b>FY 2023-24 Plan</b>
1404	ACCOUNTING TECHNICIAN	1.00	1.00	1.00	1.00
0319	ADMINISTRATIVE SERVICES ASSOCIATE	1.00	1.00	2.00	2.00
0313	ADMINISTRATIVE SERVICES MANAGER	1.00	1.00	1.00	1.00
0318	ADMINISTRATIVE SERVICES TECHNICIAN	1.00	1.00	2.00	2.00
0390	DEPARTMENT ANALYST II	-	-	1.00	1.00
0215	DEPUTY DIRECTOR OF FIRE	1.00	1.00	1.00	1.00
0225	DEPUTY FIRE CHIEF	1.00	1.00	1.00	1.00
1041	EMERGENCY MEDICAL SERVICES SPECIALIST (FIXED)	-	1.00	1.00	1.00
0744	FIRE BATTALION CHIEF - 40 HOURS	3.00	3.00	3.00	3.00
0748	FIRE CAPTAIN - 40 HOURS	5.00	4.00	4.00	4.00
0730	FIRE CAPTAIN - 56 HOURS	11.00	12.00	12.00	12.00
0221	FIRE CHIEF	1.00	1.00	1.00	1.00
0727	FIRE DISPATCHER	3.00	3.00	3.00	3.00
0737	FIRE ENGINEER - 56 HOURS	19.00	19.00	19.00	19.00
0749	FIRE ENGINEER PARAMEDIC - 40 HOURS	-	1.00	1.00	1.00
0749	FIRE ENGINEER PARAMEDIC - 40 HOURS (FIXED)	-	3.00	3.00	1.00
0735	FIRE ENGINEER PARAMEDIC - 56 HOURS	23.00	21.00	21.00	21.00
0735	FIRE ENGINEER PARAMEDIC - 56 HOURS (FIXED)	-	-	-	-
0731	FIRE HEAVY EQUIPMENT OPERATOR	3.00	3.00	3.00	3.00
0725	FIRE INSPECTOR	-	-	1.00	1.00
0725	FIRE INSPECTOR (FIXED)	1.00	1.00	1.00	1.00
0745	FIRE OPERATIONS BATTALION CHIEF - 56 HOURS	3.00	3.00	3.00	3.00
0733	FIREFIGHTER	6.00	6.00	6.00	6.00
0733	FIREFIGHTER (FIXED)	4.00	4.00	4.00	4.00
0739	FIREFIGHTER PARAMEDIC	11.00	12.00	12.00	12.00
0739	FIREFIGHTER PARAMEDIC (FIXED)	-	-	-	-
0728	SENIOR FIRE CAPTAIN	6.00	6.00	6.00	6.00
<b>Total</b>		<b>105.00</b>	<b>109.00</b>	<b>113.00</b>	<b>111.00</b>

<b>CLASS #</b>	<b>HEALTH AND HUMAN SERVICES (H&amp;HS)</b>	<b>FY 2021-22 Adopted</b>	<b>FY 2021-22 Modified</b>	<b>FY 2022-23 Adopted</b>	<b>FY 2023-24 Plan</b>
0370	ACCOUNTANT II	11.00	11.00	11.00	11.00
1409	ACCOUNTING ASSISTANT	4.50	4.50	4.50	4.50
1404	ACCOUNTING TECHNICIAN	4.00	4.00	4.00	4.00

1507	ADMINISTRATIVE ASSISTANT I	2.00	2.00	2.00	2.00
1506	ADMINISTRATIVE ASSISTANT II	6.00	5.35	5.35	5.35
1502	ADMINISTRATIVE ASSISTANT III	1.00	1.00	1.00	1.00
0319	ADMINISTRATIVE SERVICES ASSOCIATE	12.00	13.00	13.00	13.00
0319	ADMINISTRATIVE SERVICES ASSOCIATE (FIXED)	1.00	1.00	1.00	-
0313	ADMINISTRATIVE SERVICES MANAGER	1.00	1.00	1.00	1.00
0309	ADMINISTRATIVE SERVICES OFFICER	3.00	3.00	3.00	3.00
0317	ADMINISTRATIVE SERVICES OFFICER- CONF	1.00	1.00	1.00	1.00
0318	ADMINISTRATIVE SERVICES TECHNICIAN	10.50	11.50	11.50	11.50
1406	ASSISTANT CHIEF FISCAL OFFICER-H&HS	3.00	3.00	3.00	3.00
0265	ASSISTANT DIRECTOR H&HS- BHRS	1.00	1.00	1.00	1.00
0237	ASSISTANT DIRECTOR H&HS -SOCIAL SERVICES	1.00	1.00	1.00	1.00
0993	BEHAVIORAL HEALTH CARE ASSISTANT	1.50	1.50	1.50	1.50
0272	BHRS DIVISION DIRECTOR	5.00	5.00	5.00	5.00
0266	BHRS OPERATIONS DIRECTOR	1.00	1.00	1.00	1.00
0995	BHRS PEER COUNSELOR II	3.00	6.00	6.00	6.00
0995	BHRS PEER COUNSELOR II (FIXED)	0.50	1.00	1.00	0.50
0428	BHRS PEER PROGRAM COORDINATOR (FIXED)	1.50	1.00	1.00	1.00
0271	BHRS PROGRAM MANAGER	4.00	6.00	6.00	6.00
0277	BHRS UNIT SUPERVISOR	17.00	18.00	18.00	18.00
0236	CHIEF ASSISTANT DIRECTOR H&HS	3.00	2.00	2.00	2.00
1400	CHIEF FISCAL OFFICER-H&HS	1.00	1.00	1.00	1.00
1382	CHIEF INVESTIGATOR SPECIAL INVEST UNIT	1.00	1.00	1.00	1.00
1016	CHIEF THERAPIST	1.00	-	-	-
1243	CHILD WELFARE WORKER II	15.60	15.80	15.80	15.80
1246	CHILD WELFARE WORKER II BILINGUAL	13.00	13.00	13.00	13.00
1083	CLINICAL PSYCHOLOGIST II	3.00	3.00	3.00	3.00
1088	CLINICAL PSYCHOLOGIST II BILINGUAL	2.00	2.00	2.00	2.00
0336	COLLECTIONS OFFICER II	1.00	1.00	1.00	1.00
0341	COMPLIANCE PRIVACY & SECURITY OFFICER	1.00	1.00	1.00	1.00
0242	COUNTY PUBLIC HEALTH OFFICER	1.00	1.00	1.00	1.00
1485	CRISIS SPECIALIST III	2.00	2.00	2.00	2.00
1078	DENTAL HYGIENIST	0.80	0.80	0.80	0.80
0390	DEPARTMENT ANALYST II	15.00	15.00	15.00	15.00
0390	DEPARTMENT ANALYST II (FIXED)	-	2.00	2.00	1.00
1275	DEPUTY PUBLIC GUARDIAN/CONSERV/INVEST II	6.00	6.00	6.00	6.00
0228	DEPUTY PUBLIC HEALTH OFFICER	1.00	1.00	1.00	1.00
1472	DETENTION LICENSED VOCATIONAL NURSE	2.30	2.30	2.30	2.30
1467	DETENTION NURSE PRACTITIONER	1.40	1.40	1.40	1.40
1468	DETENTION REGISTERED NURSE	8.60	8.60	8.60	8.60
0238	DIRECTOR OF HEALTH & HUMAN SERVICES	2.00	1.00	1.00	1.00
1396	ELIGIBILITY ASSISTANT	3.00	3.00	3.00	3.00
1395	ELIGIBILITY PROGRAM SPECIALIST	2.00	2.00	2.00	2.00
1399	ELIGIBILITY SPECIALIST	3.00	3.00	3.00	3.00
1399	ELIGIBILITY SPECIALIST (FIXED)	-	2.00	2.00	2.00
1381	ELIGIBILITY SUPERVISOR	15.00	16.00	16.00	16.00
1381	ELIGIBILITY SUPERVISOR (FIXED)	-	1.00	1.00	1.00
1386	ELIGIBILITY WORKER II	33.00	31.00	31.00	31.00
1388	ELIGIBILITY WORKER II-BILINGUAL	62.00	63.00	63.00	63.00
1385	ELIGIBILITY WORKER III	11.00	11.00	11.00	11.00
1393	ELIGIBILITY WORKER III-BILINGUAL	12.00	14.00	14.00	14.00
1040	EMERGENCY MEDICAL SERVICES ADMINISTRATOR	1.00	1.00	1.00	1.00
1041	EMERGENCY MEDICAL SERVICES SPECIALIST	2.00	2.00	2.00	2.00
1223	EMPLOYMENT DEVELOPMENT COUNSELOR	15.50	10.50	10.50	10.50
1228	EMPLOYMENT DEVELOPMENT COUNSELOR-BIL	3.00	7.00	7.00	7.00
1037	EPIDEMIOLOGIST	3.45	3.45	3.45	3.45
1037	EPIDEMIOLOGIST (FIXED)	1.00	1.00	1.00	-
1038	EPIDEMIOLOGY MANAGER	1.00	1.00	1.00	1.00
0430	EQUITY MANAGER	1.00	1.00	1.00	1.00
0381	FINANCE SERVICES SUPERVISOR	1.00	1.00	1.00	1.00
0338	HEALTH & HUMAN SERVICES FACILITIES MGR	1.00	1.00	1.00	1.00

1032	HEALTH EDUCATOR - BILINGUAL	1.00	1.00	1.00	1.00
0325	HUMAN RESOURCES ANALYST II	3.00	3.00	3.00	3.00
0386	HUMAN RESOURCES TECHNICIAN	2.00	2.00	2.00	2.00
1417	LEGAL PROCESS SPECIALIST	2.00	2.00	2.00	2.00
1486	LICENSED CRISIS SPECIALIST	17.10	18.10	18.10	18.10
1486	LICENSED CRISIS SPECIALIST (FIXED)	3.00	3.00	1.00	-
1087	LICENSED MENTAL HEALTH PRACTITIONER	12.50	12.50	12.50	12.50
1091	LICENSED MENTAL HEALTH PRACTITIONER-BIL	9.20	9.00	9.00	9.00
0295	MEDIA MANAGER	1.00	1.00	1.00	1.00
0294	MEDIA SPECIALIST	2.00	2.00	2.00	2.00
1072	MEDICAL DIRECTOR-MENTAL HEALTH	1.00	1.00	1.00	1.00
1327	MEDICAL RECORDS SUPERVISOR	1.00	1.00	1.00	1.00
1451	MENTAL HEALTH NURSE PRACTITIONER	5.55	5.55	5.55	5.55
1089	MENTAL HEALTH PRACTITIONER	15.50	16.50	16.50	16.50
1089	MENTAL HEALTH PRACTITIONER (FIXED)	4.00	4.00	4.00	4.00
1090	MENTAL HEALTH PRACTITIONER-BILINGUAL	21.00	23.00	23.00	23.00
1090	MENTAL HEALTH PRACTITIONER-BILINGUAL (FIXED)	-	1.00	1.00	1.00
1449	MENTAL HEALTH REGISTERED NURSE	7.55	7.55	7.55	7.55
1469	NURSING SERVICES MANAGER	5.00	3.00	3.00	3.00
1019	OCCUPATIONAL THERAPIST	2.60	2.60	2.60	2.60
1344	OFFICE ASSISTANT II (FIXED)	1.00	2.00	2.00	-
1341	OFFICE ASSISTANT III	34.80	24.80	24.80	25.80
1342	OFFICE ASSISTANT III BILINGUAL	25.00	36.50	36.50	36.50
1353	OFFICE SERVICES SUPERVISOR	6.00	6.00	6.00	6.00
1365	OFFICE SPECIALIST	5.00	5.00	5.00	5.00
0365	PAYROLL ACCOUNTING TECHNICIAN	1.00	1.00	1.00	1.00
1020	PHYSICAL THERAPIST	2.68	2.68	2.68	2.68
0321	PRINCIPAL HUMAN RESOURCES ANALYST	1.00	1.00	1.00	1.00
0910	PRINCIPAL SYSTEMS ANALYST	1.00	1.00	1.00	1.00
0426	PROGRAM COORDINATOR	3.00	4.00	4.00	4.00
0426	PROGRAM COORDINATOR (FIXED)	1.75	3.75	3.75	1.00
0420	PROGRAM SPECIALIST CCS-BIL	1.00	1.00	1.00	1.00
1219	PUBLIC GUARDIAN/CONSERVATOR	1.00	1.00	1.00	1.00
1070	PUBLIC HEALTH DIVISION DIRECTOR	3.00	4.00	4.00	4.00
1070	PUBLIC HEALTH DIVISION DIRECTOR (FIXED)	1.00	1.00	1.00	-
0808	PUBLIC HEALTH INVESTIGATOR II -BILINGUAL	1.00	1.00	1.00	1.00
0808	PUBLIC HEALTH INVESTIGATOR II -BILINGUAL (FIXED)	4.00	4.00	4.00	-
1004	PUBLIC HEALTH NURSE II	4.50	4.50	4.50	4.50
1005	PUBLIC HEALTH NURSE II - BILINGUAL	1.00	1.00	1.00	1.00
1004	PUBLIC HEALTH NURSE II (FIXED)	4.00	5.00	5.00	-
1079	PUBLIC HEALTH PROGRAM MANAGER	3.80	3.80	3.80	3.80
1079	PUBLIC HEALTH PROGRAM MANAGER (FIXED)	1.00	2.00	2.00	-
0285	PUBLIC HEALTH UNIT SUPERVISOR	-	1.00	1.00	1.00
0285	PUBLIC HEALTH UNIT SUPERVISOR (FIXED)	-	2.00	2.00	1.00
0281	QUALITY IMPROVEMENT COORDINATOR	1.00	1.00	1.00	1.00
1408	SENIOR ACCOUNTING ASSISTANT	6.00	6.00	6.00	6.00
1257	SENIOR CHILD WELFARE WORKER	6.00	6.00	6.00	6.00
0391	SENIOR DEPARTMENT ANALYST	8.00	8.00	8.00	8.00
0391	SENIOR DEPARTMENT ANALYST (FIXED)	1.00	2.00	2.00	-
0324	SENIOR HUMAN RESOURCES ANALYST	2.00	2.00	2.00	2.00
1027	SENIOR NUTRITIONIST	1.00	1.00	1.00	1.00
0427	SENIOR PROGRAM COORDINATOR	16.75	17.75	17.75	17.75
0427	SENIOR PROGRAM COORDINATOR (FIXED)	4.00	4.00	3.00	-
1002	SENIOR PUBLIC HEALTH NURSE	4.00	4.00	4.00	4.00
1002	SENIOR PUBLIC HEALTH NURSE (FIXED)	1.00	2.00	2.00	1.00
1031	SENIOR PUBLIC HEALTH NURSE-BILINGUAL	1.45	1.45	1.45	1.45
1009	SENIOR REGISTERED NURSE	0.85	0.85	0.85	0.85
1252	SENIOR SOCIAL SERVICE WORKER	7.00	7.00	7.00	7.00
1230	SENIOR SUPPORT SERVICES WORKER	5.00	3.00	3.00	3.00
1232	SENIOR SUPPORT SERVICES WORKER-BIL	3.00	5.00	5.00	5.00
1017	SENIOR THERAPIST	0.80	-	-	-

0352	SOCIAL SERVICE PROGRAM MANAGER	12.00	13.00	13.00	13.00
0275	SOCIAL SERVICE UNIT SUPERVISOR	14.00	15.00	15.00	15.00
0275	SOCIAL SERVICE UNIT SUPERVISOR (FIXED)	2.00	-	-	-
1241	SOCIAL SERVICE WORKER I	3.00	5.00	5.00	5.00
1241	SOCIAL SERVICE WORKER I (FIXED)	1.00	1.00	1.00	-
1233	SOCIAL SERVICE WORKER I-BILINGUAL	3.75	3.75	3.75	3.75
1239	SOCIAL SERVICE WORKER II	18.80	12.80	12.80	12.80
1239	SOCIAL SERVICE WORKER II (FIXED)	-	1.00	1.00	1.00
1234	SOCIAL SERVICE WORKER II-BILINGUAL	6.50	13.50	13.50	13.50
0274	SOCIAL SERVICES DIVISION DIRECTOR	4.00	4.00	4.00	4.00
1081	STAFF PSYCHIATRIST	4.45	4.45	4.45	4.45
1448	SUPERVISING BEHAVIORAL HEALTH NURSE	1.00	1.00	1.00	1.00
1224	SUPERVISING EMPLOYMENT DEVELOPMENT COUNS	3.00	3.00	3.00	3.00
1018	SUPERVISING PEDIATRIC THERAPIST		1.00	1.00	1.00
1003	SUPERVISING PUBLIC HEALTH NURSE	1.75	1.75	1.75	1.75
1003	SUPERVISING PUBLIC HEALTH NURSE (FIXED)	1.00	1.00	1.00	-
1225	SUPPORT SERVICE WORKER I	6.75	4.75	4.75	4.75
1226	SUPPORT SERVICE WORKER I-BILINGUAL	5.00	7.00	7.00	7.00
1226	SUPPORT SERVICE WORKER I-BILINGUAL (FIXED)	2.00	2.00	2.00	-
1227	SUPPORT SERVICE WORKER II	4.00	4.00	4.00	4.00
1227	SUPPORT SERVICE WORKER II (FIXED)	1.00	1.00	-	-
1229	SUPPORT SERVICE WORKER II-BILINGUAL	12.25	13.25	13.25	13.25
0951	SYSTEMS TECHNICIAN	1.00	1.00	1.00	1.00
0956	TECHNOLOGY SYSTEMS COORDINATOR	3.00	3.00	3.00	3.00
0953	TECHNOLOGY SYSTEMS SPECIALIST II	8.00	8.00	8.00	8.00
0953	TECHNOLOGY SYSTEMS SPECIALIST II (FIXED)	1.00	1.00	1.00	-
0954	TECHNOLOGY SYSTEMS SPECIALIST III	3.00	3.00	3.00	3.00
1023	THERAPY AIDE	1.00	1.00	1.00	1.00
1222	VETERAN SERVICES REPRESENTATIVE (FIXED)	-	1.00	1.00	1.00
1218	VETERANS SERVICE OFFICER	1.00	1.00	1.00	1.00
0333	VITAL STATISTICS CLERK	1.50	1.50	1.50	1.50
1384	WELFARE FRAUD INVESTIGATOR	3.00	3.00	3.00	3.00
0997	WIC BREASTFEEDING PEER COUNSELOR	1.20	1.20	1.20	1.20
0996	WIC LACTATION CONSULTANT	0.60	0.60	0.60	0.60
<b>Total</b>		<b>772.08</b>	<b>806.13</b>	<b>802.13</b>	<b>769.88</b>

<b>CLASS #</b>	<b>HUMAN RESOURCES</b>	<b>FY 2021-22 Adopted</b>	<b>FY 2021-22 Modified</b>	<b>FY 2022-23 Adopted</b>	<b>FY 2023-24 Plan</b>
1502	ADMINISTRATIVE ASSISTANT III	1.00	1.00	1.00	1.00
0317	ADMINISTRATIVE SERVICES OFFICER- CONF	1.00	1.00	1.00	1.00
0209	ASSISTANT DIRECTOR OF HUMAN RESOURCES	1.00	1.00	1.00	1.00
0339	BUSINESS SYSTEMS ANALYST (FIXED)	-	1.00	1.00	-
0340	BUSINESS/ERP SYSTEMS ANALYST	1.00	3.00	3.00	3.00
0322	DEPUTY DIRECTOR HUMAN RESOURCES	1.00	1.00	1.00	1.00
0204	DIRECTOR OF HUMAN RESOURCES	1.00	1.00	1.00	1.00
0323	EMPLOYEE BENEFITS MANAGER	2.00	-	-	-
0253	EQUAL EMPLOYMENT OPPORTUNITY DIRECTOR	1.00	1.00	1.00	1.00
0393	EQUAL EMPLOYMENT SPECIALIST	1.00	1.00	1.00	1.00
0325	HUMAN RESOURCES ANALYST II	10.50	10.50	10.50	10.50
0386	HUMAN RESOURCES TECHNICIAN	7.50	7.50	7.50	7.50
1343	OFFICE ASSISTANT III CONFIDENTIAL	1.00	1.00	1.00	1.00
0321	PRINCIPAL HUMAN RESOURCES ANALYST	3.00	4.00	4.00	4.00
0324	SENIOR HUMAN RESOURCES ANALYST	5.00	4.00	4.00	4.00
0385	SENIOR HUMAN RESOURCES TECHNICIAN	1.00	1.00	1.00	1.00
0427	SENIOR PROGRAM COORDINATOR	-	1.00	1.00	1.00
<b>Total</b>		<b>38.00</b>	<b>40.00</b>	<b>40.00</b>	<b>39.00</b>

<b>CLASS #</b>	<b>INFORMATION SERVICES AND TECHNOLOGY (IST)</b>	<b>FY 2021-22 Adopted</b>	<b>FY 2021-22 Modified</b>	<b>FY 2022-23 Adopted</b>	<b>FY 2023-24 Plan</b>
1506	ADMINISTRATIVE ASSISTANT II	1.00	1.00	1.00	1.00
0319	ADMINISTRATIVE SERVICES ASSOCIATE	2.00	2.00	2.00	2.00



0309	ADMINISTRATIVE SERVICES OFFICER	1.00	1.00	1.00	1.00
0318	ADMINISTRATIVE SERVICES TECHNICIAN	2.00	2.00	2.00	2.00
0962	ADVANCED SYSTEMS ENGINEER	11.00	11.00	11.00	11.00
0962	ADVANCED SYSTEMS ENGINEER (FIXED)	-	3.00	3.00	-
0212	ASSISTANT DIRECTOR IST	1.00	1.00	1.00	1.00
0226	CHIEF ASSISTANT DIRECTOR OF IST	1.00	1.00	1.00	1.00
0224	CHIEF INFORMATION OFFICER	1.00	1.00	1.00	1.00
0970	CHIEF INFORMATION SECURITY OFFICER	1.00	1.00	1.00	1.00
0390	DEPARTMENT ANALYST II (FIXED)	-	1.00	1.00	-
0211	DEPUTY DIRECTOR IST	1.00	1.00	1.00	1.00
0965	IT MANAGER	9.00	9.00	9.00	9.00
0964	LEAD SYSTEMS ENGINEER	10.00	11.00	11.00	11.00
0305	PRINCIPAL ADMINISTRATIVE ANALYST	1.00	1.00	1.00	1.00
0910	PRINCIPAL SYSTEMS ANALYST	6.00	5.00	5.00	5.00
0963	SENIOR SYSTEMS ENGINEER	36.00	36.00	36.00	36.00
0963	SENIOR SYSTEMS ENGINEER (FIXED)	1.00	1.00	1.00	-
0961	SYSTEMS ENGINEER	5.00	5.00	5.00	5.00
0961	SYSTEMS ENGINEER (FIXED)	-	1.00	1.00	1.00
<b>Total</b>		<b>90.00</b>	<b>95.00</b>	<b>95.00</b>	<b>90.00</b>

CLASS #	MARIN COUNTY FREE LIBRARY	FY 2021-22 Adopted	FY 2021-22 Modified	FY 2022-23 Adopted	FY 2023-24 Plan
1506	ADMINISTRATIVE ASSISTANT II	1.00	1.00	1.00	1.00
0319	ADMINISTRATIVE SERVICES ASSOCIATE	3.00	3.00	3.00	3.00
0313	ADMINISTRATIVE SERVICES MANAGER	1.00	1.00	1.00	1.00
0318	ADMINISTRATIVE SERVICES TECHNICIAN	3.00	3.00	3.00	3.00
0222	ASSISTANT DIRECTOR OF LIBRARY	1.00	1.00	1.00	1.00
1370	COMMUNITY LIBRARY SPECIALIST	8.10	8.60	8.60	8.60
0251	DEPUTY DIRECTOR COUNTY LIBRARY SERVICES	1.00	1.00	1.00	1.00
0248	DIRECTOR OF COUNTY LIBRARY SERVICES	1.00	1.00	1.00	1.00
0405	LIBRARIAN I	11.30	11.30	11.30	11.30
0404	LIBRARIAN II	11.00	11.00	11.00	11.00
1377	LIBRARY AIDE	11.66	11.66	11.66	11.66
1376	LIBRARY ASSISTANT I	10.43	10.43	10.43	10.43
1375	LIBRARY ASSISTANT II	14.50	14.50	14.50	14.50
1371	LIBRARY DESK SUPERVISOR	4.00	4.00	4.00	4.00
0400	LIBRARY SERVICES MANAGER	1.00	1.00	1.00	1.00
0400	LIBRARY SERVICES MANAGER (FIXED)	1.00	1.00	1.00	-
1363	LIBRARY TECHNICAL ASSISTANT II	7.00	7.00	7.00	7.00
1364	LIBRARY TECHNOLOGY PROGRAM COORDINATOR	2.00	2.00	2.00	2.00
0398	MARINET SYSTEMS ADMINISTRATOR	1.00	1.00	1.00	1.00
0293	MEDIA TECHNICIAN	1.75	1.75	1.75	1.75
1373	MOBILE LIBRARY ASSISTANT	1.80	1.80	1.80	1.80
0402	SENIOR LIBRARIAN	9.00	9.00	9.00	9.00
0955	SUPV TECHNOLOGY SYSTEMS SPECIALIST	1.00	1.00	1.00	1.00
0953	TECHNOLOGY SYSTEMS SPECIALIST II	3.00	3.00	3.00	3.00
<b>Total</b>		<b>110.54</b>	<b>111.04</b>	<b>111.04</b>	<b>110.04</b>

CLASS #	MARIN COUNTY PARKS & OPEN SPACE	FY 2021-22 Adopted	FY 2021-22 Modified	FY 2022-23 Adopted	FY 2023-24 Plan
1409	ACCOUNTING ASSISTANT	1.00	1.00	1.00	1.00
1506	ADMINISTRATIVE ASSISTANT II	1.00	1.00	1.00	1.00
0319	ADMINISTRATIVE SERVICES ASSOCIATE	3.00	3.00	3.00	3.00
0313	ADMINISTRATIVE SERVICES MANAGER	1.00	1.00	1.00	1.00
0318	ADMINISTRATIVE SERVICES TECHNICIAN	2.00	2.00	2.00	2.00
0257	ASSISTANT DIRECTOR PARKS & OPEN SPACE	1.00	1.00	1.00	1.00
0688	CHIEF OF NATURAL RESOURCES & SCIENCE	1.00	1.00	1.00	1.00
1155	CHIEF PARK RANGER	3.00	3.00	3.00	3.00
0227	DIRECTOR OF PARKS & OPEN SPACE	1.00	1.00	1.00	1.00
1115	EQUIPMENT MAINTENANCE SUPERVISOR	1.00	1.00	1.00	1.00
0679	LANDSCAPE ARCHITECT OR DESIGNER	1.00	1.00	1.00	1.00

0679	LANDSCAPE ARCHITECT OR DESIGNER (FIXED)	2.00	2.00	2.00	-
1143	LANDSCAPE SERVICES SUPERVISOR	2.00	1.00	1.00	1.00
1144	LANDSCAPE SERVICES WORKER II	5.00	5.00	5.00	5.00
0649	MAINTENANCE EQUIPMENT OPERATOR	3.00	3.00	3.00	3.00
0649	MAINTENANCE EQUIPMENT OPERATOR (FIXED)	1.00	1.00	1.00	-
0295	MEDIA MANAGER	1.00	1.00	1.00	1.00
0294	MEDIA SPECIALIST	2.00	2.00	2.00	2.00
0293	MEDIA TECHNICIAN (FIXED)	1.00	1.00	1.00	-
1341	OFFICE ASSISTANT III	2.00	2.00	2.00	2.00
0614	OPEN SPACE INTERPRETIVE NATURALIST	1.00	1.00	1.00	1.00
0623	OPEN SPACE PARK RANGER	7.00	7.00	7.00	7.00
0623	OPEN SPACE PARK RANGER (FIXED)	4.00	4.00	4.00	-
0598	OPEN SPACE PLANNER	1.00	1.00	1.00	1.00
1121	PARK EQUIPMENT MECHANIC II	1.00	1.00	1.00	1.00
1157	PARK RANGER	8.00	8.00	8.00	8.00
1157	PARK RANGER (FIXED)	1.00	1.00	1.00	-
1141	PARK/OPEN SPACE SUPERINTENDENT	4.00	4.00	4.00	4.00
0687	PLANNING MANAGER	1.00	1.00	1.00	1.00
0677	PRINCIPAL LANDSCAPE ARCHITECT	1.00	1.00	1.00	1.00
0606	PRINCIPAL PLANNER	2.00	2.00	2.00	2.00
0618	RESOURCE SPECIALIST GIS	3.00	3.00	3.00	3.00
0618	RESOURCE SPECIALIST GIS (FIXED)	2.00	3.00	3.00	1.00
0678	SENIOR LANDSCAPE ARCHITECT OR DESIGNER	2.00	2.00	2.00	2.00
0599	SENIOR OPEN SPACE PLANNER	3.00	3.00	3.00	3.00
0650	SUPERVISING EQUIPMENT OPERATOR	1.00	1.00	1.00	1.00
0624	SUPERVISING OPEN SPACE PARK RANGER	2.00	2.00	2.00	2.00
1156	SUPERVISING PARK RANGER	5.00	6.00	6.00	6.00
0617	VEGETATION & FIRE ECOLOGIST	1.00	1.00	1.00	1.00
0611	VOLUNTEER PROGRAM COORDINATOR	2.00	2.00	2.00	2.00
1170	WATER & IRRIGATION SPECIALIST	1.00	1.00	1.00	1.00
<b>Total</b>		<b>88.00</b>	<b>89.00</b>	<b>89.00</b>	<b>78.00</b>

CLASS #	PROBATION	FY 2021-22 Adopted	FY 2021-22 Modified	FY 2022-23 Adopted	FY 2023-24 Plan
1404	ACCOUNTING TECHNICIAN	2.00	2.00	2.00	2.00
0319	ADMINISTRATIVE SERVICES ASSOCIATE	3.00	3.00	3.00	3.00
0396	ADMINISTRATIVE SERVICES DIRECTOR	1.00	1.00	1.00	1.00
0318	ADMINISTRATIVE SERVICES TECHNICIAN	1.00	1.00	1.00	1.00
1281	ADULT OFFENDER WORK PROGRAM COORDINATOR	1.00	1.00	1.00	1.00
0277	BHRS UNIT SUPERVISOR	1.00	1.00	1.00	1.00
0217	CHIEF DEPUTY PROBATION OFFICER	1.00	1.00	1.00	1.00
0216	CHIEF PROBATION OFFICER	1.00	1.00	1.00	1.00
1147	COOK	1.00	1.00	1.00	1.00
1294	DEPUTY PROBATION OFFICER II	33.00	32.00	32.00	32.00
1296	DEPUTY PROBATION OFFICER II BILINGUAL	10.00	10.00	10.00	10.00
1206	DIRECTOR OF PROBATION SERVICES - SAFETY	3.00	4.00	4.00	4.00
1154	FOOD SERVICES SUPERVISOR	1.00	1.00	1.00	1.00
1150	HOUSEKEEPER	0.75	0.75	0.75	0.75
1583	JUVENILE CORRECTIONS OFFICER II	2.00	2.00	2.00	2.00
1683	JUVENILE CORRECTIONS OFFICER II - BIL	2.00	2.00	2.00	2.00
1584	JUVENILE CORRECTIONS OFFICER III	6.00	6.00	6.00	6.00
1417	LEGAL PROCESS SPECIALIST	10.00	10.00	10.00	10.00
1087	LICENSED MENTAL HEALTH PRACTITIONER	1.00	1.00	1.00	1.00
1089	MENTAL HEALTH PRACTITIONER	1.00	1.00	1.00	1.00
1090	MENTAL HEALTH PRACTITIONER-BILINGUAL	1.00	1.00	1.00	1.00
1341	OFFICE ASSISTANT III	1.00	1.00	1.00	1.00
1342	OFFICE ASSISTANT III BILINGUAL	1.00	1.00	1.00	1.00
1365	OFFICE SPECIALIST	1.00	1.00	1.00	1.00
1205	PROBATION SUPERVISOR-SAFETY	13.00	13.00	13.00	13.00
0426	PROGRAM COORDINATOR	2.00	2.00	2.00	2.00
1289	SENIOR DEPUTY PROBATION OFFICER	8.00	8.00	8.00	8.00

1297	SENIOR DEPUTY PROBATION OFFICER BILINGUAL	1.00	1.00	1.00	1.00
0427	SENIOR PROGRAM COORDINATOR	1.00	1.00	1.00	1.00
0954	TECHNOLOGY SYSTEMS SPECIALIST III	1.00	1.00	1.00	1.00
<b>Total</b>		<b>111.75</b>	<b>111.75</b>	<b>111.75</b>	<b>111.75</b>

CLASS #	PUBLIC DEFENDER	FY 2021-22 Adopted	FY 2021-22 Modified	FY 2022-23 Adopted	FY 2023-24 Plan
0309	ADMINISTRATIVE SERVICES OFFICER	1.00	1.00	1.00	1.00
0214	ASSISTANT PUBLIC DEFENDER	1.00	1.00	1.00	1.00
0501	CHIEF DEPUTY PUBLIC DEFENDER	2.00	2.00	2.00	2.00
0511	CHIEF PUBLIC DEFENDER INVESTIGATOR	1.00	1.00	1.00	1.00
2532	DEPUTY PUBLIC DEFENDER II	5.00	5.00	5.00	5.00
2533	DEPUTY PUBLIC DEFENDER III	8.75	8.75	9.75	9.75
2533	DEPUTY PUBLIC DEFENDER III (FIXED)	0.75	0.75	0.75	-
2534	DEPUTY PUBLIC DEFENDER IV	5.00	5.00	5.00	5.00
1417	LEGAL PROCESS SPECIALIST	5.65	5.65	5.65	5.65
1368	LEGAL PROCESS SUPERVISOR	1.00	1.00	1.00	1.00
1524	LEGAL SECRETARY II	1.00	1.00	1.00	1.00
0213	PUBLIC DEFENDER	1.00	1.00	1.00	1.00
0513	PUBLIC DEFENDER INVESTIGATOR II	3.00	3.00	3.00	3.00
<b>Total</b>		<b>36.15</b>	<b>36.15</b>	<b>37.15</b>	<b>36.40</b>

CLASS #	DEPARTMENT OF PUBLIC WORKS	FY 2021-22 Adopted	FY 2021-22 Modified	FY 2022-23 Adopted	FY 2023-24 Plan
1409	ACCOUNTING ASSISTANT	1.00	1.00	1.00	1.00
1404	ACCOUNTING TECHNICIAN	3.00	3.00	3.00	3.00
0300	ADMINISTRATIVE ANALYST III	1.00	1.00	1.00	1.00
1507	ADMINISTRATIVE ASSISTANT I	2.00	1.00	1.00	1.00
1502	ADMINISTRATIVE ASSISTANT III	1.00	1.00	1.00	1.00
0319	ADMINISTRATIVE SERVICES ASSOCIATE	5.00	6.00	6.00	6.00
0319	ADMINISTRATIVE SERVICES ASSOCIATE (FIXED)	2.00	2.00	2.00	-
0396	ADMINISTRATIVE SERVICES DIRECTOR	-	1.00	1.00	1.00
0313	ADMINISTRATIVE SERVICES MANAGER	2.00	1.00	1.00	1.00
0318	ADMINISTRATIVE SERVICES TECHNICIAN	3.00	4.00	4.00	4.00
0962	ADVANCED SYSTEMS ENGINEER	2.00	2.00	2.00	2.00
1169	AIRPORT ATTENDANT	0.53	0.53	0.53	0.53
1168	AIRPORT MANAGER	1.00	1.00	1.00	1.00
0233	ASSISTANT DIRECTOR OF PUBLIC WORKS - BUSINES	2.00	2.00	2.00	2.00
0230	ASSISTANT DIRECTOR-PUBLIC WORKS	2.00	2.00	2.00	2.00
0631	ASSISTANT ENGINEER	16.00	16.00	16.00	16.00
0640	ASSOCIATE ARCHITECT	1.00	1.00	1.00	1.00
0626	ASSOCIATE CIVIL ENGINEER	8.00	9.00	9.00	9.00
1129	BUILDING & MAINTENANCE MANAGER	1.00	1.00	1.00	1.00
1123	BUILDING MAINTENANCE SUPERVISOR	2.00	2.00	2.00	2.00
1133	BUILDING MAINTENANCE WORKER II	13.00	13.00	13.00	13.00
1138	BUILDING MAINTENANCE WORKER III	5.00	5.00	5.00	5.00
1138	BUILDING MAINTENANCE WORKER III (FIXED)	2.00	2.00	-	-
0339	BUSINESS SYSTEMS ANALYST	1.00	1.00	1.00	1.00
0639	CAPITAL PLANNING & PROJECT MANAGER	9.00	10.00	10.00	10.00
0642	CAPITAL PLANNING & PROJECT MANAGER II (FIXED)	-	1.00	1.00	1.00
0260	CHIEF ASSISTANT DIRECTOR PUBLIC WORKS (FIXED)	-	-	-	-
0637	CHIEF OF CONSTRUCTION	2.00	2.00	2.00	2.00
0377	CHIEF REAL PROPERTY AGENT	1.00	1.00	1.00	1.00
0900	COMMUNICATIONS MANAGER	1.00	1.00	1.00	1.00
0912	COMMUNICATIONS NETWORK SYSTEMS ANALYST	1.00	1.00	1.00	1.00
0902	COMMUNICATIONS TECHNICIAN	5.00	5.00	5.00	5.00
1139	CUSTODIAL SUPERVISOR	1.00	1.00	1.00	1.00
1140	CUSTODIAN	14.00	14.00	14.00	14.00
0390	DEPARTMENT ANALYST II	1.00	2.00	2.00	2.00
0229	DIRECTOR OF PUBLIC WORKS	1.00	1.00	1.00	1.00
0289	DISABILITY ACCESS MANAGER	1.00	1.00	1.00	1.00

0292	DISABILITY ACCESS SPECIALIST II	1.00	1.00	1.00	1.00
0661	ENGINEERING ASSISTANT	7.00	6.00	6.00	6.00
0663	ENGINEERING TECHNICIAN II	1.00	1.00	1.00	1.00
0662	ENGINEERING TECHNICIAN III	8.00	6.00	6.00	6.00
0662	ENGINEERING TECHNICIAN III (FIXED)	1.00	-	-	-
1135	ENVIRONMENTAL COMPLIANCE SPECIALIST	1.00	1.00	1.00	1.00
1117	EQUIPMENT SERVICE WORKER I	1.00	1.00	1.00	1.00
0732	FIRE HEAVY EQUIPMENT MECHANIC	1.00	1.00	1.00	1.00
1111	FLEET MANAGER	1.00	1.00	1.00	1.00
1114	FLEET SUPERVISOR	1.00	1.00	1.00	1.00
0812	HAZARDOUS MATERIALS PROGRAM MANAGER	1.00	1.00	1.00	1.00
0800	HAZARDOUS MATERIALS SPECIALIST II	3.00	3.00	3.00	3.00
1112	HEAVY EQUIPMENT MECHANIC	2.00	2.00	2.00	2.00
0325	HUMAN RESOURCES ANALYST II	1.00	1.00	1.00	1.00
0907	INSTALLER	2.00	2.00	2.00	2.00
0909	LEAD INSTALLER	1.00	1.00	1.00	1.00
1130	MAINTENANCE ELECTRICIAN	1.00	1.00	1.00	1.00
1116	MATERIALS AND EQUIPMENT SPECIALIST	1.00	1.00	1.00	1.00
1113	MECHANIC	3.00	3.00	3.00	3.00
0294	MEDIA SPECIALIST	1.00	1.00	1.00	1.00
1341	OFFICE ASSISTANT III	1.00	1.00	1.00	1.00
0687	PLANNING MANAGER	1.00	1.00	1.00	1.00
0641	PRINCIPAL CIVIL ENGINEER	5.00	5.00	5.00	5.00
0606	PRINCIPAL PLANNER	1.00	1.00	1.00	1.00
0647	PRINCIPAL TRANSPORTATION PLANNER	1.00	1.00	1.00	1.00
0665	PUBLIC WORKS INSPECTOR	1.00	-	-	-
1101	PUBLIC WORKS PROGRAM MANAGER	2.00	2.00	2.00	2.00
0355	PURCHASER II	2.00	2.00	2.00	2.00
0378	REAL PROPERTY AGENT II	1.00	1.00	1.00	1.00
0407	REAL PROPERTY AGENT III	1.00	1.00	1.00	1.00
1122	REPROGRAPHIC TECHNICIAN	2.00	2.00	2.00	2.00
1102	ROAD MAINTENANCE SUPERINTENDENT	1.00	1.00	1.00	1.00
1104	ROAD MAINTENANCE SUPERVISOR	5.00	5.00	5.00	5.00
1106	ROAD MAINTENANCE WORKER II	23.00	23.00	23.00	23.00
1408	SENIOR ACCOUNTING ASSISTANT	1.00	1.00	1.00	1.00
0629	SENIOR CIVIL ENGINEER	7.00	8.00	8.00	8.00
0901	SENIOR COMMUNICATIONS TECHNICIAN	2.00	2.00	2.00	2.00
1137	SENIOR CUSTODIAN	1.00	1.00	1.00	1.00
1128	SENIOR EQUIPMENT SERVICES WORKER	1.00	1.00	1.00	1.00
1127	SENIOR MAINTENANCE ELECTRICIAN	1.00	1.00	1.00	1.00
0607	SENIOR PLANNER	5.00	6.00	6.00	6.00
0607	SENIOR PLANNER (FIXED)	-	1.00	1.00	-
0427	SENIOR PROGRAM COORDINATOR (FIXED)	1.00	1.00	1.00	-
1103	SENIOR ROAD MAINTENANCE SUPERVISOR	2.00	2.00	2.00	2.00
1105	SENIOR ROAD MAINTENANCE WORKER	12.00	12.00	12.00	12.00
0648	SENIOR TRANSPORTATION PLANNER	1.00	1.00	1.00	1.00
1326	SHIPPING & RECEIVING CLERK	3.00	3.00	3.00	3.00
1109	SIGN FABRICATOR	1.00	1.00	1.00	1.00
1131	STATIONARY ENGINEER	4.00	4.00	4.00	4.00
0818	STORMWATER PROGRAM ADMINISTRATOR	1.00	1.00	1.00	1.00
0903	SUPERVISING COMMUNICATIONS TECHNICIAN	1.00	1.00	1.00	1.00
0356	SUPERVISING PURCHASER	1.00	1.00	1.00	1.00
1125	SUPERVISING REPROGRAPHIC TECHNICIAN	1.00	1.00	1.00	1.00
1108	TRAFFIC SAFETY MAINTENANCE SUPERVISOR	1.00	1.00	1.00	1.00
1188	TRAFFIC SAFETY MAINTENANCE WORKER	2.00	2.00	2.00	2.00
0601	WASTE MANAGEMENT SPECIALIST	2.00	1.00	1.00	1.00
<b>Total</b>		<b>250.53</b>	<b>252.53</b>	<b>250.53</b>	<b>246.53</b>

CLASS #	RETIREMENT (MCERA)	FY 2021-22 Adopted	FY 2021-22 Modified	FY 2022-23 Adopted	FY 2023-24 Plan
1404	ACCOUNTING TECHNICIAN	1.00	1.00	1.00	1.00

1506	ADMINISTRATIVE ASSISTANT II	1.00	1.00	1.00	1.00
0254	ASSISTANT RETIREMENT ADMINISTRATOR	1.00	1.00	1.00	1.00
0339	BUSINESS SYSTEMS ANALYST	1.00	1.00	1.00	1.00
0270	CHIEF FINANCIAL OFFICER - MCERA	1.00	1.00	1.00	1.00
0390	DEPARTMENT ANALYST II	1.00	1.00	1.00	1.00
1521	DEPUTY CLERK TO THE BOARD III	1.00	1.00	1.00	1.00
1341	OFFICE ASSISTANT III	1.00	1.00	1.00	1.00
0110	RETIREMENT ADMINISTRATOR	1.00	1.00	1.00	1.00
0413	RETIREMENT BENEFITS SUPERVISOR	1.00	1.00	1.00	1.00
0411	RETIREMENT BENEFITS TECHNICIAN	6.00	6.00	6.00	6.00
0414	RETIREMENT MANAGER	1.00	1.00	1.00	1.00
0373	SENIOR ACCOUNTANT	2.00	2.00	2.00	2.00
0412	SENIOR RETIREMENT BENEFITS TECHNICIAN	1.00	1.00	1.00	1.00
<b>Total</b>		<b>20.00</b>	<b>20.00</b>	<b>20.00</b>	<b>20.00</b>

<b>CLASS #</b>	<b>MARIN COUNTY SHERIFF'S OFFICE</b>	<b>FY 2021-22 Adopted</b>	<b>FY 2021-22 Modified</b>	<b>FY 2022-23 Adopted</b>	<b>FY 2023-24 Plan</b>
1404	ACCOUNTING TECHNICIAN	2.00	2.00	2.00	2.00
1502	ADMINISTRATIVE ASSISTANT III	1.00	1.00	1.00	1.00
0319	ADMINISTRATIVE SERVICES ASSOCIATE	3.00	3.00	3.00	3.00
0396	ADMINISTRATIVE SERVICES DIRECTOR	1.00	1.00	1.00	1.00
0318	ADMINISTRATIVE SERVICES TECHNICIAN	2.00	2.00	2.00	2.00
0898	ASSISTANT COMMUNICATIONS DISPATCH MGR	2.00	2.00	2.00	2.00
1021	ASSISTANT EMERGENCY SERVICES MANAGER	1.00	1.00	1.00	1.00
0514	CHIEF DEPUTY CORONER	1.00	1.00	1.00	1.00
0899	COMMUNICATIONS DISPATCH MANAGER	1.00	1.00	1.00	1.00
0906	COMMUNICATIONS DISPATCHER	37.00	37.00	37.00	37.00
1147	COOK	5.00	5.00	5.00	5.00
0509	CORONER FORENSIC TECHNICIAN	-	-	1.00	1.00
0515	CORONERS INVESTIGATOR	3.00	3.00	3.00	3.00
0719	DEPUTY SHERIFF	149.00	149.00	149.00	149.00
0719	DEPUTY SHERIFF (FIXED)	5.00	4.00	4.00	4.00
1035	EMERGENCY SERVICES COORDINATOR	2.00	2.00	2.00	2.00
1022	EMERGENCY SERVICES MANAGER	1.00	1.00	1.00	1.00
1034	FOOD & SUPPORT SERVICES MANAGER	1.00	1.00	1.00	1.00
1154	FOOD SERVICES SUPERVISOR	1.00	1.00	1.00	1.00
1150	HOUSEKEEPER	1.00	1.00	1.00	1.00
1466	INVESTIGATIONS ASSISTANT	1.00	1.00	1.00	1.00
1417	LEGAL PROCESS SPECIALIST	9.00	9.00	9.00	9.00
1368	LEGAL PROCESS SUPERVISOR	1.00	1.00	1.00	1.00
0724	PARKING ENFORCEMENT OFFICER II	2.00	2.00	2.00	2.00
0426	PROGRAM COORDINATOR	1.00	1.00	1.00	1.00
0698	SENIOR SHERIFF SERVICES ASSISTANT	1.00	1.00	1.00	1.00
0127	SHERIFF-CORONER	1.00	1.00	1.00	1.00
0701	SHERIFF'S CAPTAIN	3.00	3.00	3.00	3.00
1358	SHERIFF'S LEGAL PROCESSING MANAGER	1.00	1.00	1.00	1.00
0703	SHERIFF'S LIEUTENANT	9.00	9.00	9.00	9.00
0715	SHERIFF'S SENIOR PROPERTY & EVIDENCE CLERK	1.00	1.00	1.00	1.00
0706	SHERIFF'S SERGEANT	28.00	27.00	27.00	27.00
0706	SHERIFF'S SERGEANT (FIXED)	1.00	1.00	1.00	1.00
0700	SHERIFF'S SERVICE ASSISTANT	19.00	18.00	19.00	19.00
0905	SUPERVISING COMMUNICATIONS DISPATCHER	6.00	6.00	6.00	6.00
0905	SUPERVISING COMMUNICATIONS DISPATCHER (FIXE	1.00	1.00	-	-
0955	SUPV TECHNOLOGY SYSTEMS SPECIALIST	1.00	1.00	1.00	1.00
0956	TECHNOLOGY SYSTEMS COORDINATOR	-	1.00	1.00	1.00
0953	TECHNOLOGY SYSTEMS SPECIALIST II	4.00	4.00	4.00	4.00
0954	TECHNOLOGY SYSTEMS SPECIALIST III	2.00	2.00	2.00	2.00
0128	UNDERSHERIFF	1.00	1.00	1.00	1.00
<b>Total</b>		<b>312.00</b>	<b>310.00</b>	<b>311.00</b>	<b>311.00</b>

<b>Grand Total</b>	<b>2,377.60</b>	<b>2,435.75</b>	<b>2,432.75</b>	<b>2,356.75</b>
--------------------	-----------------	-----------------	-----------------	-----------------

<b>County Operating Funds</b>	<b>FY 2021-22 Adopted</b>	<b>FY 2021-22 Modified</b>	<b>FY 2022-23 Adopted</b>	<b>FY 2023-24 Plan</b>
GENERAL FUND	1,260.10	1,266.70	1,266.70	1,243.95
HHS OPERATING FUND	711.68	735.93	732.93	703.93
MARIN COUNTY LIBRARY	110.54	111.04	111.04	110.04
MENTAL HLTH SERV ACT (PROP 63)	53.40	64.20	64.20	61.95
ROAD	49.00	49.00	49.00	49.00
MEAS A - PARKS AND OPEN SPACE	26.00	26.00	26.00	15.00
ENVIRONMENTAL HEALTH SERVICES	25.00	23.00	23.00	22.00
BUILDING INSPECTION	21.30	22.30	22.30	22.30
CHILD SUPPORT SERVICES	21.00	21.00	21.00	21.00
MCERA EMPLOYEE PAYROLL	20.00	20.00	20.00	20.00
REALIGNMENT - PUBLIC SAFETY	16.00	17.00	18.00	18.00
COUNTYWIDE GOV CAPITAL PROJ	9.60	11.60	11.60	11.60
MISC PROJECTS	3.00	11.00	10.00	2.00
CAPITAL FUND - ROAD AND BRIDGE	3.00	5.00	5.00	5.00
REALIG JUV JUSTICE CRIME PREV	3.00	4.00	4.00	4.00
HUD FUND	2.00	3.00	3.00	3.00
SB678 COMMUNITY CORREC PERF	2.00	2.00	2.00	2.00
AUTO FINGER ID (GC 76102)	2.00	1.00	2.00	2.00
COUNTYWIDE GRANTS	2.00	2.00	2.00	2.00
SPECIAL AVIATION	1.53	1.53	1.53	1.53
WORKERS' COMPENSATION	1.45	1.45	1.45	1.45
REAL ESTATE FRAUD (GC 27388)	1.00	1.00	1.00	1.00
MARIN WILDFIRE PREVENTION AUTHORITY	1.00	1.00	1.00	1.00
INMATE WELFARE FUND	1.00	1.00	1.00	1.00
HHS WHOLE PERSON CARE	1.00	2.00	1.00	-
REALIGNMENT - JUV JUSTICE-YOYG	-	1.00	1.00	1.00
IST MARIN.ORG	-	-	-	-
<b>County Operating Funds Total</b>	<b>2,347.60</b>	<b>2,404.75</b>	<b>2,401.75</b>	<b>2,325.75</b>
<b>Open Space District Total</b>	<b>30.00</b>	<b>31.00</b>	<b>31.00</b>	<b>31.00</b>
<b>Grand Total</b>	<b>2,377.60</b>	<b>2,435.75</b>	<b>2,432.75</b>	<b>2,356.75</b>