

# County of Marin

## 2020-2021 Final Budget

Marin County Board of Supervisors

**KATIE RICE**  
PRESIDENT, DISTRICT 2

**DAMON CONNOLLY**  
SUPERVISOR, DISTRICT 1

**KATHRIN SEARS**  
SUPERVISOR, DISTRICT 3


**DENNIS RODONI**  
SUPERVISOR, DISTRICT 4

**JUDY ARNOLD**  
SUPERVISOR, DISTRICT 5

**MATTHEW H. HYMEL**  
COUNTY ADMINISTRATOR

**ROY GIVEN, CPA**  
DIRECTOR OF FINANCE

Image - Frank Lloyd Wright's Marin County Civic Center, San Rafael, California.



## DEPARTMENT OF FINANCE

Excellent and responsive fiscal leadership.

**Roy Given, C.P.A.**  
**Director of Finance**

**PHONE: (415) 473-6154 FAX: (415) 473-3680**

November 17, 2020

Board of Supervisors  
Marin County Civic Center  
San Rafael, CA 94903

Dear Board Members:

The Final Budget of Marin County for the fiscal year July 1, 2020 through June 30, 2021 that your Board adopted is presented in this document. Your Board adopted this budget following public hearings on June 22, 23 and 24, 2020. The adopted budget closely parallels the Proposed Budget. The FY 2020-2021 Final Budget for County governmental and proprietary fund totals \$759,699,113, which funds 2,316 full-time equivalent positions. The FY 2020-2021 Final Budget for special districts totals \$39,880,145.

The County Budget sets forth the operating (how to spend) and financial (how to finance) plan for the provision of services to the citizens of the County by all governmental and proprietary funds of the County, dependent special districts and other agencies whose affairs and finances are under the supervision and control of the Board of Supervisors. Two charts that summarize County financing sources and appropriations follow this letter.

The Final Budget was compiled in accordance with the County Budget Act (Government Code §29000 et seq.) and presented in a format prescribed by the State Controller. The following budgetary information is included.

- All Funds Summary (Schedule 1)
- Governmental Funds Summary (Schedule 2)
- Fund Balance – Governmental Funds (Schedule 3)
- Obligated Fund Balances – By Governmental Funds (Schedule 4)
- Summary of Additional Financing Sources by Source and Fund – Governmental Funds (Schedule 5)
- Detail of Additional Financing Sources by Fund and Account - Governmental Funds (Schedule 6)
- Summary of Financing Uses by Function and Fund - Governmental Funds (Schedule 7)
- Detail of Financing Uses by Function, Activity and Budget Unit - Governmental Funds (Schedule 8)
- Financing Sources and Uses by Budget Unit by Object - Governmental Funds (Schedule 9)
- Road Fund Work Program Statement
- Operation of Internal Service Fund (Schedule 10)
- Operation of Enterprise Fund (Schedule 11)
- Special Districts and Other Agencies Summary – Non Enterprise (Schedule 12)
- Fund Balance – Special Districts and Other Agencies –Non Enterprise (Schedule 13)
- Special Districts and Other Agencies – Non Enterprise Obligated Fund Balances (Schedule 14)
- Special Districts and Other Agencies – Non Enterprise Financing Sources and Uses by Budget Unit by Object (Schedule 15)
- Supplemental Information including Personnel Allocation by Budget Center

We would like to thank the Board for its strong support and leadership in the budget development process. On behalf of all County departments and employees, we look forward to executing the County's FY 2020-2021 spending plan.

Respectfully Submitted,

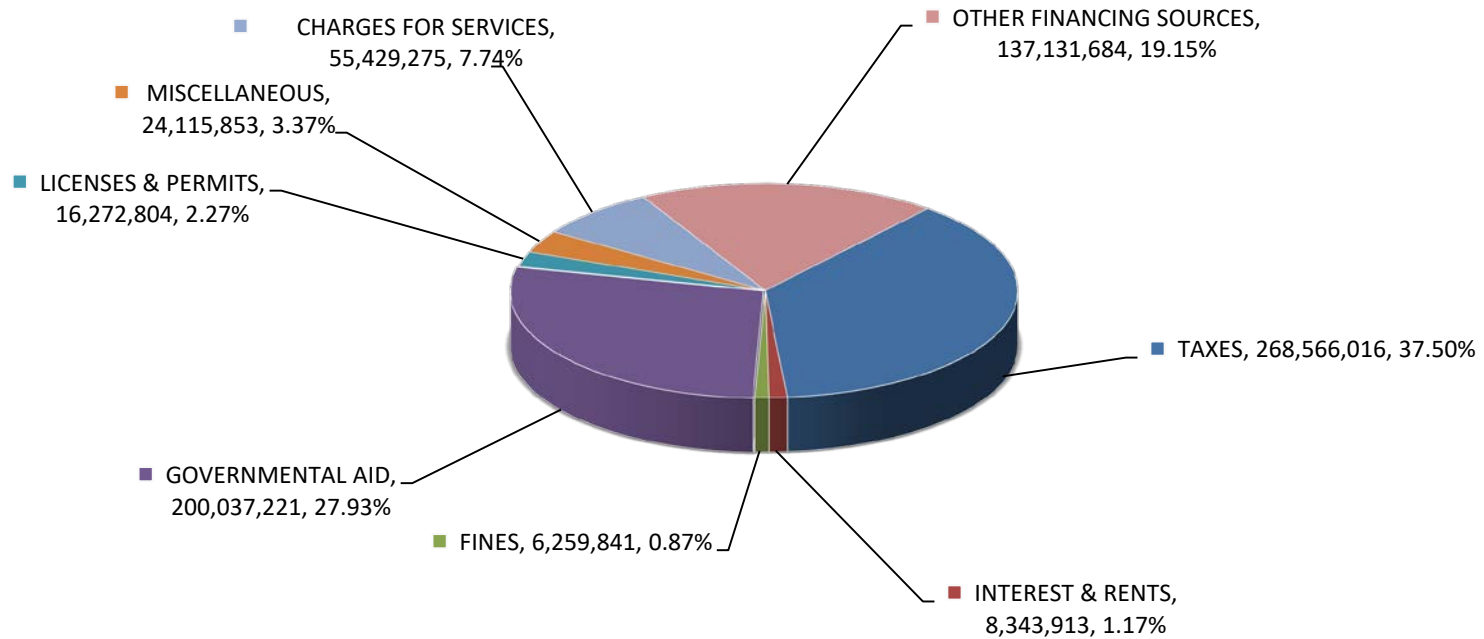
Roy Given  
Director of Finance

Matthew Hymel  
County Administrator

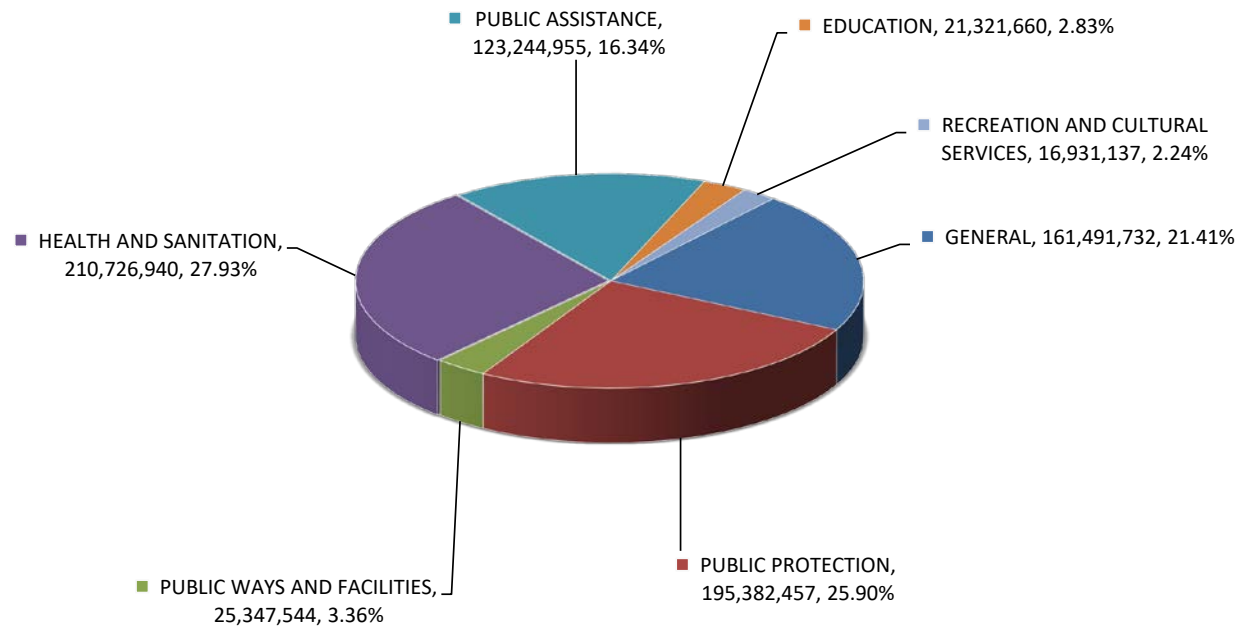


If you are a person with a disability and require information or materials in alternative formats (such as, Braille, large print, audiotape or CD-ROM), or if you require accommodation to participate in a county program, service or activity, please contact department staff at 415-473-6154; Voice/CRS dial 711.

**FY2020-21 ADOPTED BUDGET MEANS OF FINANCING BY MAJOR SOURCES  
FOR COUNTY GOVERNMENTAL AND PROPRIETARY FUNDS  
\$716,156,607  
(not including prior year fund balances)**



**FY2020-2021 ADOPTED BUDGET APPROPRIATIONS FOR COUNTY  
GOVERNMENTAL AND PROPRIETARY FUNDS BY MAJOR FUNCTIONS  
\$ 754,446,425  
(not including general contingency of \$5,252,688)**



# Table of Contents

---

Budget Letter from the Director of Finance	i
Means of Financing by Major Sources	iii
Appropriations by Major Functions	iv

## County Budget Forms

Schedule 1 - All Funds Summary	1
Schedule 2 - Governmental Funds Summary	2
Schedule 3 - Fund Balance – Governmental Funds	6
Schedule 4 - Obligated Fund Balances – by Governmental Funds	13
Schedule 5 - Summary of Additional Financing Sources by Source and Fund – Governmental Funds	22
Schedule 6 - Detail of Additional Financing Sources by Fund and Account – Governmental Funds	30
Schedule 7 - Summary of Financing Uses by Function and Fund – Governmental Funds	130
Schedule 8 - Detail of Financing Uses by Function, Activity and Budget Unit – Governmental Funds	136
Schedule 9 - Financing Sources and Uses by Budget Unit by Object – Governmental Funds	148
Road Fund Work Program Statement	210

## Proprietary Funds Budget Forms

Schedule 10 - Operation of Internal Service Fund	211
Schedule 11 - Operation of Enterprise Fund	214

## Special District Budget Forms

Schedule 12 - Special Districts and Other Agencies Summary – Non Enterprise	219
Schedule 13 - Fund Balance – Special Districts and Other Agencies – Non Enterprise	223
Schedule 14 - Special Districts and Other Agencies - Non Enterprise Obligated Fund Balances	227
Schedule 15 - Special Districts and Other Agencies - Non Enterprise Financing Sources and Uses by Budget Unit by Object	228

# Table of Contents

---

## Budget Unit Detail

100	Health and Human Services	148
200	Child Support Services	154
220	District Attorney's Office	155
230	Fire Department	157
240	Probation Department	159
250	Public Defender	161
260	Sheriff's Office	162
300	County Administrator's Office	165
310	Assessor-Recorder, County Clerk	169
320	Department of Finance	171
330	Board of Supervisors	173
340	County Counsel	174
350	Human Resources	176
360	Information Services	177
380	Retirement Department	178
390	Registrar of Voters - Elections	179
400	Community Development Agency	180
410	Public Works	184
500	Agricultural Weights and Measures	193
510	Farm Advisor/UC Coop Extension	194
520	Marin County Parks	195
530	Cultural Services	198
540	Marin County Free Library	200
653	Waste Management JPA	202
659	Marin County Open Space	203
738	Woodacre Creek Restoration	204
900	Non-Departmental	205

## Supplemental Information

Directory of Marin County Officials	275
Trends Relating to Property Taxes	276
County of Marin Personnel Allocation by Department	277

# *County Budget Forms*

---



**County of Marin**  
**All Funds Summary**  
**Fiscal Year 2020-21**

Fund Name 1	Total Financing Sources			Total Financing Uses			
	Fund Balance Available June 30, 2020 2	Decreases to Obligated Fund Balances 3	Additional Funding Sources 4	Total Financing Sources 5	Financing Uses 6	Increases to Obligated Fund Balances 7	Total Financing Uses 8

<b>Governmental Funds</b>							
General Fund	33,246,645	0	330,917,904	364,164,549	364,164,549	0	364,164,549
Special Revenue Funds	8,339,524	0	334,041,696	342,381,220	342,381,220	0	342,381,220
Capital Project Funds	1,940,845	0	12,869,670	14,810,515	14,810,515	0	14,810,515
Debt Service Funds	0	0	18,873,429	18,873,429	18,873,429	0	18,873,429
<b>Total Governmental Funds</b>	<b>43,527,014</b>	<b>0</b>	<b>696,702,699</b>	<b>740,229,713</b>	<b>740,229,713</b>	<b>0</b>	<b>740,229,713</b>

<b>Other Funds</b>							
Internal Service Funds	0	0	12,249,424	12,249,424	12,249,424	0	12,249,424
Enterprise Funds	15,492	0	7,204,484	7,219,976	7,219,976	0	7,219,976
Special Districts and Other Agencies	8,677,063	0	31,203,082	39,880,145	39,880,145	0	39,880,145
<b>Total Other Funds</b>	<b>8,692,555</b>	<b>0</b>	<b>50,656,990</b>	<b>59,349,545</b>	<b>59,349,545</b>	<b>0</b>	<b>59,349,545</b>

<b>Total All Funds</b>	<b>52,219,569</b>	<b>0</b>	<b>747,359,689</b>	<b>799,579,258</b>	<b>799,579,258</b>	<b>0</b>	<b>799,579,258</b>
------------------------	-------------------	----------	--------------------	--------------------	--------------------	----------	--------------------

**County of Marin**  
**Governmental Funds Summary**  
**Fiscal Year 2020-21**

Fund Name	Total Financing Sources			Total Financing Uses			
	Fund Balance Available June 30, 2020	Decreases to Obligated Fund Balances	Additional Funding Sources	Total Financing Sources	Financing Uses	Increases to Obligated Fund Balances	Total Financing Uses
1	2	3	4	5	6	7	8

**General Fund**

1000 General Fund	33,246,645	0	330,917,904	364,164,549	364,164,549	0	364,164,549
<b>Total General Fund</b>	<b>33,246,645</b>	<b>0</b>	<b>330,917,904</b>	<b>364,164,549</b>	<b>364,164,549</b>	<b>0</b>	<b>364,164,549</b>

**Special Revenue Funds**

2020 Electronic Recording Delivery Systems	0	0	60,000	60,000	60,000	0	60,000
2030 Records Modernization (GC 27361)	0	0	508,040	508,040	508,040	0	508,040
2040 Micrographics Conversion (GF 27361.4)	0	0	90,000	90,000	90,000	0	90,000
2050 Vital Records Modernization (SB 1535)	0	0	15,000	15,000	15,000	0	15,000
2060 SSN Truncation Program	0	0	71,060	71,060	71,060	0	71,060
2070 Planning In-Lieu Housing	0	0	713,550	713,550	713,550	0	713,550
2080 Building Inspection	0	0	5,380,422	5,380,422	5,380,422	0	5,380,422
2090 Environmental Health Services	512,932	0	4,383,031	4,895,963	4,895,963	0	4,895,963
2110 East Shore Wastewater Maintenance Fund	0	0	67,000	67,000	67,000	0	67,000
2120 Child Support Services	0	0	3,905,634	3,905,634	3,905,634	0	3,905,634
2140 High Tech Theft Apprehension & Prosecution (Cnty)	0	0	3,078,791	3,078,791	3,078,791	0	3,078,791
2150 MCERA Employees	0	0	3,187,974	3,187,974	3,187,974	0	3,187,974
2160 Road	1,667,839	0	9,990,286	11,658,125	11,658,125	0	11,658,125
2170 Survey Monument Preservation	0	0	20,000	20,000	20,000	0	20,000

**County of Marin**  
**Governmental Funds Summary**  
**Fiscal Year 2020-21**

Fund Name	Total Financing Sources			Total Financing Uses			
	Fund Balance Available June 30, 2020	Decreases to Obligated Fund Balances	Additional Funding Sources	Total Financing Sources	Financing Uses	Increases to Obligated Fund Balances	Total Financing Uses
1	2	3	4	5	6	7	8
2200 Roadway Impact Fees	0	0	750,000	750,000	750,000	0	750,000
2250 Zero Waste Public Outreach	0	0	20,000	20,000	20,000	0	20,000
2280 Hospital Preparedness Program (HPP)	0	0	514,448	514,448	514,448	0	514,448
2290 California Tobacco Control Program (CTCP)	0	0	613,589	613,589	613,589	0	613,589
2300 Domestic Violence (W&I 18305)	0	0	66,000	66,000	66,000	0	66,000
2310 Children's Trust (AB 2994)	0	0	23,400	23,400	23,400	0	23,400
2320 Social Services Realignment	0	0	15,131,092	15,131,092	15,131,092	0	15,131,092
2330 Health Services Realignment	0	0	7,060,354	7,060,354	7,060,354	0	7,060,354
2340 Health Program	0	0	915,053	915,053	915,053	0	915,053
2350 Emergency Medical Services (GC 76104)	0	0	765,255	765,255	765,255	0	765,255
2360 Mental Health Realignment	0	0	9,152,292	9,152,292	9,152,292	0	9,152,292
2370 Mental Health Program	0	0	200,000	200,000	200,000	0	200,000
2380 Mental Health Services Act (Prop 63)	2,519,053	0	15,507,374	18,026,427	18,026,427	0	18,026,427
2390 Substance Abuse Prevention and Treatment (SAPT)	0	0	2,010,347	2,010,347	2,010,347	0	2,010,347
2410 Realignment - CalWORKS MOE	0	0	1,773,410	1,773,410	1,773,410	0	1,773,410
2470 Marin County Library	1,587,499	0	17,213,875	18,801,374	18,801,374	0	18,801,374
2480 Marin County Free Library Measure A	0	0	2,680,000	2,680,000	2,680,000	0	2,680,000
2560 Measure A - Parks & Open Space	0	0	11,718,185	11,718,185	11,718,185	0	11,718,185
2570 Realignment - Juvenile Justice Crime Prevention	0	0	795,975	795,975	795,975	0	795,975
2580 Inmate Welfare Fund	81,812	0	216,604	298,416	298,416	0	298,416
2590 DMV Vehicle Theft (PC 9250.14)	0	0	114,192	114,192	114,192	0	114,192

**County of Marin**  
**Governmental Funds Summary**  
**Fiscal Year 2020-21**

Fund Name 1	Total Financing Sources			Total Financing Uses			
	Fund Balance Available June 30, 2020 2	Decreases to Obligated Fund Balances 3	Additional Funding Sources 4	Total Financing Sources 5	Financing Uses 6	Increases to Obligated Fund Balances 7	Total Financing Uses 8
2610 Crime Prevention - DCEP	0	0	15,000	15,000	15,000	0	15,000
2640 Auto Finger ID (GC 76102)	0	0	153,833	153,833	153,833	0	153,833
2670 Realignment - Public Safety	0	0	6,391,412	6,391,412	6,391,412	0	6,391,412
2680 Realignment - SB 1020	1,970,389	0	10,804,302	12,774,691	12,774,691	0	12,774,691
2690 Realignment - Juvenile Justice YOBG	0	0	859,873	859,873	859,873	0	859,873
2700 Countywide Grants	0	0	674,249	674,249	674,249	0	674,249
2730 Criminal Justice Facilities (GC 76101)	0	0	540,000	540,000	540,000	0	540,000
2770 HUD HOME Prog Inc	0	0	742,490	742,490	742,490	0	742,490
2790 SB678 Community Correction Performance	0	0	1,303,475	1,303,475	1,303,475	0	1,303,475
2800 Health and Human Services Operating	0	0	186,456,824	186,456,824	186,456,824	0	186,456,824
2810 Fish and Wildlife Commission	0	0	46,930	46,930	46,930	0	46,930
2880 Asset Forfeiture	0	0	47,075	47,075	47,075	0	47,075
2900 Health and Human Services Whole Person	0	0	5,000,000	5,000,000	5,000,000	0	5,000,000
2970 HUD CDBG Program	0	0	1,594,000	1,594,000	1,594,000	0	1,594,000
3440 TOT Measure W Fire Emergency Services	0	0	350,000	350,000	350,000	0	350,000
3450 TOT Measure W Community Housing	0	0	350,000	350,000	350,000	0	350,000
<b>Total Special Revenue Funds</b>	<b>8,339,524</b>	<b>0</b>	<b>334,041,696</b>	<b>342,381,220</b>	<b>342,381,220</b>	<b>0</b>	<b>342,381,220</b>
<b>Capital Project Funds</b>							
1410 Courthouse Construction Fund (GC 76100)	0	0	379,108	379,108	379,108	0	379,108
1420 Miscellaneous Capital Projects	0	0	5,561,962	5,561,962	5,561,962	0	5,561,962

## County of Marin

### Governmental Funds Summary Fiscal Year 2020-21

Fund Name 1	Total Financing Sources			Total Financing Uses			
	Fund Balance Available June 30, 2020 2	Decreases to Obligated Fund Balances 3	Additional Funding Sources 4	Total Financing Sources 5	Financing Uses 6	Increases to Obligated Fund Balances 7	Total Financing Uses 8
1430 Other Capital Projects - Road and Bridge	1,940,845	0	6,928,600	8,869,445	8,869,445	0	8,869,445
<b>Total Capital Project Funds</b>	<b>1,940,845</b>	<b>0</b>	<b>12,869,670</b>	<b>14,810,515</b>	<b>14,810,515</b>	<b>0</b>	<b>14,810,515</b>
<b>Debt Service Funds</b>							
1600 2003 Pension Obligation Bonds	0	0	11,634,589	11,634,589	11,634,589	0	11,634,589
1610 Tobacco Securitization Bond	0	0	1,773,200	1,773,200	1,773,200	0	1,773,200
1680 2001 Certificates of Participation	0	0	899,742	899,742	899,742	0	899,742
1700 1915 Marshal #1 - East Shore Wastewater Project	0	0	56,623	56,623	56,623	0	56,623
1710 1915 Marshal #2 - East Shore Wastewater Project	0	0	37,500	37,500	37,500	0	37,500
1720 2015 Certificates of Participation	0	0	4,471,775	4,471,775	4,471,775	0	4,471,775
<b>Total Debt Service Funds</b>	<b>0</b>	<b>0</b>	<b>18,873,429</b>	<b>18,873,429</b>	<b>18,873,429</b>	<b>0</b>	<b>18,873,429</b>
<b>Total All Funds</b>	<b>43,527,014</b>	<b>0</b>	<b>696,702,699</b>	<b>740,229,713</b>	<b>740,229,713</b>	<b>0</b>	<b>740,229,713</b>

**Appropriations Limit:                   \$ 358,572,168**  
**Appropriations Subject to Limit:   \$ 217,672,047**

## County of Marin

### Fund Balance - Governmental Funds Fiscal Year 2020-21

Fund Name	Total Fund Balance June 30, 2020	Less: Obligated Fund Balances			Fund Balance Available June 30, 2020
		Encumbrances	Nonspendable, Restricted, and Committed	Assigned	
1	2	3	4	5	6

#### General Fund

1000 General Fund	194,020,802	6,454,110	70,017,296	84,302,751	33,246,645
1010 Miscellaneous Projects	57,915,176	45,243,661	0	12,671,515	0
<b>Total General Fund</b>	<b>251,935,978</b>	<b>51,697,771</b>	<b>70,017,296</b>	<b>96,974,266</b>	<b>33,246,645</b>

#### Special Revenue Funds

2010 Local Vital Health Statistics	0	0	0	0	0
2020 Electronic Recording Delivery Systems	0	0	0	0	0
2030 Records Modernization (GC 27361)	33,716	33,716	0	0	0
2040 Micrographics Conversion (GF 27361.4)	0	0	0	0	0
2050 Vital Records Modernization (SB 1535)	0	0	0	0	0
2060 SSN Truncation Program	0	0	0	0	0
2070 Planning In-Lieu Housing	44,996	44,996	0	0	0
2080 Building Inspection	237,285	237,285	0	0	0
2090 Environmental Health Services	1,210,754	159,954	0	537,868	512,932
2100 HUD Fund	20,290	20,290	0	0	0
2110 East Shore Wastewater Maintenance Fund	60,296	60,296	0	0	0
2120 Child Support Services	45,011	45,011	0	0	0
2130 DOJ Equitable Sharing Program	0	0	0	0	0
2140 High Tech Theft Apprehension & Prosecution (Cnty)	28,500	28,500	0	0	0
2150 MCERA Employees	0	0	0	0	0

## County of Marin

### Fund Balance - Governmental Funds Fiscal Year 2020-21

Fund Name 1	Total Fund Balance June 30, 2020 2	Less: Obligated Fund Balances			Fund Balance Available June 30, 2020 6
		Encumbrances 3	Nonspendable, Restricted, and Committed 4	Assigned 5	
2160Road	3,341,411	5,733	0	1,667,839	1,667,839
2170Survey Monument Preservation	0	0	0	0	0
2180Tidelands Use Fees	0	0	0	0	0
2200Roadway Impact Fees	0	0	0	0	0
2210Traffic - Tamalpais Community Plan Area	0	0	0	0	0
2220Traffic - Strawberry Interchange Plan	0	0	0	0	0
2230Traffic - West Sir Francis Drake	0	0	0	0	0
2240Traffic - Atherton Avenue Interchange	0	0	0	0	0
2250Zero Waste Public Outreach	0	0	0	0	0
2260Non-Motorized Transportation Plan (NTPP)	0	0	0	0	0
2270Off-Highway Motor Vehicle Trails (VC 42204)	0	0	0	0	0
2280Hospital Preparedness Program (HPP)	0	0	0	0	0
2290California Tobacco Control Program (CTCP)	0	0	0	0	0
2300Domestic Violence (W&I 18305)	0	0	0	0	0
2310Children's Trust (AB 2994)	0	0	0	0	0
2320Social Services Realignment	0	0	0	0	0
2330Health Services Realignment	0	0	0	0	0
2340Health Program	0	0	0	0	0
2350Emergency Medical Services (GC 76104)	0	0	0	0	0
2360Mental Health Realignment	0	0	0	0	0
2370Mental Health Program	0	0	0	0	0
2380Mental Health Services Act (Prop 63)	31,937,249	1,068,232	0	28,349,964	2,519,053
2390Substance Abuse Prevention and Treatment (SAPT)	0	0	0	0	0

# County of Marin

## Fund Balance - Governmental Funds Fiscal Year 2020-21

Fund Name 1	Total Fund Balance June 30, 2020 2	Less: Obligated Fund Balances			Fund Balance Available June 30, 2020 6
		Encumbrances 3	Nonspendable, Restricted, and Committed 4	Assigned 5	
2400Project Independence	0	0	0	0	0
2410Realignment - CalWORKS MOE	0	0	0	0	0
2420DHCS Intergovernmental Transfer Agreement	212,500	212,500	0	0	0
2430Vital Statistics (SB 1535)	0	0	0	0	0
2440Andrea Fox Fund	0	0	0	0	0
2450Child Car Seat Program	0	0	0	0	0
2460POST - Death Certificates	0	0	0	0	0
2470Marin County Library	3,799,076	108,387	0	2,103,190	1,587,499
2480Marin County Free Library Measure A	110,664	90,065	0	20,599	0
2490Marin County Library Trust	0	0	0	0	0
2500Bolinas Library Trust	0	0	0	0	0
2510Corte Madera Library - A. Cello Fund	0	0	0	0	0
2520California Room Trust - Watkins Estate	0	0	0	0	0
2530Stinson Beach Library Trust	0	0	0	0	0
2550Luiz Ranch Endowment	0	0	0	0	0
2560Measure A - Parks & Open Space	13,418,168	3,088,944	0	10,329,224	0
2570Realignment - Juvenile Justice Crime Prevention	273,267	273,267	0	0	0
2580Inmate Welfare Fund	163,624	0	0	81,812	81,812
2590DMV Vehicle Theft (PC 9250.14)	0	0	0	0	0
2600Suppl Lcl Law Enf - Rural Counties and COPS	0	0	0	0	0
2610Crime Prevention - DCEP	0	0	0	0	0
2620Writ Fee (GC 26746)	0	0	0	0	0
2630Asset Forfeiture	0	0	0	0	0



## County of Marin

### Fund Balance - Governmental Funds Fiscal Year 2020-21

Fund Name 1	Total Fund Balance June 30, 2020 2	Less: Obligated Fund Balances			Fund Balance Available June 30, 2020 6
		Encumbrances 3	Nonspendable, Restricted, and Committed 4	Assigned 5	
2640Auto Finger ID (GC 76102)	0	0	0	0	0
2650Local Law Enforcement Block Grant	0	0	0	0	0
2660Civil Paper Service Fee (GC 26731)	0	0	0	0	0
2670Realignment - Public Safety	5,919,458	382,194	5,537,264	0	0
2680Realignment - SB 1020	11,693,440	0	0	9,723,051	1,970,389
2690Realignment - Juvenile Justice YOBG	83,622	83,622	0	0	0
2700Countywide Grants	177,151	177,151	0	0	0
2720Dispute Resolution (BP 470.3)	0	0	0	0	0
2730Criminal Justice Facilities (GC 76101)	0	0	0	0	0
2740Real Estate Fraud (GC 27388)	0	0	0	0	0
2770HUD HOME Prog Inc	0	0	0	0	0
2780Treasury AFMLS - Equitable Sharing Prgm	0	0	0	0	0
2790SB678 Community Correction Performance	187,452	187,452	0	0	0
2800Health and Human Services Operating	19,975,096	13,975,773	0	5,999,323	0
2810Fish and Wildlife Commission	0	0	0	0	0
2820Roadway Impact Fees	0	0	0	0	0
2830Supplemental Law Enf - COPS	0	0	0	0	0
2840Asset Forfeiture	0	0	0	0	0
2850Asset Forfeiture	0	0	0	0	0
2860Asset Forfeiture	0	0	0	0	0
2870Asset Forfeiture	0	0	0	0	0
2880Asset Forfeiture	0	0	0	0	0
2890Zimmer Family Trust	0	0	0	0	0

## County of Marin

### Fund Balance - Governmental Funds Fiscal Year 2020-21

Fund Name 1	Total Fund Balance June 30, 2020 2	Less: Obligated Fund Balances			Fund Balance Available June 30, 2020 6
		Encumbrances 3	Nonspendable, Restricted, and Committed 4	Assigned 5	
2900Health and Human Services Whole Person	1,971,611	1,461,611	0	510,000	0
2920Welfare Trust	0	0	0	0	0
2930Marin Transportation Project	0	0	0	0	0
2940Traffic Impact Lucas	0	0	0	0	0
2950Traffic Mitigation Misc	0	0	0	0	0
2960Northgate Activity CTR Plan	0	0	0	0	0
2970HUD CDBG Program	0	0	0	0	0
2980Health and Human Services Grants	0	0	0	0	0
2990CARES ACT EMERGENCY RELIEF	0	0	0	0	0
3370Woodacre Creek	0	0	0	0	0
3390WsteMgmtJPA-WstMarin	0	0	0	0	0
3420PLANNING FIN MAP PLAN CK FEE	0	0	0	0	0
3430RESTRICTED AFFORDABLE HOUSING	0	0	0	0	0
3440TOT Measure W Fire Emergency Services	0	0	0	0	0
3450TOT Measure W Community Housing	0	0	0	0	0
6210Trails Legacy	0	0	0	0	0
6220Fishnet 4C	0	0	0	0	0
6240Other Grants	0	0	0	0	0
6250CSA #23 Terra Linda Area	0	0	0	0	0
6260CSA #25 San Marin Area	0	0	0	0	0
6270Affordable Housing Fund	0	0	0	0	0
6280Marin Transport Proj	0	0	0	0	0
6290Transport Imprv Fee	0	0	0	0	0

## County of Marin

### Fund Balance - Governmental Funds Fiscal Year 2020-21

Fund Name 1	Total Fund Balance June 30, 2020 2	Less: Obligated Fund Balances			Fund Balance Available June 30, 2020 6
		Encumbrances 3	Nonspendable, Restricted, and Committed 4	Assigned 5	
6300DevelFee-TrfcMitigat	0	0	0	0	0
6310Traffic N. GateActiv	0	0	0	0	0
6320BASWMAA-RegAdCampagn	0	0	0	0	0
6340Alcohol and Drug Program	0	0	0	0	0
6360Pt Reyes Vist Fac Tr	0	0	0	0	0
6370Marin WildlifeGrants	0	0	0	0	0
6380Plan'g- In-lieuParks	0	0	0	0	0
6390FinalMap&PlanChckFee	0	0	0	0	0
6400Transit Ticket Sales	0	0	0	0	0
6410Welfare Program	0	0	0	0	0
6440SpclCircumstnPC987.9	0	0	0	0	0
6450AutomatWrntVC40508.5	0	0	0	0	0
6460Miller Pk Boat Launch	0	0	0	0	0
6470Black Point Boat Launch	0	0	0	0	0
6480McInnis Park Golf Deposit	0	0	0	0	0
6500Stafford Lake Trust	0	0	0	0	0
6520Asset Forfeiture	0	0	0	0	0
<b>Total Special Revenue Funds</b>	94,944,637	21,744,979	5,537,264	59,322,870	8,339,524
<b>Capital Project Funds</b>					
1410Courthouse Construction Fund (GC 76100)	0	0	0	0	0
1420Miscellaneous Capital Projects	15,370,699	2,503,499	0	12,867,200	0
1430Other Capital Projects - Road and Bridge	37,831,972	26,073,170	0	9,817,957	1,940,845

## County of Marin

### Fund Balance - Governmental Funds Fiscal Year 2020-21

Fund Name 1	Total Fund Balance June 30, 2020 2	Less: Obligated Fund Balances			Fund Balance Available June 30, 2020 6
		Encumbrances 3	Nonspendable, Restricted, and Committed 4	Assigned 5	
1440COP Projects	3,417,583	2,399,846	0	1,017,737	0
<b>Total Capital Project Funds</b>	56,620,254	30,976,515	0	23,702,894	1,940,845
<b>Debt Service Funds</b>					
16002003 Pension Obligation Bonds	0	0	0	0	0
1610Tobacco Securitization Bond	0	0	0	0	0
1630ConsolReasmtBds-Prpy	0	0	0	0	0
1660MCOS SplyHlwBondsDSF	0	0	0	0	0
16802001 Certificates of Participation	0	0	0	0	0
16902010 Certificates of Participation	0	0	0	0	0
17001915 Marshal #1 - East Shore Wastewater Project	0	0	0	0	0
17101915 Marshal #2 - East Shore Wastewater Project	0	0	0	0	0
17202015 Certificates of Participation	0	0	0	0	0
<b>Total Debt Service Funds</b>	0	0	0	0	0
<b>Total Governmental Funds</b>	403,500,869	104,419,265	75,554,560	180,000,030	43,527,014

## County of Marin

### Obligated Fund Balances - By Governmental Funds Fiscal Year 2020-21

Fund Name and Fund Balance Description	Obligated Fund Balances June 30, 2020	Decreases or Cancellations		Increases or New Obligated Fund Balances		Total Obligated Fund Balances for the Year
		Recommended	Adopted by the Board of Supervisors	Recommended	Adopted by the Board of Supervisors	
1	2	3	4	5	6	7

**General Fund**

**1000 General Fund**

**Committed**

320520 COMMITTED FUND BAL-GEN LIAB	10,000,000	0	0	0	0	10,000,000
320525 COM FUND BAL-ONETME CAP PRJ	8,521,981	0	0	0	0	8,521,981
320530 COMMITTED FD BAL-STATE FED BDGT	5,803,954	0	0	0	0	5,803,954
320535 COMMITTED FD BAL-CONTRACTS	3,000,000	0	0	0	0	3,000,000
320545 COM FD BAL-COUNTYWIDE PROJ	2,691,361	0	0	0	0	2,691,361
320555 COM FD BAL-ECNOMIC UNCERT	40,000,000	0	0	0	0	40,000,000
<b>Total Committed</b>	<b>70,017,296</b>	<b>0</b>	<b>0</b>	<b>0</b>	<b>0</b>	<b>70,017,296</b>

**Assigned**

330310 ASSIGNED FUND BALANCE	0	0	0	0	0	0
330311 REQUIRED USE OF FUND BALANCE	31,146,645	0	0	0	0	31,146,645
330312 DESIGNATED FB - FACILITY IMPR	16,100,000	0	0	0	0	16,100,000
330320 ASSIGNED FD BAL-ADMIN DESIG	19,215,255	0	0	0	0	19,215,255
330325 ASSIGNED FD BAL-VEHICLE REPL	55,000	0	0	0	0	55,000
330330 ASSIGNED FD BAL - RADIO REPL	359,481	0	0	0	0	359,481
330335 ASSIGNED FD BAL-ELEC EQUIP	206,908	0	0	0	0	206,908
330340 ASSIGNED FD BAL-MATCH CC IMPR	950,000	0	0	0	0	950,000

## County of Marin

### Obligated Fund Balances - By Governmental Funds Fiscal Year 2020-21

Fund Name and Fund Balance Description 1	Obligated Fund Balances June 30, 2020 2	Decreases or Cancellations		Increases or New Obligated Fund Balances		Total Obligated Fund Balances for the Year 7
		Recommended 3	Adopted by the Board of Supervisors 4	Recommended 5	Adopted by the Board of Supervisors 6	
330345 ASSIGNED FD BAL-PENSION STB RS	10,000,000	0	0	0	0	10,000,000
330355 BUDGET STABILIZATION RESERVE	6,269,462	0	0	0	0	6,269,462
<b>Total Assigned</b>	<b>84,302,751</b>	<b>0</b>	<b>0</b>	<b>0</b>	<b>0</b>	<b>84,302,751</b>
<b>Total 1000 General Fund</b>	<b>154,320,047</b>	<b>0</b>	<b>0</b>	<b>0</b>	<b>0</b>	<b>154,320,047</b>
<b>1010 Miscellaneous Projects</b>						
<b>Assigned</b>						
330310 ASSIGNED FUND BALANCE	0	0	0	0	0	0
330311 REQUIRED USE OF FUND BALANCE	11,727,377	0	0	0	0	11,727,377
330320 ASSIGNED FD BAL-ADMIN DESIG	944,138	0	0	0	0	944,138
<b>Total Assigned</b>	<b>12,671,515</b>	<b>0</b>	<b>0</b>	<b>0</b>	<b>0</b>	<b>12,671,515</b>
<b>Total 1010 Miscellaneous Projects</b>	<b>12,671,515</b>	<b>0</b>	<b>0</b>	<b>0</b>	<b>0</b>	<b>12,671,515</b>
<b>Total General Fund</b>	<b>166,991,562</b>	<b>0</b>	<b>0</b>	<b>0</b>	<b>0</b>	<b>166,991,562</b>

## County of Marin

### Obligated Fund Balances - By Governmental Funds Fiscal Year 2020-21

Fund Name and Fund Balance Description	Obligated Fund Balances June 30, 2020	Decreases or Cancellations		Increases or New Obligated Fund Balances		Total Obligated Fund Balances for the Year
		Recommended	Adopted by the Board of Supervisors	Recommended	Adopted by the Board of Supervisors	
1	2	3	4	5	6	7

#### Special Revenue Funds

##### 2080 Building Inspection

###### Assigned

330310 ASSIGNED FUND BALANCE	0	0	0	0	0	0
330311 REQUIRED USE OF FUND BALANCE	0	0	0	0	0	0

<b>Total Assigned</b>	<b>0</b>	<b>0</b>	<b>0</b>	<b>0</b>	<b>0</b>	<b>0</b>
-----------------------	----------	----------	----------	----------	----------	----------

<b>Total 2080 Building Inspection</b>	<b>0</b>	<b>0</b>	<b>0</b>	<b>0</b>	<b>0</b>	<b>0</b>
---------------------------------------	----------	----------	----------	----------	----------	----------

##### 2090 Environmental Health Services

###### Assigned

330310 ASSIGNED FUND BALANCE	0	0	0	0	0	0
330311 REQUIRED USE OF FUND BALANCE	537,868	0	0	0	0	537,868

<b>Total Assigned</b>	<b>537,868</b>	<b>0</b>	<b>0</b>	<b>0</b>	<b>0</b>	<b>537,868</b>
-----------------------	----------------	----------	----------	----------	----------	----------------

<b>Total 2090 Environmental Health Services</b>	<b>537,868</b>	<b>0</b>	<b>0</b>	<b>0</b>	<b>0</b>	<b>537,868</b>
---	----------------	----------	----------	----------	----------	----------------

##### 2160 Road

###### Assigned

330310 ASSIGNED FUND BALANCE	0	0	0	0	0	0
330311 REQUIRED USE OF FUND BALANCE	1,667,839	0	0	0	0	1,667,839

<b>Total Assigned</b>	<b>1,667,839</b>	<b>0</b>	<b>0</b>	<b>0</b>	<b>0</b>	<b>1,667,839</b>
-----------------------	------------------	----------	----------	----------	----------	------------------

<b>Total 2160 Road</b>	<b>1,667,839</b>	<b>0</b>	<b>0</b>	<b>0</b>	<b>0</b>	<b>1,667,839</b>
------------------------	------------------	----------	----------	----------	----------	------------------

## County of Marin

### Obligated Fund Balances - By Governmental Funds Fiscal Year 2020-21

Fund Name and Fund Balance Description 1	Obligated Fund Balances June 30, 2020 2	Decreases or Cancellations		Increases or New Obligated Fund Balances		Total Obligated Fund Balances for the Year 7
		Recommended 3	Adopted by the Board of Supervisors 4	Recommended 5	Adopted by the Board of Supervisors 6	

**2200 Roadway Impact Fees**

**Assigned**

330310 ASSIGNED FUND BALANCE	0	0	0	0	0	0
330311 REQUIRED USE OF FUND BALANCE	0	0	0	0	0	0

<b>Total Assigned</b>	<b>0</b>	<b>0</b>	<b>0</b>	<b>0</b>	<b>0</b>	<b>0</b>
-----------------------	----------	----------	----------	----------	----------	----------

<b>Total 2200 Roadway Impact Fees</b>	<b>0</b>	<b>0</b>	<b>0</b>	<b>0</b>	<b>0</b>	<b>0</b>
---------------------------------------	----------	----------	----------	----------	----------	----------

**2380 Mental Health Services Act (Prop 63)**

**Assigned**

330311 REQUIRED USE OF FUND BALANCE	2,519,053	0	0	0	0	2,519,053
330315 RESTR FD BAL- PRUDENT RES	2,175,490	0	0	0	0	2,175,490
330316 RESTR FB - COM SVCS SUPR (CSS)	14,499,121	0	0	0	0	14,499,121
330317 RESTR FB PREV EARLY INT - PEI	2,611,111	0	0	0	0	2,611,111
330318 RESTR FND BAL - PEI (TTAC)	0	0	0	0	0	0
330319 RESTR FB - CAPITAL INF TCH	1,595,344	0	0	0	0	1,595,344
330324 RESTRICTED - INNOVATION	2,436,395	0	0	0	0	2,436,395
330326 RESTR FB - WRKFRC ED TRN-WET	998,869	0	0	0	0	998,869
330328 RESTRICTED FUND BAL MHSA HOUS	1,514,581	0	0	0	0	1,514,581

<b>Total Assigned</b>	<b>28,349,964</b>	<b>0</b>	<b>0</b>	<b>0</b>	<b>0</b>	<b>28,349,964</b>
-----------------------	-------------------	----------	----------	----------	----------	-------------------

<b>Total 2380 Mental Health Services Act (Prop 63)</b>	<b>28,349,964</b>	<b>0</b>	<b>0</b>	<b>0</b>	<b>0</b>	<b>28,349,964</b>
--	-------------------	----------	----------	----------	----------	-------------------

**2470 Marin County Library**



## County of Marin

### Obligated Fund Balances - By Governmental Funds Fiscal Year 2020-21

Fund Name and Fund Balance Description 1	Obligated Fund Balances June 30, 2020 2	Decreases or Cancellations		Increases or New Obligated Fund Balances		Total Obligated Fund Balances for the Year 7
		Recommended 3	Adopted by the Board of Supervisors 4	Recommended 5	Adopted by the Board of Supervisors 6	

**Assigned**

330310 ASSIGNED FUND BALANCE	0	0	0	0	0	0
330311 REQUIRED USE OF FUND BALANCE	1,587,499	0	0	0	0	1,587,499
330321 DESIG FB LIBRARY ELEC DATABASE	5,623	0	0	0	0	5,623
330322 DESIGNATED - LIBRARY AUTOMATN	149,724	0	0	0	0	149,724
330323 DESIGNATED - LIBRARY FUND	360,344	0	0	0	0	360,344
330325 ASSIGNED FD BAL-VEHICLE REPL	0	0	0	0	0	0
<b>Total Assigned</b>	<b>2,103,190</b>	<b>0</b>	<b>0</b>	<b>0</b>	<b>0</b>	<b>2,103,190</b>
<b>Total 2470 Marin County Library</b>	<b>2,103,190</b>	<b>0</b>	<b>0</b>	<b>0</b>	<b>0</b>	<b>2,103,190</b>

**2480 Marin County Free Library Measure A**

**Assigned**

330311 REQUIRED USE OF FUND BALANCE	20,599	0	0	0	0	20,599
<b>Total Assigned</b>	<b>20,599</b>	<b>0</b>	<b>0</b>	<b>0</b>	<b>0</b>	<b>20,599</b>
<b>Total 2480 Marin County Free Library Measure A</b>	<b>20,599</b>	<b>0</b>	<b>0</b>	<b>0</b>	<b>0</b>	<b>20,599</b>

**2560 Measure A - Parks & Open Space**

**Committed**

320525 COM FUND BAL-ONETME CAP PRJ	0	0	0	0	0	0
<b>Total Committed</b>	<b>0</b>	<b>0</b>	<b>0</b>	<b>0</b>	<b>0</b>	<b>0</b>

**Assigned**

## County of Marin

### Obligated Fund Balances - By Governmental Funds Fiscal Year 2020-21

Fund Name and Fund Balance Description 1	Obligated Fund Balances June 30, 2020 2	Decreases or Cancellations		Increases or New Obligated Fund Balances		Total Obligated Fund Balances for the Year 7
		Recommended 3	Adopted by the Board of Supervisors 4	Recommended 5	Adopted by the Board of Supervisors 6	
320526 ASSINGED FUND BAL-ONETME CAP PRJ	1,820,000	0	0	0	0	1,820,000
330310 ASSIGNED FUND BALANCE	0	0	0	0	0	0
330311 REQUIRED USE OF FUND BALANCE	0	0	0	0	0	0
330320 ASSIGNED FD BAL-ADMIN DESIG	8,509,224	0	0	0	0	8,509,224
<b>Total Assigned</b>	<b>10,329,224</b>	<b>0</b>	<b>0</b>	<b>0</b>	<b>0</b>	<b>10,329,224</b>
<b>Total 2560 Measure A - Parks &amp; Open Space</b>	<b>10,329,224</b>	<b>0</b>	<b>0</b>	<b>0</b>	<b>0</b>	<b>10,329,224</b>
<b>2580 Inmate Welfare Fund</b>						
<b>Assigned</b>						
330311 REQUIRED USE OF FUND BALANCE	81,812	0	0	0	0	81,812
<b>Total Assigned</b>	<b>81,812</b>	<b>0</b>	<b>0</b>	<b>0</b>	<b>0</b>	<b>81,812</b>
<b>Total 2580 Inmate Welfare Fund</b>	<b>81,812</b>	<b>0</b>	<b>0</b>	<b>0</b>	<b>0</b>	<b>81,812</b>
<b>2670 Realignment - Public Safety</b>						
<b>Committed</b>						
320555 COM FD BAL-ECNOMIC UNCERT	5,537,264	0	0	0	0	5,537,264
<b>Total Committed</b>	<b>5,537,264</b>	<b>0</b>	<b>0</b>	<b>0</b>	<b>0</b>	<b>5,537,264</b>
<b>Assigned</b>						
330311 REQUIRED USE OF FUND BALANCE	0	0	0	0	0	0
<b>Total Assigned</b>	<b>0</b>	<b>0</b>	<b>0</b>	<b>0</b>	<b>0</b>	<b>0</b>
<b>Total 2670 Realignment - Public Safety</b>	<b>5,537,264</b>	<b>0</b>	<b>0</b>	<b>0</b>	<b>0</b>	<b>5,537,264</b>

## County of Marin

### Obligated Fund Balances - By Governmental Funds Fiscal Year 2020-21

Fund Name and Fund Balance Description 1	Obligated Fund Balances June 30, 2020 2	Decreases or Cancellations		Increases or New Obligated Fund Balances		Total Obligated Fund Balances for the Year 7
		Recommended 3	Adopted by the Board of Supervisors 4	Recommended 5	Adopted by the Board of Supervisors 6	
<b>2680 Realignment - SB 1020</b>						
<b>Assigned</b>						
330311 REQUIRED USE OF FUND BALANCE	1,970,389	0	0	0	0	1,970,389
330351 RESTRICTED FUND BALANCE - BH	7,539,177	0	0	0	0	7,539,177
330352 RESTRICTED FUND BALANCE - SS	36,061	0	0	0	0	36,061
330353 RESTRICTED FUND BALANCE - DA	177,424	0	0	0	0	177,424
<b>Total Assigned</b>	<b>9,723,051</b>	<b>0</b>	<b>0</b>	<b>0</b>	<b>0</b>	<b>9,723,051</b>
<b>Total 2680 Realignment - SB 1020</b>	<b>9,723,051</b>	<b>0</b>	<b>0</b>	<b>0</b>	<b>0</b>	<b>9,723,051</b>
<b>2800 Health and Human Services Operating</b>						
<b>Assigned</b>						
330320 ASSIGNED FD BAL-ADMIN DESIG	5,999,323	0	0	0	0	5,999,323
<b>Total Assigned</b>	<b>5,999,323</b>	<b>0</b>	<b>0</b>	<b>0</b>	<b>0</b>	<b>5,999,323</b>
<b>Total 2800 Health and Human Services Operating</b>	<b>5,999,323</b>	<b>0</b>	<b>0</b>	<b>0</b>	<b>0</b>	<b>5,999,323</b>
<b>2900 Health and Human Services Whole Person</b>						
<b>Assigned</b>						
330320 ASSIGNED FD BAL-ADMIN DESIG	510,000	0	0	0	0	510,000
<b>Total Assigned</b>	<b>510,000</b>	<b>0</b>	<b>0</b>	<b>0</b>	<b>0</b>	<b>510,000</b>
<b>Total 2900 Health and Human Services Whole Person</b>	<b>510,000</b>	<b>0</b>	<b>0</b>	<b>0</b>	<b>0</b>	<b>510,000</b>
<b>Total Special Revenue Funds</b>	<b>64,860,134</b>	<b>0</b>	<b>0</b>	<b>0</b>	<b>0</b>	<b>64,860,134</b>

## County of Marin

### Obligated Fund Balances - By Governmental Funds Fiscal Year 2020-21

Fund Name and Fund Balance Description 1	Obligated Fund Balances June 30, 2020 2	Decreases or Cancellations		Increases or New Obligated Fund Balances		Total Obligated Fund Balances for the Year 7
		Recommended 3	Adopted by the Board of Supervisors 4	Recommended 5	Adopted by the Board of Supervisors 6	

#### Capital Project Funds

#### 1420 Miscellaneous Capital Projects

##### Assigned

330310 ASSIGNED FUND BALANCE	0	0	0	0	0	0
330311 REQUIRED USE OF FUND BALANCE	11,719,444	0	0	0	0	11,719,444
330320 ASSIGNED FD BAL-ADMIN DESIG	1,147,756	0	0	0	0	1,147,756
<b>Total Assigned</b>	<b>12,867,200</b>	<b>0</b>	<b>0</b>	<b>0</b>	<b>0</b>	<b>12,867,200</b>
<b>Total 1420 Miscellaneous Capital Projects</b>	<b>12,867,200</b>	<b>0</b>	<b>0</b>	<b>0</b>	<b>0</b>	<b>12,867,200</b>

#### 1430 Other Capital Projects - Road and Bridge

##### Assigned

330311 REQUIRED USE OF FUND BALANCE	2,798,592	0	0	0	0	2,798,592
330320 ASSIGNED FD BAL-ADMIN DESIG	7,019,365	0	0	0	0	7,019,365
330331 Restricted for Grant Match	0	0	0	0	0	0
<b>Total Assigned</b>	<b>9,817,957</b>	<b>0</b>	<b>0</b>	<b>0</b>	<b>0</b>	<b>9,817,957</b>
<b>Total 1430 Other Capital Projects - Road and Bridge</b>	<b>9,817,957</b>	<b>0</b>	<b>0</b>	<b>0</b>	<b>0</b>	<b>9,817,957</b>

#### 1440 COP Projects

##### Assigned

330311 REQUIRED USE OF FUND BALANCE	1,017,737	0	0	0	0	1,017,737
<b>Total Assigned</b>	<b>1,017,737</b>	<b>0</b>	<b>0</b>	<b>0</b>	<b>0</b>	<b>1,017,737</b>

## County of Marin

### Obligated Fund Balances - By Governmental Funds Fiscal Year 2020-21

Fund Name and Fund Balance Description	Obligated Fund Balances June 30, 2020	Decreases or Cancellations		Increases or New Obligated Fund Balances		Total Obligated Fund Balances for the Year
		Recommended	Adopted by the Board of Supervisors	Recommended	Adopted by the Board of Supervisors	
1	2	3	4	5	6	7
<b>Total 1440 COP Projects</b>	1,017,737	0	0	0	0	1,017,737
<b>Total Capital Project Funds</b>	23,702,894	0	0	0	0	23,702,894
<b>Total Governmental Funds</b>	255,554,590	0	0	0	0	255,554,590

## County of Marin

### Summary of Additional Financing Sources by Source and Fund Governmental Funds Fiscal Year 2020-21

Description 1	2018-19 Actual 2	2019-20 Estimated 3	2020-21 Recommended 4	2020-21 Adopted by the Board of Supervisors 5
------------------	------------------------	---------------------------	-----------------------------	--

#### Summarization by Source

Taxes	271,675,857	284,178,966	268,566,016	268,566,016
Licenses, Permits and Franchises	15,787,851	15,033,345	16,272,804	16,272,804
Fines, Forfeitures, and Penalties	9,812,483	7,305,223	6,259,841	6,259,841
Use of Money and Property	14,206,764	10,303,068	2,447,148	2,447,148
Intergovernmental Revenues	238,972,998	239,251,060	200,037,221	200,037,221
Charges for Current Services	66,379,447	58,075,383	49,186,014	49,186,014
Miscellaneous Revenues	6,001,148	6,165,660	17,559,690	17,559,690
Other Financing Sources	147,488,045	154,572,573	136,373,965	136,373,965
<b>Total Summarization by Source</b>	<b>770,324,593</b>	<b>774,885,278</b>	<b>696,702,699</b>	<b>696,702,699</b>

## County of Marin

### Summary of Additional Financing Sources by Source and Fund (cont.) Governmental Funds Fiscal Year 2020-21

Description	2018-19 Actual	2019-20 Estimated	2020-21 Recommended	2020-21 Adopted by the Board of Supervisors
1	2	3	3	4

#### Summarization by Fund

1000 General Fund	368,923,814	366,239,701	330,917,904	330,917,904
1010 Miscellaneous Projects	5,499,620	11,660,788	0	0
1410 Courthouse Construction Fund (GC 76100)	405,136	318,493	379,108	379,108
1420 Miscellaneous Capital Projects	10,338,754	9,172,861	5,561,962	5,561,962
1430 Other Capital Projects - Road and Bridge	14,723,877	17,551,353	6,928,600	6,928,600
1440 COP Projects	555,542	(121,690)	0	0
1600 2003 Pension Obligation Bonds	10,282,801	11,041,015	11,634,589	11,634,589
1610 Tobacco Securitization Bond	3,061,778	2,522,794	1,773,200	1,773,200
1630 ConsolReasmtBds-Prpy	50	29	0	0
1660 MCOS SplyHlwBondsDSF	479	273	0	0
1680 2001 Certificates of Participation	896,640	895,147	899,742	899,742
1690 2010 Certificates of Participation	0	0	0	0
1700 1915 Marshal #1 - East Shore Wastewater Project	55,466	56,426	56,623	56,623
1710 1915 Marshal #2 - East Shore Wastewater Project	35,099	36,595	37,500	37,500
1720 2015 Certificates of Participation	4,471,087	4,474,901	4,471,775	4,471,775
2010 Local Vital Health Statistics	2,102	1,710	0	0
2020 Electronic Recording Delivery Systems	56,624	67,374	60,000	60,000
2030 Records Modernization (GC 27361)	240,509	330,097	508,040	508,040
2040 Micrographics Conversion (GF 27361.4)	61,045	69,592	90,000	90,000
2050 Vital Records Modernization (SB 1535)	22,737	19,421	15,000	15,000
2060 SSN Truncation Program	4,394	1,961	71,060	71,060

## County of Marin

### Summary of Additional Financing Sources by Source and Fund (cont.)

#### Governmental Funds Fiscal Year 2020-21

Description 1	2018-19 Actual 2	2019-20 Estimated 3	2020-21 Recommended 3	2020-21 Adopted by the Board of Supervisors 4
------------------	------------------------	---------------------------	-----------------------------	--

#### Summarization by Fund

2070 Planning In-Lieu Housing	5,432,065	7,963,483	713,550	713,550
2080 Building Inspection	3,882,154	3,290,257	5,380,422	5,380,422
2090 Environmental Health Services	4,318,313	3,968,455	4,383,031	4,383,031
2100 HUD Fund	3,206,188	6,064	0	0
2110 East Shore Wastewater Maintenance Fund	72,402	74,106	67,000	67,000
2120 Child Support Services	3,930,482	3,243,112	3,905,634	3,905,634
2130 DOJ Equitable Sharing Program	110	33	0	0
2140 High Tech Theft Apprehension & Prosecution (Cnty)	1,339,264	1,407,168	3,078,791	3,078,791
2150 MCERA Employees	2,466,281	2,377,180	3,187,974	3,187,974
2160 Road	12,598,445	11,266,111	9,990,286	9,990,286
2170 Survey Monument Preservation	13,646	10,444	20,000	20,000
2180 Tidelands Use Fees	35,908	34,839	0	0
2200 Roadway Impact Fees	1,176,240	1,249,008	750,000	750,000
2210 Traffic - Tamalpais Community Plan Area	27,151	10,231	0	0
2220 Traffic - Strawberry Interchange Plan	36,488	9,814	0	0
2230 Traffic - West Sir Francis Drake	11,006	5,878	0	0
2240 Traffic - Atherton Avenue Interchange	19,274	5,961	0	0
2250 Zero Waste Public Outreach	170,728	106,978	20,000	20,000
2260 Non-Motorized Transportation Plan (NTPP)	44,938	(276,414)	0	0
2270 Off-Highway Motor Vehicle Trails (VC 42204)	798	492	0	0
2280 Hospital Preparedness Program (HPP)	413,324	487,882	514,448	514,448
2290 California Tobacco Control Program (CTCP)	504,568	706,553	613,589	613,589



# County of Marin

## Summary of Additional Financing Sources by Source and Fund (cont.)

### Governmental Funds Fiscal Year 2020-21

Description	2018-19 Actual	2019-20 Estimated	2020-21 Recommended	2020-21 Adopted by the Board of Supervisors
1	2	3	3	4

#### Summarization by Fund

2300 Domestic Violence (W&I 18305)	55,375	47,503	66,000	66,000
2310 Children's Trust (AB 2994)	44,771	33,893	23,400	23,400
2320 Social Services Realignment	15,585,872	14,281,159	15,131,092	15,131,092
2330 Health Services Realignment	8,941,479	8,369,561	7,060,354	7,060,354
2340 Health Program	556,085	1,164,289	915,053	915,053
2350 Emergency Medical Services (GC 76104)	766,293	581,497	765,255	765,255
2360 Mental Health Realignment	13,316,642	12,943,524	9,152,292	9,152,292
2370 Mental Health Program	54,634	4,065,557	200,000	200,000
2380 Mental Health Services Act (Prop 63)	16,121,143	13,413,032	15,507,374	15,507,374
2390 Substance Abuse Prevention and Treatment (SAPT)	479,558	1,875,372	2,010,347	2,010,347
2400 Project Independence	22	13	0	0
2410 Realignment - CalWORKS MOE	1,824,977	2,062,128	1,773,410	1,773,410
2420 DHCS Intergovernmental Transfer Agreement	1,212,543	18,102	0	0
2430 Vital Statistics (SB 1535)	50,581	47,675	0	0
2440 Andrea Fox Fund	484	276	0	0
2450 Child Car Seat Program	2,657	2,158	0	0
2460 POST - Death Certificates	2,971	2,816	0	0
2470 Marin County Library	16,539,351	17,383,062	17,213,875	17,213,875
2480 Marin County Free Library Measure A	2,562,867	2,610,279	2,680,000	2,680,000
2490 Marin County Library Trust	10,960	5,943	0	0
2500 Bolinas Library Trust	321	183	0	0
2510 Corte Madera Library - A. Cello Fund	8,298	4,605	0	0

## County of Marin

### Summary of Additional Financing Sources by Source and Fund (cont.)

#### Governmental Funds Fiscal Year 2020-21

Description	2018-19 Actual	2019-20 Estimated	2020-21 Recommended	2020-21 Adopted by the Board of Supervisors
1	2	3	3	4

#### Summarization by Fund

2520 California Room Trust - Watkins Estate	1,327	758	0	0
2530 Stinson Beach Library Trust	647	369	0	0
2550 Luiz Ranch Endowment	17	(1)	0	0
2560 Measure A - Parks & Open Space	15,463,057	15,107,258	11,718,185	11,718,185
2570 Realignment - Juvenile Justice Crime Prevention	1,138,310	1,128,112	795,975	795,975
2580 Inmate Welfare Fund	721,190	377,072	216,604	216,604
2590 DMV Vehicle Theft (PC 9250.14)	265,322	255,429	114,192	114,192
2600 Suppl Lcl Law Enf - Rural Counties and COPS	719,890	569,773	0	0
2610 Crime Prevention - DCEP	1,738	846	15,000	15,000
2620 Writ Fee (GC 26746)	22,770	6,573	0	0
2630 Asset Forfeiture	4,301	546	0	0
2640 Auto Finger ID (GC 76102)	298,972	275,336	153,833	153,833
2650 Local Law Enforcement Block Grant	3,569	2,034	0	0
2660 Civil Paper Service Fee (GC 26731)	43,829	25,304	0	0
2670 Realignment - Public Safety	6,304,230	6,410,442	6,391,412	6,391,412
2680 Realignment - SB 1020	13,886,462	14,087,261	10,804,302	10,804,302
2690 Realignment - Juvenile Justice YOBG	824,742	665,359	859,873	859,873
2700 Countywide Grants	712,196	847,405	674,249	674,249
2720 Dispute Resolution (BP 470.3)	118,598	30,225	0	0
2730 Criminal Justice Facilities (GC 76101)	460,137	362,007	540,000	540,000
2740 Real Estate Fraud (GC 27388)	272,098	308,644	0	0
2770 HUD HOME Prog Inc	1,303	643,518	742,490	742,490

## County of Marin

### Summary of Additional Financing Sources by Source and Fund (cont.)

#### Governmental Funds Fiscal Year 2020-21

Description 1	2018-19 Actual 2	2019-20 Estimated 3	2020-21 Recommended 3	2020-21 Adopted by the Board of Supervisors 4
------------------	------------------------	---------------------------	-----------------------------	--

#### Summarization by Fund

2780 Treasury AFMLS - Equitable Sharing Prgm	620	331	0	0
2790 SB678 Community Correction Performance	1,048,813	1,017,416	1,303,475	1,303,475
2800 Health and Human Services Operating	178,230,027	182,328,170	186,456,824	186,456,824
2810 Fish and Wildlife Commission	36,003	29,629	46,930	46,930
2820 Roadway Impact Fees	191,811	181,759	0	0
2830 Supplemental Law Enf - COPS	244,438	248,831	0	0
2840 Asset Forfeiture	817	465	0	0
2850 Asset Forfeiture	385	220	0	0
2860 Asset Forfeiture	80,672	28,671	0	0
2870 Asset Forfeiture	99	57	0	0
2880 Asset Forfeiture	265,088	310,167	47,075	47,075
2890 Zimmer Family Trust	18,820	10,731	0	0
2900 Health and Human Services Whole Person	5,319,602	7,228,910	5,000,000	5,000,000
2920 Welfare Trust	99,585	342,625	0	0
2930 Marin Transportation Project	56	32	0	0
2940 Traffic Impact Lucas	5,904	3,366	0	0
2950 Traffic Mitigation Misc	79	45	0	0
2960 Northgate Activity CTR Plan	13,914	38,775	0	0
2970 HUD CDBG Program	0	1,418,216	1,594,000	1,594,000
2980 Health and Human Services Grants	5,565,304	124,648	0	0
2990 CARES ACT EMERGENCY RELIEF	0	(91)	0	0
3370 Woodacre Creek	14	8	0	0

# County of Marin

## Summary of Additional Financing Sources by Source and Fund (cont.)

### Governmental Funds Fiscal Year 2020-21

Description	2018-19 Actual	2019-20 Estimated	2020-21 Recommended	2020-21 Adopted by the Board of Supervisors
1	2	3	3	4

#### Summarization by Fund

3390 WsteMgmtJPA-WstMarin	2,078	1,149	0	0
3420 PLANNING FIN MAP PLAN CK FEE	7,517	5,046	0	0
3430 RESTRICTED AFFORDABLE HOUSING	53,968	48,586	0	0
3440 TOT Measure W Fire Emergency Services	194,975	604,585	350,000	350,000
3450 TOT Measure W Community Housing	194,975	606,514	350,000	350,000
6210 Trails Legacy	0	0	0	0
6220 Fishnet 4C	14	(14)	0	0
6240 Other Grants	864	(864)	0	0
6250 CSA #23 Terra Linda Area	0	(18)	0	0
6260 CSA #25 San Marin Area	(5)	0	0	0
6270 Affordable Housing Fund	0	0	0	0
6280 Marin Transport Proj	0	0	0	0
6290 Transport Imprv Fee	0	0	0	0
6300 DevelFee-TrfcMitigat	0	0	0	0
6310 Traffic N. GateActiv	0	0	0	0
6320 BASWMAA-RegAdCampagn	0	0	0	0
6340 Alcohol and Drug Program	(1)	(1)	0	0
6360 Pt Reyes Vist Fac Tr	144	82	0	0
6370 Marin WildlifeGrants	484	(484)	0	0
6380 Plan'g- In-lieuParks	2,103	1,200	0	0
6390 FinalMap&PlanChckFee	0	0	0	0
6400 Transit Ticket Sales	184	106	0	0

## County of Marin

### Summary of Additional Financing Sources by Source and Fund (cont.)

#### Governmental Funds Fiscal Year 2020-21

Description 1	2018-19 Actual 2	2019-20 Estimated 3	2020-21 Recommended 3	2020-21 Adopted by the Board of Supervisors 4
------------------	------------------------	---------------------------	-----------------------------	--

#### Summarization by Fund

6410 Welfare Program	0	0	0	0
6440 SpclCircumstnPC987.9	2,959	1,687	0	0
6450 AutomatWrntVC40508.5	96	55	0	0
6460 Miller Pk Boat Launch	1,420	809	0	0
6470 Black Point Boat Launch	844	482	0	0
6480 McInnis Park Golf Deposit	1	1	0	0
6500 Stafford Lake Trust	0	0	0	0
6520 Asset Forfeiture	6	3	0	0

#### Total Summarization by Fund

770,324,593

774,885,278

696,702,699

696,702,699

## County of Marin

### Detail of Additional Financing Sources by Fund and Account Governmental Funds Fiscal Year 2020-21

Fund Name	Financing Source Category	Financing Source Account	2018-19 Actual	2019-20 Estimated	2020-21 Recommended	2020-21 Adopted by the Board of Supervisors
1	2	3	4	5	6	7

#### General Fund

#### 1000 General Fund

*Taxes*

411030 PROP TAX-CURR UNSEC	2,523,509	2,709,096	2,370,000	2,370,000
411110 PROP TAX-CUR SECURED	136,956,511	141,132,159	147,500,000	147,500,000
411115 PROP TAX-CURR SEC-UNI	1,698,401	1,668,205	1,225,000	1,225,000
411125 PROP TAX CUR SEC SPL BEN TAX	25,393	(166)	75,000	75,000
411135 PROP TAX- PRIOR UNSEC	98,493	106,710	93,500	93,500
411210 SUPP PROP TAX-CURR	3,151,832	3,171,571	1,840,000	1,840,000
411215 SUPP PROP TAX-CURR-UNSEC	27,317	123,211	31,000	31,000
411310 SUPP PROP TAX-PRIOR-REDEM	92,618	118,706	52,500	52,500
411410 RESIDUAL PROP TAX-RPTTF (ABX1)	880,900	1,060,677	595,000	595,000
411510 PASTHRU PRTAX HMILT N RDATA X I	326,592	341,779	330,000	330,000
411515 PSTHRU PROP TX-NOV DNTWN RDA	200,620	237,642	205,000	205,000
411520 PSTHRU PROP TX-NO HAMILTON RDA	261,870	274,699	265,000	265,000
411525 PSTHRU PROP TX-SRRDA PR1290 PA	1,796,878	1,766,801	1,800,000	1,800,000
411540 PASS THRU PROP TX NV VNOK RDA	0	0	0	0
411610 PROP TAX IN LIEU OF VLF	34,373,439	36,107,188	37,800,000	37,800,000

## County of Marin

### Detail of Additional Financing Sources by Fund and Account Governmental Funds Fiscal Year 2020-21

Fund Name 1	Financing Source Category 2	Financing Source Account 3	2018-19 Actual 4	2019-20 Estimated 5	2020-21 Recommended 6	2020-21 Adopted by the Board of Supervisors 7
		411710 SALES AND USE TAX	4,808,327	4,690,231	3,600,000	3,600,000
		411715 SALES TAX1/4% TRANS SALES TAX	70,177	65,915	60,000	60,000
		411810 OTH TAX-CURR ERAF REV	2,777,051	4,369,697	0	0
		411820 OTH TAX-EXCES ERAF	41,354,260	45,745,214	35,000,000	35,000,000
		411825 OTH TAX-TRIPLE FLIP	0	0	0	0
		411830 OTH TAX- PROP TRAN TAX	3,742,859	3,923,567	2,750,000	2,750,000
		411835 OTH TAX-TRANSIENT OCC TAX	5,018,565	4,556,101	3,500,000	3,500,000
		411840 OTH TAX-AIRCRAFT TAX	237,428	242,426	200,000	200,000
		460120 TAX COL FEES ADM (CTRA)	(2)	0	0	0
<b>Total Taxes</b>			<b>240,423,038</b>	<b>252,411,429</b>	<b>239,292,000</b>	<b>239,292,000</b>
<b>Licenses, Permits and Franchises</b>						
		421110 ANIMAL LICENSES	283,166	230,024	250,000	250,000
		421210 BUSINESS LICENSES	0	0	0	0
		421215 BUSINESS LICENSES-UNINCORP	1,026,544	1,019,848	750,000	750,000
		421220 BUS LICENSES-5% ADMIN FEE	1,110	1,099	0	0
		421310 CONSTRUCTION PERMITS	368,500	294,754	380,275	380,275
		421315 CONST PERMITS-INSPECTIONS	5,000	0	8,000	8,000
		421320 CONST PERMITS - BLDG	126,202	197,918	107,000	107,000
		421410 ROAD PRIVILEGES AND PERMITS	460,226	366,981	250,000	250,000

## County of Marin

### Detail of Additional Financing Sources by Fund and Account Governmental Funds Fiscal Year 2020-21

Fund Name 1	Financing Source Category 2	Financing Source Account 3	2018-19 Actual 4	2019-20 Estimated 5	2020-21 Recommended 6	2020-21 Adopted by the Board of Supervisors 7
		421510 ZONE PERM ADMIN-SUSTAIN REVIEW	48,476	54,527	51,500	51,500
		421515 ZONE PERM ADMIN-GEN PLAN MAIN	347,510	310,824	358,750	358,750
		421520 ZONE PERM ADMIN-SPL PLAN SRV	0	0	0	0
		421525 ZONE PERM ADMIN-DEV REV FEES	521,730	672,292	675,379	675,379
		421610 FRANCHISES	1,379,965	1,891,453	2,060,360	2,060,360
		421615 FRANCHISES-CABLE TV	1,056,859	1,150,969	1,050,000	1,050,000
		421710 OTHER LICENSES AND PERMITS	21,198	23,676	8,000	8,000
		421735 OTH LIC AND PERM-UNDGRD STRG	0	0	0	0
		421740 OTH LIC PER-ENFOR COST RECOV	25,474	69,855	25,000	25,000
		421750 OTH LIC PERM-MED MARIJUANA	0	0	0	0
<i>Total Licenses, Permits and Franchises</i>			5,671,960	6,284,220	5,974,264	5,974,264
<i>Fines, Forfeitures, and Penalties</i>						
		431110 VEHICLE CODE FINE	0	0	0	0
		431115 VEHICLE CODE FINE-STATHAM	0	0	0	0
		431120 VEHI CODE FINE-DELINQUENT	1,045,697	1,023,546	1,095,441	1,095,441
		431210 OTHER COURT FINES	1,205,365	812,661	1,121,651	1,121,651
		431215 OTH CRT FINES-TRAFFIC SCHOOL	21,260	642	0	0
		431220 OTH CRT FINES-TVS BAL OF FEE	327,815	183,570	0	0
		431225 OTH CRT FINES-INVST COST REC	0	0	0	0



## County of Marin

### Detail of Additional Financing Sources by Fund and Account Governmental Funds Fiscal Year 2020-21

Fund Name 1	Financing Source Category 2	Financing Source Account 3	2018-19 Actual 4	2019-20 Estimated 5	2020-21 Recommended 6	2020-21 Adopted by the Board of Supervisors 7
		431310 FORFEITURES AND PENALTIES	761,570	618,458	1,119,601	1,119,601
		431410 PENALTY ON DELINQUENT TAX	4,429,964	3,028,729	1,073,900	1,073,900
		431415 PENALTY DELIN TAX-REDEMP	7,800	7,140	20,000	20,000
<i>Total Fines, Forfeitures, and Penalties</i>			7,799,471	5,674,746	4,430,593	4,430,593
<i>Use of Money and Property</i>						
		441110 INVESTMT INCOME-INT	342	4,495	0	0
		441115 INVESTMT INCOME-INT POOLED	5,925,667	7,297,453	250,000	250,000
		441120 INVESTMT INCOME-ERAF INT	67,002	83,497	20,000	20,000
		441135 INVESTMT INCOME-UNREALIZD GAIN	1,589,858	(1,589,858)	0	0
		441210 RENTS AND CONCESSIONS-EQUIP	138,515	117,274	60,341	60,341
		441215 RENTS AND CONCESSIONS-PROP	2,038,982	1,740,684	1,688,440	1,688,440
		441220 RENTS CONCESSIONS-VENDNG MACH	0	0	5,000	5,000
		441225 RENTS AND CONCESS-HANDLG FEE	0	0	0	0
		441230 RENTS AND CONCESS-FOOD CONCESS	33,233	13,122	26,500	26,500
<i>Total Use of Money and Property</i>			9,793,599	7,666,667	2,050,281	2,050,281
<i>Intergovernmental Revenues</i>						
		451150 STATE-INLIEU TX-CALTRN	12,388	10,410	10,000	10,000
		451210 STATE-PUB ASSIST ADMIN	0	0	0	0
		451310 STATE-PUBLIC ASSIST PRG	0	0	80,000	80,000

## County of Marin

### Detail of Additional Financing Sources by Fund and Account Governmental Funds Fiscal Year 2020-21

Fund Name 1	Financing Source Category 2	Financing Source Account 3	2018-19 Actual 4	2019-20 Estimated 5	2020-21 Recommended 6	2020-21 Adopted by the Board of Supervisors 7
		451315 STATE-PUB ASSIST PRG-CAPIT	0	0	0	0
		451320 STATE - PA PROGRAM -FOSTER CARE	0	0	0	0
		451325 STATE PUB ASSIST CHILD WEL SVS	0	0	0	0
		451330 STATE -PA ADULT PRORECTV SVC	0	0	0	0
		451335 STATE-PA PROGRAM - FOSTR CARE	0	0	0	0
		451410 STATE-HEALTH ADMIN	0	0	0	0
		451510 STATE-CALIFORNIA CHILDREN SVS	0	0	0	0
		451610 STATE - MENTAL HEALTH	0	0	0	0
		451710 STATE-TUBERCULOSIS CONTROL	0	0	0	0
		451810 STATE - HEALTH	0	0	40,186	40,186
		451820 STATE- AGRICULTURE	170,846	190,555	171,100	171,100
		451830 STATE - CIVIL DEFENSE	0	0	0	0
		451850 STATE-JVENLE RENTRY GR SB 1020	845,211	886,134	840,000	840,000
		451860 STATE-CORRECTIONS	0	0	50,089	50,089
		451880 STATE-VETERANS' AFFAIRS	0	0	0	0
		451910 STATE-HOMEOWNERS PROP TAX RLF	639,777	637,681	650,000	650,000
		451920 STATE-PROP 172 PUB SFTY FUND	26,683,173	25,911,405	20,000,000	20,000,000
		451930 STATE-COPS	73,123	72,629	87,818	87,818
		451940 STATE-COPS-SMLL CTY RURL ENFOR	0	0	0	0

## County of Marin

### Detail of Additional Financing Sources by Fund and Account Governmental Funds Fiscal Year 2020-21

Fund Name 1	Financing Source Category 2	Financing Source Account 3	2018-19 Actual 4	2019-20 Estimated 5	2020-21 Recommended 6	2020-21 Adopted by the Board of Supervisors 7
		451950 STATE-OTH-REALGMENT VLF	221,626	173,732	0	0
		451960 STATE-OTH-SB 90 REIMB	5,819,830	197,258	15,000	15,000
		451970 STATE-OTHER	2,154,424	2,504,648	6,636,810	6,636,810
		451971 STATE-MISC CONTRIBUTION	126,230	126,444	120,000	120,000
		451980 STATE-OTH-PEACE OFFICER TRNG	185,701	394,217	357,300	357,300
		451985 SB1020 LOCAL INNOVAT SUB ACCT	0	0	0	0
		451990 STATE REALIGN-PUB SAFETY AB	0	0	0	0
		452110 FEDERAL-PUB ASSIST ADMIN	0	0	0	0
		452210 FEDERAL-PUB ASSIST PRG	313,834	228,044	300,000	300,000
		452310 FEDERAL-HEALTH ADMINISTRATION	0	0	0	0
		452410 FED-DISASTER RELIEF-STRM DMAGE	0	0	0	0
		452510 FEDERAL-IN-LIEU TAXES	224,817	235,080	200,000	200,000
		452610 FEDERAL-OTHER	1,870,799	2,311,204	634,793	634,793
		453110 OTH-GOVERNMENTAL AGENCIES	3,487,871	2,817,624	2,313,772	2,313,772
<b>Total Intergovernmental Revenues</b>			<b>42,829,650</b>	<b>36,697,065</b>	<b>32,506,868</b>	<b>32,506,868</b>
<b>Charges for Current Services</b>						
		460110 CHRG FOR SV - ASSMNT TX COLL	32,599	16,008	16,000	16,000
		460115 CHRG FOR SV - SPEC PROP TX AD	1,043,247	1,100,263	1,100,000	1,100,000
		460125 ASSESSMENT AND TAX COLL FEES-CITIES	3,011,593	2,745,433	2,653,100	2,653,100

## County of Marin

### Detail of Additional Financing Sources by Fund and Account Governmental Funds Fiscal Year 2020-21

Fund Name 1	Financing Source Category 2	Financing Source Account 3	2018-19 Actual 4	2019-20 Estimated 5	2020-21 Recommended 6	2020-21 Adopted by the Board of Supervisors 7
		460130 ASSESSMENT AND TAX COLL-TAX SALES	500	0	0	0
		460135 ASSESSMENT AND TAX COLL FEE-SUSP	226,332	147,797	147,000	147,000
		460140 AS TX COL FEE-SUP PROP TX ADMN	1,113,841	1,141,057	775,000	775,000
		460145 AS TX COL FEE--APPLICATN FEE	18,244	17,430	35,000	35,000
		460210 SPL ASSESSMENT-SPECIAL DIST	32,094	32,502	32,000	32,000
		460310 AUDITING AND ACCT FEES	0	0	5,000	5,000
		460315 AUDITING AND ACCT FEES-BONDS	0	0	0	0
		460320 AUD AND ACC FEE-REIM BANK FEE	926,603	897,748	926,512	926,512
		460410 COMMUNICATION SVS	497,942	506,925	641,819	641,819
		460415 COMMUNICATION SVS-TECHNICAL	88,933	69,765	358,000	358,000
		460420 COMMUNICATION SVS-OPERATION	3,338,167	3,437,802	3,659,179	3,659,179
		460510 ELECTION SERVICES	714,660	649,176	445,000	445,000
		460515 ELECTION SVS- FILING FEE	52,035	25,430	50,000	50,000
		460610 LEGAL SERVICES	563,308	381,295	620,000	620,000
		460615 LEGAL SERVICES-COUNSEL FEES	0	0	0	0
		460710 PLANNING AND ENG SVS	259,519	262,146	364,500	364,500
		460715 PLAN AND ENG SVS-MAPPING FEES	255	51	0	0
		460720 PLAN AND ENG SVS-TECHNLGY FEE	3,705	2,985	4,000	4,000
		460725 PLAN AND ENG SVS-SITE CHK FEE	279,692	176,487	206,000	206,000

## County of Marin

### Detail of Additional Financing Sources by Fund and Account Governmental Funds Fiscal Year 2020-21

Fund Name	Financing Source Category	Financing Source Account	2018-19 Actual	2019-20 Estimated	2020-21 Recommended	2020-21 Adopted by the Board of Supervisors
1	2	3	4	5	6	7
		460730 PLAN AND ENG SVS-INT STUDIES	47,959	12,625	30,900	30,900
		460735 PLAN AND ENG SVS-ENT GIS FEE	0	0	0	0
		460740 PURCHASING FEES	1,074,294	1,180,121	1,252,800	1,252,800
		460810 CIVIL PROCESSING SVS	360	315	60,000	60,000
		460815 CIVIL PROCESSING SVS-GARNISHMT	1,709	1,572	2,300	2,300
		460820 CIVIL PROCES SVS-SUBP WIT FEES	1,375	0	0	0
		460825 CIVIL SVS-CRT FEE-MUNICIPAL	2,015	543	10,000	10,000
		460830 CIVIL SVS-CRT FEES-SQ	175,010	87,375	102,585	102,585
		460835 CIVIL SVS-JUVI REC SEAL FEE	0	0	0	0
		460840 CIVIL PROCESS SVS-FILING FEES	(59,458)	0	0	0
		460910 ESTATE FEES	485,739	456,352	468,405	468,405
		461110 HUMANE SERVICES	118,155	93,244	100,300	100,300
		461210 LAW ENFOR SVS-JAIL BOOKING FEE	203,555	222,060	225,674	225,674
		461215 LAW ENFORCEMENT SERVICES-DUI	0	0	0	0
		461220 LAW ENFOR SVS-COMUNTY SVS WORK	4,400	3,836	0	0
		461225 LAW ENFOR SVS-ADMIN FEE	11,323	6,270	0	0
		461230 LAW ENFOR SVS-RESTI FEES	0	0	0	0
		461235 LAW ENFOR SVS-SUPRV PROB CASE	111,802	101,150	175,000	175,000
		461240 LAW ENFOR SVS-ACELERTED PAROLE	15,537	26,224	30,000	30,000

# County of Marin

## Detail of Additional Financing Sources by Fund and Account Governmental Funds Fiscal Year 2020-21

Fund Name 1	Financing Source Category 2	Financing Source Account 3	2018-19 Actual 4	2019-20 Estimated 5	2020-21 Recommended 6	2020-21 Adopted by the Board of Supervisors 7
		461245 LAW ENFOR SVS-APPLI FEES	0	0	0	0
		461250 LAW ENFOR SVS-CT OTH GVT AGEN	784,239	767,419	893,435	893,435
		461255 LAW ENFORCEMENT SERVICES	80,569	70,608	83,217	83,217
		461310 RECORDING FEES	687,465	987,383	1,123,366	1,123,366
		461315 REC FEES-NO OWNERSHIP RPRT	2,680	2,633	9,296	9,296
		461320 REC FEES-DEATH CERTI	0	0	0	0
		461325 REC FEES-ADMIN	178,801	215,689	124,266	124,266
		461330 RECORDING FEES-AB 1938	1,050	650	4,150	4,150
		461335 RECORDING FEES-CLERK FEES	245,287	206,700	280,000	280,000
		461410 HEALTH FEES	0	0	0	0
		461415 HEALTH FEES-CERT FEES	0	0	0	0
		461420 HEALTH FEES-MEDICARE REVENUE	0	0	0	0
		461425 HEALTH FEES-HEALTHY FAMILIES	0	0	0	0
		461430 HEALTH FEES-PVT INS	0	0	0	0
		461435 HEALTH FEES-PATIENT FEES	0	0	0	0
		461440 HEALTH FEES-LAB FEES	0	0	0	0
		461445 HEALTH FEES-HEALTH KIDS	0	0	0	0
		461450 MENTAL HEALTH SERVICES	0	0	0	0
		461455 MENTAL HEALTH SVS-INS	0	0	0	0

# County of Marin

## Detail of Additional Financing Sources by Fund and Account Governmental Funds Fiscal Year 2020-21

Fund Name 1	Financing Source Category 2	Financing Source Account 3	2018-19 Actual 4	2019-20 Estimated 5	2020-21 Recommended 6	2020-21 Adopted by the Board of Supervisors 7
		461460 CALIFORNIA CHILDREN SVS	0	0	0	0
		461610 INSTITUTIONAL CARE SVS	105	0	0	0
		461615 INST CARE AND SVS-IN-PAT HOSP	26,985	22,555	40,000	40,000
		461620 INST CARE & SVS-WORK PRG REIM	83,579	86,856	150,000	150,000
		461625 INST CARE SVS-GEN ASSIST REIM	0	0	0	0
		461630 INST CARE AND SVS-AMBUL FEES	2,255,113	2,548,782	1,550,000	1,550,000
		461635 INST CARE AND SVS-REIM PVT	0	0	0	0
		461710 EDUCATIONAL SERVICES	0	0	0	0
		461910 PARKS AND REC SVS	0	0	0	0
		461915 PARKS AND REC SVS-PICNIC FEES	134,052	87,632	94,500	94,500
		461920 PARKS AND REC SVS-CONCES REVUE	0	0	0	0
		461925 PARKS AND REC SVS-YEARLY PERMT	36,394	36,539	28,350	28,350
		461930 PARKS AND REC SVS-ADMISSIONS	359,700	272,390	255,850	255,850
		461935 PKS AND REC SVS-ATHLETIC FEES	47,950	26,578	29,470	29,470
		461940 PKS AND REC SVS-FILMING	5,012	0	4,000	4,000
		461945 PKS AND REC SVS-SWIM POOL FEES	41,571	13,527	0	0
		461955 PKS AND REC SVS-EXHIBIT SALES	1,271	381	0	0
		462610 CHRGS FOR CUR SVCS-OTHER	9,548,705	8,950,199	5,185,908	5,185,908
		462630 OTH-STATE AND FED FIRE REIMB	9,170,068	5,049,990	291,000	291,000

## County of Marin

### Detail of Additional Financing Sources by Fund and Account Governmental Funds Fiscal Year 2020-21

Fund Name 1	Financing Source Category 2	Financing Source Account 3	2018-19 Actual 4	2019-20 Estimated 5	2020-21 Recommended 6	2020-21 Adopted by the Board of Supervisors 7
		462640 OTHER-FOREST CDF	6,146,071	6,972,260	5,700,000	5,700,000
		462650 OTHER-MICROGRAPHIC	191,984	183,301	188,855	188,855
		462660 OTHER-CENTRAL SERVICES	38,070	50,551	40,000	40,000
		462670 OTHER-EXTRA-HIRE STAFFING	49,967	30,270	25,767	25,767
		462680 OTHER-LOCAL 16 STATE TECH	656,148	458,842	374,000	374,000
		462690 OTHER - CONTRACT REV	288,112	242,275	574,560	574,560
		463110 INTERFUND REVENUE	6,361,961	6,443,195	6,906,321	6,906,321
		463210 INTERFUND REVENUE-INDIRECT OH	0	0	0	0
		463310 INTERFUND REV - AUD AND ACCT	20,000	0	20,000	20,000
		463410 INTERFUND REVENUE-DPW RENT	68,388	0	0	0
		463415 INTER-FUND COST REC-DPW SAL	4,009,494	3,134,318	4,198,215	4,198,215
		463420 INTERFUND REVENUE- COMM SVS	691,315	534,963	518,140	518,140
		463430 INTERFUND REVENUE-PARKS	611,701	630,055	648,957	648,957
		463440 INTERFUND REVENUE-SAL	160,876	166,389	139,790	139,790
		463445 INTERFUND REVENUE-SAL GRANT	0	0	0	0
		463450 INTERFUND REVENUE-RENT	681,775	521,572	518,567	518,567
		463510 INTERFUND COST REC-DPW VEH DEP	317,528	0	0	0
<i>Total Charges for Current Services</i>			58,381,030	52,516,489	44,496,054	44,496,054

*Miscellaneous Revenues*



# County of Marin

## Detail of Additional Financing Sources by Fund and Account Governmental Funds Fiscal Year 2020-21

Fund Name 1	Financing Source Category 2	Financing Source Account 3	2018-19 Actual 4	2019-20 Estimated 5	2020-21 Recommended 6	2020-21 Adopted by the Board of Supervisors 7
		470110 OTHER SALES	8,000	1,200	0	0
		470210 OTH SALES-LOT SPLIT AND MERGER	4,574	4,470	5,000	5,000
		470215 OTH SALES-COPY MEDICAL RECORD	0	0	0	0
		470220 OTHER SALES-MAPS	2,813	7,287	5,148	5,148
		470310 MISC REVENUES	1,087,735	447,071	458,775	458,775
		470320 MIS REV-CANCEL WRNTS AND CHECK	38,567	37,319	95,500	95,500
		470330 MIS REV-CONTRI AND DONATIONS	83,009	100,687	60,700	60,700
		470345 MISC REV-TICKET SALES	300,284	200,857	135,300	135,300
		470350 MISC REV-BANKCARD FEES	121,179	87,717	58,850	58,850
		470360 MISC REV-INSURANCE HANDLING	575	525	366	366
		470365 MISC REVENUE - SETTLEMENTS	6,824	10,442	0	0
		470380 MISC REV-JURY DUTY REIM	0	0	0	0
		470390 MIS REV-PER PROP SALES	86,400	0	0	0
		470395 MIS REV-SPECIAL DIST OPEB REIM	0	0	0	0
		470410 MISCELLANEOUS	62,391	19,214	12,142	12,142
<i>Total Miscellaneous Revenues</i>			1,802,351	916,789	831,781	831,781
<i>Other Financing Sources</i>						
		480210 TRANSFERS-IN	2,222,715	4,072,296	1,336,063	1,336,063
		480310 TRANSFERS-IN-REALIGNMENT VLF	0	0	0	0

## County of Marin

### Detail of Additional Financing Sources by Fund and Account Governmental Funds Fiscal Year 2020-21

Fund Name 1	Financing Source Category 2	Financing Source Account 3	2018-19 Actual 4	2019-20 Estimated 5	2020-21 Recommended 6	2020-21 Adopted by the Board of Supervisors 7
		480315 TRANSFERS-IN-REAL SALES TAX	0	0	0	0
		480410 TRANSFERS-IN-DOMESTIC VIOLENCE	0	0	0	0
		480415 TRANSFERS-IN-CHILD ABUSE FEES	0	0	0	0
		480420 TRANSFERS-IN-CHILD ABUSE PREV	0	0	0	0
		480425 TRANSFERS-IN-FOSTER CARE ASIST	0	0	0	0
		480430 TRANSFERS-IN-STATE ADOPTN AST	0	0	0	0
		480435 TRANSFERS-IN-STATE ADOPTN ADMN	0	0	0	0
		480440 TRANSFERS-IN-FOSTER CARE ADMIN	0	0	0	0
		480445 TRANSFERS-IN-STATE CWS	0	0	0	0
		480450 TRANSFERS-IN-STATE APS	0	0	0	0
		480455 TRANSFERS-IN-CAL WORKS ASSIST	0	0	0	0
		480460 TRANSFERS-IN-MEDICAL ADMIN ACT	0	0	0	0
		480465 TRANSFERS-IN-MANAGED CARE	0	0	0	0
		480470 TRANSFERS-IN-PROP 63 MH	0	0	0	0
		480475 TRANSFERS-IN-EPSDT	0	0	0	0
		480480 TRANSFERS-IN-STATE DRUG MEDCAL	0	0	0	0
		480485 TRANSFERS-IN-WOMEN & CHILD RES	0	0	0	0
		480490 TRANSFERS-IN-FEDERAL SAPT	0	0	0	0
		480495 TRANSFERS-IN-STATE INTRGOV REV	0	0	0	0

## County of Marin

### Detail of Additional Financing Sources by Fund and Account Governmental Funds Fiscal Year 2020-21

Fund Name	Financing Source Category	Financing Source Account	2018-19 Actual	2019-20 Estimated	2020-21 Recommended	2020-21 Adopted by the Board of Supervisors
1	2	3	4	5	6	7
<i>Total Other Financing Sources</i>			2,222,715	4,072,296	1,336,063	1,336,063
<b>Total 1000 General Fund</b>			<b>368,923,814</b>	<b>366,239,701</b>	<b>330,917,904</b>	<b>330,917,904</b>
<b>1010 Miscellaneous Projects</b>						
<i>Licenses, Permits and Franchises</i>						
		421610 FRANCHISES	238,588	272,655	0	0
<i>Total Licenses, Permits and Franchises</i>			238,588	272,655	0	0
<i>Intergovernmental Revenues</i>						
		451820 STATE- AGRICULTURE	29,011	9,040	0	0
		451970 STATE-OTHER	1,545,139	1,903,491	0	0
		452610 FEDERAL-OTHER	471,500	4,458,341	0	0
		453110 OTH-GOVERNMENTAL AGENCIES	1,898,073	1,630,910	0	0
<i>Total Intergovernmental Revenues</i>			3,943,723	8,001,782	0	0
<i>Charges for Current Services</i>						
		460710 PLANNING AND ENG SVS	924,220	321,767	0	0
		460730 PLAN AND ENG SVS-INT STUDIES	209,939	77,778	0	0
<i>Total Charges for Current Services</i>			1,134,159	399,545	0	0
<i>Miscellaneous Revenues</i>						
		470310 MISC REVENUES	14,250	4,621	0	0

## County of Marin

### Detail of Additional Financing Sources by Fund and Account Governmental Funds Fiscal Year 2020-21

Fund Name	Financing Source Category	Financing Source Account	2018-19 Actual	2019-20 Estimated	2020-21 Recommended	2020-21 Adopted by the Board of Supervisors
1	2	3	4	5	6	7
		470330 MIS REV-CONTRI AND DONATIONS	0	1,110,000	0	0
<i>Total Miscellaneous Revenues</i>			14,250	1,114,621	0	0
<i>Other Financing Sources</i>						
		480210 TRANSFERS-IN	168,900	822,185	0	0
		480520 TRANSFERS IN-COUNTY WIDE INIT	0	1,050,000	0	0
		480530 TRANSFERS IN - MATCH	0	0	0	0
<i>Total Other Financing Sources</i>			168,900	1,872,185	0	0
<b>Total 1010 Miscellaneous Projects</b>			<b>5,499,620</b>	<b>11,660,788</b>	<b>0</b>	<b>0</b>
<b>Total General Fund</b>			<b>374,423,434</b>	<b>377,900,489</b>	<b>330,917,904</b>	<b>330,917,904</b>

### Special Revenue Funds

#### 2010 Local Vital Health Statistics

<i>Use of Money and Property</i>						
		441115 INVESTMT INCOME-INT POOLED	303	395	0	0
		441135 INVESTMT INCOME-UNREALIZD GAIN	126	(126)	0	0
<i>Total Use of Money and Property</i>			429	269	0	0
<i>Charges for Current Services</i>						
		461310 RECORDING FEES	1,673	1,441	0	0

## County of Marin

### Detail of Additional Financing Sources by Fund and Account Governmental Funds Fiscal Year 2020-21

Fund Name	Financing Source Category	Financing Source Account	2018-19 Actual	2019-20 Estimated	2020-21 Recommended	2020-21 Adopted by the Board of Supervisors
1	2	3	4	5	6	7
<i>Total Charges for Current Services</i>			1,673	1,441	0	0
<b>Total 2010 Local Vital Health Statistics</b>			<b>2,102</b>	<b>1,710</b>	<b>0</b>	<b>0</b>
<b>2020 Electronic Recording Delivery Systems</b>						
<i>Use of Money and Property</i>						
		441115 INVESTMT INCOME-INT POOLED	8,878	10,998	0	0
		441135 INVESTMT INCOME-UNREALIZD GAIN	3,598	(3,598)	0	0
<i>Total Use of Money and Property</i>			12,476	7,400	0	0
<i>Charges for Current Services</i>						
		461310 RECORDING FEES	44,148	59,974	60,000	60,000
<i>Total Charges for Current Services</i>			44,148	59,974	60,000	60,000
<b>Total 2020 Electronic Recording Delivery Systems</b>			<b>56,624</b>	<b>67,374</b>	<b>60,000</b>	<b>60,000</b>
<b>2030 Records Modernization (GC 27361)</b>						
<i>Use of Money and Property</i>						
		441115 INVESTMT INCOME-INT POOLED	17,376	18,947	3,040	3,040
		441135 INVESTMT INCOME-UNREALIZD GAIN	5,588	(5,588)	0	0
<i>Total Use of Money and Property</i>			22,964	13,359	3,040	3,040
<i>Charges for Current Services</i>						
		461310 RECORDING FEES	217,545	316,738	505,000	505,000

## County of Marin

### Detail of Additional Financing Sources by Fund and Account Governmental Funds Fiscal Year 2020-21

Fund Name	Financing Source Category	Financing Source Account	2018-19 Actual	2019-20 Estimated	2020-21 Recommended	2020-21 Adopted by the Board of Supervisors
1	2	3	4	5	6	7
<i>Total Charges for Current Services</i>			217,545	316,738	505,000	505,000
<b>Total 2030 Records Modernization (GC 27361)</b>			<b>240,509</b>	<b>330,097</b>	<b>508,040</b>	<b>508,040</b>
<b>2040 Micrographics Conversion (GF 27361.4)</b>						
<i>Use of Money and Property</i>						
		441115 INVESTMT INCOME-INT POOLED	12,054	14,461	0	0
		441135 INVESTMT INCOME-UNREALIZED GAIN	4,843	(4,843)	0	0
<i>Total Use of Money and Property</i>			16,897	9,618	0	0
<i>Charges for Current Services</i>						
		461310 RECORDING FEES	44,148	59,974	90,000	90,000
<i>Total Charges for Current Services</i>			44,148	59,974	90,000	90,000
<b>Total 2040 Micrographics Conversion (GF 27361.4)</b>			<b>61,045</b>	<b>69,592</b>	<b>90,000</b>	<b>90,000</b>
<b>2050 Vital Records Modernization (SB 1535)</b>						
<i>Use of Money and Property</i>						
		441115 INVESTMT INCOME-INT POOLED	2,256	2,805	0	0
		441135 INVESTMT INCOME-UNREALIZED GAIN	938	(938)	0	0
<i>Total Use of Money and Property</i>			3,194	1,867	0	0
<i>Charges for Current Services</i>						
		461310 RECORDING FEES	19,543	17,554	15,000	15,000

## County of Marin

### Detail of Additional Financing Sources by Fund and Account Governmental Funds Fiscal Year 2020-21

Fund Name	Financing Source Category	Financing Source Account	2018-19 Actual	2019-20 Estimated	2020-21 Recommended	2020-21 Adopted by the Board of Supervisors
1	2	3	4	5	6	7
<i>Total Charges for Current Services</i>			19,543	17,554	15,000	15,000
<i>Miscellaneous Revenues</i>						
		470320 MIS REV-CANCEL WRNTS AND CHECK	0	0	0	0
<i>Total Miscellaneous Revenues</i>			0	0	0	0
<b>Total 2050 Vital Records Modernization (SB 1535)</b>			<b>22,737</b>	<b>19,421</b>	<b>15,000</b>	<b>15,000</b>
<b>2060 SSN Truncation Program</b>						
<i>Fines, Forfeitures, and Penalties</i>						
		431210 OTHER COURT FINES	0	0	0	0
<i>Total Fines, Forfeitures, and Penalties</i>			0	0	0	0
<i>Use of Money and Property</i>						
		441115 INVESTMT INCOME-INT POOLED	3,216	3,139	1,060	1,060
		441135 INVESTMT INCOME-UNREALIZD GAIN	1,178	(1,178)	0	0
<i>Total Use of Money and Property</i>			4,394	1,961	1,060	1,060
<i>Charges for Current Services</i>						
		461310 RECORDING FEES	0	0	70,000	70,000
<i>Total Charges for Current Services</i>			0	0	70,000	70,000
<i>Other Financing Sources</i>						
		480210 TRANSFERS-IN	0	0	0	0

# County of Marin

## Detail of Additional Financing Sources by Fund and Account Governmental Funds Fiscal Year 2020-21

Fund Name	Financing Source Category	Financing Source Account	2018-19 Actual	2019-20 Estimated	2020-21 Recommended	2020-21 Adopted by the Board of Supervisors
1	2	3	4	5	6	7
<i>Total Other Financing Sources</i>			0	0	0	0
<b>Total 2060 SSN Truncation Program</b>			<b>4,394</b>	<b>1,961</b>	<b>71,060</b>	<b>71,060</b>
<b>2070 Planning In-Lieu Housing</b>						
<i>Licenses, Permits and Franchises</i>						
		421710 OTHER LICENSES AND PERMITS	722,709	507,041	463,550	463,550
<i>Total Licenses, Permits and Franchises</i>			722,709	507,041	463,550	463,550
<i>Use of Money and Property</i>						
		441110 INVESTMT INCOME-INT	162,193	105,667	0	0
		441115 INVESTMT INCOME-INT POOLED	124,684	157,611	0	0
		441135 INVESTMT INCOME-UNREALIZD GAIN	56,836	(56,836)	0	0
		441215 RENTS AND CONCESSIONS-PROP	15,643	0	0	0
<i>Total Use of Money and Property</i>			359,356	206,442	0	0
<i>Charges for Current Services</i>						
		462610 CHRGS FOR CUR SVCS-OTHER	0	0	0	0
		462660 OTHER-CENTRAL SERVICES	0	0	0	0
<i>Total Charges for Current Services</i>			0	0	0	0
<i>Miscellaneous Revenues</i>						
		470310 MISC REVENUES	0	0	0	0



## County of Marin

### Detail of Additional Financing Sources by Fund and Account Governmental Funds Fiscal Year 2020-21

Fund Name	Financing Source Category	Financing Source Account	2018-19 Actual	2019-20 Estimated	2020-21 Recommended	2020-21 Adopted by the Board of Supervisors
1	2	3	4	5	6	7
<i>Total Miscellaneous Revenues</i>			0	0	0	0
<i>Other Financing Sources</i>						
	480210	TRANSFERS-IN	4,350,000	7,250,000	250,000	250,000
<i>Total Other Financing Sources</i>			4,350,000	7,250,000	250,000	250,000
<b>Total 2070 Planning In-Lieu Housing</b>			<b>5,432,065</b>	<b>7,963,483</b>	<b>713,550</b>	<b>713,550</b>
<b>2080 Building Inspection</b>						
<i>Licenses, Permits and Franchises</i>						
	421220	BUS LICENSES-5% ADMIN FEE	18,875	18,640	14,000	14,000
	421310	CONSTRUCTION PERMITS	3,239,628	3,029,282	5,050,585	5,050,585
	421325	CONST PERM-CA BLDG STDS FEE	617	667	500	500
	421410	ROAD PRIVILEGES AND PERMITS	0	0	0	0
	421740	OTH LIC PER-ENFOR COST RECOV	912	918	10,302	10,302
<i>Total Licenses, Permits and Franchises</i>			3,260,032	3,049,507	5,075,387	5,075,387
<i>Fines, Forfeitures, and Penalties</i>						
	431210	OTHER COURT FINES	0	0	0	0
<i>Total Fines, Forfeitures, and Penalties</i>			0	0	0	0
<i>Use of Money and Property</i>						
	441115	INVESTMT INCOME-INT POOLED	22,256	29,594	0	0

## County of Marin

### Detail of Additional Financing Sources by Fund and Account Governmental Funds Fiscal Year 2020-21

Fund Name 1	Financing Source Category 2	Financing Source Account 3	2018-19 Actual 4	2019-20 Estimated 5	2020-21 Recommended 6	2020-21 Adopted by the Board of Supervisors 7
		441135 INVESTMT INCOME-UNREALIZD GAIN	7,405	(7,405)	0	0
<i>Total Use of Money and Property</i>			29,661	22,189	0	0
<i>Intergovernmental Revenues</i>						
		453110 OTH-GOVERNMENTAL AGENCIES	0	0	0	0
<i>Total Intergovernmental Revenues</i>			0	0	0	0
<i>Charges for Current Services</i>						
		460720 PLAN AND ENG SVS-TECHNLGY FEE	157,582	157,024	303,035	303,035
		462660 OTHER-CENTRAL SERVICES	4,961	475	2,000	2,000
<i>Total Charges for Current Services</i>			162,543	157,499	305,035	305,035
<i>Miscellaneous Revenues</i>						
		470110 OTHER SALES	0	0	0	0
		470310 MISC REVENUES	0	0	0	0
		470320 MIS REV-CANCEL WRNTS AND CHECK	0	0	0	0
<i>Total Miscellaneous Revenues</i>			0	0	0	0
<i>Other Financing Sources</i>						
		480210 TRANSFERS-IN	429,918	61,062	0	0
<i>Total Other Financing Sources</i>			429,918	61,062	0	0
<b>Total 2080 Building Inspection</b>			<b>3,882,154</b>	<b>3,290,257</b>	<b>5,380,422</b>	<b>5,380,422</b>

# County of Marin

## Detail of Additional Financing Sources by Fund and Account Governmental Funds Fiscal Year 2020-21

Fund Name	Financing Source Category	Financing Source Account	2018-19 Actual	2019-20 Estimated	2020-21 Recommended	2020-21 Adopted by the Board of Supervisors
1	2	3	4	5	6	7

**2090 Environmental Health Services**

*Taxes*

411125 PROP TAX CUR SEC SPL BEN TAX	0	0	0	0
460120 TAX COL FEES ADM (CTRA)	(1,762)	(1,750)	(1,800)	(1,800)
<i>Total Taxes</i>	(1,762)	(1,750)	(1,800)	(1,800)

*Licenses, Permits and Franchises*

421210 BUSINESS LICENSES	1,661,378	1,282,814	1,731,389	1,731,389
421320 CONST PERMITS - BLDG	45,256	31,724	49,173	49,173
421330 CONSTRUCTION PERMITS - BLDG	417,021	431,070	392,430	392,430
421710 OTHER LICENSES AND PERMITS	990,824	963,428	976,133	976,133
421715 OTH LIC AND PERM-SEPTIC TNKS	445,303	489,090	497,562	497,562
421720 OTH LIC AND PERM-PUMP TRUCKS	39,626	39,421	38,723	38,723
421725 OTH LIC PERM-SMALL WTR WELLS	91,186	88,335	120,000	120,000
421730 OTH LIC PER-SMALL PUB WTR SYS	17,992	15,373	33,949	33,949
421740 OTH LIC PER-ENFOR COST RECOV	19,695	20,728	49,244	49,244
<i>Total Licenses, Permits and Franchises</i>	3,728,281	3,361,983	3,888,603	3,888,603

*Use of Money and Property*

441115 INVESTMT INCOME-INT POOLED	26,361	36,533	0	0
441135 INVESTMT INCOME-UNREALIZD GAIN	8,130	(8,130)	0	0

## County of Marin

### Detail of Additional Financing Sources by Fund and Account Governmental Funds Fiscal Year 2020-21

Fund Name	Financing Source Category	Financing Source Account	2018-19 Actual	2019-20 Estimated	2020-21 Recommended	2020-21 Adopted by the Board of Supervisors
1	2	3	4	5	6	7
<i>Total Use of Money and Property</i>			34,491	28,403	0	0
<i>Intergovernmental Revenues</i>						
		451970 STATE-OTHER	131,177	103,633	220,000	220,000
<i>Total Intergovernmental Revenues</i>			131,177	103,633	220,000	220,000
<i>Charges for Current Services</i>						
		460720 PLAN AND ENG SVS-TECHNLGY FEE	57,802	72,157	65,540	65,540
		461515 SANITATION SVS-MEDICAL WASTE	170,633	164,208	92,829	92,829
		462610 CHRGS FOR CUR SVCS-OTHER	4,531	697	0	0
		462660 OTHER-CENTRAL SERVICES	468	242	1,000	1,000
		463110 INTERFUND REVENUE	103,057	101,882	109,859	109,859
		463445 INTERFUND REVENUE-SAL GRANT	0	0	0	0
<i>Total Charges for Current Services</i>			336,491	339,186	269,228	269,228
<i>Miscellaneous Revenues</i>						
		470310 MISC REVENUES	0	0	0	0
		470330 MIS REV-CONTRI AND DONATIONS	0	0	0	0
		470370 MISC REV-TATTOO REV	11,525	14,039	7,000	7,000
<i>Total Miscellaneous Revenues</i>			11,525	14,039	7,000	7,000
<i>Other Financing Sources</i>						

## County of Marin

### Detail of Additional Financing Sources by Fund and Account Governmental Funds Fiscal Year 2020-21

Fund Name 1	Financing Source Category 2	Financing Source Account 3	2018-19 Actual 4	2019-20 Estimated 5	2020-21 Recommended 6	2020-21 Adopted by the Board of Supervisors 7
		480210 TRANSFERS-IN	78,110	122,961	0	0
<i>Total Other Financing Sources</i>			78,110	122,961	0	0
<b>Total 2090 Environmental Health Services</b>			<b>4,318,313</b>	<b>3,968,455</b>	<b>4,383,031</b>	<b>4,383,031</b>
<b>2100 HUD Fund</b>						
<i>Use of Money and Property</i>						
		441110 INVESTMT INCOME-INT	330,194	0	0	0
		441115 INVESTMT INCOME-INT POOLED	(3,670)	0	0	0
		441135 INVESTMT INCOME-UNREALIZD GAIN	(6,064)	6,064	0	0
<i>Total Use of Money and Property</i>			320,460	6,064	0	0
<i>Intergovernmental Revenues</i>						
		452510 FEDERAL-IN-LIEU TAXES	0	0	0	0
		452515 FEDERAL-OTHER - HUD	2,885,728	0	0	0
<i>Total Intergovernmental Revenues</i>			2,885,728	0	0	0
<b>Total 2100 HUD Fund</b>			<b>3,206,188</b>	<b>6,064</b>	<b>0</b>	<b>0</b>
<b>2110 East Shore Wastewater Maintenance Fund</b>						
<i>Taxes</i>						
		411125 PROP TAX CUR SEC SPL BEN TAX	69,974	72,746	67,000	67,000
		460120 TAX COL FEES ADM (CTRA)	(300)	(300)	0	0

## County of Marin

### Detail of Additional Financing Sources by Fund and Account Governmental Funds Fiscal Year 2020-21

Fund Name	Financing Source Category	Financing Source Account	2018-19 Actual	2019-20 Estimated	2020-21 Recommended	2020-21 Adopted by the Board of Supervisors
1	2	3	4	5	6	7
<i>Total Taxes</i>			69,674	72,446	67,000	67,000
<i>Use of Money and Property</i>						
		441115 INVESTMT INCOME-INT POOLED	1,921	2,467	0	0
		441135 INVESTMT INCOME-UNREALIZD GAIN	807	(807)	0	0
<i>Total Use of Money and Property</i>			2,728	1,660	0	0
<i>Miscellaneous Revenues</i>						
		470310 MISC REVENUES	0	0	0	0
<i>Total Miscellaneous Revenues</i>			0	0	0	0
<b>Total 2110 East Shore Wastewater Maintenance Fund</b>			<b>72,402</b>	<b>74,106</b>	<b>67,000</b>	<b>67,000</b>
<b>2120 Child Support Services</b>						
<i>Use of Money and Property</i>						
		441115 INVESTMT INCOME-INT POOLED	11,695	18,895	3,000	3,000
		441135 INVESTMT INCOME-UNREALIZD GAIN	3,374	(3,374)	0	0
<i>Total Use of Money and Property</i>			15,069	15,521	3,000	3,000
<i>Intergovernmental Revenues</i>						
		452210 FEDERAL-PUB ASSIST PRG	196,842	26,581	30,000	30,000
		452610 FEDERAL-OTHER	3,718,571	3,201,010	3,690,488	3,690,488
<i>Total Intergovernmental Revenues</i>			3,915,413	3,227,591	3,720,488	3,720,488

## County of Marin

### Detail of Additional Financing Sources by Fund and Account Governmental Funds Fiscal Year 2020-21

Fund Name 1	Financing Source Category 2	Financing Source Account 3	2018-19 Actual 4	2019-20 Estimated 5	2020-21 Recommended 6	2020-21 Adopted by the Board of Supervisors 7
<i>Charges for Current Services</i>						
		462610 CHRGS FOR CUR SVCS-OTHER	0	0	0	0
		463450 INTERFUND REVENUE-RENT	0	0	0	0
<i>Total Charges for Current Services</i>			0	0	0	0
<i>Miscellaneous Revenues</i>						
		470310 MISC REVENUES	0	0	0	0
		470320 MIS REV-CANCEL WRNTS AND CHECK	0	0	182,146	182,146
<i>Total Miscellaneous Revenues</i>			0	0	182,146	182,146
<b>Total 2120 Child Support Services</b>			<b>3,930,482</b>	<b>3,243,112</b>	<b>3,905,634</b>	<b>3,905,634</b>
<b>2130 DOJ Equitable Sharing Program</b>						
<i>Use of Money and Property</i>						
		441115 INVESTMT INCOME-INT POOLED	94	49	0	0
		441135 INVESTMT INCOME-UNREALIZD GAIN	16	(16)	0	0
<i>Total Use of Money and Property</i>			110	33	0	0
<i>Intergovernmental Revenues</i>						
		452610 FEDERAL-OTHER	0	0	0	0
<i>Total Intergovernmental Revenues</i>			0	0	0	0
<b>Total 2130 DOJ Equitable Sharing Program</b>			<b>110</b>	<b>33</b>	<b>0</b>	<b>0</b>

# County of Marin

## Detail of Additional Financing Sources by Fund and Account Governmental Funds Fiscal Year 2020-21

Fund Name	Financing Source Category	Financing Source Account	2018-19 Actual	2019-20 Estimated	2020-21 Recommended	2020-21 Adopted by the Board of Supervisors
1	2	3	4	5	6	7

**2140 High Tech Theft Apprehension & Prosecution (Cnty)**

*Use of Money and Property*

441115 INVESTMT INCOME-INT POOLED	4,877	5,466	0	0
441135 INVESTMT INCOME-UNREALIZD GAIN	1,224	(1,224)	0	0

<i>Total Use of Money and Property</i>	6,101	4,242	0	0
--	-------	-------	---	---

*Intergovernmental Revenues*

451970 STATE-OTHER	1,346,775	1,402,926	3,078,791	3,078,791
--------------------	-----------	-----------	-----------	-----------

<i>Total Intergovernmental Revenues</i>	1,346,775	1,402,926	3,078,791	3,078,791
---	-----------	-----------	-----------	-----------

*Other Financing Sources*

480210 TRANSFERS-IN	(13,612)	0	0	0
---------------------	----------	---	---	---

<i>Total Other Financing Sources</i>	(13,612)	0	0	0
--------------------------------------	----------	---	---	---

<b>Total 2140 High Tech Theft Apprehension &amp; Prosecution (Cnty)</b>	<b>1,339,264</b>	<b>1,407,168</b>	<b>3,078,791</b>	<b>3,078,791</b>
---	------------------	------------------	------------------	------------------

**2150 MCERA Employees**

*Use of Money and Property*

441135 INVESTMT INCOME-UNREALIZD GAIN	1,306	(1,306)	0	0
---------------------------------------	-------	---------	---	---

<i>Total Use of Money and Property</i>	1,306	(1,306)	0	0
--	-------	---------	---	---

*Intergovernmental Revenues*

453110 OTH-GOVERNMENTAL AGENCIES	2,464,975	2,378,486	0	0
----------------------------------	-----------	-----------	---	---



## County of Marin

### Detail of Additional Financing Sources by Fund and Account Governmental Funds Fiscal Year 2020-21

Fund Name	Financing Source Category	Financing Source Account	2018-19 Actual	2019-20 Estimated	2020-21 Recommended	2020-21 Adopted by the Board of Supervisors
1	2	3	4	5	6	7
<i>Total Intergovernmental Revenues</i>			2,464,975	2,378,486	0	0
<i>Miscellaneous Revenues</i>						
	470310	MISC REVENUES	0	0	3,187,974	3,187,974
<i>Total Miscellaneous Revenues</i>			0	0	3,187,974	3,187,974
<b>Total 2150 MCERA Employees</b>			<b>2,466,281</b>	<b>2,377,180</b>	<b>3,187,974</b>	<b>3,187,974</b>
<b>2160 Road</b>						
<i>Licenses, Permits and Franchises</i>						
	421610	FRANCHISES	590,541	0	0	0
<i>Total Licenses, Permits and Franchises</i>			590,541	0	0	0
<i>Use of Money and Property</i>						
	441115	INVESTMT INCOME-INT POOLED	27,731	74,540	2,500	2,500
	441135	INVESTMT INCOME-UNREALIZD GAIN	17,887	(17,887)	0	0
<i>Total Use of Money and Property</i>			45,618	56,653	2,500	2,500
<i>Intergovernmental Revenues</i>						
	451110	STATE-HWY USERS TAX STATE	2,734,282	2,502,713	1,742,300	1,742,300
	451120	STATE-BUS LIC TAX HIWAY CAR	1,218,101	1,127,969	1,380,400	1,380,400
	451130	STATE-HWY USER TXS-PROP 42 REP	1,032,950	1,845,878	1,059,800	1,059,800
	451970	STATE-OTHER	251,264	502,528	206,500	206,500

## County of Marin

### Detail of Additional Financing Sources by Fund and Account Governmental Funds Fiscal Year 2020-21

Fund Name	Financing Source Category	Financing Source Account	2018-19 Actual	2019-20 Estimated	2020-21 Recommended	2020-21 Adopted by the Board of Supervisors
1	2	3	4	5	6	7
		452610 FEDERAL-OTHER	0	0	0	0
<i>Total Intergovernmental Revenues</i>			5,236,597	5,979,088	4,389,000	4,389,000
<i>Charges for Current Services</i>						
		460740 PURCHASING FEES	0	0	0	0
		463110 INTERFUND REVENUE	3,201	0	0	0
		463415 INTER-FUND COST REC-DPW SAL	1,201,886	718,886	1,100,000	1,100,000
<i>Total Charges for Current Services</i>			1,205,087	718,886	1,100,000	1,100,000
<i>Miscellaneous Revenues</i>						
		470310 MISC REVENUES	3,023	1,020	0	0
		470320 MIS REV-CANCEL WRNTS AND CHECK	0	10,000	20,000	20,000
		470410 MISCELLANEOUS	13,793	46,678	25,000	25,000
<i>Total Miscellaneous Revenues</i>			16,816	57,698	45,000	45,000
<i>Other Financing Sources</i>						
		480210 TRANSFERS-IN	2,000,000	0	0	0
		480510 TRANSFERS IN - MOE	2,121,711	2,121,711	2,121,711	2,121,711
		480520 TRANSFERS IN-COUNTY WIDE INIT	632,075	1,582,075	1,582,075	1,582,075
		480540 TRANSFERS IN - DISCRETIONARY	750,000	750,000	750,000	750,000
<i>Total Other Financing Sources</i>			5,503,786	4,453,786	4,453,786	4,453,786

## County of Marin

### Detail of Additional Financing Sources by Fund and Account Governmental Funds Fiscal Year 2020-21

Fund Name	Financing Source Category	Financing Source Account	2018-19 Actual	2019-20 Estimated	2020-21 Recommended	2020-21 Adopted by the Board of Supervisors
1	2	3	4	5	6	7
<b>Total 2160 Road</b>			<b>12,598,445</b>	<b>11,266,111</b>	<b>9,990,286</b>	<b>9,990,286</b>
<b>2170 Survey Monument Preservation</b>						
<i>Licenses, Permits and Franchises</i>						
		421710 OTHER LICENSES AND PERMITS	10,490	8,750	20,000	20,000
<i>Total Licenses, Permits and Franchises</i>			10,490	8,750	20,000	20,000
<i>Use of Money and Property</i>						
		441115 INVESTMT INCOME-INT POOLED	2,322	2,528	0	0
		441135 INVESTMT INCOME-UNREALIZD GAIN	834	(834)	0	0
<i>Total Use of Money and Property</i>			3,156	1,694	0	0
<b>Total 2170 Survey Monument Preservation</b>			<b>13,646</b>	<b>10,444</b>	<b>20,000</b>	<b>20,000</b>
<b>2180 Tidelands Use Fees</b>						
<i>Use of Money and Property</i>						
		441115 INVESTMT INCOME-INT POOLED	2,927	3,390	0	0
		441135 INVESTMT INCOME-UNREALIZD GAIN	1,021	(1,021)	0	0
		441215 RENTS AND CONCESSIONS-PROP	31,960	32,470	0	0
<i>Total Use of Money and Property</i>			35,908	34,839	0	0
<b>Total 2180 Tidelands Use Fees</b>			<b>35,908</b>	<b>34,839</b>	<b>0</b>	<b>0</b>

## County of Marin

### Detail of Additional Financing Sources by Fund and Account Governmental Funds Fiscal Year 2020-21

Fund Name	Financing Source Category	Financing Source Account	2018-19 Actual	2019-20 Estimated	2020-21 Recommended	2020-21 Adopted by the Board of Supervisors
1	2	3	4	5	6	7
<b>2200 Roadway Impact Fees</b>						
<i>Licenses, Permits and Franchises</i>						
		421410 ROAD PRIVILEGES AND PERMITS	1,173,301	1,232,738	750,000	750,000
		<i>Total Licenses, Permits and Franchises</i>	1,173,301	1,232,738	750,000	750,000
<i>Use of Money and Property</i>						
		441115 INVESTMT INCOME-INT POOLED	1,251	17,958	0	0
		441135 INVESTMT INCOME-UNREALIZD GAIN	1,688	(1,688)	0	0
		<i>Total Use of Money and Property</i>	2,939	16,270	0	0
<b>Total 2200 Roadway Impact Fees</b>			<b>1,176,240</b>	<b>1,249,008</b>	<b>750,000</b>	<b>750,000</b>
<b>2210 Traffic - Tamalpais Community Plan Area</b>						
<i>Use of Money and Property</i>						
		441115 INVESTMT INCOME-INT POOLED	3,107	4,057	0	0
		441135 INVESTMT INCOME-UNREALIZD GAIN	1,327	(1,327)	0	0
		<i>Total Use of Money and Property</i>	4,434	2,730	0	0
<i>Charges for Current Services</i>						
		462610 CHRGS FOR CUR SVCS-OTHER	22,717	7,501	0	0
		<i>Total Charges for Current Services</i>	22,717	7,501	0	0
<b>Total 2210 Traffic - Tamalpais Community Plan Area</b>			<b>27,151</b>	<b>10,231</b>	<b>0</b>	<b>0</b>

## County of Marin

### Detail of Additional Financing Sources by Fund and Account Governmental Funds Fiscal Year 2020-21

Fund Name	Financing Source Category	Financing Source Account	2018-19 Actual	2019-20 Estimated	2020-21 Recommended	2020-21 Adopted by the Board of Supervisors
1	2	3	4	5	6	7

**2220 Traffic - Strawberry Interchange Plan**

*Use of Money and Property*

441115 INVESTMT INCOME-INT POOLED	8,028	9,877	0	0
441135 INVESTMT INCOME-UNREALIZD GAIN	3,273	(3,273)	0	0

<i>Total Use of Money and Property</i>	11,301	6,604	0	0
--	--------	-------	---	---

*Charges for Current Services*

462610 CHRGS FOR CUR SVCS-OTHER	25,187	3,210	0	0
---------------------------------	--------	-------	---	---

<i>Total Charges for Current Services</i>	25,187	3,210	0	0
---	--------	-------	---	---

*Miscellaneous Revenues*

470310 MISC REVENUES	0	0	0	0
----------------------	---	---	---	---

<i>Total Miscellaneous Revenues</i>	0	0	0	0
-------------------------------------	---	---	---	---

<b>Total 2220 Traffic - Strawberry Interchange Plan</b>	<b>36,488</b>	<b>9,814</b>	<b>0</b>	<b>0</b>
---	---------------	--------------	----------	----------

**2230 Traffic - West Sir Francis Drake**

*Use of Money and Property*

441115 INVESTMT INCOME-INT POOLED	2,619	3,246	0	0
441135 INVESTMT INCOME-UNREALIZD GAIN	1,077	(1,077)	0	0

<i>Total Use of Money and Property</i>	3,696	2,169	0	0
--	-------	-------	---	---

*Charges for Current Services*

462610 CHRGS FOR CUR SVCS-OTHER	7,310	3,709	0	0
---------------------------------	-------	-------	---	---

## County of Marin

### Detail of Additional Financing Sources by Fund and Account Governmental Funds Fiscal Year 2020-21

Fund Name	Financing Source Category	Financing Source Account	2018-19 Actual	2019-20 Estimated	2020-21 Recommended	2020-21 Adopted by the Board of Supervisors
1	2	3	4	5	6	7
<i>Total Charges for Current Services</i>			7,310	3,709	0	0
<b>Total 2230 Traffic - West Sir Francis Drake</b>			<b>11,006</b>	<b>5,878</b>	<b>0</b>	<b>0</b>
<b>2240 Traffic - Atherton Avenue Interchange</b>						
<i>Use of Money and Property</i>						
		441115 INVESTMT INCOME-INT POOLED	7,406	8,925	0	0
		441135 INVESTMT INCOME-UNREALIZD GAIN	2,964	(2,964)	0	0
<i>Total Use of Money and Property</i>			10,370	5,961	0	0
<i>Charges for Current Services</i>						
		462610 CHRGS FOR CUR SVCS-OTHER	8,904	0	0	0
<i>Total Charges for Current Services</i>			8,904	0	0	0
<i>Miscellaneous Revenues</i>						
		470310 MISC REVENUES	0	0	0	0
<i>Total Miscellaneous Revenues</i>			0	0	0	0
<b>Total 2240 Traffic - Atherton Avenue Interchange</b>			<b>19,274</b>	<b>5,961</b>	<b>0</b>	<b>0</b>
<b>2250 Zero Waste Public Outreach</b>						
<i>Licenses, Permits and Franchises</i>						
		421610 FRANCHISES	158,351	98,351	20,000	20,000
<i>Total Licenses, Permits and Franchises</i>			158,351	98,351	20,000	20,000

## County of Marin

### Detail of Additional Financing Sources by Fund and Account Governmental Funds Fiscal Year 2020-21

Fund Name 1	Financing Source Category 2	Financing Source Account 3	2018-19 Actual 4	2019-20 Estimated 5	2020-21 Recommended 6	2020-21 Adopted by the Board of Supervisors 7
<i>Use of Money and Property</i>						
		441115 INVESTMT INCOME-INT POOLED	8,767	12,237	0	0
		441135 INVESTMT INCOME-UNREALIZD GAIN	3,610	(3,610)	0	0
		<i>Total Use of Money and Property</i>	12,377	8,627	0	0
<b>Total 2250 Zero Waste Public Outreach</b>			<b>170,728</b>	<b>106,978</b>	<b>20,000</b>	<b>20,000</b>
<b>2260 Non-Motorized Transportation Plan (NTPP)</b>						
<i>Use of Money and Property</i>						
		441115 INVESTMT INCOME-INT POOLED	6,231	6,118	0	0
		441135 INVESTMT INCOME-UNREALIZD GAIN	2,683	(2,683)	0	0
		<i>Total Use of Money and Property</i>	8,914	3,435	0	0
<i>Intergovernmental Revenues</i>						
		452610 FEDERAL-OTHER	36,024	(279,849)	0	0
		<i>Total Intergovernmental Revenues</i>	36,024	(279,849)	0	0
<b>Total 2260 Non-Motorized Transportation Plan (NTPP)</b>			<b>44,938</b>	<b>(276,414)</b>	<b>0</b>	<b>0</b>
<b>2270 Off-Highway Motor Vehicle Trails (VC 42204)</b>						
<i>Use of Money and Property</i>						
		441115 INVESTMT INCOME-INT POOLED	568	722	0	0
		441135 INVESTMT INCOME-UNREALIZD GAIN	230	(230)	0	0

## County of Marin

### Detail of Additional Financing Sources by Fund and Account Governmental Funds Fiscal Year 2020-21

Fund Name	Financing Source Category	Financing Source Account	2018-19 Actual	2019-20 Estimated	2020-21 Recommended	2020-21 Adopted by the Board of Supervisors
1	2	3	4	5	6	7
<i>Total Use of Money and Property</i>			798	492	0	0
<b>Total 2270 Off-Highway Motor Vehicle Trails (VC 42204)</b>			<b>798</b>	<b>492</b>	<b>0</b>	<b>0</b>
<b>2280 Hospital Preparedness Program (HPP)</b>						
<i>Use of Money and Property</i>						
		441115 INVESTMT INCOME-INT POOLED	8,717	11,298	0	0
		441135 INVESTMT INCOME-UNREALIZD GAIN	1,777	(1,777)	0	0
<i>Total Use of Money and Property</i>			10,494	9,521	0	0
<i>Intergovernmental Revenues</i>						
		451970 STATE-OTHER	36,480	61,538	129,640	129,640
		452610 FEDERAL-OTHER	366,350	416,823	384,808	384,808
<i>Total Intergovernmental Revenues</i>			402,830	478,361	514,448	514,448
<b>Total 2280 Hospital Preparedness Program (HPP)</b>			<b>413,324</b>	<b>487,882</b>	<b>514,448</b>	<b>514,448</b>
<b>2290 California Tobacco Control Program (CTCP)</b>						
<i>Licenses, Permits and Franchises</i>						
		421210 BUSINESS LICENSES	0	0	0	0
<i>Total Licenses, Permits and Franchises</i>			0	0	0	0
<i>Use of Money and Property</i>						
		441115 INVESTMT INCOME-INT POOLED	10,629	10,648	0	0



## County of Marin

### Detail of Additional Financing Sources by Fund and Account Governmental Funds Fiscal Year 2020-21

Fund Name 1	Financing Source Category 2	Financing Source Account 3	2018-19 Actual 4	2019-20 Estimated 5	2020-21 Recommended 6	2020-21 Adopted by the Board of Supervisors 7
		441135 INVESTMT INCOME-UNREALIZD GAIN	1,888	(1,888)	0	0
<i>Total Use of Money and Property</i>			12,517	8,760	0	0
<i>Intergovernmental Revenues</i>						
		451810 STATE - HEALTH	218,448	388,818	291,264	291,264
		451970 STATE-OTHER	112,500	187,500	150,000	150,000
		451971 STATE-MISC CONTRIBUTION	161,103	121,475	172,325	172,325
<i>Total Intergovernmental Revenues</i>			492,051	697,793	613,589	613,589
<b>Total 2290 California Tobacco Control Program (CTCP)</b>			<b>504,568</b>	<b>706,553</b>	<b>613,589</b>	<b>613,589</b>
<b>2300 Domestic Violence (W&amp;I 18305)</b>						
<i>Licenses, Permits and Franchises</i>						
		421710 OTHER LICENSES AND PERMITS	54,916	46,968	66,000	66,000
<i>Total Licenses, Permits and Franchises</i>			54,916	46,968	66,000	66,000
<i>Use of Money and Property</i>						
		441115 INVESTMT INCOME-INT POOLED	457	537	0	0
		441135 INVESTMT INCOME-UNREALIZD GAIN	2	(2)	0	0
<i>Total Use of Money and Property</i>			459	535	0	0
<b>Total 2300 Domestic Violence (W&amp;I 18305)</b>			<b>55,375</b>	<b>47,503</b>	<b>66,000</b>	<b>66,000</b>

## County of Marin

### Detail of Additional Financing Sources by Fund and Account Governmental Funds Fiscal Year 2020-21

Fund Name	Financing Source Category	Financing Source Account	2018-19 Actual	2019-20 Estimated	2020-21 Recommended	2020-21 Adopted by the Board of Supervisors
1	2	3	4	5	6	7
<b>2310 Children's Trust (AB 2994)</b>						
<i>Use of Money and Property</i>						
		441115 INVESTMT INCOME-INT POOLED	1,247	1,889	0	0
		441135 INVESTMT INCOME-UNREALIZD GAIN	547	(547)	0	0
<i>Total Use of Money and Property</i>			1,794	1,342	0	0
<i>Intergovernmental Revenues</i>						
		451970 STATE-OTHER	23,340	16,160	23,400	23,400
<i>Total Intergovernmental Revenues</i>			23,340	16,160	23,400	23,400
<i>Charges for Current Services</i>						
		461310 RECORDING FEES	19,637	16,391	0	0
<i>Total Charges for Current Services</i>			19,637	16,391	0	0
<i>Miscellaneous Revenues</i>						
		470320 MIS REV-CANCEL WRNTS AND CHECK	0	0	0	0
<i>Total Miscellaneous Revenues</i>			0	0	0	0
<b>Total 2310 Children's Trust (AB 2994)</b>			<b>44,771</b>	<b>33,893</b>	<b>23,400</b>	<b>23,400</b>
<b>2320 Social Services Realignment</b>						
<i>Intergovernmental Revenues</i>						
		451310 STATE-PUBLIC ASSIST PRG	140,432	2,292,965	140,432	140,432
		451810 STATE - HEALTH	13,841,969	10,617,888	13,774,735	13,774,735

## County of Marin

### Detail of Additional Financing Sources by Fund and Account Governmental Funds Fiscal Year 2020-21

Fund Name	Financing Source Category	Financing Source Account	2018-19 Actual	2019-20 Estimated	2020-21 Recommended	2020-21 Adopted by the Board of Supervisors
1	2	3	4	5	6	7
		451950 STATE-OTH-REALGMENT VLF	1,603,471	1,370,306	1,215,925	1,215,925
		<i>Total Intergovernmental Revenues</i>	15,585,872	14,281,159	15,131,092	15,131,092
		<b>Total 2320 Social Services Realignment</b>	<b>15,585,872</b>	<b>14,281,159</b>	<b>15,131,092</b>	<b>15,131,092</b>
		<b>2330 Health Services Realignment</b>				
		<i>Intergovernmental Revenues</i>				
		451810 STATE - HEALTH	1,143,292	666,208	868,643	868,643
		451950 STATE-OTH-REALGMENT VLF	7,798,187	7,703,353	6,191,711	6,191,711
		<i>Total Intergovernmental Revenues</i>	8,941,479	8,369,561	7,060,354	7,060,354
		<b>Total 2330 Health Services Realignment</b>	<b>8,941,479</b>	<b>8,369,561</b>	<b>7,060,354</b>	<b>7,060,354</b>
		<b>2340 Health Program</b>				
		<i>Use of Money and Property</i>				
		441115 INVESTMT INCOME-INT POOLED	35,228	33,951	0	0
		441135 INVESTMT INCOME-UNREALIZD GAIN	8,208	(8,208)	0	0
		<i>Total Use of Money and Property</i>	43,436	25,743	0	0
		<i>Intergovernmental Revenues</i>				
		451410 STATE-HEALTH ADMIN	97,310	(172,086)	0	0
		452310 FEDERAL-HEALTH ADMINISTRATION	358,827	1,111,611	668,264	668,264
		452610 FEDERAL-OTHER	42,512	199,021	246,789	246,789

# County of Marin

## Detail of Additional Financing Sources by Fund and Account Governmental Funds Fiscal Year 2020-21

Fund Name	Financing Source Category	Financing Source Account	2018-19 Actual	2019-20 Estimated	2020-21 Recommended	2020-21 Adopted by the Board of Supervisors
1	2	3	4	5	6	7
<i>Total Intergovernmental Revenues</i>			498,649	1,138,546	915,053	915,053
<i>Miscellaneous Revenues</i>						
		470330 MIS REV-CONTRI AND DONATIONS	14,000	0	0	0
<i>Total Miscellaneous Revenues</i>			14,000	0	0	0
<b>Total 2340 Health Program</b>			<b>556,085</b>	<b>1,164,289</b>	<b>915,053</b>	<b>915,053</b>
<b>2350 Emergency Medical Services (GC 76104)</b>						
<i>Fines, Forfeitures, and Penalties</i>						
		431230 OTH CRT FINES-MADDY FUNDS	749,698	571,980	765,255	765,255
<i>Total Fines, Forfeitures, and Penalties</i>			749,698	571,980	765,255	765,255
<i>Use of Money and Property</i>						
		441115 INVESTMT INCOME-INT POOLED	11,667	14,445	0	0
		441135 INVESTMT INCOME-UNREALIZD GAIN	4,928	(4,928)	0	0
<i>Total Use of Money and Property</i>			16,595	9,517	0	0
<b>Total 2350 Emergency Medical Services (GC 76104)</b>			<b>766,293</b>	<b>581,497</b>	<b>765,255</b>	<b>765,255</b>
<b>2360 Mental Health Realignment</b>						
<i>Intergovernmental Revenues</i>						
		451810 STATE - HEALTH	11,878,453	11,841,540	9,152,292	9,152,292
		451950 STATE-OTH-REALGMNT VLF	1,438,189	1,101,984	0	0

## County of Marin

### Detail of Additional Financing Sources by Fund and Account Governmental Funds Fiscal Year 2020-21

Fund Name	Financing Source Category	Financing Source Account	2018-19 Actual	2019-20 Estimated	2020-21 Recommended	2020-21 Adopted by the Board of Supervisors
1	2	3	4	5	6	7
<i>Total Intergovernmental Revenues</i>			13,316,642	12,943,524	9,152,292	9,152,292
<b>Total 2360 Mental Health Realignment</b>			<b>13,316,642</b>	<b>12,943,524</b>	<b>9,152,292</b>	<b>9,152,292</b>
<b>2370 Mental Health Program</b>						
<i>Use of Money and Property</i>						
		441115 INVESTMT INCOME-INT POOLED	40,736	66,716	0	0
		441135 INVESTMT INCOME-UNREALIZD GAIN	13,898	(13,898)	0	0
<i>Total Use of Money and Property</i>			54,634	52,818	0	0
<i>Intergovernmental Revenues</i>						
		451610 STATE - MENTAL HEALTH	0	0	200,000	200,000
		452210 FEDERAL-PUB ASSIST PRG	0	0	0	0
		452214 FEDERAL-MEDI-CAL	0	4,012,739	0	0
<i>Total Intergovernmental Revenues</i>			0	4,012,739	200,000	200,000
<b>Total 2370 Mental Health Program</b>			<b>54,634</b>	<b>4,065,557</b>	<b>200,000</b>	<b>200,000</b>
<b>2380 Mental Health Services Act (Prop 63)</b>						
<i>Use of Money and Property</i>						
		441110 INVESTMT INCOME-INT	21,294	0	0	0
		441115 INVESTMT INCOME-INT POOLED	465,457	537,160	0	0
		441135 INVESTMT INCOME-UNREALIZD GAIN	168,245	(168,245)	0	0

## County of Marin

### Detail of Additional Financing Sources by Fund and Account Governmental Funds Fiscal Year 2020-21

Fund Name	Financing Source Category	Financing Source Account	2018-19 Actual	2019-20 Estimated	2020-21 Recommended	2020-21 Adopted by the Board of Supervisors
1	2	3	4	5	6	7
<i>Total Use of Money and Property</i>			654,996	368,915	0	0
<i>Intergovernmental Revenues</i>						
	451610	STATE - MENTAL HEALTH	12,831,532	10,599,368	13,778,540	13,778,540
	451970	STATE-OTHER	3,528	0	0	0
	452214	FEDERAL-MEDI-CAL	2,628,922	2,424,591	1,715,519	1,715,519
<i>Total Intergovernmental Revenues</i>			15,463,982	13,023,959	15,494,059	15,494,059
<i>Charges for Current Services</i>						
	461420	HEALTH FEES-MEDICARE REVENUE	2,115	2,828	13,315	13,315
	461435	HEALTH FEES-PATIENT FEES	50	146	0	0
	461455	MENTAL HEALTH SVS-INS	0	7,407	0	0
<i>Total Charges for Current Services</i>			2,165	10,381	13,315	13,315
<i>Miscellaneous Revenues</i>						
	470310	MISC REVENUES	0	9,777	0	0
<i>Total Miscellaneous Revenues</i>			0	9,777	0	0
<b>Total 2380 Mental Health Services Act (Prop 63)</b>			<b>16,121,143</b>	<b>13,413,032</b>	<b>15,507,374</b>	<b>15,507,374</b>
<b>2390 Substance Abuse Prevention and Treatment (SAPT)</b>						
<i>Use of Money and Property</i>						
	441115	INVESTMT INCOME-INT POOLED	18,962	8,225	0	0

## County of Marin

### Detail of Additional Financing Sources by Fund and Account Governmental Funds Fiscal Year 2020-21

Fund Name 1	Financing Source Category 2	Financing Source Account 3	2018-19 Actual 4	2019-20 Estimated 5	2020-21 Recommended 6	2020-21 Adopted by the Board of Supervisors 7
		441135 INVESTMT INCOME-UNREALIZD GAIN	1,294	(1,294)	0	0
<i>Total Use of Money and Property</i>			20,256	6,931	0	0
<i>Intergovernmental Revenues</i>						
		452210 FEDERAL-PUB ASSIST PRG	459,302	1,868,441	2,010,347	2,010,347
<i>Total Intergovernmental Revenues</i>			459,302	1,868,441	2,010,347	2,010,347
<b>Total 2390 Substance Abuse Prevention and Treatment (SAPT)</b>			<b>479,558</b>	<b>1,875,372</b>	<b>2,010,347</b>	<b>2,010,347</b>
<b>2400 Project Independence</b>						
<i>Use of Money and Property</i>						
		441115 INVESTMT INCOME-INT POOLED	16	19	0	0
		441135 INVESTMT INCOME-UNREALIZD GAIN	6	(6)	0	0
<i>Total Use of Money and Property</i>			22	13	0	0
<i>Intergovernmental Revenues</i>						
		452610 FEDERAL-OTHER	0	0	0	0
<i>Total Intergovernmental Revenues</i>			0	0	0	0
<i>Miscellaneous Revenues</i>						
		470320 MIS REV-CANCEL WRNTS AND CHECK	0	0	0	0
<i>Total Miscellaneous Revenues</i>			0	0	0	0
<i>Other Financing Sources</i>						

## County of Marin

### Detail of Additional Financing Sources by Fund and Account Governmental Funds Fiscal Year 2020-21

Fund Name	Financing Source Category	Financing Source Account	2018-19 Actual	2019-20 Estimated	2020-21 Recommended	2020-21 Adopted by the Board of Supervisors
1	2	3	4	5	6	7
		480210 TRANSFERS-IN	0	0	0	0
		<i>Total Other Financing Sources</i>	0	0	0	0
<b>Total 2400 Project Independence</b>			<b>22</b>	<b>13</b>	<b>0</b>	<b>0</b>
<b>2410 Realignment - CalWORKS MOE</b>						
<i>Use of Money and Property</i>						
		441115 INVESTMT INCOME-INT POOLED	17	1,061	0	0
		441135 INVESTMT INCOME-UNREALIZD GAIN	353	(353)	0	0
		<i>Total Use of Money and Property</i>	370	708	0	0
<i>Intergovernmental Revenues</i>						
		451310 STATE-PUBLIC ASSIST PRG	1,824,607	2,061,420	1,773,410	1,773,410
		451810 STATE - HEALTH	0	0	0	0
		451950 STATE-OTH-REALGMENT VLF	0	0	0	0
		452210 FEDERAL-PUB ASSIST PRG	0	0	0	0
		<i>Total Intergovernmental Revenues</i>	1,824,607	2,061,420	1,773,410	1,773,410
<b>Total 2410 Realignment - CalWORKS MOE</b>			<b>1,824,977</b>	<b>2,062,128</b>	<b>1,773,410</b>	<b>1,773,410</b>
<b>2420 DHCS Intergovernmental Transfer Agreement</b>						
<i>Use of Money and Property</i>						
		441115 INVESTMT INCOME-INT POOLED	25,438	29,682	0	0
		441135 INVESTMT INCOME-UNREALIZD GAIN	11,580	(11,580)	0	0



## County of Marin

### Detail of Additional Financing Sources by Fund and Account Governmental Funds Fiscal Year 2020-21

Fund Name 1	Financing Source Category 2	Financing Source Account 3	2018-19 Actual 4	2019-20 Estimated 5	2020-21 Recommended 6	2020-21 Adopted by the Board of Supervisors 7
<i>Total Use of Money and Property</i>			37,018	18,102	0	0
<i>Intergovernmental Revenues</i>						
	452210	FEDERAL-PUB ASSIST PRG	0	0	0	0
	452610	FEDERAL-OTHER	0	0	0	0
	452613	FEDERAL-PARTNERSHIP HEALTH	1,175,525	0	0	0
<i>Total Intergovernmental Revenues</i>			1,175,525	0	0	0
<b>Total 2420 DHCS Intergovernmental Transfer Agreement</b>			<b>1,212,543</b>	<b>18,102</b>	<b>0</b>	<b>0</b>
<b>2430 Vital Statistics (SB 1535)</b>						
<i>Use of Money and Property</i>						
	441115	INVESTMT INCOME-INT POOLED	7,157	8,906	0	0
	441135	INVESTMT INCOME-UNREALIZD GAIN	2,833	(2,833)	0	0
<i>Total Use of Money and Property</i>			9,990	6,073	0	0
<i>Charges for Current Services</i>						
	461310	RECORDING FEES	40,591	41,602	0	0
<i>Total Charges for Current Services</i>			40,591	41,602	0	0
<b>Total 2430 Vital Statistics (SB 1535)</b>			<b>50,581</b>	<b>47,675</b>	<b>0</b>	<b>0</b>

## County of Marin

### Detail of Additional Financing Sources by Fund and Account Governmental Funds Fiscal Year 2020-21

Fund Name	Financing Source Category	Financing Source Account	2018-19 Actual	2019-20 Estimated	2020-21 Recommended	2020-21 Adopted by the Board of Supervisors
1	2	3	4	5	6	7
<b>2440 Andrea Fox Fund</b>						
<i>Use of Money and Property</i>						
		441115 INVESTMT INCOME-INT POOLED	347	413	0	0
		441135 INVESTMT INCOME-UNREALIZD GAIN	137	(137)	0	0
<i>Total Use of Money and Property</i>			484	276	0	0
<b>Total 2440 Andrea Fox Fund</b>			<b>484</b>	<b>276</b>	<b>0</b>	<b>0</b>
<b>2450 Child Car Seat Program</b>						
<i>Fines, Forfeitures, and Penalties</i>						
		431110 VEHICLE CODE FINE	2,237	1,903	0	0
<i>Total Fines, Forfeitures, and Penalties</i>			2,237	1,903	0	0
<i>Use of Money and Property</i>						
		441115 INVESTMT INCOME-INT POOLED	294	381	0	0
		441135 INVESTMT INCOME-UNREALIZD GAIN	126	(126)	0	0
<i>Total Use of Money and Property</i>			420	255	0	0
<b>Total 2450 Child Car Seat Program</b>			<b>2,657</b>	<b>2,158</b>	<b>0</b>	<b>0</b>
<b>2460 POST - Death Certificates</b>						
<i>Use of Money and Property</i>						
		441115 INVESTMT INCOME-INT POOLED	484	625	0	0
		441135 INVESTMT INCOME-UNREALIZD GAIN	200	(200)	0	0

# County of Marin

## Detail of Additional Financing Sources by Fund and Account Governmental Funds Fiscal Year 2020-21

Fund Name	Financing Source Category	Financing Source Account	2018-19 Actual	2019-20 Estimated	2020-21 Recommended	2020-21 Adopted by the Board of Supervisors
1	2	3	4	5	6	7
<i>Total Use of Money and Property</i>			684	425	0	0
<i>Charges for Current Services</i>						
		461310 RECORDING FEES	2,287	2,391	0	0
<i>Total Charges for Current Services</i>			2,287	2,391	0	0
<b>Total 2460 POST - Death Certificates</b>			<b>2,971</b>	<b>2,816</b>	<b>0</b>	<b>0</b>
<b>2470 Marin County Library</b>						
<i>Taxes</i>						
		411030 PROP TAX-CURR UNSEC	168,530	180,251	180,000	180,000
		411110 PROP TAX-CUR SECURED	9,146,482	9,390,317	9,850,000	9,850,000
		411115 PROP TAX-CURR SEC-UNI	61,158	60,127	55,000	55,000
		411125 PROP TAX CUR SEC SPL BEN TAX	1,792,418	1,790,586	1,790,000	1,790,000
		411135 PROP TAX- PRIOR UNSEC	6,578	7,100	7,000	7,000
		411210 SUPP PROP TAX-CURR	211,064	211,902	165,000	165,000
		411215 SUPP PROP TAX-CURR-UNSEC	1,823	8,247	3,275	3,275
		411310 SUPP PROP TAX-PRIOR-REDEM	6,205	7,114	5,000	5,000
		411410 RESIDUAL PROP TAX-RPTTF (ABX1)	99,831	123,595	120,000	120,000
		411510 PASTHRU PRTAX HMILT N RDATA X I	41,642	43,580	40,000	40,000
		411515 PSTHRU PROP TX-NOV DNTWN RDA	24,905	29,501	23,000	23,000
		411520 PSTHRU PROP TX-NO HAMILTON RDA	37,358	39,198	35,000	35,000

## County of Marin

### Detail of Additional Financing Sources by Fund and Account Governmental Funds Fiscal Year 2020-21

Fund Name 1	Financing Source Category 2	Financing Source Account 3	2018-19 Actual 4	2019-20 Estimated 5	2020-21 Recommended 6	2020-21 Adopted by the Board of Supervisors 7
		411540 PASS THRU PROP TX NV VNOK RDA	0	0	0	0
		411810 OTH TAX-CURR ERAF REV	134,280	210,770	65,000	65,000
		411820 OTH TAX-EXCES ERAF	1,994,698	2,198,094	2,000,000	2,000,000
		460120 TAX COL FEES ADM (CTRA)	(62,604)	(62,584)	0	0
		460150 SB2557 ADMIN FEE (CONTRA)	(139,287)	(126,177)	(75,000)	(75,000)
<i>Total Taxes</i>			13,525,081	14,111,621	14,263,275	14,263,275
<i>Use of Money and Property</i>						
		441115 INVESTMT INCOME-INT POOLED	83,526	123,135	0	0
		441120 INVESTMT INCOME-ERAF INT	3,240	4,027	0	0
		441135 INVESTMT INCOME-UNREALIZD GAIN	54,448	(54,448)	0	0
<i>Total Use of Money and Property</i>			141,214	72,714	0	0
<i>Intergovernmental Revenues</i>						
		451150 STATE-INLIEU TX-CALTRN	605	671	600	600
		451910 STATE-HOMEOWNERS PROP TAX RLF	42,728	42,431	43,000	43,000
		451970 STATE-OTHER	0	0	0	0
		452510 FEDERAL-IN-LIEU TAXES	7	7	0	0
<i>Total Intergovernmental Revenues</i>			43,340	43,109	43,600	43,600
<i>Charges for Current Services</i>						
		461810 LIBRARY SERVICES	96,236	24,419	0	0

## County of Marin

### Detail of Additional Financing Sources by Fund and Account Governmental Funds Fiscal Year 2020-21

Fund Name 1	Financing Source Category 2	Financing Source Account 3	2018-19 Actual 4	2019-20 Estimated 5	2020-21 Recommended 6	2020-21 Adopted by the Board of Supervisors 7
		462610	58,783	154,795	0	0
		462650	15,462	10,058	15,000	15,000
		462690	474,663	564,970	500,000	500,000
<i>Total Charges for Current Services</i>			645,144	754,242	515,000	515,000
<i>Miscellaneous Revenues</i>						
		470310	11,262	17,977	10,000	10,000
		470320	0	0	0	0
		470330	64,903	33,357	5,000	5,000
<i>Total Miscellaneous Revenues</i>			76,165	51,334	15,000	15,000
<i>Other Financing Sources</i>						
		480210	2,108,407	2,350,042	2,377,000	2,377,000
<i>Total Other Financing Sources</i>			2,108,407	2,350,042	2,377,000	2,377,000
<b>Total 2470 Marin County Library</b>			<b>16,539,351</b>	<b>17,383,062</b>	<b>17,213,875</b>	<b>17,213,875</b>
<b>2480 Marin County Free Library Measure A</b>						
<i>Taxes</i>						
		411125	2,575,190	2,628,357	2,680,000	2,680,000
		460120	(44,224)	(44,068)	0	0
<i>Total Taxes</i>			2,530,966	2,584,289	2,680,000	2,680,000

## County of Marin

### Detail of Additional Financing Sources by Fund and Account Governmental Funds Fiscal Year 2020-21

Fund Name 1	Financing Source Category 2	Financing Source Account 3	2018-19 Actual 4	2019-20 Estimated 5	2020-21 Recommended 6	2020-21 Adopted by the Board of Supervisors 7
<i>Use of Money and Property</i>						
		441115 INVESTMT INCOME-INT POOLED	26,187	31,704	0	0
		441135 INVESTMT INCOME-UNREALIZD GAIN	5,714	(5,714)	0	0
		<i>Total Use of Money and Property</i>	31,901	25,990	0	0
<b>Total 2480 Marin County Free Library Measure A</b>			<b>2,562,867</b>	<b>2,610,279</b>	<b>2,680,000</b>	<b>2,680,000</b>
<b>2490 Marin County Library Trust</b>						
<i>Use of Money and Property</i>						
		441115 INVESTMT INCOME-INT POOLED	8,006	8,897	0	0
		441135 INVESTMT INCOME-UNREALIZD GAIN	2,954	(2,954)	0	0
		<i>Total Use of Money and Property</i>	10,960	5,943	0	0
<i>Miscellaneous Revenues</i>						
		470330 MIS REV-CONTRI AND DONATIONS	0	0	0	0
		<i>Total Miscellaneous Revenues</i>	0	0	0	0
<i>Other Financing Sources</i>						
		480210 TRANSFERS-IN	0	0	0	0
		<i>Total Other Financing Sources</i>	0	0	0	0
<b>Total 2490 Marin County Library Trust</b>			<b>10,960</b>	<b>5,943</b>	<b>0</b>	<b>0</b>

## County of Marin

### Detail of Additional Financing Sources by Fund and Account Governmental Funds Fiscal Year 2020-21

Fund Name	Financing Source Category	Financing Source Account	2018-19 Actual	2019-20 Estimated	2020-21 Recommended	2020-21 Adopted by the Board of Supervisors
1	2	3	4	5	6	7
<b>2500 Bolinas Library Trust</b>						
<i>Use of Money and Property</i>						
		441115 INVESTMT INCOME-INT POOLED	230	274	0	0
		441135 INVESTMT INCOME-UNREALIZD GAIN	91	(91)	0	0
		<i>Total Use of Money and Property</i>	321	183	0	0
<b>Total 2500 Bolinas Library Trust</b>			<b>321</b>	<b>183</b>	<b>0</b>	<b>0</b>
<b>2510 Corte Madera Library - A. Cello Fund</b>						
<i>Use of Money and Property</i>						
		441115 INVESTMT INCOME-INT POOLED	6,008	6,895	0	0
		441135 INVESTMT INCOME-UNREALIZD GAIN	2,290	(2,290)	0	0
		<i>Total Use of Money and Property</i>	8,298	4,605	0	0
<b>Total 2510 Corte Madera Library - A. Cello Fund</b>			<b>8,298</b>	<b>4,605</b>	<b>0</b>	<b>0</b>
<b>2520 California Room Trust - Watkins Estate</b>						
<i>Use of Money and Property</i>						
		441115 INVESTMT INCOME-INT POOLED	951	1,134	0	0
		441135 INVESTMT INCOME-UNREALIZD GAIN	376	(376)	0	0
		<i>Total Use of Money and Property</i>	1,327	758	0	0
<b>Total 2520 California Room Trust - Watkins Estate</b>			<b>1,327</b>	<b>758</b>	<b>0</b>	<b>0</b>

# County of Marin

## Detail of Additional Financing Sources by Fund and Account Governmental Funds Fiscal Year 2020-21

Fund Name	Financing Source Category	Financing Source Account	2018-19 Actual	2019-20 Estimated	2020-21 Recommended	2020-21 Adopted by the Board of Supervisors
1	2	3	4	5	6	7
<b>2530 Stinson Beach Library Trust</b>						
<i>Use of Money and Property</i>						
		441115 INVESTMT INCOME-INT POOLED	464	552	0	0
		441135 INVESTMT INCOME-UNREALIZD GAIN	183	(183)	0	0
		<i>Total Use of Money and Property</i>	647	369	0	0
<b>Total 2530 Stinson Beach Library Trust</b>			<b>647</b>	<b>369</b>	<b>0</b>	<b>0</b>
<b>2550 Luiz Ranch Endowment</b>						
<i>Use of Money and Property</i>						
		441115 INVESTMT INCOME-INT POOLED	12	4	0	0
		441135 INVESTMT INCOME-UNREALIZD GAIN	5	(5)	0	0
		<i>Total Use of Money and Property</i>	17	(1)	0	0
<b>Total 2550 Luiz Ranch Endowment</b>			<b>17</b>	<b>(1)</b>	<b>0</b>	<b>0</b>
<b>2560 Measure A - Parks &amp; Open Space</b>						
<i>Taxes</i>						
		411710 SALES AND USE TAX	14,673,946	13,766,174	11,472,541	11,472,541
		<i>Total Taxes</i>	14,673,946	13,766,174	11,472,541	11,472,541
<i>Use of Money and Property</i>						
		441115 INVESTMT INCOME-INT POOLED	274,103	343,282	245,644	245,644
		441135 INVESTMT INCOME-UNREALIZD GAIN	105,277	(105,277)	0	0



# County of Marin

## Detail of Additional Financing Sources by Fund and Account Governmental Funds Fiscal Year 2020-21

Fund Name	Financing Source Category	Financing Source Account	2018-19 Actual	2019-20 Estimated	2020-21 Recommended	2020-21 Adopted by the Board of Supervisors
1	2	3	4	5	6	7
<i>Total Use of Money and Property</i>			379,380	238,005	245,644	245,644
<i>Intergovernmental Revenues</i>						
		451970 STATE-OTHER	209,713	269,769	0	0
		452610 FEDERAL-OTHER	17,509	0	0	0
		453110 OTH-GOVERNMENTAL AGENCIES	100,000	0	0	0
<i>Total Intergovernmental Revenues</i>			327,222	269,769	0	0
<i>Charges for Current Services</i>						
		463110 INTERFUND REVENUE	0	0	0	0
<i>Total Charges for Current Services</i>			0	0	0	0
<i>Miscellaneous Revenues</i>						
		470310 MISC REVENUES	83,009	833,310	0	0
		470320 MIS REV-CANCEL WRNTS AND CHECK	0	0	0	0
		470330 MIS REV-CONTRI AND DONATIONS	(500)	0	0	0
<i>Total Miscellaneous Revenues</i>			82,509	833,310	0	0
<i>Other Financing Sources</i>						
		480210 TRANSFERS-IN	0	0	0	0
<i>Total Other Financing Sources</i>			0	0	0	0
<b>Total 2560 Measure A - Parks &amp; Open Space</b>			<b>15,463,057</b>	<b>15,107,258</b>	<b>11,718,185</b>	<b>11,718,185</b>

## County of Marin

### Detail of Additional Financing Sources by Fund and Account Governmental Funds Fiscal Year 2020-21

Fund Name	Financing Source Category	Financing Source Account	2018-19 Actual	2019-20 Estimated	2020-21 Recommended	2020-21 Adopted by the Board of Supervisors
1	2	3	4	5	6	7
<b>2570 Realignment - Juvenile Justice Crime Prevention</b>						
<i>Use of Money and Property</i>						
		441115 INVESTMT INCOME-INT POOLED	25,563	34,557	0	0
		441135 INVESTMT INCOME-UNREALIZD GAIN	8,775	(8,775)	0	0
<i>Total Use of Money and Property</i>			34,338	25,782	0	0
<i>Intergovernmental Revenues</i>						
		451930 STATE-COPS	1,103,972	1,102,330	795,975	795,975
<i>Total Intergovernmental Revenues</i>			1,103,972	1,102,330	795,975	795,975
<b>Total 2570 Realignment - Juvenile Justice Crime Prevention</b>			<b>1,138,310</b>	<b>1,128,112</b>	<b>795,975</b>	<b>795,975</b>
<b>2580 Inmate Welfare Fund</b>						
<i>Use of Money and Property</i>						
		441110 INVESTMT INCOME-INT	2	2	0	0
		441115 INVESTMT INCOME-INT POOLED	18,647	25,563	0	0
		441135 INVESTMT INCOME-UNREALIZD GAIN	8,523	(8,523)	0	0
<i>Total Use of Money and Property</i>			27,172	17,042	0	0
<i>Charges for Current Services</i>						
		461610 INSTITUTIONAL CARE SVS	694,018	358,892	216,604	216,604
<i>Total Charges for Current Services</i>			694,018	358,892	216,604	216,604
<i>Miscellaneous Revenues</i>						

## County of Marin

### Detail of Additional Financing Sources by Fund and Account Governmental Funds Fiscal Year 2020-21

Fund Name 1	Financing Source Category 2	Financing Source Account 3	2018-19 Actual 4	2019-20 Estimated 5	2020-21 Recommended 6	2020-21 Adopted by the Board of Supervisors 7
		470310 MISC REVENUES	0	1,138	0	0
		<i>Total Miscellaneous Revenues</i>	0	1,138	0	0
<b>Total 2580 Inmate Welfare Fund</b>			<b>721,190</b>	<b>377,072</b>	<b>216,604</b>	<b>216,604</b>
<b>2590 DMV Vehicle Theft (PC 9250.14)</b>						
<i>Use of Money and Property</i>						
		441115 INVESTMT INCOME-INT POOLED	15,211	20,855	0	0
		441135 INVESTMT INCOME-UNREALIZD GAIN	6,228	(6,228)	0	0
		<i>Total Use of Money and Property</i>	21,439	14,627	0	0
<i>Intergovernmental Revenues</i>						
		451970 STATE-OTHER	243,883	240,802	114,192	114,192
		<i>Total Intergovernmental Revenues</i>	243,883	240,802	114,192	114,192
<b>Total 2590 DMV Vehicle Theft (PC 9250.14)</b>			<b>265,322</b>	<b>255,429</b>	<b>114,192</b>	<b>114,192</b>
<b>2600 Suppl Lcl Law Enf - Rural Counties and COPS</b>						
<i>Use of Money and Property</i>						
		441115 INVESTMT INCOME-INT POOLED	82,773	102,362	0	0
		441135 INVESTMT INCOME-UNREALIZD GAIN	32,589	(32,589)	0	0
		<i>Total Use of Money and Property</i>	115,362	69,773	0	0
<i>Intergovernmental Revenues</i>						

# County of Marin

## Detail of Additional Financing Sources by Fund and Account Governmental Funds Fiscal Year 2020-21

Fund Name 1	Financing Source Category 2	Financing Source Account 3	2018-19 Actual 4	2019-20 Estimated 5	2020-21 Recommended 6	2020-21 Adopted by the Board of Supervisors 7
		451930 STATE-COPS	0	0	0	0
		451940 STATE-COPS-SMML CTY RURL ENFOR	500,000	500,000	0	0
		451970 STATE-OTHER	0	0	0	0
<i>Total Intergovernmental Revenues</i>			500,000	500,000	0	0
<i>Charges for Current Services</i>						
		463110 INTERFUND REVENUE	58,700	0	0	0
<i>Total Charges for Current Services</i>			58,700	0	0	0
<i>Other Financing Sources</i>						
		480210 TRANSFERS-IN	45,828	0	0	0
<i>Total Other Financing Sources</i>			45,828	0	0	0
<b>Total 2600 Suppl Lcl Law Enf - Rural Counties and COPS</b>			<b>719,890</b>	<b>569,773</b>	<b>0</b>	<b>0</b>
<b>2610 Crime Prevention - DCEP</b>						
<i>Use of Money and Property</i>						
		441115 INVESTMT INCOME-INT POOLED	1,317	1,267	0	0
		441135 INVESTMT INCOME-UNREALIZD GAIN	421	(421)	0	0
<i>Total Use of Money and Property</i>			1,738	846	0	0
<i>Charges for Current Services</i>						
		462610 CHRGS FOR CUR SVCS-OTHER	0	0	0	0

## County of Marin

### Detail of Additional Financing Sources by Fund and Account Governmental Funds Fiscal Year 2020-21

Fund Name	Financing Source Category	Financing Source Account	2018-19 Actual	2019-20 Estimated	2020-21 Recommended	2020-21 Adopted by the Board of Supervisors
1	2	3	4	5	6	7
		462690 OTHER - CONTRACT REV	0	0	15,000	15,000
<i>Total Charges for Current Services</i>			0	0	15,000	15,000
<i>Miscellaneous Revenues</i>						
		470310 MISC REVENUES	0	0	0	0
<i>Total Miscellaneous Revenues</i>			0	0	0	0
<b>Total 2610 Crime Prevention - DCEP</b>			<b>1,738</b>	<b>846</b>	<b>15,000</b>	<b>15,000</b>
<b>2620 Writ Fee (GC 26746)</b>						
<i>Use of Money and Property</i>						
		441115 INVESTMT INCOME-INT POOLED	8,172	9,840	0	0
		441135 INVESTMT INCOME-UNREALIZD GAIN	3,267	(3,267)	0	0
<i>Total Use of Money and Property</i>			11,439	6,573	0	0
<i>Charges for Current Services</i>						
		460810 CIVIL PROCESSING SVS	11,331	0	0	0
<i>Total Charges for Current Services</i>			11,331	0	0	0
<b>Total 2620 Writ Fee (GC 26746)</b>			<b>22,770</b>	<b>6,573</b>	<b>0</b>	<b>0</b>
<b>2630 Asset Forfeiture</b>						
<i>Fines, Forfeitures, and Penalties</i>						
		431210 OTHER COURT FINES	3,348	0	0	0

## County of Marin

### Detail of Additional Financing Sources by Fund and Account Governmental Funds Fiscal Year 2020-21

Fund Name	Financing Source Category	Financing Source Account	2018-19 Actual	2019-20 Estimated	2020-21 Recommended	2020-21 Adopted by the Board of Supervisors
1	2	3	4	5	6	7
<i>Total Fines, Forfeitures, and Penalties</i>			3,348	0	0	0
<i>Use of Money and Property</i>						
	441115	INVESTMT INCOME-INT POOLED	681	818	0	0
	441135	INVESTMT INCOME-UNREALIZD GAIN	272	(272)	0	0
<i>Total Use of Money and Property</i>			953	546	0	0
<i>Miscellaneous Revenues</i>						
	470310	MISC REVENUES	0	0	0	0
<i>Total Miscellaneous Revenues</i>			0	0	0	0
<b>Total 2630 Asset Forfeiture</b>			<b>4,301</b>	<b>546</b>	<b>0</b>	<b>0</b>
<b>2640 Auto Finger ID (GC 76102)</b>						
<i>Fines, Forfeitures, and Penalties</i>						
	431210	OTHER COURT FINES	1,011	768	0	0
<i>Total Fines, Forfeitures, and Penalties</i>			1,011	768	0	0
<i>Use of Money and Property</i>						
	441115	INVESTMT INCOME-INT POOLED	37,543	46,805	0	0
	441135	INVESTMT INCOME-UNREALIZD GAIN	14,820	(14,820)	0	0
<i>Total Use of Money and Property</i>			52,363	31,985	0	0
<i>Intergovernmental Revenues</i>						

## County of Marin

### Detail of Additional Financing Sources by Fund and Account Governmental Funds Fiscal Year 2020-21

Fund Name	Financing Source Category	Financing Source Account	2018-19 Actual	2019-20 Estimated	2020-21 Recommended	2020-21 Adopted by the Board of Supervisors
1	2	3	4	5	6	7
		451970 STATE-OTHER	245,598	242,583	153,833	153,833
<i>Total Intergovernmental Revenues</i>			245,598	242,583	153,833	153,833
<b>Total 2640 Auto Finger ID (GC 76102)</b>			<b>298,972</b>	<b>275,336</b>	<b>153,833</b>	<b>153,833</b>
<b>2650 Local Law Enforcement Block Grant</b>						
<i>Use of Money and Property</i>						
		441115 INVESTMT INCOME-INT POOLED	2,557	3,046	0	0
		441135 INVESTMT INCOME-UNREALIZD GAIN	1,012	(1,012)	0	0
<i>Total Use of Money and Property</i>			3,569	2,034	0	0
<b>Total 2650 Local Law Enforcement Block Grant</b>			<b>3,569</b>	<b>2,034</b>	<b>0</b>	<b>0</b>
<b>2660 Civil Paper Service Fee (GC 26731)</b>						
<i>Use of Money and Property</i>						
		441115 INVESTMT INCOME-INT POOLED	6,019	7,853	0	0
		441135 INVESTMT INCOME-UNREALIZD GAIN	2,547	(2,547)	0	0
<i>Total Use of Money and Property</i>			8,566	5,306	0	0
<i>Charges for Current Services</i>						
		460810 CIVIL PROCESSING SVS	35,263	19,998	0	0
<i>Total Charges for Current Services</i>			35,263	19,998	0	0
<b>Total 2660 Civil Paper Service Fee (GC 26731)</b>			<b>43,829</b>	<b>25,304</b>	<b>0</b>	<b>0</b>

# County of Marin

## Detail of Additional Financing Sources by Fund and Account Governmental Funds Fiscal Year 2020-21

Fund Name	Financing Source Category	Financing Source Account	2018-19 Actual	2019-20 Estimated	2020-21 Recommended	2020-21 Adopted by the Board of Supervisors
1	2	3	4	5	6	7
<b>2670 Realignment - Public Safety</b>						
<i>Use of Money and Property</i>						
	441115	INVESTMT INCOME-INT POOLED	183,975	233,322	0	0
	441135	INVESTMT INCOME-UNREALIZD GAIN	71,569	(71,569)	0	0
<i>Total Use of Money and Property</i>			255,544	161,753	0	0
<i>Intergovernmental Revenues</i>						
	451850	STATE-JVENLE RENTRY GR SB 1020	0	0	0	0
	451860	STATE-CORRECTIONS	0	0	0	0
	451970	STATE-OTHER	0	0	37,209	37,209
	451990	STATE REALIGN-PUB SAFETY AB	6,048,686	6,245,877	6,354,203	6,354,203
<i>Total Intergovernmental Revenues</i>			6,048,686	6,245,877	6,391,412	6,391,412
<i>Miscellaneous Revenues</i>						
	470310	MISC REVENUES	0	2,812	0	0
	470320	MIS REV-CANCEL WRNTS AND CHECK	0	0	0	0
<i>Total Miscellaneous Revenues</i>			0	2,812	0	0
<i>Other Financing Sources</i>						
	480210	TRANSFERS-IN	0	0	0	0
<i>Total Other Financing Sources</i>			0	0	0	0



# County of Marin

## Detail of Additional Financing Sources by Fund and Account Governmental Funds Fiscal Year 2020-21

Fund Name	Financing Source Category	Financing Source Account	2018-19 Actual	2019-20 Estimated	2020-21 Recommended	2020-21 Adopted by the Board of Supervisors
1	2	3	4	5	6	7
<b>Total 2670 Realignment - Public Safety</b>			<b>6,304,230</b>	<b>6,410,442</b>	<b>6,391,412</b>	<b>6,391,412</b>
<b>2680 Realignment - SB 1020</b>						
<i>Use of Money and Property</i>						
		441115 INVESTMT INCOME-INT POOLED	231,304	298,200	0	0
		441135 INVESTMT INCOME-UNREALIZD GAIN	70,033	(70,033)	0	0
<i>Total Use of Money and Property</i>			301,337	228,167	0	0
<i>Intergovernmental Revenues</i>						
		451210 STATE-PUB ASSIST ADMIN	403,723	394,328	378,838	378,838
		451315 STATE-PUB ASSIST PRG-CAPIT	117,692	114,953	131,760	131,760
		451320 STATE - PA PROGRAM -FOSTER CARE	1,876,057	1,832,400	0	0
		451325 STATE PUB ASSIST CHILD WEL SVS	2,923,387	2,855,359	2,985,042	2,985,042
		451330 STATE -PA ADULT PRORECTV SVC	601,122	587,134	455,391	455,391
		451335 STATE-PA PROGRAM - FOSTR CARE	67,122	65,560	623,899	623,899
		451340 STATE - PA PROGRAM-ADOPT	1,638,384	1,600,259	537,224	537,224
		451610 STATE - MENTAL HEALTH	3,708,769	3,090,959	2,773,674	2,773,674
		451810 STATE - HEALTH	1,356,840	2,422,211	2,023,489	2,023,489
		451815 STATE - PERINATAL	728,485	728,485	728,485	728,485
		451830 STATE - CIVIL DEFENSE	81,772	83,723	0	0
		451850 STATE-JVENLE RENTRY GR SB 1020	0	0	0	0

## County of Marin

### Detail of Additional Financing Sources by Fund and Account Governmental Funds Fiscal Year 2020-21

Fund Name 1	Financing Source Category 2	Financing Source Account 3	2018-19 Actual 4	2019-20 Estimated 5	2020-21 Recommended 6	2020-21 Adopted by the Board of Supervisors 7
		451860 STATE-CORRECTIONS	0	0	0	0
		451970 STATE-OTHER	0	0	0	0
		451990 STATE REALIGN-PUB SAFETY AB	81,772	83,723	166,500	166,500
<i>Total Intergovernmental Revenues</i>			13,585,125	13,859,094	10,804,302	10,804,302
<b>Total 2680 Realignment - SB 1020</b>			<b>13,886,462</b>	<b>14,087,261</b>	<b>10,804,302</b>	<b>10,804,302</b>
<b>2690 Realignment - Juvenile Justice YOBG</b>						
<i>Use of Money and Property</i>						
		441115 INVESTMT INCOME-INT POOLED	23,222	29,313	0	0
		441135 INVESTMT INCOME-UNREALIZD GAIN	10,197	(10,197)	0	0
<i>Total Use of Money and Property</i>			33,419	19,116	0	0
<i>Intergovernmental Revenues</i>						
		451850 STATE-JVENLE RENTRY GR SB 1020	0	0	0	0
		451860 STATE-CORRECTIONS	0	0	0	0
		451970 STATE-OTHER	791,323	646,243	829,873	829,873
		451990 STATE REALIGN-PUB SAFETY AB	0	0	30,000	30,000
		452610 FEDERAL-OTHER	0	0	0	0
<i>Total Intergovernmental Revenues</i>			791,323	646,243	859,873	859,873
<i>Miscellaneous Revenues</i>						
		470310 MISC REVENUES	0	0	0	0

## County of Marin

### Detail of Additional Financing Sources by Fund and Account Governmental Funds Fiscal Year 2020-21

Fund Name	Financing Source Category	Financing Source Account	2018-19 Actual	2019-20 Estimated	2020-21 Recommended	2020-21 Adopted by the Board of Supervisors
1	2	3	4	5	6	7
<i>Total Miscellaneous Revenues</i>			0	0	0	0
<i>Other Financing Sources</i>						
		480210 TRANSFERS-IN	0	0	0	0
<i>Total Other Financing Sources</i>			0	0	0	0
<b>Total 2690 Realignment - Juvenile Justice YOBG</b>			<b>824,742</b>	<b>665,359</b>	<b>859,873</b>	<b>859,873</b>
<b>2700 Countywide Grants</b>						
<i>Use of Money and Property</i>						
		441135 INVESTMT INCOME-UNREALIZD GAIN	(225)	225	0	0
<i>Total Use of Money and Property</i>			(225)	225	0	0
<i>Intergovernmental Revenues</i>						
		451970 STATE-OTHER	712,421	594,437	349,884	349,884
		452610 FEDERAL-OTHER	0	28,604	305,898	305,898
		453110 OTH-GOVERNMENTAL AGENCIES	0	0	0	0
<i>Total Intergovernmental Revenues</i>			712,421	623,041	655,782	655,782
<i>Miscellaneous Revenues</i>						
		470310 MISC REVENUES	0	0	0	0
		470320 MIS REV-CANCEL WRNTS AND CHECK	0	0	0	0
		470330 MIS REV-CONTRI AND DONATIONS	0	224,139	0	0

## County of Marin

### Detail of Additional Financing Sources by Fund and Account Governmental Funds Fiscal Year 2020-21

Fund Name 1	Financing Source Category 2	Financing Source Account 3	2018-19 Actual 4	2019-20 Estimated 5	2020-21 Recommended 6	2020-21 Adopted by the Board of Supervisors 7
<i>Total Miscellaneous Revenues</i>			0	224,139	0	0
<i>Other Financing Sources</i>						
	480210	TRANSFERS-IN	0	0	18,467	18,467
<i>Total Other Financing Sources</i>			0	0	18,467	18,467
<b>Total 2700 Countywide Grants</b>			<b>712,196</b>	<b>847,405</b>	<b>674,249</b>	<b>674,249</b>
<b>2720 Dispute Resolution (BP 470.3)</b>						
<i>Use of Money and Property</i>						
	441115	INVESTMT INCOME-INT POOLED	307	481	0	0
	441135	INVESTMT INCOME-UNREALIZD GAIN	76	(76)	0	0
<i>Total Use of Money and Property</i>			383	405	0	0
<i>Miscellaneous Revenues</i>						
	470310	MISC REVENUES	118,215	29,820	0	0
<i>Total Miscellaneous Revenues</i>			118,215	29,820	0	0
<b>Total 2720 Dispute Resolution (BP 470.3)</b>			<b>118,598</b>	<b>30,225</b>	<b>0</b>	<b>0</b>
<b>2730 Criminal Justice Facilities (GC 76101)</b>						
<i>Fines, Forfeitures, and Penalties</i>						
	431210	OTHER COURT FINES	453,163	357,613	540,000	540,000
<i>Total Fines, Forfeitures, and Penalties</i>			453,163	357,613	540,000	540,000

## County of Marin

### Detail of Additional Financing Sources by Fund and Account Governmental Funds Fiscal Year 2020-21

Fund Name	Financing Source Category	Financing Source Account	2018-19 Actual	2019-20 Estimated	2020-21 Recommended	2020-21 Adopted by the Board of Supervisors
1	2	3	4	5	6	7
<i>Use of Money and Property</i>						
		441115 INVESTMT INCOME-INT POOLED	6,362	5,006	0	0
		441135 INVESTMT INCOME-UNREALIZD GAIN	612	(612)	0	0
		<i>Total Use of Money and Property</i>	6,974	4,394	0	0
<b>Total 2730 Criminal Justice Facilities (GC 76101)</b>			<b>460,137</b>	<b>362,007</b>	<b>540,000</b>	<b>540,000</b>
<b>2740 Real Estate Fraud (GC 27388)</b>						
<i>Use of Money and Property</i>						
		441115 INVESTMT INCOME-INT POOLED	5,565	10,399	0	0
		441135 INVESTMT INCOME-UNREALIZD GAIN	2,599	(2,599)	0	0
		<i>Total Use of Money and Property</i>	8,164	7,800	0	0
<i>Charges for Current Services</i>						
		461310 RECORDING FEES	263,934	300,844	0	0
		<i>Total Charges for Current Services</i>	263,934	300,844	0	0
<i>Miscellaneous Revenues</i>						
		470310 MISC REVENUES	0	0	0	0
		<i>Total Miscellaneous Revenues</i>	0	0	0	0
<b>Total 2740 Real Estate Fraud (GC 27388)</b>			<b>272,098</b>	<b>308,644</b>	<b>0</b>	<b>0</b>

## County of Marin

### Detail of Additional Financing Sources by Fund and Account Governmental Funds Fiscal Year 2020-21

Fund Name	Financing Source Category	Financing Source Account	2018-19 Actual	2019-20 Estimated	2020-21 Recommended	2020-21 Adopted by the Board of Supervisors
1	2	3	4	5	6	7

**2770 HUD HOME Prog Inc**

*Use of Money and Property*

441115 INVESTMT INCOME-INT POOLED	934	0	0	0
441135 INVESTMT INCOME-UNREALIZD GAIN	369	(369)	0	0

<i>Total Use of Money and Property</i>	1,303	(369)	0	0
--	-------	-------	---	---

*Intergovernmental Revenues*

452515 FEDERAL-OTHER - HUD	0	643,887	742,490	742,490
----------------------------	---	---------	---------	---------

<i>Total Intergovernmental Revenues</i>	0	643,887	742,490	742,490
---	---	---------	---------	---------

<b>Total 2770 HUD HOME Prog Inc</b>	<b>1,303</b>	<b>643,518</b>	<b>742,490</b>	<b>742,490</b>
-------------------------------------	--------------	----------------	----------------	----------------

**2780 Treasury AFMLS - Equitable Sharing Prgm**

*Use of Money and Property*

441115 INVESTMT INCOME-INT POOLED	456	495	0	0
441135 INVESTMT INCOME-UNREALIZD GAIN	164	(164)	0	0

<i>Total Use of Money and Property</i>	620	331	0	0
--	-----	-----	---	---

*Other Financing Sources*

480210 TRANSFERS-IN	0	0	0	0
---------------------	---	---	---	---

<i>Total Other Financing Sources</i>	0	0	0	0
--------------------------------------	---	---	---	---

<b>Total 2780 Treasury AFMLS - Equitable Sharing Prgm</b>	<b>620</b>	<b>331</b>	<b>0</b>	<b>0</b>
---	------------	------------	----------	----------

# County of Marin

## Detail of Additional Financing Sources by Fund and Account Governmental Funds Fiscal Year 2020-21

Fund Name	Financing Source Category	Financing Source Account	2018-19 Actual	2019-20 Estimated	2020-21 Recommended	2020-21 Adopted by the Board of Supervisors
1	2	3	4	5	6	7
<b>2790 SB678 Community Correction Performance</b>						
<i>Use of Money and Property</i>						
		441115 INVESTMT INCOME-INT POOLED	43,118	52,457	0	0
		441135 INVESTMT INCOME-UNREALIZD GAIN	16,029	(16,029)	0	0
<i>Total Use of Money and Property</i>			59,147	36,428	0	0
<i>Intergovernmental Revenues</i>						
		451860 STATE-CORRECTIONS	989,666	980,988	1,303,475	1,303,475
<i>Total Intergovernmental Revenues</i>			989,666	980,988	1,303,475	1,303,475
<b>Total 2790 SB678 Community Correction Performance</b>			<b>1,048,813</b>	<b>1,017,416</b>	<b>1,303,475</b>	<b>1,303,475</b>
<b>2800 Health and Human Services Operating</b>						
<i>Licenses, Permits and Franchises</i>						
		421750 OTH LIC PERM-MED MARIJUANA	14,600	7,050	15,000	15,000
<i>Total Licenses, Permits and Franchises</i>			14,600	7,050	15,000	15,000
<i>Fines, Forfeitures, and Penalties</i>						
		431115 VEHICLE CODE FINE-STATHAM	35,959	23,224	38,880	38,880
		431210 OTHER COURT FINES	11,220	7,377	12,000	12,000
<i>Total Fines, Forfeitures, and Penalties</i>			47,179	30,601	50,880	50,880
<i>Use of Money and Property</i>						
		441110 INVESTMT INCOME-INT	31,325	43,081	8,000	8,000

# County of Marin

## Detail of Additional Financing Sources by Fund and Account Governmental Funds Fiscal Year 2020-21

Fund Name	Financing Source Category	Financing Source Account	2018-19 Actual	2019-20 Estimated	2020-21 Recommended	2020-21 Adopted by the Board of Supervisors
1	2	3	4	5	6	7
		441135 INVESTMT INCOME-UNREALIZD GAIN	19	(19)	0	0
		441215 RENTS AND CONCESSIONS-PROP	0	0	0	0
<i>Total Use of Money and Property</i>			31,344	43,062	8,000	8,000
<i>Intergovernmental Revenues</i>						
		451120 STATE-BUS LIC TAX HIWAY CAR	0	0	0	0
		451210 STATE-PUB ASSIST ADMIN	5,643,332	2,893,852	5,901,266	5,901,266
		451211 STATE-IN HOME SUPPORT SERVICES	3,953,952	4,221,336	2,708,264	2,708,264
		451212 STATE-CAL WORKS	1,772,102	1,360,103	3,319,161	3,319,161
		451213 STATE-CAL WORKS SUBST ABUSE	139,464	40,174	213,946	213,946
		451214 STATE MEDI-CAL	11,931,837	12,447,800	11,345,444	11,345,444
		451310 STATE-PUBLIC ASSIST PRG	(431,382)	1,056,097	723,886	723,886
		451315 STATE-PUB ASSIST PRG-CAPIT	0	0	0	0
		451325 STATE PUB ASSIST CHILD WEL SVS	294,364	192,278	696,914	696,914
		451340 STATE - PA PROGRAM-ADOPT	748,971	908,485	0	0
		451410 STATE-HEALTH ADMIN	173,349	1,534,155	724,011	724,011
		451510 STATE-CALIFORNIA CHILDREN SVS	991,400	902,628	417,495	417,495
		451610 STATE - MENTAL HEALTH	522,043	247,200	613,260	613,260
		451710 STATE-TUBERCULOSIS CONTROL	57,532	58,856	42,571	42,571
		451810 STATE - HEALTH	509,404	60,711	153,056	153,056



# County of Marin

## Detail of Additional Financing Sources by Fund and Account Governmental Funds Fiscal Year 2020-21

Fund Name	Financing Source Category	Financing Source Account	2018-19 Actual	2019-20 Estimated	2020-21 Recommended	2020-21 Adopted by the Board of Supervisors
1	2	3	4	5	6	7
		451880 STATE-VETERANS' AFFAIRS	48,905	43,413	46,389	46,389
		451970 STATE-OTHER	1,782,493	2,676,517	2,298,488	2,298,488
		451975 STATE-PY FUNDING	34,854	0	0	0
		452110 FEDERAL-PUB ASSIST ADMIN	7,520,421	9,241,769	8,985,516	8,985,516
		452111 FEDERAL-PROMO SAFE STABLE FMLY	84,226	133,574	105,873	105,873
		452112 FEDERAL-IND LIVING SKILLS PRG	109,708	24,093	127,975	127,975
		452210 FEDERAL-PUB ASSIST PRG	9,081,371	3,644,023	6,530,042	6,530,042
		452211 FED-IN HOME SUPPORT SERVICES	0	0	0	0
		452212 FEDERAL-CAL WORKS ASST	428,660	272,756	817,377	817,377
		452213 FEDERAL-ADOPTIONS	978,419	1,343,636	1,025,136	1,025,136
		452214 FEDERAL-MEDI-CAL	17,870,118	20,526,881	15,142,165	15,142,165
		452215 FEDERAL-CHILD WELFARE SVCS	3,861,868	3,437,298	4,707,226	4,707,226
		452216 FEDERAL-EMRG AST-FOSTER CARE	587,151	509,171	712,184	712,184
		452217 FEDERAL-REFUGEE ASSITANCE	0	0	5,000	5,000
		452250 FEDERAL-PY FUNDING	4,726	1,683,171	0	0
		452251 FEDERAL-MEDCAL PRIOR YR FUNDIN	624,251	1,038,015	0	0
		452310 FEDERAL-HEALTH ADMINISTRATION	0	458,431	247,459	247,459
		452610 FEDERAL-OTHER	5,608,046	7,717,252	5,685,255	5,685,255
		452613 FEDERAL-PARTNERSHIP HEALTH	0	59,181	0	0

# County of Marin

## Detail of Additional Financing Sources by Fund and Account Governmental Funds Fiscal Year 2020-21

Fund Name 1	Financing Source Category 2	Financing Source Account 3	2018-19 Actual 4	2019-20 Estimated 5	2020-21 Recommended 6	2020-21 Adopted by the Board of Supervisors 7
		453110 OTH-GOVERNMENTAL AGENCIES	265,876	425,196	40,997	40,997
<i>Total Intergovernmental Revenues</i>			75,197,461	79,158,052	73,336,356	73,336,356
<i>Charges for Current Services</i>						
		460315 AUDITING AND ACCT FEES-BONDS	35,594	7,686	47,000	47,000
		460610 LEGAL SERVICES	71,589	70,247	88,000	88,000
		460910 ESTATE FEES	104,064	91,545	101,000	101,000
		461215 LAW ENFORCEMENT SERVICES-DUI	17,960	12,080	19,800	19,800
		461310 RECORDING FEES	193,009	189,690	124,064	124,064
		461320 REC FEES-DEATH CERTI	4,574	4,782	6,800	6,800
		461410 HEALTH FEES	47,500	72,500	67,500	67,500
		461415 HEALTH FEES-CERT FEES	5,945	4,950	10,362	10,362
		461420 HEALTH FEES-MEDICARE REVENUE	202,029	324,173	61,000	61,000
		461425 HEALTH FEES-HEALTHY FAMILIES	0	0	0	0
		461430 HEALTH FEES-PVT INS	0	0	0	0
		461435 HEALTH FEES-PATIENT FEES	241,731	142,267	244,000	244,000
		461440 HEALTH FEES-LAB FEES	0	0	0	0
		461445 HEALTH FEES-HEALTH KIDS	0	0	0	0
		461450 MENTAL HEALTH SERVICES	110,000	101,654	5,000	5,000
		461455 MENTAL HEALTH SVS-INS	258,923	191,745	143,537	143,537

## County of Marin

### Detail of Additional Financing Sources by Fund and Account Governmental Funds Fiscal Year 2020-21

Fund Name	Financing Source Category	Financing Source Account	2018-19 Actual	2019-20 Estimated	2020-21 Recommended	2020-21 Adopted by the Board of Supervisors
1	2	3	4	5	6	7
	461460	CALIFORNIA CHILDREN SVS	360	280	0	0
	461625	INST CARE SVS-GEN ASSIST REIM	0	0	0	0
	461635	INST CARE AND SVS-REIM PVT	179,428	0	33,755	33,755
	461710	EDUCATIONAL SERVICES	20,941	25,609	12,138	12,138
	462690	OTHER - CONTRACT REV	0	10,134	0	0
<i>Total Charges for Current Services</i>			1,493,647	1,249,342	963,956	963,956
<i>Miscellaneous Revenues</i>						
	470215	OTH SALES-COPY MEDICAL RECORD	2,501	2,127	2,000	2,000
	470310	MISC REVENUES	491,375	42,943	0	0
	470330	MIS REV-CONTRI AND DONATIONS	316,475	207,464	13,500	13,500
<i>Total Miscellaneous Revenues</i>			810,351	252,534	15,500	15,500
<i>Other Financing Sources</i>						
	480210	TRANSFERS-IN	4,430,562	4,526,633	3,271,319	3,271,319
	480310	TRANSFERS-IN-REALIGNMENT VLF	10,839,847	10,175,643	7,555,548	7,555,548
	480315	TRANSFERS-IN-REAL SALES TAX	24,036,981	23,266,068	22,064,390	22,064,390
	480410	TRANSFERS-IN-DOMESTIC VIOLENCE	55,649	41,451	66,000	66,000
	480415	TRANSFERS-IN-CHILD ABUSE FEES	23,340	23,400	23,400	23,400
	480420	TRANSFERS-IN-CHILD ABUSE PREV	39,630	67,521	214,076	214,076
	480425	TRANSFERS-IN-FOSTER CARE ASIST	1,617,991	1,177,830	772,828	772,828

## County of Marin

### Detail of Additional Financing Sources by Fund and Account Governmental Funds Fiscal Year 2020-21

Fund Name 1	Financing Source Category 2	Financing Source Account 3	2018-19 Actual 4	2019-20 Estimated 5	2020-21 Recommended 6	2020-21 Adopted by the Board of Supervisors 7
		480430 TRANSFERS-IN-STATE ADOPTN AST	1,006,712	420,049	765,200	765,200
		480435 TRANSFERS-IN-STATE ADOPTN ADMN	201,777	104,062	425,010	425,010
		480440 TRANSFERS-IN-FOSTER CARE ADMIN	114,760	176,082	107,678	107,678
		480445 TRANSFERS-IN-STATE CWS	3,442,609	4,281,553	4,179,561	4,179,561
		480450 TRANSFERS-IN-STATE APS	618,190	1,317,630	618,190	618,190
		480455 TRANSFERS-IN-CAL WORKS ASSIST	2,197,677	2,112,661	1,773,410	1,773,410
		480460 TRANSFERS-IN-MEDICAL ADMIN ACT	1,617,271	777,788	576,789	576,789
		480465 TRANSFERS-IN-MANAGED CARE	1,844,236	464,188	1,117,231	1,117,231
		480470 TRANSFERS-IN-PROP 63 MH	1,091,466	0	0	0
		480475 TRANSFERS-IN-EPSDT	2,507,692	2,533,413	2,636,482	2,636,482
		480480 TRANSFERS-IN-STATE DRUG MEDCAL	743,851	1,378,415	949,450	949,450
		480485 TRANSFERS-IN-WOMEN & CHILD RES	248,258	545,826	728,485	728,485
		480490 TRANSFERS-IN-FEDERAL SAPT	1,598,720	1,467,591	2,010,347	2,010,347
		480495 TRANSFERS-IN-STATE INTRGOV REV	953,598	981,916	978,037	978,037
		480510 TRANSFERS IN - MOE	0	0	0	0
		480520 TRANSFERS IN-COUNTY WIDE INIT	611,662	0	0	0
		480540 TRANSFERS IN - DISCRETIONARY	40,792,966	45,747,809	61,233,701	61,233,701
<i>Total Other Financing Sources</i>			100,635,445	101,587,529	112,067,132	112,067,132
<b>Total 2800 Health and Human Services Operating</b>			<b>178,230,027</b>	<b>182,328,170</b>	<b>186,456,824</b>	<b>186,456,824</b>

## County of Marin

### Detail of Additional Financing Sources by Fund and Account Governmental Funds Fiscal Year 2020-21

Fund Name	Financing Source Category	Financing Source Account	2018-19 Actual	2019-20 Estimated	2020-21 Recommended	2020-21 Adopted by the Board of Supervisors
1	2	3	4	5	6	7
<b>2810 Fish and Wildlife Commission</b>						
<i>Fines, Forfeitures, and Penalties</i>						
		431210 OTHER COURT FINES	32,434	29,130	46,930	46,930
<i>Total Fines, Forfeitures, and Penalties</i>			32,434	29,130	46,930	46,930
<i>Use of Money and Property</i>						
		441115 INVESTMT INCOME-INT POOLED	702	866	0	0
		441135 INVESTMT INCOME-UNREALIZD GAIN	367	(367)	0	0
<i>Total Use of Money and Property</i>			1,069	499	0	0
<i>Miscellaneous Revenues</i>						
		470310 MISC REVENUES	2,500	0	0	0
		470320 MIS REV-CANCEL WRNTS AND CHECK	0	0	0	0
<i>Total Miscellaneous Revenues</i>			2,500	0	0	0
<b>Total 2810 Fish and Wildlife Commission</b>			<b>36,003</b>	<b>29,629</b>	<b>46,930</b>	<b>46,930</b>
<b>2820 Roadway Impact Fees</b>						
<i>Licenses, Permits and Franchises</i>						
		421410 ROAD PRIVILEGES AND PERMITS	0	0	0	0
		421610 FRANCHISES	164,082	164,082	0	0
<i>Total Licenses, Permits and Franchises</i>			164,082	164,082	0	0
<i>Use of Money and Property</i>						

## County of Marin

### Detail of Additional Financing Sources by Fund and Account Governmental Funds Fiscal Year 2020-21

Fund Name	Financing Source Category	Financing Source Account	2018-19 Actual	2019-20 Estimated	2020-21 Recommended	2020-21 Adopted by the Board of Supervisors
1	2	3	4	5	6	7
		441115 INVESTMT INCOME-INT POOLED	19,199	26,207	0	0
		441135 INVESTMT INCOME-UNREALIZD GAIN	8,530	(8,530)	0	0
<i>Total Use of Money and Property</i>			27,729	17,677	0	0
<b>Total 2820 Roadway Impact Fees</b>			<b>191,811</b>	<b>181,759</b>	<b>0</b>	<b>0</b>
<b>2830 Supplemental Law Enf - COPS</b>						
<i>Use of Money and Property</i>						
		441115 INVESTMT INCOME-INT POOLED	11,206	17,473	0	0
		441135 INVESTMT INCOME-UNREALIZD GAIN	4,707	(4,707)	0	0
<i>Total Use of Money and Property</i>			15,913	12,766	0	0
<i>Intergovernmental Revenues</i>						
		451930 STATE-COPS	228,525	236,065	0	0
<i>Total Intergovernmental Revenues</i>			228,525	236,065	0	0
<b>Total 2830 Supplemental Law Enf - COPS</b>			<b>244,438</b>	<b>248,831</b>	<b>0</b>	<b>0</b>
<b>2840 Asset Forfeiture</b>						
<i>Fines, Forfeitures, and Penalties</i>						
		431210 OTHER COURT FINES	0	0	0	0
<i>Total Fines, Forfeitures, and Penalties</i>			0	0	0	0
<i>Use of Money and Property</i>						

## County of Marin

### Detail of Additional Financing Sources by Fund and Account Governmental Funds Fiscal Year 2020-21

Fund Name	Financing Source Category	Financing Source Account	2018-19 Actual	2019-20 Estimated	2020-21 Recommended	2020-21 Adopted by the Board of Supervisors
1	2	3	4	5	6	7
		441115 INVESTMT INCOME-INT POOLED	585	697	0	0
		441135 INVESTMT INCOME-UNREALIZED GAIN	232	(232)	0	0
<i>Total Use of Money and Property</i>			817	465	0	0
<b>Total 2840 Asset Forfeiture</b>			<b>817</b>	<b>465</b>	<b>0</b>	<b>0</b>
<b>2850 Asset Forfeiture</b>						
<i>Use of Money and Property</i>						
		441115 INVESTMT INCOME-INT POOLED	276	329	0	0
		441135 INVESTMT INCOME-UNREALIZED GAIN	109	(109)	0	0
<i>Total Use of Money and Property</i>			385	220	0	0
<b>Total 2850 Asset Forfeiture</b>			<b>385</b>	<b>220</b>	<b>0</b>	<b>0</b>
<b>2860 Asset Forfeiture</b>						
<i>Fines, Forfeitures, and Penalties</i>						
		431210 OTHER COURT FINES	78,656	27,066	0	0
<i>Total Fines, Forfeitures, and Penalties</i>			78,656	27,066	0	0
<i>Use of Money and Property</i>						
		441115 INVESTMT INCOME-INT POOLED	1,404	2,217	0	0
		441135 INVESTMT INCOME-UNREALIZED GAIN	612	(612)	0	0
<i>Total Use of Money and Property</i>			2,016	1,605	0	0

## County of Marin

### Detail of Additional Financing Sources by Fund and Account Governmental Funds Fiscal Year 2020-21

Fund Name	Financing Source Category	Financing Source Account	2018-19 Actual	2019-20 Estimated	2020-21 Recommended	2020-21 Adopted by the Board of Supervisors
1	2	3	4	5	6	7
<b>Total 2860 Asset Forfeiture</b>			<b>80,672</b>	<b>28,671</b>	<b>0</b>	<b>0</b>
<b>2870 Asset Forfeiture</b>						
<i>Fines, Forfeitures, and Penalties</i>						
		431210 OTHER COURT FINES	0	0	0	0
<i>Total Fines, Forfeitures, and Penalties</i>			0	0	0	0
<i>Use of Money and Property</i>						
		441115 INVESTMT INCOME-INT POOLED	71	85	0	0
		441135 INVESTMT INCOME-UNREALIZD GAIN	28	(28)	0	0
<i>Total Use of Money and Property</i>			99	57	0	0
<b>Total 2870 Asset Forfeiture</b>			<b>99</b>	<b>57</b>	<b>0</b>	<b>0</b>
<b>2880 Asset Forfeiture</b>						
<i>Fines, Forfeitures, and Penalties</i>						
		431210 OTHER COURT FINES	260,536	305,984	47,075	47,075
<i>Total Fines, Forfeitures, and Penalties</i>			260,536	305,984	47,075	47,075
<i>Use of Money and Property</i>						
		441115 INVESTMT INCOME-INT POOLED	3,727	5,008	0	0
		441135 INVESTMT INCOME-UNREALIZD GAIN	825	(825)	0	0
<i>Total Use of Money and Property</i>			4,552	4,183	0	0



## County of Marin

### Detail of Additional Financing Sources by Fund and Account Governmental Funds Fiscal Year 2020-21

Fund Name	Financing Source Category	Financing Source Account	2018-19 Actual	2019-20 Estimated	2020-21 Recommended	2020-21 Adopted by the Board of Supervisors
1	2	3	4	5	6	7
<b>Total 2880 Asset Forfeiture</b>			<b>265,088</b>	<b>310,167</b>	<b>47,075</b>	<b>47,075</b>
<b>2890 Zimmer Family Trust</b>						
<i>Use of Money and Property</i>						
		441115 INVESTMT INCOME-INT POOLED	13,485	16,066	0	0
		441135 INVESTMT INCOME-UNREALIZD GAIN	5,335	(5,335)	0	0
<i>Total Use of Money and Property</i>			18,820	10,731	0	0
<i>Miscellaneous Revenues</i>						
		470330 MIS REV-CONTRI AND DONATIONS	0	0	0	0
<i>Total Miscellaneous Revenues</i>			0	0	0	0
<b>Total 2890 Zimmer Family Trust</b>			<b>18,820</b>	<b>10,731</b>	<b>0</b>	<b>0</b>
<b>2900 Health and Human Services Whole Person</b>						
<i>Use of Money and Property</i>						
		441115 INVESTMT INCOME-INT POOLED	13,113	53,718	0	0
		441135 INVESTMT INCOME-UNREALIZD GAIN	11,676	(11,676)	0	0
<i>Total Use of Money and Property</i>			24,789	42,042	0	0
<i>Intergovernmental Revenues</i>						
		452610 FEDERAL-OTHER	3,753,202	6,037,475	2,500,000	2,500,000
		453110 OTH-GOVERNMENTAL AGENCIES	10,000	0	0	0

## County of Marin

### Detail of Additional Financing Sources by Fund and Account Governmental Funds Fiscal Year 2020-21

Fund Name	Financing Source Category	Financing Source Account	2018-19 Actual	2019-20 Estimated	2020-21 Recommended	2020-21 Adopted by the Board of Supervisors
1	2	3	4	5	6	7
<i>Total Intergovernmental Revenues</i>			3,763,202	6,037,475	2,500,000	2,500,000
<i>Other Financing Sources</i>						
	480530	TRANSFERS IN - MATCH	1,021,611	0	0	0
	480540	TRANSFERS IN - DISCRETIONARY	510,000	1,149,393	2,500,000	2,500,000
<i>Total Other Financing Sources</i>			1,531,611	1,149,393	2,500,000	2,500,000
<b>Total 2900 Health and Human Services Whole Person</b>			<b>5,319,602</b>	<b>7,228,910</b>	<b>5,000,000</b>	<b>5,000,000</b>
<b>2920 Welfare Trust</b>						
<i>Use of Money and Property</i>						
	441115	INVESTMT INCOME-INT POOLED	6,118	160,547	0	0
	441135	INVESTMT INCOME-UNREALIZD GAIN	3,048	(3,048)	0	0
<i>Total Use of Money and Property</i>			9,166	157,499	0	0
<i>Intergovernmental Revenues</i>						
	451310	STATE-PUBLIC ASSIST PRG	0	104,470	0	0
	452212	FEDERAL-CAL WORKS ASST	0	1,662	0	0
	452213	FEDERAL-ADOPTIONS	0	75,000	0	0
	452216	FEDERAL-EMRG AST-FOSTER CARE	0	10,200	0	0
	452610	FEDERAL-OTHER	0	0	0	0
	453110	OTH-GOVERNMENTAL AGENCIES	90,419	(6,206)	0	0

## County of Marin

### Detail of Additional Financing Sources by Fund and Account Governmental Funds Fiscal Year 2020-21

Fund Name	Financing Source Category	Financing Source Account	2018-19 Actual	2019-20 Estimated	2020-21 Recommended	2020-21 Adopted by the Board of Supervisors
1	2	3	4	5	6	7
<i>Total Intergovernmental Revenues</i>			90,419	185,126	0	0
<b>Total 2920 Welfare Trust</b>			<b>99,585</b>	<b>342,625</b>	<b>0</b>	<b>0</b>
<b>2930 Marin Transportation Project</b>						
<i>Use of Money and Property</i>						
		441115 INVESTMT INCOME-INT POOLED	40	48	0	0
		441135 INVESTMT INCOME-UNREALIZED GAIN	16	(16)	0	0
<i>Total Use of Money and Property</i>			56	32	0	0
<b>Total 2930 Marin Transportation Project</b>			<b>56</b>	<b>32</b>	<b>0</b>	<b>0</b>
<b>2940 Traffic Impact Lucas</b>						
<i>Use of Money and Property</i>						
		441115 INVESTMT INCOME-INT POOLED	4,230	5,040	0	0
		441135 INVESTMT INCOME-UNREALIZED GAIN	1,674	(1,674)	0	0
<i>Total Use of Money and Property</i>			5,904	3,366	0	0
<b>Total 2940 Traffic Impact Lucas</b>			<b>5,904</b>	<b>3,366</b>	<b>0</b>	<b>0</b>
<b>2950 Traffic Mitigation Misc</b>						
<i>Use of Money and Property</i>						
		441115 INVESTMT INCOME-INT POOLED	57	67	0	0
		441135 INVESTMT INCOME-UNREALIZED GAIN	22	(22)	0	0

## County of Marin

### Detail of Additional Financing Sources by Fund and Account Governmental Funds Fiscal Year 2020-21

Fund Name	Financing Source Category	Financing Source Account	2018-19 Actual	2019-20 Estimated	2020-21 Recommended	2020-21 Adopted by the Board of Supervisors
1	2	3	4	5	6	7
<i>Total Use of Money and Property</i>			79	45	0	0
<b>Total 2950 Traffic Mitigation Misc</b>			<b>79</b>	<b>45</b>	<b>0</b>	<b>0</b>
<b>2960 Northgate Activity CTR Plan</b>						
<i>Use of Money and Property</i>						
		441115 INVESTMT INCOME-INT POOLED	6,513	8,068	0	0
		441135 INVESTMT INCOME-UNREALIZD GAIN	2,608	(2,608)	0	0
<i>Total Use of Money and Property</i>			9,121	5,460	0	0
<i>Charges for Current Services</i>						
		462610 CHRGS FOR CUR SVCS-OTHER	4,793	33,315	0	0
<i>Total Charges for Current Services</i>			4,793	33,315	0	0
<b>Total 2960 Northgate Activity CTR Plan</b>			<b>13,914</b>	<b>38,775</b>	<b>0</b>	<b>0</b>
<b>2970 HUD CDBG Program</b>						
<i>Intergovernmental Revenues</i>						
		452515 FEDERAL-OTHER - HUD	0	1,418,216	1,594,000	1,594,000
<i>Total Intergovernmental Revenues</i>			0	1,418,216	1,594,000	1,594,000
<b>Total 2970 HUD CDBG Program</b>			<b>0</b>	<b>1,418,216</b>	<b>1,594,000</b>	<b>1,594,000</b>

# County of Marin

## Detail of Additional Financing Sources by Fund and Account Governmental Funds Fiscal Year 2020-21

Fund Name	Financing Source Category	Financing Source Account	2018-19 Actual	2019-20 Estimated	2020-21 Recommended	2020-21 Adopted by the Board of Supervisors
1	2	3	4	5	6	7

**2980 Health and Human Services Grants**

*Use of Money and Property*

441115 INVESTMT INCOME-INT POOLED	0	117,279	0	0
441135 INVESTMT INCOME-UNREALIZD GAIN	38,084	(38,084)	0	0

<i>Total Use of Money and Property</i>	38,084	79,195	0	0
--	--------	--------	---	---

*Intergovernmental Revenues*

451610 STATE - MENTAL HEALTH	618,000	(100,000)	0	0
453110 OTH-GOVERNMENTAL AGENCIES	4,834,220	145,453	0	0

<i>Total Intergovernmental Revenues</i>	5,452,220	45,453	0	0
---	-----------	--------	---	---

*Charges for Current Services*

461455 MENTAL HEALTH SVS-INS	75,000	0	0	0
------------------------------	--------	---	---	---

<i>Total Charges for Current Services</i>	75,000	0	0	0
---	--------	---	---	---

<b>Total 2980 Health and Human Services Grants</b>	<b>5,565,304</b>	<b>124,648</b>	<b>0</b>	<b>0</b>
--	------------------	----------------	----------	----------

**2990 CARES ACT EMERGENCY RELIEF**

*Use of Money and Property*

441115 INVESTMT INCOME-INT POOLED	0	(91)	0	0
-----------------------------------	---	------	---	---

<i>Total Use of Money and Property</i>	0	(91)	0	0
--	---	------	---	---

<b>Total 2990 CARES ACT EMERGENCY RELIEF</b>	<b>0</b>	<b>(91)</b>	<b>0</b>	<b>0</b>
--	----------	-------------	----------	----------

## County of Marin

### Detail of Additional Financing Sources by Fund and Account Governmental Funds Fiscal Year 2020-21

Fund Name	Financing Source Category	Financing Source Account	2018-19 Actual	2019-20 Estimated	2020-21 Recommended	2020-21 Adopted by the Board of Supervisors
1	2	3	4	5	6	7
<b>3370 Woodacre Creek</b>						
<i>Use of Money and Property</i>						
		441115 INVESTMT INCOME-INT POOLED	10	12	0	0
		441135 INVESTMT INCOME-UNREALIZD GAIN	4	(4)	0	0
<i>Total Use of Money and Property</i>			14	8	0	0
<b>Total 3370 Woodacre Creek</b>			<b>14</b>	<b>8</b>	<b>0</b>	<b>0</b>
<b>3390 WsteMgmtJPA-WstMarin</b>						
<i>Use of Money and Property</i>						
		441115 INVESTMT INCOME-INT POOLED	1,507	1,720	0	0
		441135 INVESTMT INCOME-UNREALIZD GAIN	571	(571)	0	0
<i>Total Use of Money and Property</i>			2,078	1,149	0	0
<b>Total 3390 WsteMgmtJPA-WstMarin</b>			<b>2,078</b>	<b>1,149</b>	<b>0</b>	<b>0</b>
<b>3420 PLANNING FIN MAP PLAN CK FEE</b>						
<i>Use of Money and Property</i>						
		441115 INVESTMT INCOME-INT POOLED	5,733	6,830	0	0
		441135 INVESTMT INCOME-UNREALIZD GAIN	1,784	(1,784)	0	0
<i>Total Use of Money and Property</i>			7,517	5,046	0	0
<b>Total 3420 PLANNING FIN MAP PLAN CK FEE</b>			<b>7,517</b>	<b>5,046</b>	<b>0</b>	<b>0</b>

## County of Marin

### Detail of Additional Financing Sources by Fund and Account Governmental Funds Fiscal Year 2020-21

Fund Name	Financing Source Category	Financing Source Account	2018-19 Actual	2019-20 Estimated	2020-21 Recommended	2020-21 Adopted by the Board of Supervisors
1	2	3	4	5	6	7
<b>3430 RESTRICTED AFFORDABLE HOUSING</b>						
<i>Use of Money and Property</i>						
		441110 INVESTMT INCOME-INT	1,827	0	0	0
		441115 INVESTMT INCOME-INT POOLED	37,360	63,367	0	0
		441135 INVESTMT INCOME-UNREALIZD GAIN	14,781	(14,781)	0	0
<i>Total Use of Money and Property</i>			53,968	48,586	0	0
<b>Total 3430 RESTRICTED AFFORDABLE HOUSING</b>			<b>53,968</b>	<b>48,586</b>	<b>0</b>	<b>0</b>
<b>3440 TOT Measure W Fire Emergency Services</b>						
<i>Taxes</i>						
		411835 OTH TAX-TRANSIENT OCC TAX	183,604	575,762	350,000	350,000
<i>Total Taxes</i>			183,604	575,762	350,000	350,000
<i>Use of Money and Property</i>						
		441115 INVESTMT INCOME-INT POOLED	555	8,899	0	0
		441135 INVESTMT INCOME-UNREALIZD GAIN	1,313	(1,313)	0	0
<i>Total Use of Money and Property</i>			1,868	7,586	0	0
<i>Charges for Current Services</i>						
		462610 CHRGS FOR CUR SVCS-OTHER	9,503	21,237	0	0
<i>Total Charges for Current Services</i>			9,503	21,237	0	0

## County of Marin

### Detail of Additional Financing Sources by Fund and Account Governmental Funds Fiscal Year 2020-21

Fund Name	Financing Source Category	Financing Source Account	2018-19 Actual	2019-20 Estimated	2020-21 Recommended	2020-21 Adopted by the Board of Supervisors
1	2	3	4	5	6	7
<b>Total 3440 TOT Measure W Fire Emergency Services</b>			<b>194,975</b>	<b>604,585</b>	<b>350,000</b>	<b>350,000</b>
<b>3450 TOT Measure W Community Housing</b>						
<i>Taxes</i>						
		411835 OTH TAX-TRANSIENT OCC TAX	183,604	567,149	350,000	350,000
<i>Total Taxes</i>			183,604	567,149	350,000	350,000
<i>Use of Money and Property</i>						
		441115 INVESTMT INCOME-INT POOLED	555	10,828	0	0
		441135 INVESTMT INCOME-UNREALIZD GAIN	1,313	(1,313)	0	0
<i>Total Use of Money and Property</i>			1,868	9,515	0	0
<i>Charges for Current Services</i>						
		462610 CHRGS FOR CUR SVCS-OTHER	9,503	29,850	0	0
<i>Total Charges for Current Services</i>			9,503	29,850	0	0
<b>Total 3450 TOT Measure W Community Housing</b>			<b>194,975</b>	<b>606,514</b>	<b>350,000</b>	<b>350,000</b>
<b>6210 Trails Legacy</b>						
<i>Use of Money and Property</i>						
		441115 INVESTMT INCOME-INT POOLED	0	0	0	0
<i>Total Use of Money and Property</i>			0	0	0	0
<b>Total 6210 Trails Legacy</b>			<b>0</b>	<b>0</b>	<b>0</b>	<b>0</b>



## County of Marin

### Detail of Additional Financing Sources by Fund and Account Governmental Funds Fiscal Year 2020-21

Fund Name	Financing Source Category	Financing Source Account	2018-19 Actual	2019-20 Estimated	2020-21 Recommended	2020-21 Adopted by the Board of Supervisors
1	2	3	4	5	6	7
<b>6220 Fishnet 4C</b>						
<i>Use of Money and Property</i>						
		441115 INVESTMT INCOME-INT POOLED	0	0	0	0
		441135 INVESTMT INCOME-UNREALIZD GAIN	14	(14)	0	0
<i>Total Use of Money and Property</i>			14	(14)	0	0
<i>Miscellaneous Revenues</i>						
		470310 MISC REVENUES	0	0	0	0
<i>Total Miscellaneous Revenues</i>			0	0	0	0
<b>Total 6220 Fishnet 4C</b>			<b>14</b>	<b>(14)</b>	<b>0</b>	<b>0</b>
<b>6240 Other Grants</b>						
<i>Use of Money and Property</i>						
		441135 INVESTMT INCOME-UNREALIZD GAIN	864	(864)	0	0
<i>Total Use of Money and Property</i>			864	(864)	0	0
<b>Total 6240 Other Grants</b>			<b>864</b>	<b>(864)</b>	<b>0</b>	<b>0</b>
<b>6250 CSA #23 Terra Linda Area</b>						
<i>Use of Money and Property</i>						
		441115 INVESTMT INCOME-INT POOLED	0	(18)	0	0
<i>Total Use of Money and Property</i>			0	(18)	0	0

# County of Marin

## Detail of Additional Financing Sources by Fund and Account Governmental Funds Fiscal Year 2020-21

Fund Name	Financing Source Category	Financing Source Account	2018-19 Actual	2019-20 Estimated	2020-21 Recommended	2020-21 Adopted by the Board of Supervisors
1	2	3	4	5	6	7
<b>Total 6250 CSA #23 Terra Linda Area</b>			<b>0</b>	<b>(18)</b>	<b>0</b>	<b>0</b>
<b>6260 CSA #25 San Marin Area</b>						
<i>Use of Money and Property</i>						
		441115 INVESTMT INCOME-INT POOLED	(5)	0	0	0
<i>Total Use of Money and Property</i>			(5)	0	0	0
<b>Total 6260 CSA #25 San Marin Area</b>			<b>(5)</b>	<b>0</b>	<b>0</b>	<b>0</b>
<b>6270 Affordable Housing Fund</b>						
<i>Use of Money and Property</i>						
		441115 INVESTMT INCOME-INT POOLED	0	0	0	0
<i>Total Use of Money and Property</i>			0	0	0	0
<b>Total 6270 Affordable Housing Fund</b>			<b>0</b>	<b>0</b>	<b>0</b>	<b>0</b>
<b>6280 Marin Transport Proj</b>						
<i>Use of Money and Property</i>						
		441115 INVESTMT INCOME-INT POOLED	0	0	0	0
<i>Total Use of Money and Property</i>			0	0	0	0
<b>Total 6280 Marin Transport Proj</b>			<b>0</b>	<b>0</b>	<b>0</b>	<b>0</b>
<b>6290 Transport Imprv Fee</b>						
<i>Use of Money and Property</i>						
		441115 INVESTMT INCOME-INT POOLED	0	0	0	0

## County of Marin

### Detail of Additional Financing Sources by Fund and Account Governmental Funds Fiscal Year 2020-21

Fund Name	Financing Source Category	Financing Source Account	2018-19 Actual	2019-20 Estimated	2020-21 Recommended	2020-21 Adopted by the Board of Supervisors
1	2	3	4	5	6	7
<i>Total Use of Money and Property</i>			0	0	0	0
<b>Total 6290 Transport Imprv Fee</b>			<b>0</b>	<b>0</b>	<b>0</b>	<b>0</b>
<b>6300 DevelFee-TrfcMitigat</b>						
<i>Use of Money and Property</i>						
		441115 INVESTMT INCOME-INT POOLED	0	0	0	0
<i>Total Use of Money and Property</i>			0	0	0	0
<b>Total 6300 DevelFee-TrfcMitigat</b>			<b>0</b>	<b>0</b>	<b>0</b>	<b>0</b>
<b>6310 Traffic N. GateActiv</b>						
<i>Use of Money and Property</i>						
		441115 INVESTMT INCOME-INT POOLED	0	0	0	0
<i>Total Use of Money and Property</i>			0	0	0	0
<i>Charges for Current Services</i>						
		462610 CHRGS FOR CUR SVCS-OTHER	0	0	0	0
<i>Total Charges for Current Services</i>			0	0	0	0
<i>Miscellaneous Revenues</i>						
		470310 MISC REVENUES	0	0	0	0
<i>Total Miscellaneous Revenues</i>			0	0	0	0
<b>Total 6310 Traffic N. GateActiv</b>			<b>0</b>	<b>0</b>	<b>0</b>	<b>0</b>

## County of Marin

### Detail of Additional Financing Sources by Fund and Account Governmental Funds Fiscal Year 2020-21

Fund Name	Financing Source Category	Financing Source Account	2018-19 Actual	2019-20 Estimated	2020-21 Recommended	2020-21 Adopted by the Board of Supervisors
1	2	3	4	5	6	7
<b>6320 BASWMAA-RegAdCampagn</b>						
<i>Use of Money and Property</i>						
		441115 INVESTMT INCOME-INT POOLED	0	0	0	0
<i>Total Use of Money and Property</i>			0	0	0	0
<b>Total 6320 BASWMAA-RegAdCampagn</b>			<b>0</b>	<b>0</b>	<b>0</b>	<b>0</b>
<b>6340 Alcohol and Drug Program</b>						
<i>Use of Money and Property</i>						
		441115 INVESTMT INCOME-INT POOLED	(1)	(1)	0	0
<i>Total Use of Money and Property</i>			(1)	(1)	0	0
<i>Intergovernmental Revenues</i>						
		451810 STATE - HEALTH	0	0	0	0
		451815 STATE - PERINATAL	0	0	0	0
<i>Total Intergovernmental Revenues</i>			0	0	0	0
<i>Other Financing Sources</i>						
		480210 TRANSFERS-IN	0	0	0	0
<i>Total Other Financing Sources</i>			0	0	0	0
<b>Total 6340 Alcohol and Drug Program</b>			<b>(1)</b>	<b>(1)</b>	<b>0</b>	<b>0</b>

## County of Marin

### Detail of Additional Financing Sources by Fund and Account Governmental Funds Fiscal Year 2020-21

Fund Name	Financing Source Category	Financing Source Account	2018-19 Actual	2019-20 Estimated	2020-21 Recommended	2020-21 Adopted by the Board of Supervisors
1	2	3	4	5	6	7
<b>6360 Pt Reyes Vist Fac Tr</b>						
<i>Use of Money and Property</i>						
		441115 INVESTMT INCOME-INT POOLED	103	123	0	0
		441135 INVESTMT INCOME-UNREALIZD GAIN	41	(41)	0	0
		<i>Total Use of Money and Property</i>	144	82	0	0
<b>Total 6360 Pt Reyes Vist Fac Tr</b>			<b>144</b>	<b>82</b>	<b>0</b>	<b>0</b>
<b>6370 Marin WildlifeGrants</b>						
<i>Use of Money and Property</i>						
		441115 INVESTMT INCOME-INT POOLED	0	0	0	0
		441135 INVESTMT INCOME-UNREALIZD GAIN	484	(484)	0	0
		<i>Total Use of Money and Property</i>	484	(484)	0	0
<b>Total 6370 Marin WildlifeGrants</b>			<b>484</b>	<b>(484)</b>	<b>0</b>	<b>0</b>
<b>6380 Plan'g- In-lieuParks</b>						
<i>Use of Money and Property</i>						
		441115 INVESTMT INCOME-INT POOLED	1,507	1,796	0	0
		441135 INVESTMT INCOME-UNREALIZD GAIN	596	(596)	0	0
		<i>Total Use of Money and Property</i>	2,103	1,200	0	0
<b>Total 6380 Plan'g- In-lieuParks</b>			<b>2,103</b>	<b>1,200</b>	<b>0</b>	<b>0</b>

## County of Marin

### Detail of Additional Financing Sources by Fund and Account Governmental Funds Fiscal Year 2020-21

Fund Name	Financing Source Category	Financing Source Account	2018-19 Actual	2019-20 Estimated	2020-21 Recommended	2020-21 Adopted by the Board of Supervisors
1	2	3	4	5	6	7
<b>6390 FinalMap&amp;PlanChckFee</b>						
<i>Use of Money and Property</i>						
		441115 INVESTMT INCOME-INT POOLED	0	0	0	0
<i>Total Use of Money and Property</i>			0	0	0	0
<b>Total 6390 FinalMap&amp;PlanChckFee</b>			<b>0</b>	<b>0</b>	<b>0</b>	<b>0</b>
<b>6400 Transit Ticket Sales</b>						
<i>Use of Money and Property</i>						
		441115 INVESTMT INCOME-INT POOLED	132	158	0	0
		441135 INVESTMT INCOME-UNREALIZD GAIN	52	(52)	0	0
<i>Total Use of Money and Property</i>			184	106	0	0
<b>Total 6400 Transit Ticket Sales</b>			<b>184</b>	<b>106</b>	<b>0</b>	<b>0</b>
<b>6410 Welfare Program</b>						
<i>Use of Money and Property</i>						
		441115 INVESTMT INCOME-INT POOLED	0	0	0	0
<i>Total Use of Money and Property</i>			0	0	0	0
<b>Total 6410 Welfare Program</b>			<b>0</b>	<b>0</b>	<b>0</b>	<b>0</b>
<b>6440 SpclCircumstnPC987.9</b>						
<i>Use of Money and Property</i>						
		441115 INVESTMT INCOME-INT POOLED	2,120	2,526	0	0

# County of Marin

## Detail of Additional Financing Sources by Fund and Account Governmental Funds Fiscal Year 2020-21

Fund Name	Financing Source Category	Financing Source Account	2018-19 Actual	2019-20 Estimated	2020-21 Recommended	2020-21 Adopted by the Board of Supervisors
1	2	3	4	5	6	7
		441135 INVESTMT INCOME-UNREALIZD GAIN	839	(839)	0	0
		<i>Total Use of Money and Property</i>	2,959	1,687	0	0
		<b>Total 6440 SpclCircumstnPC987.9</b>	<b>2,959</b>	<b>1,687</b>	<b>0</b>	<b>0</b>
		<b>6450 AutomatWrntVC40508.5</b>				
		<i>Use of Money and Property</i>				
		441115 INVESTMT INCOME-INT POOLED	69	82	0	0
		441135 INVESTMT INCOME-UNREALIZD GAIN	27	(27)	0	0
		<i>Total Use of Money and Property</i>	96	55	0	0
		<b>Total 6450 AutomatWrntVC40508.5</b>	<b>96</b>	<b>55</b>	<b>0</b>	<b>0</b>
		<b>6460 Miller Pk Boat Launch</b>				
		<i>Use of Money and Property</i>				
		441115 INVESTMT INCOME-INT POOLED	1,017	1,212	0	0
		441135 INVESTMT INCOME-UNREALIZD GAIN	403	(403)	0	0
		<i>Total Use of Money and Property</i>	1,420	809	0	0
		<b>Total 6460 Miller Pk Boat Launch</b>	<b>1,420</b>	<b>809</b>	<b>0</b>	<b>0</b>
		<b>6470 Black Point Boat Launch</b>				
		<i>Use of Money and Property</i>				
		441115 INVESTMT INCOME-INT POOLED	605	721	0	0
		441135 INVESTMT INCOME-UNREALIZD GAIN	239	(239)	0	0

## County of Marin

### Detail of Additional Financing Sources by Fund and Account Governmental Funds Fiscal Year 2020-21

Fund Name	Financing Source Category	Financing Source Account	2018-19 Actual	2019-20 Estimated	2020-21 Recommended	2020-21 Adopted by the Board of Supervisors
1	2	3	4	5	6	7
<i>Total Use of Money and Property</i>			844	482	0	0
<b>Total 6470 Black Point Boat Launch</b>			<b>844</b>	<b>482</b>	<b>0</b>	<b>0</b>
<b>6480 McInnis Park Golf Deposit</b>						
<i>Use of Money and Property</i>						
		441115 INVESTMT INCOME-INT POOLED	1	1	0	0
<i>Total Use of Money and Property</i>			1	1	0	0
<b>Total 6480 McInnis Park Golf Deposit</b>			<b>1</b>	<b>1</b>	<b>0</b>	<b>0</b>
<b>6500 Stafford Lake Trust</b>						
<i>Use of Money and Property</i>						
		441115 INVESTMT INCOME-INT POOLED	0	0	0	0
<i>Total Use of Money and Property</i>			0	0	0	0
<b>Total 6500 Stafford Lake Trust</b>			<b>0</b>	<b>0</b>	<b>0</b>	<b>0</b>
<b>6520 Asset Forfeiture</b>						
<i>Use of Money and Property</i>						
		441115 INVESTMT INCOME-INT POOLED	4	5	0	0
		441135 INVESTMT INCOME-UNREALIZD GAIN	2	(2)	0	0
<i>Total Use of Money and Property</i>			6	3	0	0
<b>Total 6520 Asset Forfeiture</b>			<b>6</b>	<b>3</b>	<b>0</b>	<b>0</b>



# County of Marin

## Detail of Additional Financing Sources by Fund and Account Governmental Funds Fiscal Year 2020-21

Fund Name	Financing Source Category	Financing Source Account	2018-19 Actual	2019-20 Estimated	2020-21 Recommended	2020-21 Adopted by the Board of Supervisors
1	2	3	4	5	6	7
<b>Total Special Revenue Funds</b>			<b>351,074,450</b>	<b>351,036,592</b>	<b>334,041,696</b>	<b>334,041,696</b>

### Capital Project Funds

#### 1410 Courthouse Construction Fund (GC 76100)

##### *Fines, Forfeitures, and Penalties*

431210 OTHER COURT FINES	384,750	305,432	379,108	379,108
--------------------------	---------	---------	---------	---------

<i>Total Fines, Forfeitures, and Penalties</i>	384,750	305,432	379,108	379,108
--	---------	---------	---------	---------

##### *Use of Money and Property*

441115 INVESTMT INCOME-INT POOLED	15,250	18,197	0	0
-----------------------------------	--------	--------	---	---

441135 INVESTMT INCOME-UNREALIZD GAIN	5,136	(5,136)	0	0
---------------------------------------	-------	---------	---	---

<i>Total Use of Money and Property</i>	20,386	13,061	0	0
--	--------	--------	---	---

<b>Total 1410 Courthouse Construction Fund (GC 76100)</b>	<b>405,136</b>	<b>318,493</b>	<b>379,108</b>	<b>379,108</b>
---	----------------	----------------	----------------	----------------

#### 1420 Miscellaneous Capital Projects

##### *Use of Money and Property*

441115 INVESTMT INCOME-INT POOLED	66,977	151,951	0	0
-----------------------------------	--------	---------	---	---

441135 INVESTMT INCOME-UNREALIZD GAIN	43,075	(43,075)	0	0
---------------------------------------	--------	----------	---	---

<i>Total Use of Money and Property</i>	110,052	108,876	0	0
--	---------	---------	---	---

##### *Intergovernmental Revenues*

451970 STATE-OTHER	(100,200)	0	0	0
--------------------	-----------	---	---	---

## County of Marin

### Detail of Additional Financing Sources by Fund and Account Governmental Funds Fiscal Year 2020-21

Fund Name 1	Financing Source Category 2	Financing Source Account 3	2018-19 Actual 4	2019-20 Estimated 5	2020-21 Recommended 6	2020-21 Adopted by the Board of Supervisors 7
		452610 FEDERAL-OTHER	351,980	300,000	0	0
		453110 OTH-GOVERNMENTAL AGENCIES	2,498,099	1,126,315	10,140	10,140
<i>Total Intergovernmental Revenues</i>			2,749,879	1,426,315	10,140	10,140
<i>Charges for Current Services</i>						
		462690 OTHER - CONTRACT REV	0	0	0	0
		463110 INTERFUND REVENUE	231,464	0	551,822	551,822
		463415 INTER-FUND COST REC-DPW SAL	1,171,982	635,192	0	0
<i>Total Charges for Current Services</i>			1,403,446	635,192	551,822	551,822
<i>Miscellaneous Revenues</i>						
		470310 MISC REVENUES	75,377	168,478	0	0
		470330 MIS REV-CONTRI AND DONATIONS	0	0	0	0
<i>Total Miscellaneous Revenues</i>			75,377	168,478	0	0
<i>Other Financing Sources</i>						
		480210 TRANSFERS-IN	6,000,000	6,834,000	5,000,000	5,000,000
<i>Total Other Financing Sources</i>			6,000,000	6,834,000	5,000,000	5,000,000
<b>Total 1420 Miscellaneous Capital Projects</b>			<b>10,338,754</b>	<b>9,172,861</b>	<b>5,561,962</b>	<b>5,561,962</b>

# County of Marin

## Detail of Additional Financing Sources by Fund and Account Governmental Funds Fiscal Year 2020-21

Fund Name	Financing Source Category	Financing Source Account	2018-19 Actual	2019-20 Estimated	2020-21 Recommended	2020-21 Adopted by the Board of Supervisors
1	2	3	4	5	6	7

**1430 Other Capital Projects - Road and Bridge**

*Use of Money and Property*

441115 INVESTMT INCOME-INT POOLED	285,183	421,698	0	0
441135 INVESTMT INCOME-UNREALIZD GAIN	138,931	(138,931)	0	0
<i>Total Use of Money and Property</i>	424,114	282,767	0	0

*Intergovernmental Revenues*

451110 STATE-HWY USERS TAX STATE	4,164,493	4,017,451	2,928,600	2,928,600
451970 STATE-OTHER	72,731	0	0	0
452610 FEDERAL-OTHER	658,130	2,770,625	0	0
453110 OTH-GOVERNMENTAL AGENCIES	1,030,361	2,156,174	1,000,000	1,000,000
<i>Total Intergovernmental Revenues</i>	5,925,715	8,944,250	3,928,600	3,928,600

*Charges for Current Services*

462690 OTHER - CONTRACT REV	0	0	0	0
<i>Total Charges for Current Services</i>	0	0	0	0

*Miscellaneous Revenues*

470310 MISC REVENUES	27,485	6,636	0	0
470330 MIS REV-CONTRI AND DONATIONS	0	0	0	0
<i>Total Miscellaneous Revenues</i>	27,485	6,636	0	0

*Other Financing Sources*

## County of Marin

### Detail of Additional Financing Sources by Fund and Account Governmental Funds Fiscal Year 2020-21

Fund Name 1	Financing Source Category 2	Financing Source Account 3	2018-19 Actual 4	2019-20 Estimated 5	2020-21 Recommended 6	2020-21 Adopted by the Board of Supervisors 7
		480210 TRANSFERS-IN	4,721,563	2,317,700	0	0
		480520 TRANSFERS IN-COUNTY WIDE INIT	3,625,000	3,000,000	3,000,000	3,000,000
		480540 TRANSFERS IN - DISCRETIONARY	0	3,000,000	0	0
<i>Total Other Financing Sources</i>			8,346,563	8,317,700	3,000,000	3,000,000
<b>Total 1430 Other Capital Projects - Road and Bridge</b>			<b>14,723,877</b>	<b>17,551,353</b>	<b>6,928,600</b>	<b>6,928,600</b>
<b>1440 COP Projects</b>						
<i>Use of Money and Property</i>						
		441115 INVESTMT INCOME-INT POOLED	0	0	0	0
		441135 INVESTMT INCOME-UNREALIZD GAIN	121,690	(121,690)	0	0
<i>Total Use of Money and Property</i>			121,690	(121,690)	0	0
<i>Other Financing Sources</i>						
		480210 TRANSFERS-IN	433,852	0	0	0
<i>Total Other Financing Sources</i>			433,852	0	0	0
<b>Total 1440 COP Projects</b>			<b>555,542</b>	<b>(121,690)</b>	<b>0</b>	<b>0</b>
<b>Total Capital Project Funds</b>			<b>26,023,309</b>	<b>26,921,017</b>	<b>12,869,670</b>	<b>12,869,670</b>
<b>Debt Service Funds</b>						

## County of Marin

### Detail of Additional Financing Sources by Fund and Account Governmental Funds Fiscal Year 2020-21

Fund Name	Financing Source Category	Financing Source Account	2018-19 Actual	2019-20 Estimated	2020-21 Recommended	2020-21 Adopted by the Board of Supervisors
1	2	3	4	5	6	7

**1600 2003 Pension Obligation Bonds**

*Use of Money and Property*

441110 INVESTMT INCOME-INT	0	0	0	0
441115 INVESTMT INCOME-INT POOLED	13,267	(7,926)	7,500	7,500
441125 INVESTMT INCOME-INT AGENCY	0	0	0	0
441135 INVESTMT INCOME-UNREALIZD GAIN	31,027	(31,027)	0	0

<i>Total Use of Money and Property</i>	44,294	(38,953)	7,500	7,500
--	--------	----------	-------	-------

*Miscellaneous Revenues*

470420 MISC-EMPLOYER CONTRI	0	0	11,627,089	11,627,089
-----------------------------	---	---	------------	------------

<i>Total Miscellaneous Revenues</i>	0	0	11,627,089	11,627,089
-------------------------------------	---	---	------------	------------

*Other Financing Sources*

480210 TRANSFERS-IN	10,238,507	11,079,968	0	0
---------------------	------------	------------	---	---

<i>Total Other Financing Sources</i>	10,238,507	11,079,968	0	0
--------------------------------------	------------	------------	---	---

<b>Total 1600 2003 Pension Obligation Bonds</b>	<b>10,282,801</b>	<b>11,041,015</b>	<b>11,634,589</b>	<b>11,634,589</b>
---	-------------------	-------------------	-------------------	-------------------

**1610 Tobacco Securitization Bond**

*Use of Money and Property*

441110 INVESTMT INCOME-INT	112,164	40,254	125,000	125,000
441115 INVESTMT INCOME-INT POOLED	7	8	0	0
441135 INVESTMT INCOME-UNREALIZD GAIN	3	(3)	0	0

## County of Marin

### Detail of Additional Financing Sources by Fund and Account Governmental Funds Fiscal Year 2020-21

Fund Name	Financing Source Category	Financing Source Account	2018-19 Actual	2019-20 Estimated	2020-21 Recommended	2020-21 Adopted by the Board of Supervisors
1	2	3	4	5	6	7
<i>Total Use of Money and Property</i>			112,174	40,259	125,000	125,000
<i>Miscellaneous Revenues</i>						
		470250 MIS REV-TOBACCO SETTLEMENT	2,589,378	2,482,535	1,648,200	1,648,200
		470310 MISC REVENUES	360,226	0	0	0
<i>Total Miscellaneous Revenues</i>			2,949,604	2,482,535	1,648,200	1,648,200
<b>Total 1610 Tobacco Securitization Bond</b>			<b>3,061,778</b>	<b>2,522,794</b>	<b>1,773,200</b>	<b>1,773,200</b>
<b>1630 ConsolReasmtBds-Prpy</b>						
<i>Use of Money and Property</i>						
		441115 INVESTMT INCOME-INT POOLED	36	43	0	0
		441135 INVESTMT INCOME-UNREALIZD GAIN	14	(14)	0	0
<i>Total Use of Money and Property</i>			50	29	0	0
<b>Total 1630 ConsolReasmtBds-Prpy</b>			<b>50</b>	<b>29</b>	<b>0</b>	<b>0</b>
<b>1660 MCOS SlpyHlwBondsDSF</b>						
<i>Use of Money and Property</i>						
		441115 INVESTMT INCOME-INT POOLED	343	409	0	0
		441135 INVESTMT INCOME-UNREALIZD GAIN	136	(136)	0	0
<i>Total Use of Money and Property</i>			479	273	0	0
<b>Total 1660 MCOS SlpyHlwBondsDSF</b>			<b>479</b>	<b>273</b>	<b>0</b>	<b>0</b>

## County of Marin

### Detail of Additional Financing Sources by Fund and Account Governmental Funds Fiscal Year 2020-21

Fund Name	Financing Source Category	Financing Source Account	2018-19 Actual	2019-20 Estimated	2020-21 Recommended	2020-21 Adopted by the Board of Supervisors
1	2	3	4	5	6	7

**1680 2001 Certificates of Participation**

*Use of Money and Property*

441110 INVESTMT INCOME-INT	0	0	0	0
441115 INVESTMT INCOME-INT POOLED	1,362	(6,512)	0	0
441125 INVESTMT INCOME-INT AGENCY	0	0	0	0
441135 INVESTMT INCOME-UNREALIZD GAIN	(8)	8	0	0

<i>Total Use of Money and Property</i>	1,354	(6,504)	0	0
--	-------	---------	---	---

*Other Financing Sources*

480210 TRANSFERS-IN	895,286	901,651	899,742	899,742
---------------------	---------	---------	---------	---------

<i>Total Other Financing Sources</i>	895,286	901,651	899,742	899,742
--------------------------------------	---------	---------	---------	---------

<b>Total 1680 2001 Certificates of Participation</b>	<b>896,640</b>	<b>895,147</b>	<b>899,742</b>	<b>899,742</b>
--	----------------	----------------	----------------	----------------

**1690 2010 Certificates of Participation**

*Use of Money and Property*

441115 INVESTMT INCOME-INT POOLED	0	0	0	0
441125 INVESTMT INCOME-INT AGENCY	0	0	0	0

<i>Total Use of Money and Property</i>	0	0	0	0
--	---	---	---	---

*Other Financing Sources*

480210 TRANSFERS-IN	0	0	0	0
---------------------	---	---	---	---

<i>Total Other Financing Sources</i>	0	0	0	0
--------------------------------------	---	---	---	---

## County of Marin

### Detail of Additional Financing Sources by Fund and Account Governmental Funds Fiscal Year 2020-21

Fund Name	Financing Source Category	Financing Source Account	2018-19 Actual	2019-20 Estimated	2020-21 Recommended	2020-21 Adopted by the Board of Supervisors
1	2	3	4	5	6	7
<b>Total 1690 2010 Certificates of Participation</b>			<b>0</b>	<b>0</b>	<b>0</b>	<b>0</b>
<b>1700 1915 Marshal #1 - East Shore Wastewater Project</b>						
<i>Taxes</i>						
		411125 PROP TAX CUR SEC SPL BEN TAX	53,854	55,870	56,000	56,000
		460120 TAX COL FEES ADM (CTRA)	(180)	(180)	0	0
		<i>Total Taxes</i>	53,674	55,690	56,000	56,000
<i>Use of Money and Property</i>						
		441115 INVESTMT INCOME-INT POOLED	1,163	1,365	623	623
		441135 INVESTMT INCOME-UNREALIZD GAIN	629	(629)	0	0
		<i>Total Use of Money and Property</i>	1,792	736	623	623
<b>Total 1700 1915 Marshal #1 - East Shore Wastewater Project</b>			<b>55,466</b>	<b>56,426</b>	<b>56,623</b>	<b>56,623</b>
<b>1710 1915 Marshal #2 - East Shore Wastewater Project</b>						
<i>Taxes</i>						
		411125 PROP TAX CUR SEC SPL BEN TAX	34,110	36,234	37,000	37,000
		460120 TAX COL FEES ADM (CTRA)	(78)	(78)	0	0
		<i>Total Taxes</i>	34,032	36,156	37,000	37,000
<i>Use of Money and Property</i>						
		441115 INVESTMT INCOME-INT POOLED	716	790	500	500
		441135 INVESTMT INCOME-UNREALIZD GAIN	351	(351)	0	0



## County of Marin

### Detail of Additional Financing Sources by Fund and Account Governmental Funds Fiscal Year 2020-21

Fund Name	Financing Source Category	Financing Source Account	2018-19 Actual	2019-20 Estimated	2020-21 Recommended	2020-21 Adopted by the Board of Supervisors
1	2	3	4	5	6	7
<i>Total Use of Money and Property</i>			1,067	439	500	500
<b>Total 1710 1915 Marshal #2 - East Shore Wastewater Project</b>			<b>35,099</b>	<b>36,595</b>	<b>37,500</b>	<b>37,500</b>
<b>1720 2015 Certificates of Participation</b>						
<i>Use of Money and Property</i>						
		441115 INVESTMT INCOME-INT POOLED	(41,961)	(45,128)	0	0
		441125 INVESTMT INCOME-INT AGENCY	319	29	0	0
<i>Total Use of Money and Property</i>			(41,642)	(45,099)	0	0
<i>Other Financing Sources</i>						
		480210 TRANSFERS-IN	4,512,729	4,520,000	4,471,775	4,471,775
<i>Total Other Financing Sources</i>			4,512,729	4,520,000	4,471,775	4,471,775
<b>Total 1720 2015 Certificates of Participation</b>			<b>4,471,087</b>	<b>4,474,901</b>	<b>4,471,775</b>	<b>4,471,775</b>
<b>Total Debt Service Funds</b>			<b>18,803,400</b>	<b>19,027,180</b>	<b>18,873,429</b>	<b>18,873,429</b>
<b>Total All Funds</b>			<b>770,324,593</b>	<b>774,885,278</b>	<b>696,702,699</b>	<b>696,702,699</b>

## County of Marin

### Summary of Financing Uses by Function and Fund Governmental Funds Fiscal Year 2020-21

Description	2018-19 Actual	2019-20 Estimated	2020-21 Recommended	2020-21 Adopted by the Board of Supervisors
1	2	3	4	5

#### Summarization by Function

General Government	151,987,688	160,565,331	142,739,565	144,439,565
Public Protection	186,960,613	199,642,806	197,082,457	195,382,457
Public Ways and Facilities	24,782,701	26,687,618	24,492,552	24,492,552
Health and Sanitation	183,973,079	192,175,196	210,726,940	210,726,940
Public Assistance	112,165,557	123,026,814	123,244,955	123,244,955
Education	17,244,535	18,876,765	21,321,660	21,321,660
Recreation and Cultural Services	24,587,377	21,095,955	16,931,137	16,931,137
<b>Total Financing Uses by Function</b>	<b>701,701,550</b>	<b>742,070,485</b>	<b>736,539,266</b>	<b>736,539,266</b>
1000 General Fund	0	0	100,000	100,000
2560 Measure A - Parks & Open Space	0	0	3,590,447	3,590,447
2670 Realignment - Public Safety	0	0	0	0
<b>Total Appropriations for Contingencies</b>	<b>0</b>	<b>0</b>	<b>3,690,447</b>	<b>3,690,447</b>
<b>Subtotal Financing Uses</b>	<b>701,701,550</b>	<b>742,070,485</b>	<b>740,229,713</b>	<b>740,229,713</b>
<b>Total Financing Uses:</b>	<b>701,701,550</b>	<b>742,070,485</b>	<b>740,229,713</b>	<b>740,229,713</b>

## County of Marin

### Summary of Financing Uses by Function and Fund (Cont.) Governmental Funds Fiscal Year 2020-21

Description	2018-19 Actual	2019-20 Estimated	2020-21 Recommended	2020-21 Adopted by the Board of Supervisors
1	2	3	4	5

#### Summarization by Fund

1000 General Fund	323,892,706	339,388,568	364,164,549	364,164,549
1010 Miscellaneous Projects	6,300,935	16,594,507	0	0
1410 Courthouse Construction Fund (GC 76100)	352,599	352,599	379,108	379,108
1420 Miscellaneous Capital Projects	8,079,897	6,252,787	5,561,962	5,561,962
1430 Other Capital Projects - Road and Bridge	9,678,551	12,459,126	8,869,445	8,869,445
1440 COP Projects	10,979,221	12,657,934	0	0
1600 2003 Pension Obligation Bonds	10,480,852	11,039,005	11,634,589	11,634,589
1610 Tobacco Securitization Bond	3,151,514	2,572,819	1,773,200	1,773,200
1680 2001 Certificates of Participation	894,654	897,294	899,742	899,742
1690 2010 Certificates of Participation	0	0	0	0
1700 1915 Marshal #1 - East Shore Wastewater Project	52,909	53,015	56,623	56,623
1710 1915 Marshal #2 - East Shore Wastewater Project	36,327	36,289	37,500	37,500
1720 2015 Certificates of Participation	4,469,509	4,469,759	4,471,775	4,471,775
2020 Electronic Recording Delivery Systems	33,338	33,057	60,000	60,000
2030 Records Modernization (GC 27361)	435,604	327,910	508,040	508,040
2040 Micrographics Conversion (GF 27361.4)	45,205	47,696	90,000	90,000
2050 Vital Records Modernization (SB 1535)	13,700	12,210	15,000	15,000
2060 SSN Truncation Program	34,280	34,400	71,060	71,060
2070 Planning In-Lieu Housing	457,204	4,983,426	713,550	713,550
2080 Building Inspection	3,899,313	4,082,523	5,380,422	5,380,422
2090 Environmental Health Services	4,171,377	4,130,074	4,895,963	4,895,963

# County of Marin

## Summary of Financing Uses by Function and Fund (Cont.)

### Governmental Funds Fiscal Year 2020-21

Description 1	2018-19 Actual 2	2019-20 Estimated 3	2020-21 Recommended 4	2020-21 Adopted by the Board of Supervisors 5
------------------	------------------------	---------------------------	-----------------------------	--

#### Summarization by Fund

2100 HUD Fund	1,829,668	(30,923)	0	0
2110 East Shore Wastewater Maintenance Fund	60,766	59,687	67,000	67,000
2120 Child Support Services	3,713,321	3,515,662	3,905,634	3,905,634
2130 DOJ Equitable Sharing Program	0	0	0	0
2140 High Tech Theft Apprehension & Prosecution (Cnty)	1,351,438	1,404,834	3,078,791	3,078,791
2150 MCERA Employees	2,471,054	2,658,698	3,187,974	3,187,974
2160 Road	10,771,636	9,711,124	11,658,125	11,658,125
2170 Survey Monument Preservation	20,000	4,548	20,000	20,000
2180 Tidelands Use Fees	42,633	11,334	0	0
2200 Roadway Impact Fees	1,750,000	750,000	750,000	750,000
2220 Traffic - Strawberry Interchange Plan	0	0	0	0
2250 Zero Waste Public Outreach	20,000	20,000	20,000	20,000
2260 Non-Motorized Transportation Plan (NTPP)	0	0	0	0
2280 Hospital Preparedness Program (HPP)	407,334	473,348	514,448	514,448
2290 California Tobacco Control Program (CTCP)	642,439	601,138	613,589	613,589
2300 Domestic Violence (W&I 18305)	55,649	41,451	66,000	66,000
2310 Children's Trust (AB 2994)	23,340	23,400	23,400	23,400
2320 Social Services Realignment	15,585,873	14,281,159	15,131,092	15,131,092
2330 Health Services Realignment	8,941,480	8,369,561	7,060,354	7,060,354
2340 Health Program	1,666,615	1,130,052	915,053	915,053
2350 Emergency Medical Services (GC 76104)	671,451	713,504	765,255	765,255
2360 Mental Health Realignment	13,316,642	12,943,524	9,152,292	9,152,292

## County of Marin

### Summary of Financing Uses by Function and Fund (Cont.)

#### Governmental Funds Fiscal Year 2020-21

Description 1	2018-19 Actual 2	2019-20 Estimated 3	2020-21 Recommended 4	2020-21 Adopted by the Board of Supervisors 5
------------------	------------------------	---------------------------	-----------------------------	--

#### Summarization by Fund

2370 Mental Health Program	0	261,735	200,000	200,000
2380 Mental Health Services Act (Prop 63)	14,824,797	14,835,034	18,026,427	18,026,427
2390 Substance Abuse Prevention and Treatment (SAPT)	1,598,720	1,467,591	2,010,347	2,010,347
2400 Project Independence	0	0	0	0
2410 Realignment - CalWORKS MOE	1,773,383	2,112,661	1,773,410	1,773,410
2420 DHCS Intergovernmental Transfer Agreement	1,062,401	491,419	0	0
2430 Vital Statistics (SB 1535)	28,179	22,308	0	0
2450 Child Car Seat Program	0	10,000	0	0
2470 Marin County Library	15,129,184	16,188,188	18,801,374	18,801,374
2480 Marin County Free Library Measure A	2,614,028	2,429,602	2,680,000	2,680,000
2490 Marin County Library Trust	31,000	0	0	0
2510 Corte Madera Library - A. Cello Fund	12,700	7,250	0	0
2520 California Room Trust - Watkins Estate	0	0	0	0
2550 Luiz Ranch Endowment	0	0	0	0
2560 Measure A - Parks & Open Space	17,170,645	14,870,137	11,718,185	11,718,185
2570 Realignment - Juvenile Justice Crime Prevention	734,932	618,729	795,975	795,975
2580 Inmate Welfare Fund	239,821	246,293	298,416	298,416
2590 DMV Vehicle Theft (PC 9250.14)	106,558	111,407	114,192	114,192
2600 Suppl Lcl Law Enf - Rural Counties and COPS	406,698	1,384,778	0	0
2610 Crime Prevention - DCEP	15,000	15,000	15,000	15,000
2630 Asset Forfeiture	0	0	0	0
2640 Auto Finger ID (GC 76102)	140,604	0	153,833	153,833

## County of Marin

### Summary of Financing Uses by Function and Fund (Cont.) Governmental Funds Fiscal Year 2020-21

Description 1	2018-19 Actual 2	2019-20 Estimated 3	2020-21 Recommended 4	2020-21 Adopted by the Board of Supervisors 5
------------------	------------------------	---------------------------	-----------------------------	--

#### Summarization by Fund

2670 Realignment - Public Safety	5,651,746	5,295,959	6,391,412	6,391,412
2680 Realignment - SB 1020	13,001,500	12,689,519	12,774,691	12,774,691
2690 Realignment - Juvenile Justice YOBG	761,124	798,584	859,873	859,873
2700 Countywide Grants	682,170	697,843	674,249	674,249
2720 Dispute Resolution (BP 470.3)	26,460	30,000	0	0
2730 Criminal Justice Facilities (GC 76101)	540,000	430,000	540,000	540,000
2740 Real Estate Fraud (GC 27388)	146,068	219,022	0	0
2770 HUD HOME Prog Inc	0	61,206	742,490	742,490
2780 Treasury AFMLS - Equitable Sharing Prgm	3,597	0	0	0
2790 SB678 Community Correction Performance	960,573	987,195	1,303,475	1,303,475
2800 Health and Human Services Operating	168,864,051	181,059,412	186,456,824	186,456,824
2810 Fish and Wildlife Commission	46,930	44,048	46,930	46,930
2860 Asset Forfeiture	0	0	0	0
2870 Asset Forfeiture	0	0	0	0
2880 Asset Forfeiture	253,094	0	47,075	47,075
2900 Health and Human Services Whole Person	4,063,453	5,530,232	5,000,000	5,000,000
2970 HUD CDBG Program	0	1,319,608	1,594,000	1,594,000
3390 WsteMgmtJPA-WstMarin	5,000	0	0	0
3440 TOT Measure W Fire Emergency Services	3,050	377,454	350,000	350,000
3450 TOT Measure W Community Housing	3,050	349,156	350,000	350,000
6220 Fishnet 4C	0	2,016	0	0
6240 Other Grants	0	0	0	0

## County of Marin

### Summary of Financing Uses by Function and Fund (Cont.) Governmental Funds Fiscal Year 2020-21

Description 1	2018-19 Actual 2	2019-20 Estimated 3	2020-21 Recommended 4	2020-21 Adopted by the Board of Supervisors 5
------------------	------------------------	---------------------------	-----------------------------	--

#### Summarization by Fund

6250 CSA #23 Terra Linda Area	0	0	0	0
6260 CSA #25 San Marin Area	0	0	0	0
6270 Affordable Housing Fund	0	0	0	0
6280 Marin Transport Proj	0	0	0	0
6310 Traffic N. GateActiv	0	0	0	0
6340 Alcohol and Drug Program	0	0	0	0
6410 Welfare Program	0	0	0	0
6500 Stafford Lake Trust	0	0	0	0

<b>Total Summarization by Fund</b>	<b>701,701,550</b>	<b>742,070,485</b>	<b>740,229,713</b>	<b>740,229,713</b>
------------------------------------	--------------------	--------------------	--------------------	--------------------

## County of Marin

### Detail of Financing Uses by Function, Activity and Budget Unit Governmental Funds Fiscal Year 2020-21

Function, Activity, and Budget Unit	2018-19 Actual	2019-20 Estimated	2020-21 Recommended	2020-21 Adopted by the Board of Supervisors
1	2	3	4	5

#### General Government

##### Communication

410 DEPARTMENT OF PUBLIC WORKS	4,565,145	4,252,305	3,631,278	3,631,278
--------------------------------	-----------	-----------	-----------	-----------

<b>Activity Total: Communication</b>	<b>4,565,145</b>	<b>4,252,305</b>	<b>3,631,278</b>	<b>3,631,278</b>
--------------------------------------	------------------	------------------	------------------	------------------

##### County Counsel

340 COUNTY COUNSEL	5,122,903	5,174,016	5,623,684	5,623,684
--------------------	-----------	-----------	-----------	-----------

<b>Activity Total: County Counsel</b>	<b>5,122,903</b>	<b>5,174,016</b>	<b>5,623,684</b>	<b>5,623,684</b>
---------------------------------------	------------------	------------------	------------------	------------------

##### Elections

390 ELECTIONS	3,047,506	4,166,563	3,428,898	3,428,898
---------------	-----------	-----------	-----------	-----------

<b>Activity Total: Elections</b>	<b>3,047,506</b>	<b>4,166,563</b>	<b>3,428,898</b>	<b>3,428,898</b>
----------------------------------	------------------	------------------	------------------	------------------

##### Finance

310 ASSESSOR RECORDER COUNTY CLERK	7,608,528	8,458,491	8,757,380	8,757,380
------------------------------------	-----------	-----------	-----------	-----------

320 DEPARTMENT OF FINANCE	8,333,791	8,806,369	9,742,551	9,742,551
---------------------------	-----------	-----------	-----------	-----------

410 DEPARTMENT OF PUBLIC WORKS	1,087,546	1,184,319	1,059,184	1,059,184
--------------------------------	-----------	-----------	-----------	-----------

<b>Activity Total: Finance</b>	<b>17,029,865</b>	<b>18,449,179</b>	<b>19,559,115</b>	<b>19,559,115</b>
--------------------------------	-------------------	-------------------	-------------------	-------------------

##### Legislative and Administrative

300 COUNTY ADMINISTRATORS OFFICE	7,392,210	7,566,906	6,456,260	6,456,260
----------------------------------	-----------	-----------	-----------	-----------



## County of Marin

### Detail of Financing Uses by Function, Activity and Budget Unit Governmental Funds Fiscal Year 2020-21

Function, Activity, and Budget Unit 1	2018-19 Actual 2	2019-20 Estimated 3	2020-21 Recommended 4	2020-21 Adopted by the Board of Supervisors 5
330 BOARD OF SUPERVISORS	3,660,154	3,668,600	3,921,345	3,921,345
900 NON DEPARTMENTAL	54,500	55,500	55,500	55,500
<b>Activity Total: Legislative and Administrative</b>	<b>11,106,864</b>	<b>11,291,006</b>	<b>10,433,105</b>	<b>10,433,105</b>
<b>Other General</b>				
300 COUNTY ADMINISTRATORS OFFICE	1	0	0	0
360 INFORMATION SVC AND TECHNOLOGY	21,979,482	22,862,955	21,421,014	21,421,014
380 MCERA	2,471,054	2,658,698	3,187,974	3,187,974
410 DEPARTMENT OF PUBLIC WORKS	7,973,382	9,709,937	6,407,910	6,407,910
900 NON DEPARTMENTAL	38,988,057	39,751,314	42,703,158	44,403,158
<b>Activity Total: Other General</b>	<b>71,411,976</b>	<b>74,982,904</b>	<b>73,720,056</b>	<b>75,420,056</b>
<b>Personnel</b>				
340 COUNTY COUNSEL	156,517	114,203	160,627	160,627
350 HUMAN RESOURCES	6,576,320	6,661,663	7,225,159	7,225,159
<b>Activity Total: Personnel</b>	<b>6,732,837</b>	<b>6,775,866</b>	<b>7,385,786</b>	<b>7,385,786</b>
<b>Plant Acquisition</b>				
410 DEPARTMENT OF PUBLIC WORKS	16,683,849	18,419,306	10,464,348	10,464,348
520 MARIN COUNTY PARKS	3,157,493	6,004,011	0	0
540 MARIN COUNTY FREE LIBRARY	823,365	38,077	500,000	500,000
<b>Activity Total: Plant Acquisition</b>	<b>20,664,707</b>	<b>24,461,394</b>	<b>10,964,348</b>	<b>10,964,348</b>

## County of Marin

**Detail of Financing Uses by Function, Activity and Budget Unit**  
**Governmental Funds**  
**Fiscal Year 2020-21**

Function, Activity, and Budget Unit 1	2018-19 Actual 2	2019-20 Estimated 3	2020-21 Recommended 4	2020-21 Adopted by the Board of Supervisors 5
--	------------------------	---------------------------	-----------------------------	--

<b>Property Management</b>				
300 COUNTY ADMINISTRATORS OFFICE	416,879	1,112,031	313,088	313,088
410 DEPARTMENT OF PUBLIC WORKS	11,513,539	9,625,110	7,344,113	7,344,113
530 CULTURAL SERVICES	375,467	274,957	336,094	336,094
<b>Activity Total: Property Management</b>	<b>12,305,885</b>	<b>11,012,098</b>	<b>7,993,295</b>	<b>7,993,295</b>
<b>Function Total: General Government</b>	<b>151,987,688</b>	<b>160,565,331</b>	<b>142,739,565</b>	<b>144,439,565</b>

## County of Marin

### Detail of Financing Uses by Function, Activity and Budget Unit Governmental Funds Fiscal Year 2020-21

Function, Activity, and Budget Unit 1	2018-19 Actual 2	2019-20 Estimated 3	2020-21 Recommended 4	2020-21 Adopted by the Board of Supervisors 5
--	------------------------	---------------------------	-----------------------------	--

#### Public Protection

##### Detention and Correction

240 PROBATION	21,860,175	21,744,357	25,342,393	25,342,393
260 SHERIFF CORONERS OFFICE	29,088,730	31,183,924	29,081,139	28,231,139

<b>Activity Total: Detention and Correction</b>	<b>50,948,905</b>	<b>52,928,281</b>	<b>54,423,532</b>	<b>53,573,532</b>
---	-------------------	-------------------	-------------------	-------------------

##### Fire Protection

230 MARIN COUNTY FIRE	25,443,562	28,153,023	23,436,766	23,436,766
-----------------------	------------	------------	------------	------------

<b>Activity Total: Fire Protection</b>	<b>25,443,562</b>	<b>28,153,023</b>	<b>23,436,766</b>	<b>23,436,766</b>
--	-------------------	-------------------	-------------------	-------------------

##### Flood Cntrl and Soil and Water Conserv

410 DEPARTMENT OF PUBLIC WORKS	803,785	850,694	886,032	886,032
653 WASTE MANAGEMENT JPA	5,000	0	0	0

<b>Activity Total: Flood Cntrl and Soil and Water Conserv</b>	<b>808,785</b>	<b>850,694</b>	<b>886,032</b>	<b>886,032</b>
---	----------------	----------------	----------------	----------------

##### Judicial

200 CHILD SUPPORT SERVICES	4,760,611	4,543,928	5,001,075	5,001,075
220 DISTRICT ATTORNEY	13,184,926	13,297,076	13,915,887	13,915,887
250 PUBLIC DEFENDER	8,059,667	8,419,945	8,499,782	8,499,782
900 NON DEPARTMENTAL	1,054,475	2,599,749	2,108,700	2,108,700

<b>Activity Total: Judicial</b>	<b>27,059,679</b>	<b>28,860,698</b>	<b>29,525,444</b>	<b>29,525,444</b>
---------------------------------	-------------------	-------------------	-------------------	-------------------

## County of Marin

### Detail of Financing Uses by Function, Activity and Budget Unit Governmental Funds Fiscal Year 2020-21

Function, Activity, and Budget Unit 1	2018-19 Actual 2	2019-20 Estimated 3	2020-21 Recommended 4	2020-21 Adopted by the Board of Supervisors 5
--	------------------------	---------------------------	-----------------------------	--

#### Other Protection

100 HEALTH AND HUMAN SERVICES	2,411,469	2,406,528	2,872,504	2,872,504
220 DISTRICT ATTORNEY	3,748,359	3,851,364	5,171,570	5,171,570
230 MARIN COUNTY FIRE	6,426,008	6,317,286	6,582,443	6,582,443
260 SHERIFF CORONERS OFFICE	2,452,867	2,642,688	2,290,698	2,290,698
300 COUNTY ADMINISTRATORS OFFICE	3,541,367	3,642,389	3,719,472	3,719,472
310 ASSESSOR RECORDER COUNTY CLERK	2,481,906	2,294,939	2,812,411	2,812,411
320 DEPARTMENT OF FINANCE	581,439	562,659	677,078	677,078
400 COMMUNITY DEVELOPMENT AGENCY	6,826,032	7,199,508	6,160,985	6,160,985
410 DEPARTMENT OF PUBLIC WORKS	4,662,863	4,537,727	5,285,708	5,285,708
900 NON DEPARTMENTAL	46,930	6,155,743	46,930	46,930

#### Activity Total: Other Protection

	<b>33,179,240</b>	<b>39,610,831</b>	<b>35,619,799</b>	<b>35,619,799</b>
--	-------------------	-------------------	-------------------	-------------------

#### Police Protection

260 SHERIFF CORONERS OFFICE	43,040,705	42,422,722	44,930,396	44,080,396
-----------------------------	------------	------------	------------	------------

#### Activity Total: Police Protection

	<b>43,040,705</b>	<b>42,422,722</b>	<b>44,930,396</b>	<b>44,080,396</b>
--	-------------------	-------------------	-------------------	-------------------

#### Protective Inspection

400 COMMUNITY DEVELOPMENT AGENCY	3,899,313	4,082,523	5,380,422	5,380,422
500 AGRICULTURE WEIGHTS MEASURES	2,580,424	2,734,034	2,880,066	2,880,066

#### Activity Total: Protective Inspection

	<b>6,479,737</b>	<b>6,816,557</b>	<b>8,260,488</b>	<b>8,260,488</b>
--	------------------	------------------	------------------	------------------

## County of Marin

### Detail of Financing Uses by Function, Activity and Budget Unit Governmental Funds Fiscal Year 2020-21

Function, Activity, and Budget Unit 1	2018-19 Actual 2	2019-20 Estimated 3	2020-21 Recommended 4	2020-21 Adopted by the Board of Supervisors 5
--	------------------------	---------------------------	-----------------------------	--

<b>Function Total: Public Protection</b>	<b>186,960,613</b>	<b>199,642,806</b>	<b>197,082,457</b>	<b>195,382,457</b>
--	--------------------	--------------------	--------------------	--------------------

## County of Marin

### Detail of Financing Uses by Function, Activity and Budget Unit Governmental Funds Fiscal Year 2020-21

Function, Activity, and Budget Unit 1	2018-19 Actual 2	2019-20 Estimated 3	2020-21 Recommended 4	2020-21 Adopted by the Board of Supervisors 5
--	------------------------	---------------------------	-----------------------------	--

#### Public Ways and Facilities

##### Public Ways

410 DEPARTMENT OF PUBLIC WORKS	24,782,701	26,687,618	24,492,552	24,492,552
<b>Activity Total: Public Ways</b>	<b>24,782,701</b>	<b>26,687,618</b>	<b>24,492,552</b>	<b>24,492,552</b>
<b>Function Total: Public Ways and Facilities</b>	<b>24,782,701</b>	<b>26,687,618</b>	<b>24,492,552</b>	<b>24,492,552</b>

## County of Marin

### Detail of Financing Uses by Function, Activity and Budget Unit Governmental Funds Fiscal Year 2020-21

Function, Activity, and Budget Unit 1	2018-19 Actual 2	2019-20 Estimated 3	2020-21 Recommended 4	2020-21 Adopted by the Board of Supervisors 5
--	------------------------	---------------------------	-----------------------------	--

#### Health and Sanitation

##### California Children Services

100 HEALTH AND HUMAN SERVICES	3,968,033	4,155,779	4,439,176	4,439,176
<b>Activity Total: California Children Services</b>	<b>3,968,033</b>	<b>4,155,779</b>	<b>4,439,176</b>	<b>4,439,176</b>

##### Health

100 HEALTH AND HUMAN SERVICES	132,004,192	136,725,732	135,481,384	135,481,384
400 COMMUNITY DEVELOPMENT AGENCY	4,539,430	4,591,313	5,250,844	5,250,844
900 NON DEPARTMENTAL	42,174,576	45,047,202	63,733,701	63,733,701
<b>Activity Total: Health</b>	<b>178,718,198</b>	<b>186,364,247</b>	<b>204,465,929</b>	<b>204,465,929</b>

##### Sanitation Refuse Collect and Disposal

410 DEPARTMENT OF PUBLIC WORKS	1,286,848	1,655,170	1,821,835	1,821,835
<b>Activity Total: Sanitation Refuse Collect and Disposal</b>	<b>1,286,848</b>	<b>1,655,170</b>	<b>1,821,835</b>	<b>1,821,835</b>

<b>Function Total: Health and Sanitation</b>	<b>183,973,079</b>	<b>192,175,196</b>	<b>210,726,940</b>	<b>210,726,940</b>
--	--------------------	--------------------	--------------------	--------------------

## County of Marin

### Detail of Financing Uses by Function, Activity and Budget Unit Governmental Funds Fiscal Year 2020-21

Function, Activity, and Budget Unit 1	2018-19 Actual 2	2019-20 Estimated 3	2020-21 Recommended 4	2020-21 Adopted by the Board of Supervisors 5
--	------------------------	---------------------------	-----------------------------	--

#### Public Assistance

##### Administration

100 HEALTH AND HUMAN SERVICES	96,291,067	101,474,864	103,859,413	103,859,413
<b>Activity Total: Administration</b>	<b>96,291,067</b>	<b>101,474,864</b>	<b>103,859,413</b>	<b>103,859,413</b>

##### Other Assistance

100 HEALTH AND HUMAN SERVICES	12,603,716	13,133,570	15,049,394	15,049,394
400 COMMUNITY DEVELOPMENT AGENCY	2,938,141	8,055,740	3,869,061	3,869,061
<b>Activity Total: Other Assistance</b>	<b>15,541,857</b>	<b>21,189,310</b>	<b>18,918,455</b>	<b>18,918,455</b>

##### Veterans Services

100 HEALTH AND HUMAN SERVICES	332,633	362,640	467,087	467,087
<b>Activity Total: Veterans Services</b>	<b>332,633</b>	<b>362,640</b>	<b>467,087</b>	<b>467,087</b>

<b>Function Total: Public Assistance</b>	<b>112,165,557</b>	<b>123,026,814</b>	<b>123,244,955</b>	<b>123,244,955</b>
--	--------------------	--------------------	--------------------	--------------------



## County of Marin

**Detail of Financing Uses by Function, Activity and Budget Unit**  
**Governmental Funds**  
**Fiscal Year 2020-21**

Function, Activity, and Budget Unit 1	2018-19 Actual 2	2019-20 Estimated 3	2020-21 Recommended 4	2020-21 Adopted by the Board of Supervisors 5
--	------------------------	---------------------------	-----------------------------	--

**Education**

**Agricultural Education**

510 UCCE FARM ADVISOR	280,988	289,802	340,286	340,286
<b>Activity Total: Agricultural Education</b>	<b>280,988</b>	<b>289,802</b>	<b>340,286</b>	<b>340,286</b>

**Library Services**

540 MARIN COUNTY FREE LIBRARY	16,963,547	18,586,963	20,981,374	20,981,374
<b>Activity Total: Library Services</b>	<b>16,963,547</b>	<b>18,586,963</b>	<b>20,981,374</b>	<b>20,981,374</b>

<b>Function Total: Education</b>	<b>17,244,535</b>	<b>18,876,765</b>	<b>21,321,660</b>	<b>21,321,660</b>
----------------------------------	-------------------	-------------------	-------------------	-------------------

## County of Marin

**Detail of Financing Uses by Function, Activity and Budget Unit**  
**Governmental Funds**  
**Fiscal Year 2020-21**

Function, Activity, and Budget Unit 1	2018-19 Actual 2	2019-20 Estimated 3	2020-21 Recommended 4	2020-21 Adopted by the Board of Supervisors 5
--	------------------------	---------------------------	-----------------------------	--

**Recreation and Cultural Services**

**Cultural Services**

530 CULTURAL SERVICES	3,764,144	3,520,490	3,538,142	3,538,142
<b>Activity Total: Cultural Services</b>	<b>3,764,144</b>	<b>3,520,490</b>	<b>3,538,142</b>	<b>3,538,142</b>

**Recreation Facilities**

520 MARIN COUNTY PARKS	20,823,233	17,575,465	13,392,995	13,392,995
659 MARIN COUNTY OPEN SPACE	0	0	0	0
<b>Activity Total: Recreation Facilities</b>	<b>20,823,233</b>	<b>17,575,465</b>	<b>13,392,995</b>	<b>13,392,995</b>

<b>Function Total: Recreation and Cultural Services</b>	<b>24,587,377</b>	<b>21,095,955</b>	<b>16,931,137</b>	<b>16,931,137</b>
---	-------------------	-------------------	-------------------	-------------------

## County of Marin

### Detail of Financing Uses by Function, Activity and Budget Unit Governmental Funds Fiscal Year 2020-21

Function, Activity, and Budget Unit 1	2018-19 Actual 2	2019-20 Estimated 3	2020-21 Recommended 4	2020-21 Adopted by the Board of Supervisors 5
--	------------------------	---------------------------	-----------------------------	--

<b>Grand Total of Financing Uses by Function</b>	<b>701,701,550</b>	<b>742,070,485</b>	<b>736,539,266</b>	<b>736,539,266</b>
--	--------------------	--------------------	--------------------	--------------------

# County of Marin

## Financing Sources and Uses by Budget Unit by Object Governmental Funds Fiscal Year 2020-21

Detail by Revenue Category and Expenditure Object	2018-19 Actual	2019-20 Estimated	2020-21 Recommended	2020-21 Adopted by the Board of Supervisors
1	2	3	4	5

**Budget Unit:** 100 HEALTH AND HUMAN SERVICES

**Function:** Public Protection

**Activity:** Other Protection

### Revenues

Use of Money and Property	31,344	43,062	8,000	8,000
Intergovernmental Revenues	42,512	102,232	150,000	150,000
Charges for Current Services	211,247	169,478	236,000	236,000
Miscellaneous Revenues	0	0	0	0
Other Financing Sources	50,000	150,000	150,000	150,000
<b>Total Revenues</b>	<b>335,103</b>	<b>464,772</b>	<b>544,000</b>	<b>544,000</b>

### Expenditures/Appropriations

Salary and Benefits	1,683,410	1,598,660	2,012,699	2,012,699
Services and Supplies	76,472	87,492	94,128	94,128
Support of Clients	2,829	2,436	32,000	32,000
Intrafund Expense	129,148	(294,721)	(322,665)	(322,665)
Interfund Expense	469,610	862,661	906,342	906,342
Transfers Out	50,000	150,000	150,000	150,000

<b>Total Expenditures/Appropriations</b>	<b>2,411,469</b>	<b>2,406,528</b>	<b>2,872,504</b>	<b>2,872,504</b>
--	------------------	------------------	------------------	------------------

<b>Activity Total: Other Protection</b>	<b>2,076,366</b>	<b>1,941,756</b>	<b>2,328,504</b>	<b>2,328,504</b>
---	------------------	------------------	------------------	------------------

<b>Function Total: Public Protection</b>	<b>2,076,366</b>	<b>1,941,756</b>	<b>2,328,504</b>	<b>2,328,504</b>
--	------------------	------------------	------------------	------------------

# County of Marin

## Financing Sources and Uses by Budget Unit by Object Governmental Funds Fiscal Year 2020-21

Detail by Revenue Category and Expenditure Object	2018-19 Actual	2019-20 Estimated	2020-21 Recommended	2020-21 Adopted by the Board of Supervisors
1	2	3	4	5

**Budget Unit:** 100 HEALTH AND HUMAN SERVICES

**Function:** Health and Sanitation

**Activity:** California Children Services

**Revenues**

Intergovernmental Revenues	3,241,472	3,140,475	2,414,735	2,414,735
Charges for Current Services	360	280	0	0
Miscellaneous Revenues	0	0	0	0
Other Financing Sources	1,659,947	1,772,162	1,321,932	1,321,932
<b>Total Revenues</b>	<b>4,901,779</b>	<b>4,912,917</b>	<b>3,736,667</b>	<b>3,736,667</b>

**Expenditures/Appropriations**

Salary and Benefits	1,759,472	1,656,812	2,266,429	2,266,429
Services and Supplies	170,293	99,912	289,304	289,304
Intrafund Expense	263,581	276,933	299,223	299,223
Interfund Expense	114,740	349,960	262,288	262,288
Transfers Out	1,659,947	1,772,162	1,321,932	1,321,932
<b>Total Expenditures/Appropriations</b>	<b>3,968,033</b>	<b>4,155,779</b>	<b>4,439,176</b>	<b>4,439,176</b>

<b>Activity Total: California Children Services</b>	<b>(933,746)</b>	<b>(757,138)</b>	<b>702,509</b>	<b>702,509</b>
---	------------------	------------------	----------------	----------------

# County of Marin

## Financing Sources and Uses by Budget Unit by Object Governmental Funds Fiscal Year 2020-21

Detail by Revenue Category and Expenditure Object	2018-19 Actual	2019-20 Estimated	2020-21 Recommended	2020-21 Adopted by the Board of Supervisors
1	2	3	4	5

**Budget Unit:** 100 HEALTH AND HUMAN SERVICES

**Function:** Health and Sanitation

**Activity:** Health

### Revenues

Licenses, Permits and Franchises	14,600	7,050	15,000	15,000
Fines, Forfeitures, and Penalties	799,114	604,484	816,135	816,135
Use of Money and Property	927,041	631,170	0	0
Intergovernmental Revenues	79,652,045	85,912,474	64,862,571	64,862,571
Charges for Current Services	1,411,376	1,130,850	734,471	734,471
Miscellaneous Revenues	359,198	461,558	2,000	2,000
Other Financing Sources	34,940,368	32,893,985	27,925,486	27,925,486
<b>Total Revenues</b>	<b>118,103,742</b>	<b>121,641,571</b>	<b>94,355,663</b>	<b>94,355,663</b>

### Expenditures/Appropriations

Salary and Benefits	45,458,878	48,845,675	57,349,623	57,349,623
Services and Supplies	38,409,865	42,218,760	39,923,346	39,923,346
Support of Clients	14,778,867	15,506,202	11,317,329	11,317,329
Capital Assets	0	0	0	0
Intrafund Expense	(6,063,948)	(5,438,225)	(6,455,043)	(6,455,043)
Interfund Expense	6,820,324	5,703,728	7,920,643	7,920,643
Transfers Out	32,600,206	29,889,592	25,425,486	25,425,486
Contingencies	0	0	0	0
<b>Total Expenditures/Appropriations</b>	<b>132,004,192</b>	<b>136,725,732</b>	<b>135,481,384</b>	<b>135,481,384</b>

**Activity Total: Health**

**13,900,450**

**15,084,161**

**41,125,721**

**41,125,721**

**Function Total: Health and Sanitation**

**12,966,704**

**14,327,023**

**41,828,230**

**41,828,230**

# County of Marin

## Financing Sources and Uses by Budget Unit by Object Governmental Funds Fiscal Year 2020-21

Detail by Revenue Category and Expenditure Object	2018-19 Actual	2019-20 Estimated	2020-21 Recommended	2020-21 Adopted by the Board of Supervisors
1	2	3	4	5

**Budget Unit:** 100 HEALTH AND HUMAN SERVICES

**Function:** Public Assistance

**Activity:** Administration

### Revenues

Licenses, Permits and Franchises	54,916	46,968	66,000	66,000
Use of Money and Property	10,030	156,635	0	0
Intergovernmental Revenues	61,989,296	62,652,396	62,338,390	62,338,390
Charges for Current Services	10,344	9,365	6,800	6,800
Miscellaneous Revenues	59,119	10,037	0	0
Other Financing Sources	23,588,819	22,771,798	22,613,443	22,613,443
<b>Total Revenues</b>	<b>85,712,524</b>	<b>85,647,199</b>	<b>85,024,633</b>	<b>85,024,633</b>

### Expenditures/Appropriations

Salary and Benefits	32,579,360	34,664,127	38,810,936	38,810,936
Services and Supplies	3,815,576	5,142,982	4,327,404	4,327,404
Support of Clients	20,032,169	22,893,317	22,676,791	22,676,791
Intrafund Expense	5,103,732	4,563,376	5,348,184	5,348,184
Interfund Expense	6,931,163	6,359,283	5,742,476	5,742,476
Other Financing Uses	0	1,433,924	0	0
Transfers Out	27,829,067	26,417,855	26,953,622	26,953,622
Contingencies	0	0	0	0
<b>Total Expenditures/Appropriations</b>	<b>96,291,067</b>	<b>101,474,864</b>	<b>103,859,413</b>	<b>103,859,413</b>
<b>Activity Total: Administration</b>	<b>10,578,543</b>	<b>15,827,665</b>	<b>18,834,780</b>	<b>18,834,780</b>

# County of Marin

## Financing Sources and Uses by Budget Unit by Object Governmental Funds Fiscal Year 2020-21

Detail by Revenue Category and Expenditure Object	2018-19 Actual	2019-20 Estimated	2020-21 Recommended	2020-21 Adopted by the Board of Supervisors
1	2	3	4	5

**Budget Unit:** 100 HEALTH AND HUMAN SERVICES

**Function:** Public Assistance

**Activity:** Other Assistance

### Revenues

Intergovernmental Revenues	12,307,053	7,557,311	11,402,393	11,402,393
Charges for Current Services	0	10,134	0	0
Miscellaneous Revenues	405,509	13,000	13,500	13,500
Other Financing Sources	1,284,956	1,251,168	1,322,570	1,322,570
<b>Total Revenues</b>	<b>13,997,518</b>	<b>8,831,613</b>	<b>12,738,463</b>	<b>12,738,463</b>

### Expenditures/Appropriations

Salary and Benefits	5,940,578	6,202,760	7,553,686	7,553,686
Services and Supplies	2,018,769	2,116,162	1,854,533	1,854,533
Support of Clients	2,294,210	2,189,111	3,476,278	3,476,278
Intrafund Expense	920,694	841,908	1,052,912	1,052,912
Interfund Expense	1,150,622	1,504,786	842,062	842,062
Transfers Out	278,843	278,843	269,923	269,923
<b>Total Expenditures/Appropriations</b>	<b>12,603,716</b>	<b>13,133,570</b>	<b>15,049,394</b>	<b>15,049,394</b>

<b>Activity Total: Other Assistance</b>	<b>(1,393,802)</b>	<b>4,301,957</b>	<b>2,310,931</b>	<b>2,310,931</b>
---	--------------------	------------------	------------------	------------------



# County of Marin

## Financing Sources and Uses by Budget Unit by Object Governmental Funds Fiscal Year 2020-21

Detail by Revenue Category and Expenditure Object	2018-19 Actual	2019-20 Estimated	2020-21 Recommended	2020-21 Adopted by the Board of Supervisors
1	2	3	4	5

**Budget Unit:** 100 HEALTH AND HUMAN SERVICES

**Function:** Public Assistance

**Activity:** Veterans Services

**Revenues**

Intergovernmental Revenues	48,905	43,413	46,389	46,389
Miscellaneous Revenues	525	1,855	0	0
<b>Total Revenues</b>	<b>49,430</b>	<b>45,268</b>	<b>46,389</b>	<b>46,389</b>

**Expenditures/Appropriations**

Salary and Benefits	225,225	230,471	352,463	352,463
Services and Supplies	10,589	8,050	15,100	15,100
Support of Clients	0	0	0	0
Intrafund Expense	48,784	50,731	52,804	52,804
Interfund Expense	48,035	73,388	46,720	46,720

**Total Expenditures/Appropriations**

<b>Total Expenditures/Appropriations</b>	<b>332,633</b>	<b>362,640</b>	<b>467,087</b>	<b>467,087</b>
--	----------------	----------------	----------------	----------------

**Activity Total: Veterans Services**

<b>Activity Total: Veterans Services</b>	<b>283,203</b>	<b>317,372</b>	<b>420,698</b>	<b>420,698</b>
--	----------------	----------------	----------------	----------------

**Function Total: Public Assistance**

<b>Function Total: Public Assistance</b>	<b>9,467,944</b>	<b>20,446,994</b>	<b>21,566,409</b>	<b>21,566,409</b>
--	------------------	-------------------	-------------------	-------------------

**Grand Total: 100 HEALTH AND HUMAN SERVICES**

<b>Grand Total: 100 HEALTH AND HUMAN SERVICES</b>	<b>24,511,014</b>	<b>36,715,773</b>	<b>65,723,143</b>	<b>65,723,143</b>
---	-------------------	-------------------	-------------------	-------------------

# County of Marin

## Financing Sources and Uses by Budget Unit by Object Governmental Funds Fiscal Year 2020-21

Detail by Revenue Category and Expenditure Object	2018-19 Actual	2019-20 Estimated	2020-21 Recommended	2020-21 Adopted by the Board of Supervisors
1	2	3	4	5

**Budget Unit:** 200 CHILD SUPPORT SERVICES

**Function:** Public Protection

**Activity:** Judicial

### Revenues

Fines, Forfeitures, and Penalties	1,045,697	1,023,546	1,095,441	1,095,441
Use of Money and Property	15,069	15,521	3,000	3,000
Intergovernmental Revenues	3,915,413	3,227,591	3,720,488	3,720,488
Charges for Current Services	0	0	0	0
Miscellaneous Revenues	0	0	182,146	182,146
<b>Total Revenues</b>	<b>4,976,179</b>	<b>4,266,658</b>	<b>5,001,075</b>	<b>5,001,075</b>

### Expenditures/Appropriations

Salary and Benefits	3,586,205	3,271,868	3,670,366	3,670,366
Services and Supplies	647,971	667,403	589,792	589,792
Intrafund Expense	89,180	153,316	247,223	247,223
Interfund Expense	437,255	451,341	493,694	493,694
<b>Total Expenditures/Appropriations</b>	<b>4,760,611</b>	<b>4,543,928</b>	<b>5,001,075</b>	<b>5,001,075</b>

<b>Activity Total: Judicial</b>	<b>(215,568)</b>	<b>277,270</b>	<b>0</b>	<b>0</b>
<b>Function Total: Public Protection</b>	<b>(215,568)</b>	<b>277,270</b>	<b>0</b>	<b>0</b>
<b>Grand Total: 200 CHILD SUPPORT SERVICES</b>	<b>(215,568)</b>	<b>277,270</b>	<b>0</b>	<b>0</b>

# County of Marin

## Financing Sources and Uses by Budget Unit by Object Governmental Funds Fiscal Year 2020-21

Detail by Revenue Category and Expenditure Object	2018-19 Actual	2019-20 Estimated	2020-21 Recommended	2020-21 Adopted by the Board of Supervisors
1	2	3	4	5

**Budget Unit:** 220 DISTRICT ATTORNEY

**Function:** Public Protection

**Activity:** Judicial

### Revenues

Fines, Forfeitures, and Penalties	0	50	57,106	57,106
Use of Money and Property	310,231	236,331	0	0
Intergovernmental Revenues	4,127,064	4,099,070	3,142,411	3,142,411
Charges for Current Services	367,204	355,036	100,085	100,085
Miscellaneous Revenues	96,028	87,106	146,942	146,942
Other Financing Sources	90,550	107,725	55,500	55,500
<b>Total Revenues</b>	<b>4,991,077</b>	<b>4,885,318</b>	<b>3,502,044</b>	<b>3,502,044</b>

### Expenditures/Appropriations

Salary and Benefits	11,818,445	11,831,612	12,841,080	12,841,080
Services and Supplies	636,449	690,896	514,462	514,462
Intrafund Expense	515,464	351,602	383,579	383,579
Interfund Expense	0	120,219	121,266	121,266
Transfers Out	214,568	302,747	55,500	55,500
<b>Total Expenditures/Appropriations</b>	<b>13,184,926</b>	<b>13,297,076</b>	<b>13,915,887</b>	<b>13,915,887</b>

**Activity Total: Judicial**

**8,193,849**

**8,411,758**

**10,413,843**

**10,413,843**

# County of Marin

## Financing Sources and Uses by Budget Unit by Object Governmental Funds Fiscal Year 2020-21

Detail by Revenue Category and Expenditure Object	2018-19 Actual	2019-20 Estimated	2020-21 Recommended	2020-21 Adopted by the Board of Supervisors
1	2	3	4	5

**Budget Unit:** 220 DISTRICT ATTORNEY

**Function:** Public Protection

**Activity:** Other Protection

### Revenues

Fines, Forfeitures, and Penalties	757,420	611,282	1,110,601	1,110,601
Use of Money and Property	6,101	4,242	0	0
Intergovernmental Revenues	2,491,411	2,641,275	3,722,521	3,722,521
Charges for Current Services	0	85,697	0	0
Miscellaneous Revenues	5,322	0	0	0
Other Financing Sources	132,456	219,022	0	0
<b>Total Revenues</b>	<b>3,392,710</b>	<b>3,561,518</b>	<b>4,833,122</b>	<b>4,833,122</b>

### Expenditures/Appropriations

Salary and Benefits	2,300,259	2,372,298	2,072,733	2,072,733
Services and Supplies	1,434,527	1,458,297	3,077,183	3,077,183
Intrafund Expense	8,573	5,615	5,045	5,045
Interfund Expense	5,000	15,154	16,609	16,609
<b>Total Expenditures/Appropriations</b>	<b>3,748,359</b>	<b>3,851,364</b>	<b>5,171,570</b>	<b>5,171,570</b>

**Activity Total: Other Protection**

**355,649**

**289,846**

**338,448**

**338,448**

**Function Total: Public Protection**

**8,549,498**

**8,701,604**

**10,752,291**

**10,752,291**

**Grand Total: 220 DISTRICT ATTORNEY**

**8,549,498**

**8,701,604**

**10,752,291**

**10,752,291**

# County of Marin

## Financing Sources and Uses by Budget Unit by Object Governmental Funds Fiscal Year 2020-21

Detail by Revenue Category and Expenditure Object	2018-19 Actual	2019-20 Estimated	2020-21 Recommended	2020-21 Adopted by the Board of Supervisors
1	2	3	4	5

**Budget Unit:** 230 MARIN COUNTY FIRE

**Function:** Public Protection

**Activity:** Fire Protection

### Revenues

Taxes	5,814,601	6,351,729	6,362,000	6,362,000
Licenses, Permits and Franchises	126,202	197,918	107,000	107,000
Use of Money and Property	1,868	7,586	0	0
Intergovernmental Revenues	3,087,351	3,195,179	2,086,781	2,086,781
Charges for Current Services	16,062,546	13,573,796	6,568,032	6,568,032
Miscellaneous Revenues	102,716	5,481	78,000	78,000
Other Financing Sources	0	38,740	0	0
<b>Total Revenues</b>	<b>25,195,284</b>	<b>23,370,429</b>	<b>15,201,813</b>	<b>15,201,813</b>

### Expenditures/Appropriations

Salary and Benefits	21,712,416	22,804,394	19,208,294	19,208,294
Services and Supplies	2,141,381	2,479,241	1,740,604	1,740,604
Support of Clients	0	0	0	0
Intrafund Expense	1,586,715	751,387	737,270	737,270
Interfund Expense	3,050	1,618,001	1,750,598	1,750,598
Other Financing Uses	0	0	0	0
Transfers Out	0	500,000	0	0

**Total Expenditures/Appropriations**      **25,443,562**      **28,153,023**      **23,436,766**      **23,436,766**

**Activity Total: Fire Protection**      **248,278**      **4,782,594**      **8,234,953**      **8,234,953**

# County of Marin

## Financing Sources and Uses by Budget Unit by Object Governmental Funds Fiscal Year 2020-21

Detail by Revenue Category and Expenditure Object	2018-19 Actual	2019-20 Estimated	2020-21 Recommended	2020-21 Adopted by the Board of Supervisors
1	2	3	4	5

**Budget Unit:** 230 MARIN COUNTY FIRE

**Function:** Public Protection

**Activity:** Other Protection

### Revenues

Taxes	0	0	0	0
Licenses, Permits and Franchises	0	0	0	0
Intergovernmental Revenues	936,579	909,490	1,275,061	1,275,061
Charges for Current Services	3,039,220	3,339,083	2,335,000	2,335,000
Miscellaneous Revenues	0	0	0	0
Other Financing Sources	0	0	0	0
<b>Total Revenues</b>	<b>3,975,799</b>	<b>4,248,573</b>	<b>3,610,061</b>	<b>3,610,061</b>

### Expenditures/Appropriations

Salary and Benefits	5,965,761	5,818,170	6,034,166	6,034,166
Services and Supplies	459,079	494,293	543,105	543,105
Intrafund Expense	1,168	356	356	356
Interfund Expense	0	4,467	4,816	4,816
Transfers Out	0	0	0	0

<b>Total Expenditures/Appropriations</b>	<b>6,426,008</b>	<b>6,317,286</b>	<b>6,582,443</b>	<b>6,582,443</b>
--	------------------	------------------	------------------	------------------

<b>Activity Total: Other Protection</b>	<b>2,450,209</b>	<b>2,068,713</b>	<b>2,972,382</b>	<b>2,972,382</b>
---	------------------	------------------	------------------	------------------

<b>Function Total: Public Protection</b>	<b>2,698,487</b>	<b>6,851,307</b>	<b>11,207,335</b>	<b>11,207,335</b>
--	------------------	------------------	-------------------	-------------------

<b>Grand Total: 230 MARIN COUNTY FIRE</b>	<b>2,698,487</b>	<b>6,851,307</b>	<b>11,207,335</b>	<b>11,207,335</b>
---	------------------	------------------	-------------------	-------------------

# County of Marin

## Financing Sources and Uses by Budget Unit by Object Governmental Funds Fiscal Year 2020-21

Detail by Revenue Category and Expenditure Object	2018-19 Actual	2019-20 Estimated	2020-21 Recommended	2020-21 Adopted by the Board of Supervisors
1	2	3	4	5

**Budget Unit:** 240 PROBATION

**Function:** Public Protection

**Activity:** Detention and Correction

### Revenues

Fines, Forfeitures, and Penalties	127,037	14,463	150,000	150,000
Use of Money and Property	382,448	243,079	0	0
Intergovernmental Revenues	11,655,878	11,578,709	10,932,487	10,932,487
Charges for Current Services	253,626	246,891	395,000	395,000
Miscellaneous Revenues	2,949	6,212	8,000	8,000
Other Financing Sources	0	167,158	186,819	186,819
<b>Total Revenues</b>	<b>12,421,938</b>	<b>12,256,512</b>	<b>11,672,306</b>	<b>11,672,306</b>

### Expenditures/Appropriations

Salary and Benefits	16,865,789	17,212,607	19,669,657	19,669,657
Services and Supplies	3,692,664	3,105,403	4,123,749	4,123,749
Support of Clients	0	0	0	0
Capital Assets	88,987	0	0	0
Intrafund Expense	826,284	783,196	826,395	826,395
Interfund Expense	386,451	470,993	535,773	535,773
Transfers Out	0	172,158	186,819	186,819
Contingencies	0	0	0	0
<b>Total Expenditures/Appropriations</b>	<b>21,860,175</b>	<b>21,744,357</b>	<b>25,342,393</b>	<b>25,342,393</b>

<b>Activity Total: Detention and Correction</b>	<b>9,438,237</b>	<b>9,487,845</b>	<b>13,670,087</b>	<b>13,670,087</b>
<b>Function Total: Public Protection</b>	<b>9,438,237</b>	<b>9,487,845</b>	<b>13,670,087</b>	<b>13,670,087</b>

# County of Marin

## Financing Sources and Uses by Budget Unit by Object Governmental Funds Fiscal Year 2020-21

Detail by Revenue Category and Expenditure Object	2018-19 Actual	2019-20 Estimated	2020-21 Recommended	2020-21 Adopted by the Board of Supervisors
1	2	3	4	5

<b>Grand Total:</b>	<b>240 PROBATION</b>	<b>9,438,237</b>	<b>9,487,845</b>	<b>13,670,087</b>	<b>13,670,087</b>
---------------------	----------------------	------------------	------------------	-------------------	-------------------



# County of Marin

## Financing Sources and Uses by Budget Unit by Object Governmental Funds Fiscal Year 2020-21

Detail by Revenue Category and Expenditure Object	2018-19 Actual	2019-20 Estimated	2020-21 Recommended	2020-21 Adopted by the Board of Supervisors
1	2	3	4	5

**Budget Unit:** 250 PUBLIC DEFENDER

**Function:** Public Protection

**Activity:** Judicial

### Revenues

Use of Money and Property	0	0	0	0
Intergovernmental Revenues	2,011,319	1,936,263	1,505,777	1,505,777
Charges for Current Services	23,693	5,985	30,000	30,000
Miscellaneous Revenues	0	0	1,200	1,200
Other Financing Sources	68,500	88,725	55,500	55,500
<b>Total Revenues</b>	<b>2,103,512</b>	<b>2,030,973</b>	<b>1,592,477</b>	<b>1,592,477</b>

### Expenditures/Appropriations

Salary and Benefits	7,574,810	7,928,285	8,029,567	8,029,567
Services and Supplies	222,601	216,600	199,344	199,344
Support of Clients	0	0	0	0
Intrafund Expense	193,756	150,099	173,498	173,498
Interfund Expense	0	41,236	41,873	41,873
Transfers Out	68,500	83,725	55,500	55,500
<b>Total Expenditures/Appropriations</b>	<b>8,059,667</b>	<b>8,419,945</b>	<b>8,499,782</b>	<b>8,499,782</b>

<b>Activity Total: Judicial</b>	<b>5,956,155</b>	<b>6,388,972</b>	<b>6,907,305</b>	<b>6,907,305</b>
<b>Function Total: Public Protection</b>	<b>5,956,155</b>	<b>6,388,972</b>	<b>6,907,305</b>	<b>6,907,305</b>

<b>Grand Total: 250 PUBLIC DEFENDER</b>	<b>5,956,155</b>	<b>6,388,972</b>	<b>6,907,305</b>	<b>6,907,305</b>
---	------------------	------------------	------------------	------------------

# County of Marin

## Financing Sources and Uses by Budget Unit by Object Governmental Funds Fiscal Year 2020-21

Detail by Revenue Category and Expenditure Object	2018-19 Actual	2019-20 Estimated	2020-21 Recommended	2020-21 Adopted by the Board of Supervisors
1	2	3	4	5

**Budget Unit:** 260 SHERIFF CORONERS OFFICE

**Function:** Public Protection

**Activity:** Detention and Correction

### Revenues

Intergovernmental Revenues	7,540,946	7,807,552	10,502,663	10,502,663
Charges for Current Services	4,468,802	3,986,029	650,112	650,112
Miscellaneous Revenues	(1,481)	1,138	39,500	39,500
Other Financing Sources	109,000	49,000	49,000	49,000
<b>Total Revenues</b>	<b>12,117,267</b>	<b>11,843,719</b>	<b>11,241,275</b>	<b>11,241,275</b>

### Expenditures/Appropriations

Salary and Benefits	24,850,748	26,848,525	24,930,780	24,080,780
Services and Supplies	1,651,468	1,456,277	1,863,457	1,863,457
Support of Clients	0	0	0	0
Intrafund Expense	1,421,821	1,447,020	1,503,373	1,503,373
Interfund Expense	1,115,693	1,383,102	734,529	734,529
Transfers Out	49,000	49,000	49,000	49,000
Contingencies	0	0	0	0

<b>Total Expenditures/Appropriations</b>	<b>29,088,730</b>	<b>31,183,924</b>	<b>29,081,139</b>	<b>28,231,139</b>
--	-------------------	-------------------	-------------------	-------------------

<b>Activity Total: Detention and Correction</b>	<b>16,971,463</b>	<b>19,340,205</b>	<b>17,839,864</b>	<b>16,989,864</b>
---	-------------------	-------------------	-------------------	-------------------

# County of Marin

## Financing Sources and Uses by Budget Unit by Object Governmental Funds Fiscal Year 2020-21

Detail by Revenue Category and Expenditure Object	2018-19 Actual	2019-20 Estimated	2020-21 Recommended	2020-21 Adopted by the Board of Supervisors
1	2	3	4	5

**Budget Unit:** 260 SHERIFF CORONERS OFFICE

**Function:** Public Protection

**Activity:** Other Protection

**Revenues**

Use of Money and Property	(225)	225	0	0
Intergovernmental Revenues	1,084,580	647,592	257,919	257,919
Charges for Current Services	169,570	111,348	91,885	91,885
Miscellaneous Revenues	0	0	9,300	9,300
Other Financing Sources	111,726	0	0	0
<b>Total Revenues</b>	<b>1,365,651</b>	<b>759,165</b>	<b>359,104</b>	<b>359,104</b>

**Expenditures/Appropriations**

Salary and Benefits	1,238,654	1,641,402	1,437,823	1,437,823
Services and Supplies	911,736	829,423	573,671	573,671
Support of Clients	0	0	0	0
Intrafund Expense	190,751	41,976	187,192	187,192
Interfund Expense	0	91,147	92,012	92,012
Transfers Out	111,726	38,740	0	0

<b>Total Expenditures/Appropriations</b>	<b>2,452,867</b>	<b>2,642,688</b>	<b>2,290,698</b>	<b>2,290,698</b>
--	------------------	------------------	------------------	------------------

<b>Activity Total: Other Protection</b>	<b>1,087,216</b>	<b>1,883,523</b>	<b>1,931,594</b>	<b>1,931,594</b>
---	------------------	------------------	------------------	------------------

# County of Marin

## Financing Sources and Uses by Budget Unit by Object Governmental Funds Fiscal Year 2020-21

Detail by Revenue Category and Expenditure Object	2018-19 Actual	2019-20 Estimated	2020-21 Recommended	2020-21 Adopted by the Board of Supervisors
1	2	3	4	5

**Budget Unit:** 260 SHERIFF CORONERS OFFICE

**Function:** Public Protection

**Activity:** Police Protection

### Revenues

Fines, Forfeitures, and Penalties	863,218	829,583	447,620	447,620
Use of Money and Property	239,315	151,046	0	0
Intergovernmental Revenues	9,928,620	9,659,395	7,305,615	7,305,615
Charges for Current Services	6,083,193	5,728,191	5,875,453	5,875,453
Miscellaneous Revenues	111,632	30,728	115,239	115,239
Other Financing Sources	1,180,441	1,895,726	176,267	176,267
<b>Total Revenues</b>	<b>18,406,419</b>	<b>18,294,669</b>	<b>13,920,194</b>	<b>13,920,194</b>

### Expenditures/Appropriations

Salary and Benefits	33,227,171	33,166,790	38,187,997	37,337,997
Services and Supplies	4,645,918	3,672,716	2,804,686	2,804,686
Support of Clients	0	0	0	0
Intrafund Expense	3,962,760	3,354,046	3,437,909	3,437,909
Interfund Expense	(16,685)	333,444	323,537	323,537
Transfers Out	1,221,541	1,895,726	176,267	176,267
Contingencies	0	0	0	0
<b>Total Expenditures/Appropriations</b>	<b>43,040,705</b>	<b>42,422,722</b>	<b>44,930,396</b>	<b>44,080,396</b>

**Activity Total: Police Protection**

**24,634,286**

**24,128,053**

**31,010,202**

**30,160,202**

**Function Total: Public Protection**

**42,692,965**

**45,351,781**

**50,781,660**

**49,081,660**

**Grand Total: 260 SHERIFF CORONERS OFFICE**

**42,692,965**

**45,351,781**

**50,781,660**

**49,081,660**

# County of Marin

## Financing Sources and Uses by Budget Unit by Object Governmental Funds Fiscal Year 2020-21

Detail by Revenue Category and Expenditure Object	2018-19 Actual	2019-20 Estimated	2020-21 Recommended	2020-21 Adopted by the Board of Supervisors
1	2	3	4	5

**Budget Unit:** 300 COUNTY ADMINISTRATORS OFFICE

**Function:** General Government

**Activity:** Legislative and Administrative

**Revenues**

Use of Money and Property	160,581	150,906	146,525	146,525
Charges for Current Services	0	0	0	0
Miscellaneous Revenues	300,000	0	0	0
Other Financing Sources	0	0	0	0
<b>Total Revenues</b>	<b>460,581</b>	<b>150,906</b>	<b>146,525</b>	<b>146,525</b>

**Expenditures/Appropriations**

Salary and Benefits	3,075,569	3,378,561	3,499,567	3,499,567
Services and Supplies	4,806,589	4,102,820	4,144,977	4,144,977
Intrafund Expense	(58,601)	(105,032)	(18,732)	(18,732)
Interfund Expense	(967,197)	(891,734)	(1,169,552)	(1,169,552)
Other Financing Uses	535,850	1,080,275	0	0
Transfers Out	0	2,016	0	0
<b>Total Expenditures/Appropriations</b>	<b>7,392,210</b>	<b>7,566,906</b>	<b>6,456,260</b>	<b>6,456,260</b>

<b>Activity Total: Legislative and Administrative</b>	<b>6,931,629</b>	<b>7,416,000</b>	<b>6,309,735</b>	<b>6,309,735</b>
---	------------------	------------------	------------------	------------------

# County of Marin

## Financing Sources and Uses by Budget Unit by Object Governmental Funds Fiscal Year 2020-21

Detail by Revenue Category and Expenditure Object	2018-19 Actual	2019-20 Estimated	2020-21 Recommended	2020-21 Adopted by the Board of Supervisors
1	2	3	4	5

**Budget Unit:** 300 COUNTY ADMINISTRATORS OFFICE

**Function:** General Government

**Activity:** Other General

**Expenditures/Appropriations**

Salary and Benefits	1	0	0	0
<b>Total Expenditures/Appropriations</b>	<b>1</b>	<b>0</b>	<b>0</b>	<b>0</b>
<b>Activity Total: Other General</b>	<b>1</b>	<b>0</b>	<b>0</b>	<b>0</b>

# County of Marin

## Financing Sources and Uses by Budget Unit by Object Governmental Funds Fiscal Year 2020-21

Detail by Revenue Category and Expenditure Object	2018-19 Actual	2019-20 Estimated	2020-21 Recommended	2020-21 Adopted by the Board of Supervisors
1	2	3	4	5

**Budget Unit:** 300 COUNTY ADMINISTRATORS OFFICE

**Function:** General Government

**Activity:** Property Management

**Revenues**

Intergovernmental Revenues	0	0	0	0
Charges for Current Services	80,000	0	0	0
Other Financing Sources	0	81,600	83,232	83,232
<b>Total Revenues</b>	<b>80,000</b>	<b>81,600</b>	<b>83,232</b>	<b>83,232</b>

**Expenditures/Appropriations**

Salary and Benefits	409,135	421,934	427,108	427,108
Services and Supplies	890	689,358	6,000	6,000
Intrafund Expense	6,854	0	(121,947)	(121,947)
Interfund Expense	0	739	1,927	1,927
<b>Total Expenditures/Appropriations</b>	<b>416,879</b>	<b>1,112,031</b>	<b>313,088</b>	<b>313,088</b>

<b>Activity Total: Property Management</b>	<b>336,879</b>	<b>1,030,431</b>	<b>229,856</b>	<b>229,856</b>
<b>Function Total: General Government</b>	<b>7,268,509</b>	<b>8,446,431</b>	<b>6,539,591</b>	<b>6,539,591</b>

# County of Marin

## Financing Sources and Uses by Budget Unit by Object Governmental Funds Fiscal Year 2020-21

Detail by Revenue Category and Expenditure Object	2018-19 Actual	2019-20 Estimated	2020-21 Recommended	2020-21 Adopted by the Board of Supervisors
1	2	3	4	5

**Budget Unit:** 300 COUNTY ADMINISTRATORS OFFICE

**Function:** Public Protection

**Activity:** Other Protection

### Revenues

Licenses, Permits and Franchises	283,166	230,024	250,000	250,000
Fines, Forfeitures, and Penalties	0	500	0	0
Intergovernmental Revenues	0	0	0	0
Charges for Current Services	2,313,561	2,401,352	2,461,809	2,461,809
<b>Total Revenues</b>	<b>2,596,727</b>	<b>2,631,876</b>	<b>2,711,809</b>	<b>2,711,809</b>

### Expenditures/Appropriations

Salary and Benefits	20,000	20,917	21,440	21,440
Services and Supplies	3,515,542	3,620,640	3,693,791	3,693,791
Intrafund Expense	5,825	700	4,000	4,000
Interfund Expense	0	132	241	241
Other Financing Uses	0	0	0	0
<b>Total Expenditures/Appropriations</b>	<b>3,541,367</b>	<b>3,642,389</b>	<b>3,719,472</b>	<b>3,719,472</b>

**Activity Total: Other Protection** 944,640 1,010,513 1,007,663 1,007,663

**Function Total: Public Protection** 944,640 1,010,513 1,007,663 1,007,663

**Grand Total: 300 COUNTY ADMINISTRATORS OFFICE** 8,213,149 9,456,944 7,547,254 7,547,254



# County of Marin

## Financing Sources and Uses by Budget Unit by Object Governmental Funds Fiscal Year 2020-21

Detail by Revenue Category and Expenditure Object	2018-19 Actual	2019-20 Estimated	2020-21 Recommended	2020-21 Adopted by the Board of Supervisors
1	2	3	4	5

**Budget Unit:** 310 ASSESSOR RECORDER COUNTY CLERK

**Function:** General Government

**Activity:** Finance

**Revenues**

Taxes	0	(166)	0	0
Use of Money and Property	110,052	108,876	0	0
Charges for Current Services	2,006,443	1,688,971	1,711,100	1,711,100
Miscellaneous Revenues	14,297	19,034	12,148	12,148
<b>Total Revenues</b>	<b>2,130,792</b>	<b>1,816,715</b>	<b>1,723,248</b>	<b>1,723,248</b>

**Expenditures/Appropriations**

Salary and Benefits	7,184,440	7,611,468	8,245,368	8,245,368
Services and Supplies	132,449	153,195	183,533	183,533
Intrafund Expense	291,639	244,546	270,790	270,790
Interfund Expense	0	49,282	57,689	57,689
Transfers Out	0	400,000	0	0
<b>Total Expenditures/Appropriations</b>	<b>7,608,528</b>	<b>8,458,491</b>	<b>8,757,380</b>	<b>8,757,380</b>

<b>Activity Total: Finance</b>	<b>5,477,736</b>	<b>6,641,776</b>	<b>7,034,132</b>	<b>7,034,132</b>
--------------------------------	------------------	------------------	------------------	------------------

<b>Function Total: General Government</b>	<b>5,477,736</b>	<b>6,641,776</b>	<b>7,034,132</b>	<b>7,034,132</b>
---	------------------	------------------	------------------	------------------

# County of Marin

## Financing Sources and Uses by Budget Unit by Object Governmental Funds Fiscal Year 2020-21

Detail by Revenue Category and Expenditure Object	2018-19 Actual	2019-20 Estimated	2020-21 Recommended	2020-21 Adopted by the Board of Supervisors
1	2	3	4	5

**Budget Unit:** 310 ASSESSOR RECORDER COUNTY CLERK

**Function:** Public Protection

**Activity:** Other Protection

**Revenues**

Use of Money and Property	60,354	34,474	4,100	4,100
Charges for Current Services	1,571,238	1,954,051	2,438,658	2,438,658
Miscellaneous Revenues	320	380	0	0
Other Financing Sources	260,664	260,665	260,665	260,665
<b>Total Revenues</b>	<b>1,892,576</b>	<b>2,249,570</b>	<b>2,703,423</b>	<b>2,703,423</b>

**Expenditures/Appropriations**

Salary and Benefits	1,824,417	1,761,767	1,875,957	1,875,957
Services and Supplies	303,622	193,833	528,919	528,919
Intrafund Expense	55,583	25,760	93,730	93,730
Interfund Expense	37,620	52,914	53,140	53,140
Transfers Out	260,664	260,665	260,665	260,665
<b>Total Expenditures/Appropriations</b>	<b>2,481,906</b>	<b>2,294,939</b>	<b>2,812,411</b>	<b>2,812,411</b>

<b>Activity Total: Other Protection</b>	<b>589,330</b>	<b>45,369</b>	<b>108,988</b>	<b>108,988</b>
---	----------------	---------------	----------------	----------------

<b>Function Total: Public Protection</b>	<b>589,330</b>	<b>45,369</b>	<b>108,988</b>	<b>108,988</b>
--	----------------	---------------	----------------	----------------

<b>Grand Total: 310 ASSESSOR RECORDER COUNTY CLERK</b>	<b>6,067,066</b>	<b>6,687,145</b>	<b>7,143,120</b>	<b>7,143,120</b>
--	------------------	------------------	------------------	------------------

# County of Marin

## Financing Sources and Uses by Budget Unit by Object Governmental Funds Fiscal Year 2020-21

Detail by Revenue Category and Expenditure Object	2018-19 Actual	2019-20 Estimated	2020-21 Recommended	2020-21 Adopted by the Board of Supervisors
1	2	3	4	5

**Budget Unit:** 320 DEPARTMENT OF FINANCE

**Function:** General Government

**Activity:** Finance

### Revenues

Taxes	70,177	65,915	60,000	60,000
Fines, Forfeitures, and Penalties	89,530	61,120	93,900	93,900
Use of Money and Property	1,589,858	(1,589,858)	0	0
Intergovernmental Revenues	219,481	228,929	215,000	215,000
Charges for Current Services	3,294,065	3,208,155	3,198,687	3,198,687
Miscellaneous Revenues	54,605	61,128	55,000	55,000
<b>Total Revenues</b>	<b>5,317,716</b>	<b>2,035,389</b>	<b>3,622,587</b>	<b>3,622,587</b>

### Expenditures/Appropriations

Salary and Benefits	7,097,706	7,281,135	8,511,870	8,511,870
Services and Supplies	715,181	742,250	833,803	833,803
Intrafund Expense	310,904	274,049	340,360	340,360
Interfund Expense	0	54,935	56,518	56,518
Other Financing Uses	0	0	0	0
Transfers Out	210,000	454,000	0	0
<b>Total Expenditures/Appropriations</b>	<b>8,333,791</b>	<b>8,806,369</b>	<b>9,742,551</b>	<b>9,742,551</b>

**Activity Total: Finance** 3,016,075 6,770,980 6,119,964 6,119,964

**Function Total: General Government** 3,016,075 6,770,980 6,119,964 6,119,964

# County of Marin

## Financing Sources and Uses by Budget Unit by Object Governmental Funds Fiscal Year 2020-21

Detail by Revenue Category and Expenditure Object	2018-19 Actual	2019-20 Estimated	2020-21 Recommended	2020-21 Adopted by the Board of Supervisors
1	2	3	4	5

**Budget Unit:** 320 DEPARTMENT OF FINANCE

**Function:** Public Protection

**Activity:** Other Protection

**Revenues**

Use of Money and Property	342	4,495	0	0
Charges for Current Services	485,739	456,352	468,405	468,405
<b>Total Revenues</b>	<b>486,081</b>	<b>460,847</b>	<b>468,405</b>	<b>468,405</b>

**Expenditures/Appropriations**

Salary and Benefits	515,142	464,611	588,431	588,431
Services and Supplies	48,566	83,453	49,407	49,407
Intrafund Expense	17,731	10,807	35,387	35,387
Interfund Expense	0	3,788	3,853	3,853
Other Financing Uses	0	0	0	0
<b>Total Expenditures/Appropriations</b>	<b>581,439</b>	<b>562,659</b>	<b>677,078</b>	<b>677,078</b>

<b>Activity Total: Other Protection</b>	<b>95,358</b>	<b>101,812</b>	<b>208,673</b>	<b>208,673</b>
---	---------------	----------------	----------------	----------------

<b>Function Total: Public Protection</b>	<b>95,358</b>	<b>101,812</b>	<b>208,673</b>	<b>208,673</b>
--	---------------	----------------	----------------	----------------

<b>Grand Total: 320 DEPARTMENT OF FINANCE</b>	<b>3,111,433</b>	<b>6,872,792</b>	<b>6,328,637</b>	<b>6,328,637</b>
---	------------------	------------------	------------------	------------------

# County of Marin

## Financing Sources and Uses by Budget Unit by Object Governmental Funds Fiscal Year 2020-21

Detail by Revenue Category and Expenditure Object	2018-19 Actual	2019-20 Estimated	2020-21 Recommended	2020-21 Adopted by the Board of Supervisors
1	2	3	4	5

**Budget Unit:** 330 BOARD OF SUPERVISORS

**Function:** General Government

**Activity:** Legislative and Administrative

### Revenues

Charges for Current Services	100,222	150,901	104,000	104,000
Miscellaneous Revenues	300	0	0	0
<b>Total Revenues</b>	<b>100,522</b>	<b>150,901</b>	<b>104,000</b>	<b>104,000</b>

### Expenditures/Appropriations

Salary and Benefits	3,236,358	3,275,698	3,459,997	3,459,997
Services and Supplies	181,824	159,344	170,140	170,140
Intrafund Expense	241,972	213,670	270,983	270,983
Interfund Expense	0	19,888	20,225	20,225
<b>Total Expenditures/Appropriations</b>	<b>3,660,154</b>	<b>3,668,600</b>	<b>3,921,345</b>	<b>3,921,345</b>

**Activity Total: Legislative and Administrative**

**3,559,632      3,517,699      3,817,345      3,817,345**

**Function Total: General Government**

**3,559,632      3,517,699      3,817,345      3,817,345**

**Grand Total: 330 BOARD OF SUPERVISORS**

**3,559,632      3,517,699      3,817,345      3,817,345**

# County of Marin

## Financing Sources and Uses by Budget Unit by Object Governmental Funds Fiscal Year 2020-21

Detail by Revenue Category and Expenditure Object	2018-19 Actual	2019-20 Estimated	2020-21 Recommended	2020-21 Adopted by the Board of Supervisors
1	2	3	4	5

**Budget Unit:** 340 COUNTY COUNSEL

**Function:** General Government

**Activity:** County Counsel

### Revenues

Charges for Current Services	541,630	375,853	600,000	600,000
Miscellaneous Revenues	3,241	1,500	0	0
<b>Total Revenues</b>	<b>544,871</b>	<b>377,353</b>	<b>600,000</b>	<b>600,000</b>

### Expenditures/Appropriations

Salary and Benefits	4,669,696	4,804,406	5,232,848	5,232,848
Services and Supplies	288,660	210,044	202,770	202,770
Intrafund Expense	164,547	138,163	166,942	166,942
Interfund Expense	0	21,403	21,124	21,124
<b>Total Expenditures/Appropriations</b>	<b>5,122,903</b>	<b>5,174,016</b>	<b>5,623,684</b>	<b>5,623,684</b>
<b>Activity Total: County Counsel</b>	<b>4,578,032</b>	<b>4,796,663</b>	<b>5,023,684</b>	<b>5,023,684</b>

# County of Marin

## Financing Sources and Uses by Budget Unit by Object Governmental Funds Fiscal Year 2020-21

Detail by Revenue Category and Expenditure Object	2018-19 Actual	2019-20 Estimated	2020-21 Recommended	2020-21 Adopted by the Board of Supervisors
1	2	3	4	5

**Budget Unit:** 340 COUNTY COUNSEL

**Function:** General Government

**Activity:** Personnel

### Expenditures/Appropriations

Salary and Benefits	44,454	19,486	46,154	46,154
Services and Supplies	86,890	72,265	89,800	89,800
Intrafund Expense	25,173	22,073	24,288	24,288
Interfund Expense	0	379	385	385
<b>Total Expenditures/Appropriations</b>	<b>156,517</b>	<b>114,203</b>	<b>160,627</b>	<b>160,627</b>
<b>Activity Total: Personnel</b>	<b>156,517</b>	<b>114,203</b>	<b>160,627</b>	<b>160,627</b>
<b>Function Total: General Government</b>	<b>4,734,549</b>	<b>4,910,866</b>	<b>5,184,311</b>	<b>5,184,311</b>
<b>Grand Total: 340COUNTY COUNSEL</b>	<b>4,734,549</b>	<b>4,910,866</b>	<b>5,184,311</b>	<b>5,184,311</b>

# County of Marin

## Financing Sources and Uses by Budget Unit by Object Governmental Funds Fiscal Year 2020-21

Detail by Revenue Category and Expenditure Object	2018-19 Actual	2019-20 Estimated	2020-21 Recommended	2020-21 Adopted by the Board of Supervisors
1	2	3	4	5

**Budget Unit:** 350 HUMAN RESOURCES

**Function:** General Government

**Activity:** Personnel

**Revenues**

Charges for Current Services	0	0	0	0
Miscellaneous Revenues	0	0	0	0
<b>Total Revenues</b>	<b>0</b>	<b>0</b>	<b>0</b>	<b>0</b>

**Expenditures/Appropriations**

Salary and Benefits	4,972,894	5,317,250	5,902,633	5,902,633
Services and Supplies	1,431,086	1,110,633	1,080,968	1,080,968
Support of Clients	0	0	0	0
Intrafund Expense	172,340	201,656	206,135	206,135
Interfund Expense	0	32,124	35,423	35,423

**Total Expenditures/Appropriations**

<b>Activity Total: Personnel</b>	<b>6,576,320</b>	<b>6,661,663</b>	<b>7,225,159</b>	<b>7,225,159</b>
<b>Function Total: General Government</b>	<b>6,576,320</b>	<b>6,661,663</b>	<b>7,225,159</b>	<b>7,225,159</b>

<b>Grand Total: 350 HUMAN RESOURCES</b>	<b>6,576,320</b>	<b>6,661,663</b>	<b>7,225,159</b>	<b>7,225,159</b>
---	------------------	------------------	------------------	------------------



# County of Marin

## Financing Sources and Uses by Budget Unit by Object Governmental Funds Fiscal Year 2020-21

Detail by Revenue Category and Expenditure Object	2018-19 Actual	2019-20 Estimated	2020-21 Recommended	2020-21 Adopted by the Board of Supervisors
1	2	3	4	5

**Budget Unit:** 360 INFORMATION SVC AND TECHNOLOGY

**Function:** General Government

**Activity:** Other General

### Revenues

Intergovernmental Revenues	27,509	0	0	0
Charges for Current Services	1,968,483	1,253,381	1,665,174	1,665,174
Miscellaneous Revenues	0	0	0	0
Other Financing Sources	0	0	0	0
<b>Total Revenues</b>	<b>1,995,992</b>	<b>1,253,381</b>	<b>1,665,174</b>	<b>1,665,174</b>

### Expenditures/Appropriations

Salary and Benefits	15,508,107	16,415,195	16,985,709	16,985,709
Services and Supplies	7,547,379	7,343,970	5,365,983	5,365,983
Intrafund Expense	(1,076,004)	(1,073,708)	(1,091,419)	(1,091,419)
Interfund Expense	0	177,498	160,741	160,741
<b>Total Expenditures/Appropriations</b>	<b>21,979,482</b>	<b>22,862,955</b>	<b>21,421,014</b>	<b>21,421,014</b>

**Activity Total: Other General** 19,983,490 21,609,574 19,755,840 19,755,840

**Function Total: General Government** 19,983,490 21,609,574 19,755,840 19,755,840

**Grand Total: 360 INFORMATION SVC AND TECHNOLOGY** 19,983,490 21,609,574 19,755,840 19,755,840

# County of Marin

## Financing Sources and Uses by Budget Unit by Object Governmental Funds Fiscal Year 2020-21

Detail by Revenue Category and Expenditure Object	2018-19 Actual	2019-20 Estimated	2020-21 Recommended	2020-21 Adopted by the Board of Supervisors
1	2	3	4	5

**Budget Unit:** 380 MCERA

**Function:** General Government

**Activity:** Other General

**Revenues**

Use of Money and Property	1,306	(1,306)	0	0
Intergovernmental Revenues	2,464,975	2,378,486	0	0
Miscellaneous Revenues	0	0	3,187,974	3,187,974
<b>Total Revenues</b>	<b>2,466,281</b>	<b>2,377,180</b>	<b>3,187,974</b>	<b>3,187,974</b>

**Expenditures/Appropriations**

Salary and Benefits	2,471,054	2,658,350	3,168,709	3,168,709
Services and Supplies	0	348	0	0
Interfund Expense	0	0	19,265	19,265
<b>Total Expenditures/Appropriations</b>	<b>2,471,054</b>	<b>2,658,698</b>	<b>3,187,974</b>	<b>3,187,974</b>

<b>Activity Total: Other General</b>	<b>4,773</b>	<b>281,518</b>	<b>0</b>	<b>0</b>
<b>Function Total: General Government</b>	<b>4,773</b>	<b>281,518</b>	<b>0</b>	<b>0</b>
<b>Grand Total: 380 MCERA</b>	<b>4,773</b>	<b>281,518</b>	<b>0</b>	<b>0</b>

# County of Marin

## Financing Sources and Uses by Budget Unit by Object Governmental Funds Fiscal Year 2020-21

Detail by Revenue Category and Expenditure Object	2018-19 Actual	2019-20 Estimated	2020-21 Recommended	2020-21 Adopted by the Board of Supervisors
1	2	3	4	5

**Budget Unit:** 390 ELECTIONS  
**Function:** General Government  
**Activity:** Elections

### Revenues

Intergovernmental Revenues	10,893	635,851	3,120	3,120
Charges for Current Services	772,796	674,606	495,000	495,000
Miscellaneous Revenues	5,469	8,823	5,000	5,000
<b>Total Revenues</b>	<b>789,158</b>	<b>1,319,280</b>	<b>503,120</b>	<b>503,120</b>

### Expenditures/Appropriations

Salary and Benefits	1,502,504	1,710,437	1,854,086	1,854,086
Services and Supplies	1,419,059	2,193,355	1,416,167	1,416,167
Intrafund Expense	125,943	153,301	149,012	149,012
Interfund Expense	0	9,470	9,633	9,633
Transfers Out	0	100,000	0	0
<b>Total Expenditures/Appropriations</b>	<b>3,047,506</b>	<b>4,166,563</b>	<b>3,428,898</b>	<b>3,428,898</b>

<b>Activity Total: Elections</b>	<b>2,258,348</b>	<b>2,847,283</b>	<b>2,925,778</b>	<b>2,925,778</b>
<b>Function Total: General Government</b>	<b>2,258,348</b>	<b>2,847,283</b>	<b>2,925,778</b>	<b>2,925,778</b>

<b>Grand Total: 390 ELECTIONS</b>	<b>2,258,348</b>	<b>2,847,283</b>	<b>2,925,778</b>	<b>2,925,778</b>
-----------------------------------	------------------	------------------	------------------	------------------

# County of Marin

## Financing Sources and Uses by Budget Unit by Object Governmental Funds Fiscal Year 2020-21

Detail by Revenue Category and Expenditure Object	2018-19 Actual	2019-20 Estimated	2020-21 Recommended	2020-21 Adopted by the Board of Supervisors
1	2	3	4	5

**Budget Unit:** 400 COMMUNITY DEVELOPMENT AGENCY

**Function:** Public Protection

**Activity:** Other Protection

### Revenues

Taxes	25,391	0	75,000	75,000
Licenses, Permits and Franchises	1,311,690	1,402,252	1,490,904	1,490,904
Fines, Forfeitures, and Penalties	20,528	24,485	49,000	49,000
Use of Money and Property	7,517	5,046	0	0
Intergovernmental Revenues	992,891	1,231,373	0	0
Charges for Current Services	1,284,249	613,059	392,697	392,697
Miscellaneous Revenues	39,616	11,232	0	0
Other Financing Sources	150,000	0	0	0
<b>Total Revenues</b>	<b>3,831,882</b>	<b>3,287,447</b>	<b>2,007,601</b>	<b>2,007,601</b>

### Expenditures/Appropriations

Salary and Benefits	4,579,084	4,888,577	4,659,010	4,659,010
Services and Supplies	1,192,317	1,437,863	309,482	309,482
Intrafund Expense	968,419	754,166	1,063,571	1,063,571
Interfund Expense	86,212	118,902	128,922	128,922
<b>Total Expenditures/Appropriations</b>	<b>6,826,032</b>	<b>7,199,508</b>	<b>6,160,985</b>	<b>6,160,985</b>
<b>Activity Total: Other Protection</b>	<b>2,994,150</b>	<b>3,912,061</b>	<b>4,153,384</b>	<b>4,153,384</b>

# County of Marin

## Financing Sources and Uses by Budget Unit by Object Governmental Funds Fiscal Year 2020-21

Detail by Revenue Category and Expenditure Object	2018-19 Actual	2019-20 Estimated	2020-21 Recommended	2020-21 Adopted by the Board of Supervisors
1	2	3	4	5

**Budget Unit:** 400 COMMUNITY DEVELOPMENT AGENCY

**Function:** Public Protection

**Activity:** Protective Inspection

### Revenues

Licenses, Permits and Franchises	3,260,032	3,049,507	5,075,387	5,075,387
Fines, Forfeitures, and Penalties	0	0	0	0
Use of Money and Property	29,661	22,189	0	0
Charges for Current Services	162,543	157,499	305,035	305,035
Miscellaneous Revenues	0	0	0	0
Other Financing Sources	429,918	61,062	0	0
<b>Total Revenues</b>	<b>3,882,154</b>	<b>3,290,257</b>	<b>5,380,422</b>	<b>5,380,422</b>

### Expenditures/Appropriations

Salary and Benefits	2,801,544	2,890,331	3,792,173	3,792,173
Services and Supplies	464,878	425,533	755,900	755,900
Interfund Expense	632,891	766,659	832,349	832,349
<b>Total Expenditures/Appropriations</b>	<b>3,899,313</b>	<b>4,082,523</b>	<b>5,380,422</b>	<b>5,380,422</b>
<b>Activity Total: Protective Inspection</b>	<b>17,159</b>	<b>792,266</b>	<b>0</b>	<b>0</b>
<b>Function Total: Public Protection</b>	<b>3,011,309</b>	<b>4,704,327</b>	<b>4,153,384</b>	<b>4,153,384</b>

# County of Marin

## Financing Sources and Uses by Budget Unit by Object Governmental Funds Fiscal Year 2020-21

Detail by Revenue Category and Expenditure Object	2018-19 Actual	2019-20 Estimated	2020-21 Recommended	2020-21 Adopted by the Board of Supervisors
1	2	3	4	5

**Budget Unit:** 400 COMMUNITY DEVELOPMENT AGENCY

**Function:** Health and Sanitation

**Activity:** Health

### Revenues

Taxes	155,618	162,542	158,200	158,200
Licenses, Permits and Franchises	3,728,281	3,361,983	3,888,603	3,888,603
Use of Money and Property	40,078	31,238	1,123	1,123
Intergovernmental Revenues	131,177	103,633	220,000	220,000
Charges for Current Services	344,181	347,107	277,148	277,148
Miscellaneous Revenues	11,525	14,039	7,000	7,000
Other Financing Sources	78,110	122,961	0	0
<b>Total Revenues</b>	<b>4,488,970</b>	<b>4,143,503</b>	<b>4,552,074</b>	<b>4,552,074</b>

### Expenditures/Appropriations

Salary and Benefits	3,132,202	3,409,511	4,021,060	4,021,060
Services and Supplies	326,704	280,941	287,622	287,622
Intrafund Expense	0	(1)	0	0
Interfund Expense	1,003,211	823,576	864,903	864,903
Other Financing Uses	77,313	77,286	77,259	77,259
<b>Total Expenditures/Appropriations</b>	<b>4,539,430</b>	<b>4,591,313</b>	<b>5,250,844</b>	<b>5,250,844</b>

**Activity Total: Health**

**50,460**

**447,810**

**698,770**

**698,770**

**Function Total: Health and Sanitation**

**50,460**

**447,810**

**698,770**

**698,770**

# County of Marin

## Financing Sources and Uses by Budget Unit by Object Governmental Funds Fiscal Year 2020-21

Detail by Revenue Category and Expenditure Object	2018-19 Actual	2019-20 Estimated	2020-21 Recommended	2020-21 Adopted by the Board of Supervisors
1	2	3	4	5

**Budget Unit:** 400 COMMUNITY DEVELOPMENT AGENCY

**Function:** Public Assistance

**Activity:** Other Assistance

### Revenues

Taxes	183,604	567,149	350,000	350,000
Licenses, Permits and Franchises	722,709	507,041	463,550	463,550
Use of Money and Property	736,955	270,238	0	0
Intergovernmental Revenues	2,885,728	2,062,103	2,336,490	2,336,490
Charges for Current Services	9,503	29,850	0	0
Miscellaneous Revenues	20,583	28,728	0	0
Other Financing Sources	4,525,047	7,425,047	425,047	425,047

<b>Total Revenues</b>	<b>9,084,129</b>	<b>10,890,156</b>	<b>3,575,087</b>	<b>3,575,087</b>
-----------------------	------------------	-------------------	------------------	------------------

### Expenditures/Appropriations

Salary and Benefits	1,698,993	1,793,614	2,169,258	2,169,258
Services and Supplies	2,045,727	2,635,079	2,289,650	2,289,650
Capital Assets	0	4,307,990	350,000	350,000
Intrafund Expense	(530,038)	(303,811)	(375,308)	(375,308)
Interfund Expense	(451,588)	(552,179)	(739,586)	(739,586)
Transfers Out	175,047	175,047	175,047	175,047

<b>Total Expenditures/Appropriations</b>	<b>2,938,141</b>	<b>8,055,740</b>	<b>3,869,061</b>	<b>3,869,061</b>
--	------------------	------------------	------------------	------------------

<b>Activity Total: Other Assistance</b>	<b>(6,145,988)</b>	<b>(2,834,416)</b>	<b>293,974</b>	<b>293,974</b>
---	--------------------	--------------------	----------------	----------------

<b>Function Total: Public Assistance</b>	<b>(6,145,988)</b>	<b>(2,834,416)</b>	<b>293,974</b>	<b>293,974</b>
--	--------------------	--------------------	----------------	----------------

<b>Grand Total: 400 COMMUNITY DEVELOPMENT AGENCY</b>	<b>(3,084,219)</b>	<b>2,317,721</b>	<b>5,146,128</b>	<b>5,146,128</b>
--	--------------------	------------------	------------------	------------------

# County of Marin

## Financing Sources and Uses by Budget Unit by Object Governmental Funds Fiscal Year 2020-21

Detail by Revenue Category and Expenditure Object	2018-19 Actual	2019-20 Estimated	2020-21 Recommended	2020-21 Adopted by the Board of Supervisors
1	2	3	4	5

**Budget Unit:** 410 DEPARTMENT OF PUBLIC WORKS

**Function:** General Government

**Activity:** Communication

**Revenues**

Use of Money and Property	14,817	19,626	15,000	15,000
Intergovernmental Revenues	1,040,983	623,759	0	0
Charges for Current Services	969,734	1,083,945	1,323,000	1,323,000
Miscellaneous Revenues	1,036	0	0	0
<b>Total Revenues</b>	<b>2,026,570</b>	<b>1,727,330</b>	<b>1,338,000</b>	<b>1,338,000</b>

**Expenditures/Appropriations**

Salary and Benefits	2,421,559	2,213,666	2,720,874	2,720,874
Services and Supplies	1,749,880	1,595,021	476,650	476,650
Intrafund Expense	393,568	395,796	395,105	395,105
Interfund Expense	138	47,822	38,649	38,649

<b>Total Expenditures/Appropriations</b>	<b>4,565,145</b>	<b>4,252,305</b>	<b>3,631,278</b>	<b>3,631,278</b>
--	------------------	------------------	------------------	------------------

<b>Activity Total: Communication</b>	<b>2,538,575</b>	<b>2,524,975</b>	<b>2,293,278</b>	<b>2,293,278</b>
--------------------------------------	------------------	------------------	------------------	------------------



# County of Marin

## Financing Sources and Uses by Budget Unit by Object Governmental Funds Fiscal Year 2020-21

Detail by Revenue Category and Expenditure Object	2018-19 Actual	2019-20 Estimated	2020-21 Recommended	2020-21 Adopted by the Board of Supervisors
1	2	3	4	5

**Budget Unit:** 410 DEPARTMENT OF PUBLIC WORKS

**Function:** General Government

**Activity:** Finance

**Revenues**

Miscellaneous Revenues	26,984	25,835	32,000	32,000
<b>Total Revenues</b>	<b>26,984</b>	<b>25,835</b>	<b>32,000</b>	<b>32,000</b>

**Expenditures/Appropriations**

Salary and Benefits	792,653	928,970	772,916	772,916
Services and Supplies	32,185	19,986	37,000	37,000
Intrafund Expense	262,708	230,627	243,241	243,241
Interfund Expense	0	4,736	6,027	6,027
<b>Total Expenditures/Appropriations</b>	<b>1,087,546</b>	<b>1,184,319</b>	<b>1,059,184</b>	<b>1,059,184</b>
<b>Activity Total: Finance</b>	<b>1,060,562</b>	<b>1,158,484</b>	<b>1,027,184</b>	<b>1,027,184</b>

# County of Marin

## Financing Sources and Uses by Budget Unit by Object Governmental Funds Fiscal Year 2020-21

Detail by Revenue Category and Expenditure Object	2018-19 Actual	2019-20 Estimated	2020-21 Recommended	2020-21 Adopted by the Board of Supervisors
1	2	3	4	5

**Budget Unit:** 410 DEPARTMENT OF PUBLIC WORKS

**Function:** General Government

**Activity:** Other General

**Revenues**

Intergovernmental Revenues	3,093,315	2,378,220	10,140	10,140
Charges for Current Services	2,693,921	1,759,738	1,811,663	1,811,663
Miscellaneous Revenues	128,303	12,249	0	0
Other Financing Sources	0	0	0	0
<b>Total Revenues</b>	<b>5,915,539</b>	<b>4,150,207</b>	<b>1,821,803</b>	<b>1,821,803</b>

**Expenditures/Appropriations**

Salary and Benefits	4,364,919	4,737,015	4,575,512	4,575,512
Services and Supplies	7,090,285	6,395,401	2,991,000	2,991,000
Intrafund Expense	(3,548,954)	(1,621,317)	(1,460,915)	(1,460,915)
Interfund Expense	67,132	198,838	302,313	302,313
Transfers Out	0	0	0	0
<b>Total Expenditures/Appropriations</b>	<b>7,973,382</b>	<b>9,709,937</b>	<b>6,407,910</b>	<b>6,407,910</b>

<b>Activity Total: Other General</b>	<b>2,057,843</b>	<b>5,559,730</b>	<b>4,586,107</b>	<b>4,586,107</b>
--------------------------------------	------------------	------------------	------------------	------------------

# County of Marin

## Financing Sources and Uses by Budget Unit by Object Governmental Funds Fiscal Year 2020-21

Detail by Revenue Category and Expenditure Object	2018-19 Actual	2019-20 Estimated	2020-21 Recommended	2020-21 Adopted by the Board of Supervisors
1	2	3	4	5

**Budget Unit:** 410 DEPARTMENT OF PUBLIC WORKS

**Function:** General Government

**Activity:** Plant Acquisition

### Revenues

Licenses, Permits and Franchises	465,226	366,981	258,000	258,000
Use of Money and Property	121,690	(121,690)	0	0
Intergovernmental Revenues	1,435,615	300,000	0	0
Charges for Current Services	2,351,484	1,212,702	1,059,822	1,059,822
Miscellaneous Revenues	725	110,285	0	0
Other Financing Sources	2,223,852	2,380,000	5,000,000	5,000,000
<b>Total Revenues</b>	<b>6,598,592</b>	<b>4,248,278</b>	<b>6,317,822</b>	<b>6,317,822</b>

### Expenditures/Appropriations

Salary and Benefits	2,315,798	3,058,007	4,158,450	4,158,450
Services and Supplies	12,672,965	14,203,935	5,057,450	5,057,450
Intrafund Expense	10,517	214,644	340,996	340,996
Interfund Expense	1,534,569	942,720	907,452	907,452
Transfers Out	150,000	0	0	0

**Total Expenditures/Appropriations**      **16,683,849**      **18,419,306**      **10,464,348**      **10,464,348**

**Activity Total: Plant Acquisition**      **10,085,257**      **14,171,028**      **4,146,526**      **4,146,526**

# County of Marin

## Financing Sources and Uses by Budget Unit by Object Governmental Funds Fiscal Year 2020-21

Detail by Revenue Category and Expenditure Object	2018-19 Actual	2019-20 Estimated	2020-21 Recommended	2020-21 Adopted by the Board of Supervisors
1	2	3	4	5

**Budget Unit:** 410 DEPARTMENT OF PUBLIC WORKS

**Function:** General Government

**Activity:** Property Management

### Revenues

Licenses, Permits and Franchises	0	0	0	0
Use of Money and Property	582,094	556,228	578,665	578,665
Intergovernmental Revenues	352,672	293,658	180,000	180,000
Charges for Current Services	1,707,785	2,011,954	2,628,841	2,628,841
Miscellaneous Revenues	4,296	7,151	5,000	5,000
Other Financing Sources	4,210,000	4,454,000	0	0
<b>Total Revenues</b>	<b>6,856,847</b>	<b>7,322,991</b>	<b>3,392,506</b>	<b>3,392,506</b>

### Expenditures/Appropriations

Salary and Benefits	6,150,888	5,586,400	6,412,464	6,412,464
Services and Supplies	7,299,974	7,299,715	5,265,525	5,265,525
Capital Assets	0	0	0	0
Intrafund Expense	(3,416,862)	(3,702,759)	(4,772,702)	(4,772,702)
Interfund Expense	14,233	113,688	107,397	107,397
Other Financing Uses	331,454	310,366	331,429	331,429
Transfers Out	1,133,852	17,700	0	0
<b>Total Expenditures/Appropriations</b>	<b>11,513,539</b>	<b>9,625,110</b>	<b>7,344,113</b>	<b>7,344,113</b>
<b>Activity Total: Property Management</b>	<b>4,656,692</b>	<b>2,302,119</b>	<b>3,951,607</b>	<b>3,951,607</b>
<b>Function Total: General Government</b>	<b>20,398,929</b>	<b>25,716,336</b>	<b>16,004,702</b>	<b>16,004,702</b>

# County of Marin

## Financing Sources and Uses by Budget Unit by Object Governmental Funds Fiscal Year 2020-21

Detail by Revenue Category and Expenditure Object	2018-19 Actual	2019-20 Estimated	2020-21 Recommended	2020-21 Adopted by the Board of Supervisors
1	2	3	4	5

**Budget Unit:** 410 DEPARTMENT OF PUBLIC WORKS

**Function:** Public Protection

**Activity:** Flood Cntrl and Soil and Water Conserv

**Revenues**

Intergovernmental Revenues	70,000	0	0	0
Charges for Current Services	475,971	501,203	515,000	515,000
Miscellaneous Revenues	0	2,120	0	0
<b>Total Revenues</b>	<b>545,971</b>	<b>503,323</b>	<b>515,000</b>	<b>515,000</b>

**Expenditures/Appropriations**

Salary and Benefits	730,697	748,216	649,934	649,934
Services and Supplies	59,571	81,241	210,000	210,000
Intrafund Expense	13,517	17,452	22,245	22,245
Interfund Expense	0	3,785	3,853	3,853

<b>Total Expenditures/Appropriations</b>	<b>803,785</b>	<b>850,694</b>	<b>886,032</b>	<b>886,032</b>
--	----------------	----------------	----------------	----------------

<b>Activity Total: Flood Cntrl and Soil and Water Conserv</b>	<b>257,814</b>	<b>347,371</b>	<b>371,032</b>	<b>371,032</b>
---	----------------	----------------	----------------	----------------

# County of Marin

## Financing Sources and Uses by Budget Unit by Object Governmental Funds Fiscal Year 2020-21

Detail by Revenue Category and Expenditure Object	2018-19 Actual	2019-20 Estimated	2020-21 Recommended	2020-21 Adopted by the Board of Supervisors
1	2	3	4	5

**Budget Unit:** 410 DEPARTMENT OF PUBLIC WORKS

**Function:** Public Protection

**Activity:** Other Protection

**Revenues**

Licenses, Permits and Franchises	0	0	0	0
Intergovernmental Revenues	244,702	154,234	5,000	5,000
Charges for Current Services	3,283,003	2,956,021	4,146,490	4,146,490
Miscellaneous Revenues	14,645	15,492	0	0
<b>Total Revenues</b>	<b>3,542,350</b>	<b>3,125,747</b>	<b>4,151,490</b>	<b>4,151,490</b>

**Expenditures/Appropriations**

Salary and Benefits	3,491,606	3,577,889	4,451,743	4,451,743
Services and Supplies	687,938	505,302	340,820	340,820
Intrafund Expense	483,319	412,065	454,948	454,948
Interfund Expense	0	37,778	38,197	38,197
Transfers Out	0	4,693	0	0
<b>Total Expenditures/Appropriations</b>	<b>4,662,863</b>	<b>4,537,727</b>	<b>5,285,708</b>	<b>5,285,708</b>

<b>Activity Total: Other Protection</b>	<b>1,120,513</b>	<b>1,411,980</b>	<b>1,134,218</b>	<b>1,134,218</b>
---	------------------	------------------	------------------	------------------

<b>Function Total: Public Protection</b>	<b>1,378,327</b>	<b>1,759,351</b>	<b>1,505,250</b>	<b>1,505,250</b>
--	------------------	------------------	------------------	------------------

# County of Marin

## Financing Sources and Uses by Budget Unit by Object Governmental Funds Fiscal Year 2020-21

Detail by Revenue Category and Expenditure Object	2018-19 Actual	2019-20 Estimated	2020-21 Recommended	2020-21 Adopted by the Board of Supervisors
1	2	3	4	5

**Budget Unit:** 410 DEPARTMENT OF PUBLIC WORKS

**Function:** Public Ways and Facilities

**Activity:** Public Ways

**Revenues**

Licenses, Permits and Franchises	2,096,765	1,503,921	1,406,000	1,406,000
Use of Money and Property	597,784	445,492	2,500	2,500
Intergovernmental Revenues	12,703,410	16,034,320	9,027,875	9,027,875
Charges for Current Services	1,596,041	1,020,347	1,624,500	1,624,500
Miscellaneous Revenues	44,777	64,833	45,000	45,000
Other Financing Sources	13,872,349	13,197,271	7,475,786	7,475,786
<b>Total Revenues</b>	<b>30,911,126</b>	<b>32,266,184</b>	<b>19,581,661</b>	<b>19,581,661</b>

**Expenditures/Appropriations**

Salary and Benefits	11,063,865	11,458,487	12,719,829	12,719,829
Services and Supplies	10,939,897	14,080,941	10,264,541	10,264,541
Capital Assets	0	0	0	0
Intrafund Expense	(2,615,197)	(1,803,604)	(1,913,174)	(1,913,174)
Interfund Expense	3,394,136	1,891,794	2,461,356	2,461,356
Transfers Out	2,000,000	1,060,000	960,000	960,000
<b>Total Expenditures/Appropriations</b>	<b>24,782,701</b>	<b>26,687,618</b>	<b>24,492,552</b>	<b>24,492,552</b>

<b>Activity Total: Public Ways</b>	<b>(6,128,425)</b>	<b>(5,578,566)</b>	<b>4,910,891</b>	<b>4,910,891</b>
------------------------------------	--------------------	--------------------	------------------	------------------

<b>Function Total: Public Ways and Facilities</b>	<b>(6,128,425)</b>	<b>(5,578,566)</b>	<b>4,910,891</b>	<b>4,910,891</b>
---	--------------------	--------------------	------------------	------------------

# County of Marin

## Financing Sources and Uses by Budget Unit by Object Governmental Funds Fiscal Year 2020-21

Detail by Revenue Category and Expenditure Object	2018-19 Actual	2019-20 Estimated	2020-21 Recommended	2020-21 Adopted by the Board of Supervisors
1	2	3	4	5

**Budget Unit:** 410 DEPARTMENT OF PUBLIC WORKS

**Function:** Health and Sanitation

**Activity:** Sanitation Refuse Collect and Disposal

**Revenues**

Licenses, Permits and Franchises	1,618,553	1,491,811	1,444,360	1,444,360
Intergovernmental Revenues	79,616	95,451	87,800	87,800
Charges for Current Services	0	0	0	0
Miscellaneous Revenues	32,549	0	0	0
Other Financing Sources	25,000	20,000	25,000	25,000
<b>Total Revenues</b>	<b>1,755,718</b>	<b>1,607,262</b>	<b>1,557,160</b>	<b>1,557,160</b>

**Expenditures/Appropriations**

Salary and Benefits	580,389	613,592	801,034	801,034
Services and Supplies	(290,593)	170,416	216,650	216,650
Intrafund Expense	977,052	846,426	779,335	779,335
Interfund Expense	0	4,736	4,816	4,816
Transfers Out	20,000	20,000	20,000	20,000
<b>Total Expenditures/Appropriations</b>	<b>1,286,848</b>	<b>1,655,170</b>	<b>1,821,835</b>	<b>1,821,835</b>

<b>Activity Total: Sanitation Refuse Collect and Disposal</b>	<b>(468,870)</b>	<b>47,908</b>	<b>264,675</b>	<b>264,675</b>
---	------------------	---------------	----------------	----------------

<b>Function Total: Health and Sanitation</b>	<b>(468,870)</b>	<b>47,908</b>	<b>264,675</b>	<b>264,675</b>
--	------------------	---------------	----------------	----------------

<b>Grand Total: 410 DEPARTMENT OF PUBLIC WORKS</b>	<b>15,179,961</b>	<b>21,945,029</b>	<b>22,685,518</b>	<b>22,685,518</b>
--	-------------------	-------------------	-------------------	-------------------



# County of Marin

## Financing Sources and Uses by Budget Unit by Object Governmental Funds Fiscal Year 2020-21

Detail by Revenue Category and Expenditure Object	2018-19 Actual	2019-20 Estimated	2020-21 Recommended	2020-21 Adopted by the Board of Supervisors
1	2	3	4	5

**Budget Unit:** 500 AGRICULTURE WEIGHTS MEASURES

**Function:** Public Protection

**Activity:** Protective Inspection

### Revenues

Licenses, Permits and Franchises	8,734	9,297	8,000	8,000
Fines, Forfeitures, and Penalties	4,150	7,176	9,000	9,000
Intergovernmental Revenues	1,040,734	1,020,030	1,052,900	1,052,900
Charges for Current Services	404,192	321,283	383,500	383,500
Miscellaneous Revenues	1,260	784	0	0
<b>Total Revenues</b>	<b>1,459,070</b>	<b>1,358,570</b>	<b>1,453,400</b>	<b>1,453,400</b>

### Expenditures/Appropriations

Salary and Benefits	1,861,136	2,002,644	2,172,772	2,172,772
Services and Supplies	296,324	223,166	226,389	226,389
Intrafund Expense	422,964	409,151	437,769	437,769
Interfund Expense	0	99,073	43,136	43,136
Contingencies	0	0	100,000	100,000
<b>Total Expenditures/Appropriations</b>	<b>2,580,424</b>	<b>2,734,034</b>	<b>2,980,066</b>	<b>2,980,066</b>

**Activity Total: Protective Inspection**

**1,121,354      1,375,464      1,526,666      1,526,666**

**Function Total: Public Protection**

**1,121,354      1,375,464      1,526,666      1,526,666**

**Grand Total: 500 AGRICULTURE WEIGHTS MEASURES**

**1,121,354      1,375,464      1,526,666      1,526,666**

# County of Marin

## Financing Sources and Uses by Budget Unit by Object Governmental Funds Fiscal Year 2020-21

Detail by Revenue Category and Expenditure Object	2018-19 Actual	2019-20 Estimated	2020-21 Recommended	2020-21 Adopted by the Board of Supervisors
1	2	3	4	5

**Budget Unit:** 510 UCCE FARM ADVISOR

**Function:** Education

**Activity:** Agricultural Education

**Revenues**

Intergovernmental Revenues	3,500	3,500	3,500	3,500
Other Financing Sources	0	2,500	0	0
<b>Total Revenues</b>	<b>3,500</b>	<b>6,000</b>	<b>3,500</b>	<b>3,500</b>

**Expenditures/Appropriations**

Salary and Benefits	179,657	177,722	212,326	212,326
Services and Supplies	10,696	8,540	11,122	11,122
Intrafund Expense	90,635	82,965	96,233	96,233
Interfund Expense	0	20,575	20,605	20,605
<b>Total Expenditures/Appropriations</b>	<b>280,988</b>	<b>289,802</b>	<b>340,286</b>	<b>340,286</b>

**Activity Total: Agricultural Education**

	<b>277,488</b>	<b>283,802</b>	<b>336,786</b>	<b>336,786</b>
--	----------------	----------------	----------------	----------------

**Function Total: Education**

	<b>277,488</b>	<b>283,802</b>	<b>336,786</b>	<b>336,786</b>
--	----------------	----------------	----------------	----------------

**Grand Total: 510 UCCE FARM ADVISOR**

	<b>277,488</b>	<b>283,802</b>	<b>336,786</b>	<b>336,786</b>
--	----------------	----------------	----------------	----------------

# County of Marin

## Financing Sources and Uses by Budget Unit by Object Governmental Funds Fiscal Year 2020-21

Detail by Revenue Category and Expenditure Object	2018-19 Actual	2019-20 Estimated	2020-21 Recommended	2020-21 Adopted by the Board of Supervisors
1	2	3	4	5

**Budget Unit:** 520 MARIN COUNTY PARKS

**Function:** General Government

**Activity:** Plant Acquisition

**Revenues**

Intergovernmental Revenues	0	500,000	0	0
Other Financing Sources	0	1,095,272	0	0
<b>Total Revenues</b>	<b>0</b>	<b>1,595,272</b>	<b>0</b>	<b>0</b>

**Expenditures/Appropriations**

Salary and Benefits	0	0	0	0
Services and Supplies	58,363	17,796	0	0
Capital Assets	3,098,325	1,595,272	0	0
Interfund Expense	805	0	0	0
Transfers Out	0	4,390,943	0	0
<b>Total Expenditures/Appropriations</b>	<b>3,157,493</b>	<b>6,004,011</b>	<b>0</b>	<b>0</b>

<b>Activity Total: Plant Acquisition</b>	<b>3,157,493</b>	<b>4,408,739</b>	<b>0</b>	<b>0</b>
--	------------------	------------------	----------	----------

<b>Function Total: General Government</b>	<b>3,157,493</b>	<b>4,408,739</b>	<b>0</b>	<b>0</b>
---	------------------	------------------	----------	----------

# County of Marin

## Financing Sources and Uses by Budget Unit by Object Governmental Funds Fiscal Year 2020-21

Detail by Revenue Category and Expenditure Object	2018-19 Actual	2019-20 Estimated	2020-21 Recommended	2020-21 Adopted by the Board of Supervisors
1	2	3	4	5

**Budget Unit:** 520 MARIN COUNTY PARKS  
**Function:** Recreation and Cultural Services  
**Activity:** Recreation Facilities

### Revenues

Taxes	14,673,946	13,766,174	11,472,541	11,472,541
Licenses, Permits and Franchises	11,964	11,707	0	0
Fines, Forfeitures, and Penalties	1,921	591	0	0
Use of Money and Property	876,577	696,170	760,644	760,644
Intergovernmental Revenues	419,691	318,654	35,000	35,000
Charges for Current Services	1,786,981	1,594,188	1,650,053	1,650,053
Miscellaneous Revenues	179,114	921,985	30,751	30,751
Other Financing Sources	0	0	0	0
<b>Total Revenues</b>	<b>17,950,194</b>	<b>17,309,469</b>	<b>13,948,989</b>	<b>13,948,989</b>

### Expenditures/Appropriations

Salary and Benefits	8,218,894	8,081,949	9,159,951	9,159,951
Services and Supplies	11,994,213	8,169,152	5,100,057	5,100,057
Capital Assets	0	0	0	0
Intrafund Expense	306,280	74,842	(1,399,150)	(1,399,150)
Interfund Expense	250,846	1,234,522	532,137	532,137
Other Financing Uses	0	0	0	0
Transfers Out	53,000	15,000	0	0
Contingencies	0	0	3,590,447	3,590,447
<b>Total Expenditures/Appropriations</b>	<b>20,823,233</b>	<b>17,575,465</b>	<b>16,983,442</b>	<b>16,983,442</b>
<b>Activity Total: Recreation Facilities</b>	<b>2,873,039</b>	<b>265,996</b>	<b>3,034,453</b>	<b>3,034,453</b>

# County of Marin

## Financing Sources and Uses by Budget Unit by Object Governmental Funds Fiscal Year 2020-21

Detail by Revenue Category and Expenditure Object	2018-19 Actual	2019-20 Estimated	2020-21 Recommended	2020-21 Adopted by the Board of Supervisors
1	2	3	4	5
<b>Function Total: Recreation and Cultural Services</b>	2,873,039	265,996	3,034,453	3,034,453
<b>Grand Total: 520 MARIN COUNTY PARKS</b>	6,030,532	4,674,735	3,034,453	3,034,453

# County of Marin

## Financing Sources and Uses by Budget Unit by Object Governmental Funds Fiscal Year 2020-21

Detail by Revenue Category and Expenditure Object	2018-19 Actual	2019-20 Estimated	2020-21 Recommended	2020-21 Adopted by the Board of Supervisors
1	2	3	4	5

**Budget Unit:** 530 CULTURAL SERVICES

**Function:** General Government

**Activity:** Property Management

### Revenues

Charges for Current Services	60	243	0	0
Miscellaneous Revenues	1,100	1,121	858	858
<b>Total Revenues</b>	<b>1,160</b>	<b>1,364</b>	<b>858</b>	<b>858</b>

### Expenditures/Appropriations

Salary and Benefits	328,581	232,810	289,023	289,023
Services and Supplies	46,886	40,252	45,144	45,144
Interfund Expense	0	1,895	1,927	1,927
<b>Total Expenditures/Appropriations</b>	<b>375,467</b>	<b>274,957</b>	<b>336,094</b>	<b>336,094</b>
<b>Activity Total: Property Management</b>	<b>374,307</b>	<b>273,593</b>	<b>335,236</b>	<b>335,236</b>
<b>Function Total: General Government</b>	<b>374,307</b>	<b>273,593</b>	<b>335,236</b>	<b>335,236</b>

# County of Marin

## Financing Sources and Uses by Budget Unit by Object Governmental Funds Fiscal Year 2020-21

Detail by Revenue Category and Expenditure Object	2018-19 Actual	2019-20 Estimated	2020-21 Recommended	2020-21 Adopted by the Board of Supervisors
1	2	3	4	5

**Budget Unit:** 530 CULTURAL SERVICES  
**Function:** Recreation and Cultural Services  
**Activity:** Cultural Services

### Revenues

Licenses, Permits and Franchises	500	2,672	0	0
Use of Money and Property	970,374	705,293	525,091	525,091
Intergovernmental Revenues	0	0	0	0
Charges for Current Services	1,407,165	826,478	745,717	745,717
Miscellaneous Revenues	641,986	413,867	290,843	290,843
Other Financing Sources	0	0	0	0
<b>Total Revenues</b>	<b>3,020,025</b>	<b>1,948,310</b>	<b>1,561,651</b>	<b>1,561,651</b>

### Expenditures/Appropriations

Salary and Benefits	2,338,247	2,016,883	2,166,969	2,166,969
Services and Supplies	765,126	862,563	637,542	637,542
Intrafund Expense	560,384	566,328	659,483	659,483
Interfund Expense	38,457	12,786	12,148	12,148
Other Financing Uses	61,930	61,930	62,000	62,000
<b>Total Expenditures/Appropriations</b>	<b>3,764,144</b>	<b>3,520,490</b>	<b>3,538,142</b>	<b>3,538,142</b>

<b>Activity Total: Cultural Services</b>	<b>744,119</b>	<b>1,572,180</b>	<b>1,976,491</b>	<b>1,976,491</b>
<b>Function Total: Recreation and Cultural Services</b>	<b>744,119</b>	<b>1,572,180</b>	<b>1,976,491</b>	<b>1,976,491</b>
<b>Grand Total: 530 CULTURAL SERVICES</b>	<b>1,118,426</b>	<b>1,845,773</b>	<b>2,311,727</b>	<b>2,311,727</b>

# County of Marin

## Financing Sources and Uses by Budget Unit by Object Governmental Funds Fiscal Year 2020-21

Detail by Revenue Category and Expenditure Object	2018-19 Actual	2019-20 Estimated	2020-21 Recommended	2020-21 Adopted by the Board of Supervisors
1	2	3	4	5

**Budget Unit:** 540 MARIN COUNTY FREE LIBRARY

**Function:** General Government

**Activity:** Plant Acquisition

**Revenues**

Taxes	0	0	0	0
<b>Total Revenues</b>	<b>0</b>	<b>0</b>	<b>0</b>	<b>0</b>

**Expenditures/Appropriations**

Services and Supplies	45,430	5,734	100,000	100,000
Capital Assets	702,295	32,343	400,000	400,000
Interfund Expense	75,640	0	0	0
Transfers Out	0	0	0	0
<b>Total Expenditures/Appropriations</b>	<b>823,365</b>	<b>38,077</b>	<b>500,000</b>	<b>500,000</b>

<b>Activity Total: Plant Acquisition</b>	<b>823,365</b>	<b>38,077</b>	<b>500,000</b>	<b>500,000</b>
<b>Function Total: General Government</b>	<b>823,365</b>	<b>38,077</b>	<b>500,000</b>	<b>500,000</b>



# County of Marin

## Financing Sources and Uses by Budget Unit by Object Governmental Funds Fiscal Year 2020-21

Detail by Revenue Category and Expenditure Object	2018-19 Actual	2019-20 Estimated	2020-21 Recommended	2020-21 Adopted by the Board of Supervisors
1	2	3	4	5

**Budget Unit:** 540 MARIN COUNTY FREE LIBRARY

**Function:** Education

**Activity:** Library Services

**Revenues**

Taxes	16,056,047	16,695,910	16,943,275	16,943,275
Use of Money and Property	213,488	121,293	0	0
Intergovernmental Revenues	43,340	43,109	43,600	43,600
Charges for Current Services	645,144	754,242	515,000	515,000
Miscellaneous Revenues	76,165	51,334	15,000	15,000
Other Financing Sources	2,108,407	2,350,042	2,377,000	2,377,000
<b>Total Revenues</b>	<b>19,142,591</b>	<b>20,015,930</b>	<b>19,893,875</b>	<b>19,893,875</b>

**Expenditures/Appropriations**

Salary and Benefits	11,458,057	11,448,500	13,585,596	13,585,596
Services and Supplies	3,254,349	3,896,505	4,009,448	4,009,448
Capital Assets	0	164,234	0	0
Interfund Expense	418,026	1,002,793	1,206,330	1,206,330
Other Financing Uses	0	0	0	0
Transfers Out	1,833,115	2,074,931	2,180,000	2,180,000

**Total Expenditures/Appropriations** **16,963,547** **18,586,963** **20,981,374** **20,981,374**

**Activity Total: Library Services** **(2,179,044)** **(1,428,967)** **1,087,499** **1,087,499**

**Function Total: Education** **(2,179,044)** **(1,428,967)** **1,087,499** **1,087,499**

**Grand Total: 540 MARIN COUNTY FREE LIBRARY** **(1,355,679)** **(1,390,890)** **1,587,499** **1,587,499**

# County of Marin

## Financing Sources and Uses by Budget Unit by Object Governmental Funds Fiscal Year 2020-21

Detail by Revenue Category and Expenditure Object	2018-19 Actual	2019-20 Estimated	2020-21 Recommended	2020-21 Adopted by the Board of Supervisors
1	2	3	4	5

**Budget Unit:** 653 WASTE MANAGEMENT JPA  
**Function:** Public Protection  
**Activity:** Flood Cntrl and Soil and Water Conserv

**Revenues**

Use of Money and Property	2,078	1,149	0	0
<b>Total Revenues</b>	<b>2,078</b>	<b>1,149</b>	<b>0</b>	<b>0</b>

**Expenditures/Appropriations**

Transfers Out	5,000	0	0	0
<b>Total Expenditures/Appropriations</b>	<b>5,000</b>	<b>0</b>	<b>0</b>	<b>0</b>

<b>Activity Total: Flood Cntrl and Soil and Water Conserv</b>	<b>2,922</b>	<b>(1,149)</b>	<b>0</b>	<b>0</b>
<b>Function Total: Public Protection</b>	<b>2,922</b>	<b>(1,149)</b>	<b>0</b>	<b>0</b>
<b>Grand Total: 653 WASTE MANAGEMENT JPA</b>	<b>2,922</b>	<b>(1,149)</b>	<b>0</b>	<b>0</b>

# County of Marin

## Financing Sources and Uses by Budget Unit by Object Governmental Funds Fiscal Year 2020-21

Detail by Revenue Category and Expenditure Object	2018-19 Actual	2019-20 Estimated	2020-21 Recommended	2020-21 Adopted by the Board of Supervisors
1	2	3	4	5

**Budget Unit:** 659 MARIN COUNTY OPEN SPACE

**Function:** Recreation and Cultural Services

**Activity:** Recreation Facilities

**Revenues**

Use of Money and Property	541	283	0	0
<b>Total Revenues</b>	<b>541</b>	<b>283</b>	<b>0</b>	<b>0</b>

**Expenditures/Appropriations**

Services and Supplies	0	0	0	0
Transfers Out	0	0	0	0
<b>Total Expenditures/Appropriations</b>	<b>0</b>	<b>0</b>	<b>0</b>	<b>0</b>

**Activity Total: Recreation Facilities**

**(541) (283) 0 0**

**Function Total: Recreation and Cultural Services**

**(541) (283) 0 0**

**Grand Total: 659 MARIN COUNTY OPEN SPACE**

**(541) (283) 0 0**

# County of Marin

## Financing Sources and Uses by Budget Unit by Object Governmental Funds Fiscal Year 2020-21

Detail by Revenue Category and Expenditure Object	2018-19 Actual	2019-20 Estimated	2020-21 Recommended	2020-21 Adopted by the Board of Supervisors
1	2	3	4	5

**Budget Unit:** 738 WOODACRE CREEK RESTORATION

**Function:** Public Protection

**Activity:** Flood Cntrl and Soil and Water Conserv

**Revenues**

Use of Money and Property	14	8	0	0
<b>Total Revenues</b>	<b>14</b>	<b>8</b>	<b>0</b>	<b>0</b>
<b>Activity Total: Flood Cntrl and Soil and Water Conserv</b>	<b>(14)</b>	<b>(8)</b>	<b>0</b>	<b>0</b>
<b>Function Total: Public Protection</b>	<b>(14)</b>	<b>(8)</b>	<b>0</b>	<b>0</b>
<b>Grand Total: 738 WOODACRE CREEK RESTORATION</b>	<b>(14)</b>	<b>(8)</b>	<b>0</b>	<b>0</b>

# County of Marin

## Financing Sources and Uses by Budget Unit by Object Governmental Funds Fiscal Year 2020-21

Detail by Revenue Category and Expenditure Object	2018-19 Actual	2019-20 Estimated	2020-21 Recommended	2020-21 Adopted by the Board of Supervisors
1	2	3	4	5

**Budget Unit:** 900 NON DEPARTMENTAL

**Function:** General Government

**Activity:** Legislative and Administrative

**Revenues**

Intergovernmental Revenues	0	0	55,500	55,500
<b>Total Revenues</b>	<b>0</b>	<b>0</b>	<b>55,500</b>	<b>55,500</b>

**Expenditures/Appropriations**

Transfers Out	54,500	55,500	55,500	55,500
<b>Total Expenditures/Appropriations</b>	<b>54,500</b>	<b>55,500</b>	<b>55,500</b>	<b>55,500</b>
<b>Activity Total: Legislative and Administrative</b>	<b>54,500</b>	<b>55,500</b>	<b>0</b>	<b>0</b>

# County of Marin

## Financing Sources and Uses by Budget Unit by Object Governmental Funds Fiscal Year 2020-21

Detail by Revenue Category and Expenditure Object	2018-19 Actual	2019-20 Estimated	2020-21 Recommended	2020-21 Adopted by the Board of Supervisors
1	2	3	4	5

**Budget Unit:** 900 NON DEPARTMENTAL

**Function:** General Government

**Activity:** Other General

### Revenues

Taxes	234,696,473	246,569,713	233,145,000	233,145,000
Licenses, Permits and Franchises	2,084,513	2,844,213	1,800,000	1,800,000
Fines, Forfeitures, and Penalties	5,186,147	3,637,434	1,934,108	1,934,108
Use of Money and Property	6,166,312	7,353,613	402,500	402,500
Intergovernmental Revenues	7,113,322	1,425,214	635,000	635,000
Charges for Current Services	2,081,590	1,969,739	1,637,877	1,637,877
Miscellaneous Revenues	3,251,536	2,665,105	13,275,289	13,275,289
Other Financing Sources	15,744,969	16,769,135	5,637,017	5,637,017
<b>Total Revenues</b>	<b>276,324,862</b>	<b>283,234,166</b>	<b>258,466,791</b>	<b>258,466,791</b>

### Expenditures/Appropriations

Salary and Benefits	386,530	757,449	(5,838,482)	(5,838,482)
Services and Supplies	11,148,989	8,905,531	32,947,521	34,647,521
Capital Assets	0	0	0	0
Intrafund Expense	(3,508,050)	(3,504,966)	(4,286,174)	(4,286,174)
Interfund Expense	(16,431,711)	(15,447,641)	(16,648,233)	(16,648,233)
Other Financing Uses	18,968,791	18,952,844	18,705,306	18,705,306
Transfers Out	28,423,508	30,088,097	17,823,220	17,823,220
<b>Total Expenditures/Appropriations</b>	<b>38,988,057</b>	<b>39,751,314</b>	<b>42,703,158</b>	<b>44,403,158</b>

<b>Activity Total: Other General</b>	<b>(237,336,805)</b>	<b>(243,482,852)</b>	<b>(215,763,633)</b>	<b>(214,063,633)</b>
<b>Function Total: General Government</b>	<b>(237,282,305)</b>	<b>(243,427,352)</b>	<b>(215,763,633)</b>	<b>(214,063,633)</b>

# County of Marin

## Financing Sources and Uses by Budget Unit by Object Governmental Funds Fiscal Year 2020-21

Detail by Revenue Category and Expenditure Object	2018-19 Actual	2019-20 Estimated	2020-21 Recommended	2020-21 Adopted by the Board of Supervisors
1	2	3	4	5

**Budget Unit:** 900 NON DEPARTMENTAL

**Function:** Public Protection

**Activity:** Judicial

### Revenues

Fines, Forfeitures, and Penalties	885,287	461,379	450,000	450,000
Intergovernmental Revenues	539,000	523,410	460,095	460,095
Charges for Current Services	(59,458)	0	4,000	4,000
Miscellaneous Revenues	2,699	1,520	2,000	2,000
<b>Total Revenues</b>	<b>1,367,528</b>	<b>986,309</b>	<b>916,095</b>	<b>916,095</b>

### Expenditures/Appropriations

Salary and Benefits	2,242	1,909	3,200	3,200
Services and Supplies	1,052,233	2,597,840	2,053,500	2,053,500
Support of Clients	0	0	52,000	52,000
<b>Total Expenditures/Appropriations</b>	<b>1,054,475</b>	<b>2,599,749</b>	<b>2,108,700</b>	<b>2,108,700</b>

<b>Activity Total: Judicial</b>	<b>(313,053)</b>	<b>1,613,440</b>	<b>1,192,605</b>	<b>1,192,605</b>
---------------------------------	------------------	------------------	------------------	------------------

## County of Marin

### Financing Sources and Uses by Budget Unit by Object Governmental Funds Fiscal Year 2020-21

Detail by Revenue Category and Expenditure Object	2018-19 Actual	2019-20 Estimated	2020-21 Recommended	2020-21 Adopted by the Board of Supervisors
1	2	3	4	5

**Budget Unit:** 900 NON DEPARTMENTAL

**Function:** Public Protection

**Activity:** Other Protection

**Revenues**

Fines, Forfeitures, and Penalties	32,434	29,130	46,930	46,930
Use of Money and Property	1,069	499	0	0
Intergovernmental Revenues	0	3,786,709	0	0
Miscellaneous Revenues	2,500	1,110,000	0	0
Other Financing Sources	0	1,050,000	0	0
<b>Total Revenues</b>	<b>36,003</b>	<b>5,976,338</b>	<b>46,930</b>	<b>46,930</b>

**Expenditures/Appropriations**

Salary and Benefits	0	20,662	0	0
Services and Supplies	46,930	4,274,726	46,930	46,930
Intrafund Expense	0	7,855	0	0
Transfers Out	0	1,852,500	0	0
<b>Total Expenditures/Appropriations</b>	<b>46,930</b>	<b>6,155,743</b>	<b>46,930</b>	<b>46,930</b>
<b>Activity Total: Other Protection</b>	<b>10,927</b>	<b>179,405</b>	<b>0</b>	<b>0</b>
<b>Function Total: Public Protection</b>	<b>(302,126)</b>	<b>1,792,845</b>	<b>1,192,605</b>	<b>1,192,605</b>



# County of Marin

## Financing Sources and Uses by Budget Unit by Object Governmental Funds Fiscal Year 2020-21

Detail by Revenue Category and Expenditure Object	2018-19 Actual	2019-20 Estimated	2020-21 Recommended	2020-21 Adopted by the Board of Supervisors
1	2	3	4	5

**Budget Unit:** 900 NON DEPARTMENTAL

**Function:** Health and Sanitation

**Activity:** Health

### Revenues

Use of Money and Property	0	(91)	0	0
Other Financing Sources	40,642,966	43,897,809	61,233,701	61,233,701
<b>Total Revenues</b>	<b>40,642,966</b>	<b>43,897,718</b>	<b>61,233,701</b>	<b>61,233,701</b>

### Expenditures/Appropriations

Transfers Out	42,174,576	45,047,202	63,733,701	63,733,701
<b>Total Expenditures/Appropriations</b>	<b>42,174,576</b>	<b>45,047,202</b>	<b>63,733,701</b>	<b>63,733,701</b>

<b>Activity Total: Health</b>	<b>1,531,610</b>	<b>1,149,484</b>	<b>2,500,000</b>	<b>2,500,000</b>
<b>Function Total: Health and Sanitation</b>	<b>1,531,610</b>	<b>1,149,484</b>	<b>2,500,000</b>	<b>2,500,000</b>

<b>Grand Total: 900 NON DEPARTMENTAL</b>	<b>(236,052,821)</b>	<b>(240,485,023)</b>	<b>(212,071,028)</b>	<b>(210,371,028)</b>
--	----------------------	----------------------	----------------------	----------------------

# *Road Fund Work Program Statement*

---

**2021 Requested Budget Road Fund Work Program Statement  
Road Fund 2160**

<b>Financing Sources</b>		
	<b>2019-20 Adopted</b>	<b>2020-21 Adopted</b>
Unreserved Fund Balance Designated	116,242	1,667,839
Revenues From Use of Money and Property	2,500	2,500
Intergovernmental Revenues	6,270,000	4,389,000
Charges for Current Services	1,100,000	1,100,000
Other Financing Sources	4,453,786	4,453,786
Miscellaneous	<u>85,000</u>	<u>45,000</u>
<b>Total Sources</b>	<b><u>12,027,528</u></b>	<b><u>11,658,125</u></b>

<b>Financing Uses</b>		
<b>By Object</b>		
Salaries & Benefits	6,856,438	6,860,193
Services & Supplies	1,854,041	1,854,041
Capital Assets	100,000	100,000
Interfund Expenses	3,217,049	2,843,891
Appropriation for Contingencies		
<b>Total by Object</b>	<b><u>12,027,528</u></b>	<b><u>11,658,125</u></b>
<b>Administration</b>		
Salaries & Benefits	253,665	253,665
Services & Supplies		-
<b>Total by Administration</b>	<u>253,665</u>	<u>253,665</u>
<b>Total Construction</b>	<u>0</u>	<u>0</u>
<b>Maintenance</b>		
Salaries & Benefits	6,602,773	6,606,528
Services & Supplies	1,863,049	1,854,041
<b>Total Maintenance</b>	<u>8,465,822</u>	<u>8,460,569</u>
Vehicle Acquisition	100,000	100,000
Reimbursable Work	<u>3,208,041</u>	<u>2,843,891</u>
<b>Total Work Program</b>	12,027,528	11,658,125
Appropriation for Contingencies	<u>0</u>	<u>0</u>
<b>Total Uses</b>	<b><u>12,027,528</u></b>	<b><u>11,658,125</u></b>

# *Proprietary Funds Budget Forms*

---

## County of Marin

**Operation of Internal Service Fund  
 Fiscal Year 2020-21**

**Fund Title: 6600 Workers' Compensation**

**Service Activity: Other General**

Operating Detail	2018-19 Actual	2019-20 Estimated	2020-21 Recommended	2020-21 Adopted by the Board of Supervisors
1	2	3	4	5

**Operating Revenues**

Miscellaneous Revenues	8,369,713	8,692,789	6,556,163	6,556,163
<b>Total Operating Revenues</b>	<b>8,369,713</b>	<b>8,692,789</b>	<b>6,556,163</b>	<b>6,556,163</b>

**Operating Expenditures/Appropriations**

Salary and Benefits	232,987	228,112	252,893	252,893
Services and Supplies	2,330,074	2,422,930	6,860	6,860
Interfund Expense	9,717	1,372	11,410	11,410
Calims Expense	7,915,184	2,910,426	6,285,000	6,285,000
<b>Total Operating Expenditures/Appropriations</b>	<b>10,487,962</b>	<b>5,562,840</b>	<b>6,556,163</b>	<b>6,556,163</b>

<b>Operating Income (Loss)</b>	<b>(2,118,249)</b>	<b>3,129,949</b>	<b>0</b>	<b>0</b>
--------------------------------	--------------------	------------------	----------	----------

**Non-Operating Expenses and Revenue**

Interest/Investment Income and/or Gain	(282,699)	282,699	0	0
<b>Non-Operating Expenses and Revenue</b>	<b>(282,699)</b>	<b>282,699</b>	<b>0</b>	<b>0</b>

<b>Income Before Capital Contributions and Transfers</b>	<b>(2,118,249)</b>	<b>3,129,949</b>	<b>0</b>	<b>0</b>
--	--------------------	------------------	----------	----------

<b>Change in Net Assets</b>	<b>(1,835,550)</b>	<b>2,847,250</b>	<b>0</b>	<b>0</b>
-----------------------------	--------------------	------------------	----------	----------

<b>Net Assets - Begining Balance</b>	<b>8,412,718</b>	<b>6,577,168</b>	<b>9,424,418</b>	<b>9,424,418</b>
--------------------------------------	------------------	------------------	------------------	------------------

<b>Net Assets - Ending Balance</b>	<b>6,577,168</b>	<b>9,424,418</b>	<b>9,424,418</b>	<b>9,424,418</b>
------------------------------------	------------------	------------------	------------------	------------------

## County of Marin

**Operation of Internal Service Fund  
 Fiscal Year 2020-21**

**Fund Title: 6610 Technology Replacement**

**Service Activity: Other General**

Operating Detail	2018-19 Actual	2019-20 Estimated	2020-21 Recommended	2020-21 Adopted by the Board of Supervisors
1	2	3	4	5

**Operating Revenues**

Charges for Current Services	0	2,005,669	2,045,133	2,045,133
<b>Total Operating Revenues</b>	<b>0</b>	<b>2,005,669</b>	<b>2,045,133</b>	<b>2,045,133</b>

**Operating Expenditures/Appropriations**

Services and Supplies	0	930,363	2,531,020	2,531,020
Contingencies	0	0	264,113	264,113
<b>Total Operating Expenditures/Appropriations</b>	<b>0</b>	<b>930,363</b>	<b>2,795,133</b>	<b>2,795,133</b>

<b>Operating Income (Loss)</b>	<b>0</b>	<b>1,075,306</b>	<b>750,000</b>	<b>750,000</b>
--------------------------------	----------	------------------	----------------	----------------

**Non-Operating Expenses and Revenue**

Interest/Investment Income and/or Gain	0	(797)	0	0
<b>Non-Operating Expenses and Revenue</b>	<b>0</b>	<b>(797)</b>	<b>0</b>	<b>0</b>

<b>Income Before Capital Contributions and Transfers</b>	<b>0</b>	<b>1,075,306</b>	<b>750,000</b>	<b>750,000</b>
--	----------	------------------	----------------	----------------

**Capital Contributions and Transfers**

Net Transfers In/(Out)	0	750,000	750,000	750,000
------------------------	---	---------	---------	---------

<b>Change in Net Assets</b>	<b>0</b>	<b>1,825,522</b>	<b>0</b>	<b>0</b>
-----------------------------	----------	------------------	----------	----------

<b>Net Assets - Beginning Balance</b>	<b>0</b>	<b>0</b>	<b>1,825,522</b>	<b>1,825,522</b>
---------------------------------------	----------	----------	------------------	------------------

<b>Net Assets - Ending Balance</b>	<b>0</b>	<b>1,825,522</b>	<b>1,825,522</b>	<b>1,825,522</b>
------------------------------------	----------	------------------	------------------	------------------

## County of Marin

**Operation of Internal Service Fund  
 Fiscal Year 2020-21**

**Fund Title: 6620 Vehicle Replacement**

**Service Activity: Other General**

Operating Detail	2018-19 Actual	2019-20 Estimated	2020-21 Recommended	2020-21 Adopted by the Board of Supervisors
1	2	3	4	5

**Operating Revenues**

Charges for Current Services	0	3,012,758	2,898,128	2,898,128
Miscellaneous Revenues	40,920	0	0	0
<b>Total Operating Revenues</b>	<b>40,920</b>	<b>3,012,758</b>	<b>2,898,128</b>	<b>2,898,128</b>

**Operating Expenditures/Appropriations**

Services and Supplies	0	48,624	1,600,000	1,600,000
Contingencies	0	0	1,298,128	1,298,128
Depreciation Expense	0	85,565	0	0
<b>Total Operating Expenditures/Appropriations</b>	<b>0</b>	<b>134,189</b>	<b>2,898,128</b>	<b>2,898,128</b>

<b>Operating Income (Loss)</b>	<b>40,920</b>	<b>2,878,569</b>	<b>0</b>	<b>0</b>
--------------------------------	---------------	------------------	----------	----------

**Non-Operating Expenses and Revenue**

Interest/Investment Income and/or Gain	0	3,798	0	0
<b>Non-Operating Expenses and Revenue</b>	<b>0</b>	<b>3,798</b>	<b>0</b>	<b>0</b>

<b>Income Before Capital Contributions and Transfers</b>	<b>40,920</b>	<b>2,878,569</b>	<b>0</b>	<b>0</b>
--	---------------	------------------	----------	----------

**Capital Contributions and Transfers**

Sale of Capital Assets	0	63,815	0	0
------------------------	---	--------	---	---

<b>Change in Net Assets</b>	<b>40,920</b>	<b>2,938,586</b>	<b>0</b>	<b>0</b>
-----------------------------	---------------	------------------	----------	----------

<b>Net Assets - Beginning Balance</b>	<b>0</b>	<b>40,920</b>	<b>2,979,506</b>	<b>2,979,506</b>
---------------------------------------	----------	---------------	------------------	------------------

<b>Net Assets - Ending Balance</b>	<b>40,920</b>	<b>2,979,506</b>	<b>2,979,506</b>	<b>2,979,506</b>
------------------------------------	---------------	------------------	------------------	------------------

## County of Marin

**Operation of Enterprise Fund  
 Fiscal Year 2020-21**

**Fund Title: 6710Marin.org  
 Service Activity: General Government - Other**

	2018-19 Actual	2019-20 Estimated	2020-21 Recommended	2020-21 Adopted by the Board of Supervisors
Operating Detail	2	3	4	5
1				
<b>Operating Revenues</b>				
Charges for Current Services	1,229,554	1,172,327	1,300,000	1,300,000
Miscellaneous Revenues	0	0	0	0
<b>Total Operating Revenues</b>	<b>1,229,554</b>	<b>1,172,327</b>	<b>1,300,000</b>	<b>1,300,000</b>
<b>Operating Expenditures/Appropriations</b>				
Salary and Benefits	227,407	0	0	0
Services and Supplies	859,768	1,009,066	1,057,395	1,057,395
Interfund Expense	0	0	243,605	243,605
Depreciation Expense	53,810	41,254	0	0
<b>Total Operating Expenditures/Appropriations</b>	<b>1,140,985</b>	<b>1,050,320</b>	<b>1,301,000</b>	<b>1,301,000</b>
<b>Operating Income (Loss)</b>	<b>88,569</b>	<b>122,007</b>	<b>(1,000)</b>	<b>(1,000)</b>
<b>Non-Operating Expenses and Revenue</b>				
Interest/Investment Income and/or Gain	10,849	6,463	1,000	1,000
<b>Non-Operating Expenses and Revenue</b>	<b>10,849</b>	<b>6,463</b>	<b>1,000</b>	<b>1,000</b>
<b>Capital Contributions and Transfers</b>				
Net Transfers In/(Out)	0	0	0	0
<b>Change in Net Assets</b>	<b>99,418</b>	<b>128,470</b>	<b>0</b>	<b>0</b>
<b>Net Assets - Begining Balance</b>	<b>412,234</b>	<b>511,652</b>	<b>640,122</b>	<b>640,122</b>
<b>Net Assets - Ending Balance</b>	<b>511,652</b>	<b>640,122</b>	<b>640,122</b>	<b>640,122</b>



## County of Marin

**Operation of Enterprise Fund  
 Fiscal Year 2020-21**

**Fund Title: 6720 Special Aviation  
 Service Activity: Transportation Terminals**

	2018-19 Actual	2019-20 Estimated	2020-21 Recommended	2020-21 Adopted by the Board of Supervisors
Operating Detail	2	3	4	5
1				
<b>Operating Revenues</b>				
Use of Money and Property	797,673	731,296	838,000	838,000
Intergovernmental Revenues	276,129	280,806	0	0
Miscellaneous Revenues	200	5,750	0	0
<b>Total Operating Revenues</b>	<b>1,074,002</b>	<b>1,017,852</b>	<b>838,000</b>	<b>838,000</b>
<b>Operating Expenditures/Appropriations</b>				
Salary and Benefits	202,019	214,737	218,520	218,520
Services and Supplies	488,599	422,061	307,600	307,600
Interfund Expense	347,750	352,416	318,872	318,872
Depreciation Expense	103,826	103,826	0	0
<b>Total Operating Expenditures/Appropriations</b>	<b>1,142,194</b>	<b>1,093,040</b>	<b>844,992</b>	<b>844,992</b>
<b>Operating Income (Loss)</b>	<b>(68,192)</b>	<b>(75,188)</b>	<b>(6,992)</b>	<b>(6,992)</b>
<b>Non-Operating Expenses and Revenue</b>				
Interest/Investment Income and/or Gain	27,260	7,055	1,500	1,500
Interest/Investment (Expense) and/or (Loss)	(6,374)	(4,750)	(10,000)	(10,000)
<b>Non-Operating Expenses and Revenue</b>	<b>20,886</b>	<b>2,305</b>	<b>(8,500)</b>	<b>(8,500)</b>
<b>Capital Contributions and Transfers</b>				
Net Transfers In/(Out)	0	0	0	0
<b>Change in Net Assets</b>	<b>(47,306)</b>	<b>(72,883)</b>	<b>(15,492)</b>	<b>(15,492)</b>
<b>Net Assets - Beginning Balance</b>	<b>8,332,765</b>	<b>8,285,459</b>	<b>8,212,576</b>	<b>8,212,576</b>
<b>Net Assets - Ending Balance</b>	<b>8,285,459</b>	<b>8,212,576</b>	<b>8,197,084</b>	<b>8,197,084</b>

## County of Marin

**Operation of Enterprise Fund  
 Fiscal Year 2020-21**

**Fund Title: 6740 Marin County Promotions  
 Service Activity: Cultural Service**

Operating Detail	2018-19 Actual	2019-20 Estimated	2020-21 Recommended	2020-21 Adopted by the Board of Supervisors
1	2	3	4	5
<b>Operating Revenues</b>				
Charges for Current Services	0	0	0	0
Miscellaneous Revenues	0	0	0	0
<b>Total Operating Revenues</b>	<b>0</b>	<b>0</b>	<b>0</b>	<b>0</b>
<b>Operating Expenditures/Appropriations</b>				
Services and Supplies	0	0	0	0
Interfund Expense	0	0	0	0
<b>Total Operating Expenditures/Appropriations</b>	<b>0</b>	<b>0</b>	<b>0</b>	<b>0</b>
<b>Operating Income (Loss)</b>	<b>0</b>	<b>0</b>	<b>0</b>	<b>0</b>
<b>Non-Operating Expenses and Revenue</b>				
Interest/Investment Income and/or Gain	7,853	0	0	0
<b>Non-Operating Expenses and Revenue</b>	<b>7,853</b>	<b>0</b>	<b>0</b>	<b>0</b>
<b>Capital Contributions and Transfers</b>				
Net Transfers In/(Out)	(43,947)	0	0	0
<b>Change in Net Assets</b>	<b>(36,094)</b>	<b>0</b>	<b>0</b>	<b>0</b>
<b>Net Assets - Begining Balance</b>	<b>36,094</b>	<b>0</b>	<b>0</b>	<b>0</b>
<b>Net Assets - Ending Balance</b>	<b>0</b>	<b>0</b>	<b>0</b>	<b>0</b>

## County of Marin

**Operation of Enterprise Fund  
 Fiscal Year 2020-21**

**Fund Title: 6760 Marin Commons Property Mngt  
 Service Activity: General Government - Property**

	2018-19 Actual	2019-20 Estimated	2020-21 Recommended	2020-21 Adopted by the Board of Supervisors
Operating Detail	2	3	4	5
1				
<b>Operating Revenues</b>				
Use of Money and Property	4,697,527	4,783,677	5,056,265	5,056,265
Miscellaneous Revenues	25,607	26,057	0	0
<b>Total Operating Revenues</b>	<b>4,723,134</b>	<b>4,809,734</b>	<b>5,056,265</b>	<b>5,056,265</b>
<b>Operating Expenditures/Appropriations</b>				
Services and Supplies	3,267,207	3,782,700	4,196,920	4,196,920
Capital Assets	0	0	0	0
Depreciation Expense	391,374	56,633	0	0
<b>Total Operating Expenditures/Appropriations</b>	<b>3,658,581</b>	<b>3,839,333</b>	<b>4,196,920</b>	<b>4,196,920</b>
<b>Operating Income (Loss)</b>	<b>1,064,553</b>	<b>970,401</b>	<b>859,345</b>	<b>859,345</b>
<b>Non-Operating Expenses and Revenue</b>				
Interest/Investment Income and/or Gain	11,470	(13,439)	0	0
Interest/Investment (Expense) and/or (Loss)	(117,174)	(88,660)	(783,832)	(783,832)
<b>Non-Operating Expenses and Revenue</b>	<b>(105,704)</b>	<b>(102,099)</b>	<b>(783,832)</b>	<b>(783,832)</b>
<b>Capital Contributions and Transfers</b>				
Net Transfers In/(Out)	479,281	61,373	(75,513)	(75,513)
<b>Change in Net Assets</b>	<b>1,438,130</b>	<b>929,675</b>	<b>0</b>	<b>0</b>
<b>Net Assets - Begining Balance</b>	<b>2,148,049</b>	<b>3,586,179</b>	<b>4,515,854</b>	<b>4,515,854</b>
<b>Net Assets - Ending Balance</b>	<b>3,586,179</b>	<b>4,515,854</b>	<b>4,515,854</b>	<b>4,515,854</b>

## County of Marin

**Operation of Enterprise Fund  
 Fiscal Year 2020-21**

**Fund Title: 6770 San Geronimo Golf Course  
 Service Activity: Recreation and Cultural  
 Services - Recreation Facilities**

Operating Detail	2018-19 Actual	2019-20 Estimated	2020-21 Recommended	2020-21 Adopted by the Board of Supervisors
1	2	3	4	5
<b>Operating Revenues</b>				
Use of Money and Property	85,867	0	0	0
Intergovernmental Revenues	0	227,330	0	0
Charges for Current Services	643,544	0	0	0
Miscellaneous Revenues	131,723	0	0	0
<b>Total Operating Revenues</b>	<b>861,134</b>	<b>227,330</b>	<b>0</b>	<b>0</b>
<b>Operating Expenditures/Appropriations</b>				
Services and Supplies	1,211,796	0	0	0
<b>Total Operating Expenditures/Appropriations</b>	<b>1,211,796</b>	<b>0</b>	<b>0</b>	<b>0</b>
<b>Operating Income (Loss)</b>	<b>(350,662)</b>	<b>227,330</b>	<b>0</b>	<b>0</b>
<b>Non-Operating Expenses and Revenue</b>				
Interest/Investment Income and/or Gain	(3,753)	(3,100)	0	0
<b>Non-Operating Expenses and Revenue</b>	<b>(3,753)</b>	<b>(3,100)</b>	<b>0</b>	<b>0</b>
<b>Change in Net Assets</b>	<b>(354,415)</b>	<b>224,230</b>	<b>0</b>	<b>0</b>
<b>Net Assets - Begining Balance</b>	<b>140,223</b>	<b>(214,192)</b>	<b>10,038</b>	<b>10,038</b>
<b>Net Assets - Ending Balance</b>	<b>(214,192)</b>	<b>10,038</b>	<b>10,038</b>	<b>10,038</b>

# *Special District Budget Forms*

---

## County of Marin

### Special Districts and Other Agencies Summary - Non Enterprise Fiscal Year 2020-21

District/Agency Name 1	Total Financing Sources			Total Financing Uses			
	Fund Balance Available June 30, 2020 2	Decreases to Obligated Fund Balances 3	Additional Funding Sources 4	Total Financing Sources 5	Financing Uses 6	Increases to Obligated Fund Balances 7	Total Financing Uses 8

#### Sewer Maintenance

3010 Murray Park SMD	27,298	0	104,441	131,739	131,739	0	131,739
3020 San Quentin SMD	29,163	0	45,699	74,862	74,862	0	74,862
<b>Total Sewer Maintenance</b>	<b>56,461</b>	<b>0</b>	<b>150,140</b>	<b>206,601</b>	<b>206,601</b>	<b>0</b>	<b>206,601</b>

#### Community Service Area

3030 CSA #1 Loma Verde	67,028	0	51,669	118,697	118,697	0	118,697
3040 CSA #6 Santa Venetia	97,809	0	212,484	310,293	310,293	0	310,293
3050 CSA #9 Northbridge	10,763	0	20,317	31,080	31,080	0	31,080
3060 CSA#13MarinCoUpLucas	154,245	0	815,000	969,245	969,245	0	969,245
3070 CSA #14 Hmstd Valley	55,097	0	407,167	462,264	462,264	0	462,264
3080 CSA #16 Greenbrae	69,087	0	305,946	375,033	375,033	0	375,033
3090 CSA #17 Kentfield	1,092,664	0	841,230	1,933,894	1,933,894	0	1,933,894
3100 CSA #17 Police Svcs	6,584	0	222,657	229,241	229,241	0	229,241
3110 CSA #18GalnsVilgArea	7,018	0	178,625	185,643	185,643	0	185,643
3120 CSA #19FireProtecSvc	0	0	2,977,500	2,977,500	2,977,500	0	2,977,500

## County of Marin

### Special Districts and Other Agencies Summary - Non Enterprise Fiscal Year 2020-21

District/Agency Name 1	Total Financing Sources			Total Financing Uses			
	Fund Balance Available June 30, 2020 2	Decreases to Obligated Fund Balances 3	Additional Funding Sources 4	Total Financing Sources 5	Financing Uses 6	Increases to Obligated Fund Balances 7	Total Financing Uses 8
3130 CSA #20 IndianValley	85,202	0	14,798	100,000	100,000	0	100,000
3140 CSA #27 RssVal'yPara	0	0	60,550	60,550	60,550	0	60,550
3150 CSA #28 WMarinParmed	0	0	371,427	371,427	371,427	0	371,427
3160 CSA #29 Paradise Cay	712,194	0	162,305	874,499	874,499	0	874,499
3170 CSA #31 Co Fire	9,891	0	520,000	529,891	529,891	0	529,891
3180 CSA #33 Stnsn Bch	7,593	0	29,859	37,452	37,452	0	37,452
3410 CSA 17 License Plate Readers	0	0	6,237	6,237	6,237	0	6,237
3460 INVERNES #2A PRD	0	0	0	0	0	0	0
3470 CSA 14 CAPITAL IMPROVEMENT	0	0	0	0	0	0	0
<b>Total Community Service Area</b>	<b>2,375,175</b>	<b>0</b>	<b>7,197,771</b>	<b>9,572,946</b>	<b>9,572,946</b>	<b>0</b>	<b>9,572,946</b>
<b>Lighting District</b>							
3190 Marin Co Lighting	344,030	0	971,630	1,315,660	1,315,660	0	1,315,660
3200 RushCrkLight&Landscp	24,487	0	85,775	110,262	110,262	0	110,262
<b>Total Lighting District</b>	<b>368,517</b>	<b>0</b>	<b>1,057,405</b>	<b>1,425,922</b>	<b>1,425,922</b>	<b>0</b>	<b>1,425,922</b>
<b>Flood Control Zone</b>							
2190 Marin County Stormwater Pollution	74,231	0	806,500	880,731	880,731	0	880,731

## County of Marin

### Special Districts and Other Agencies Summary - Non Enterprise Fiscal Year 2020-21

District/Agency Name 1	Total Financing Sources			Total Financing Uses			
	Fund Balance Available June 30, 2020 2	Decreases to Obligated Fund Balances 3	Additional Funding Sources 4	Total Financing Sources 5	Financing Uses 6	Increases to Obligated Fund Balances 7	Total Financing Uses 8
3210 FCZ #1 Novato	0	0	2,755,500	2,755,500	2,755,500	0	2,755,500
3220 FCZ #3 RichardsonBay	4,439,130	0	2,178,394	6,617,524	6,617,524	0	6,617,524
3230 FCZ #4 Bel Aire	84,845	0	795,143	879,988	879,988	0	879,988
3240 FCZ #4AStrwbryCircle	0	0	6,869	6,869	6,869	0	6,869
3250 FCZ #5 Stnsn Bch	25,924	0	93,230	119,154	119,154	0	119,154
3260 FCZ #6 SnRfIMeadows	2,208	0	40,575	42,783	42,783	0	42,783
3270 FCZ #7 Santa Venetia	324,464	0	503,100	827,564	827,564	0	827,564
3280 FCZ #9ARssVlyCrteMad	255,525	0	1,000	256,525	256,525	0	256,525
3290 FCZ #9 Ross Valley	516,884	0	2,738,578	3,255,462	3,255,462	0	3,255,462
3300 FCZ #10 Inverness	12,330	0	20	12,350	12,350	0	12,350
<b>Total Flood Control Zone</b>	<b>5,735,541</b>	<b>0</b>	<b>9,918,909</b>	<b>15,654,450</b>	<b>15,654,450</b>	<b>0</b>	<b>15,654,450</b>

#### Permanent Road Division

3310 Bolinas HighlandsPRD	7,736	0	10,636	18,372	18,372	0	18,372
3320 Monte Cristo PRD	59,486	0	5,514	65,000	65,000	0	65,000
3330 Inverness Div #2 PRD	19,286	0	3,714	23,000	23,000	0	23,000
3340 Mt ViewAveLagntasPRD	7,458	0	2,542	10,000	10,000	0	10,000
3350 Paradise Estates PRD	53,503	0	51,359	104,862	104,862	0	104,862



## County of Marin

### Special Districts and Other Agencies Summary - Non Enterprise Fiscal Year 2020-21

District/Agency Name 1	Total Financing Sources			Total Financing Uses			
	Fund Balance Available June 30, 2020 2	Decreases to Obligated Fund Balances 3	Additional Funding Sources 4	Total Financing Sources 5	Financing Uses 6	Increases to Obligated Fund Balances 7	Total Financing Uses 8
3360 Madrone ParkCrclePRD	0	0	0	0	0	0	0
<b>Total Permanent Road Division</b>	<b>147,469</b>	<b>0</b>	<b>73,765</b>	<b>221,234</b>	<b>221,234</b>	<b>0</b>	<b>221,234</b>
<b>Open Space</b>							
2540 Marin County Open Space	0	0	8,312,567	8,312,567	8,312,567	0	8,312,567
<b>Total Open Space</b>	<b>0</b>	<b>0</b>	<b>8,312,567</b>	<b>8,312,567</b>	<b>8,312,567</b>	<b>0</b>	<b>8,312,567</b>
<b>Other</b>							
1620 ConsolReassmtBndsDSF	0	0	59,000	59,000	59,000	0	59,000
1640 CFD 97-1AssmtBndsDSF	(14,000)	0	313,000	299,000	299,000	0	299,000
1650 CFD93-1AssmtBondsDSF	(7,000)	0	313,500	306,500	306,500	0	306,500
1670 2013 Refunding Revenue Bond	0	0	634,000	634,000	634,000	0	634,000
2710 PublicAuth Admin (IHSS)	0	0	2,977,725	2,977,725	2,977,725	0	2,977,725
3400 Law Library BP6322.1	14,900	0	195,300	210,200	210,200	0	210,200
<b>Total Other</b>	<b>(6,100)</b>	<b>0</b>	<b>4,492,525</b>	<b>4,486,425</b>	<b>4,486,425</b>	<b>0</b>	<b>4,486,425</b>
<b>Total Special Districts and Other Agencies</b>	<b>8,677,063</b>	<b>0</b>	<b>31,203,082</b>	<b>39,880,145</b>	<b>39,880,145</b>	<b>0</b>	<b>39,880,145</b>

## County of Marin

### Fund Balance - Special District and Other Agencies - Non Enterprise Fiscal Year 2020-21

District/Agency Name	Total Fund Balance June 30, 2020	Less: Obligated Fund Balances			Fund Balance Available June 30, 2020
		Encumbrances	Nonspendable, Restricted, and Committed	Assigned	
1	2	3	4	5	6

#### Sewer Maintenance

3010 Murray Park SMD	27,298	0	0	0	27,298
3020 San Quentin SMD	52,527	23,364	0	0	29,163
<b>Total Sewer Maintenance</b>	<b>79,825</b>	<b>23,364</b>	<b>0</b>	<b>0</b>	<b>56,461</b>

#### Community Service Area

3030 CSA #1 Loma Verde	67,028	0	0	0	67,028
3040 CSA #6 Santa Venetia	258,945	161,136	0	0	97,809
3050 CSA #9 Northbridge	10,763	0	0	0	10,763
3060 CSA#13MarinCoUpLucas	191,846	37,601	0	0	154,245
3070 CSA #14 Hmstd Valley	69,167	14,070	0	0	55,097
3080 CSA #16 Greenbrae	134,347	65,260	0	0	69,087
3090 CSA #17 Kentfield	1,173,988	81,324	0	0	1,092,664
3100 CSA #17 Police Svcs	6,584	0	0	0	6,584
3110 CSA #18GalnsVilgArea	7,193	175	0	0	7,018
3120 CSA #19FireProtecSvc	0	0	0	0	0
3130 CSA #20 IndianValley	85,202	0	0	0	85,202
3140 CSA #27 RssVal'yPara	0	0	0	0	0
3150 CSA #28 WMarinParmed	0	0	0	0	0

## County of Marin

### Fund Balance - Special District and Other Agencies - Non Enterprise Fiscal Year 2020-21

District/Agency Name 1	Total Fund Balance June 30, 2020 2	Less: Obligated Fund Balances			Fund Balance Available June 30, 2020 6
		Encumbrances 3	Nonspendable, Restricted, and Committed 4	Assigned 5	
3160 CSA #29 Paradise Cay	714,545	2,351	0	0	712,194
3170 CSA #31 Co Fire	9,891	0	0	0	9,891
3180 CSA #33 Stnsn Bch	7,689	96	0	0	7,593
3410 CSA 17 License Plate Readers	5,243	5,243	0	0	0
3460 INVERNES #2A PRD	0	0	0	0	0
3470 CSA 14 CAPITAL IMPROVEMENT	0	0	0	0	0
<b>Total Community Service Area</b>	<b>2,742,431</b>	<b>367,256</b>	<b>0</b>	<b>0</b>	<b>2,375,175</b>
<b>Lighting District</b>					
3190 Marin Co Lighting	378,041	34,011	0	0	344,030
3200 RushCrkLight&Landscp	32,892	8,405	0	0	24,487
<b>Total Lighting District</b>	<b>410,933</b>	<b>42,416</b>	<b>0</b>	<b>0</b>	<b>368,517</b>
<b>Flood Control Zone</b>					
2190 Marin County Stormwater Pollution	211,766	137,535	0	0	74,231
3210 FCZ #1 Novato	3,087,628	3,087,628	0	0	0
3220 FCZ #3 RichardsonBay	5,038,190	599,060	0	0	4,439,130
3230 FCZ #4 Bel Aire	320,958	236,113	0	0	84,845
3240 FCZ #4AstrwbryCircle	0	0	0	0	0
3250 FCZ #5 Stnsn Bch	48,028	22,104	0	0	25,924
3260 FCZ #6 SnRfIMeadows	27,608	25,400	0	0	2,208

## County of Marin

### Fund Balance - Special District and Other Agencies - Non Enterprise Fiscal Year 2020-21

District/Agency Name 1	Total Fund Balance June 30, 2020 2	Less: Obligated Fund Balances			Fund Balance Available June 30, 2020 6
		Encumbrances 3	Nonspendable, Restricted, and Committed 4	Assigned 5	
3270 FCZ #7 Santa Venetia	345,194	20,730	0	0	324,464
3280 FCZ #9ARssVlyCrteMad	255,525	0	0	0	255,525
3290 FCZ #9 Ross Valley	3,795,767	3,278,883	0	0	516,884
3300 FCZ #10 Inverness	17,830	5,500	0	0	12,330
<b>Total Flood Control Zone</b>	<b>13,148,494</b>	<b>7,412,953</b>	<b>0</b>	<b>0</b>	<b>5,735,541</b>
<b>Permanent Road Division</b>					
3310 Bolinas HighlandsPRD	7,736	0	0	0	7,736
3320 Monte Cristo PRD	59,486	0	0	0	59,486
3330 Inverness Div #2 PRD	20,693	1,407	0	0	19,286
3340 Mt ViewAveLagntasPRD	7,458	0	0	0	7,458
3350 Paradise Estates PRD	59,103	5,600	0	0	53,503
3360 Madrone ParkCrclePRD	0	0	0	0	0
<b>Total Permanent Road Division</b>	<b>154,476</b>	<b>7,007</b>	<b>0</b>	<b>0</b>	<b>147,469</b>
<b>Open Space</b>					
2540 Marin County Open Space	7,025,428	1,025,428	3,000,000	3,000,000	0
<b>Total Open Space</b>	<b>7,025,428</b>	<b>1,025,428</b>	<b>3,000,000</b>	<b>3,000,000</b>	<b>0</b>
<b>Other</b>					
1620 ConsolReassmtBndsDSF	0	0	0	0	0
1640 CFD 97-1AssmtBndsDSF	(14,000)	0	0	0	(14,000)

## County of Marin

### Fund Balance - Special District and Other Agencies - Non Enterprise Fiscal Year 2020-21

District/Agency Name 1	Total Fund Balance June 30, 2020 2	Less: Obligated Fund Balances			Fund Balance Available June 30, 2020 6
		Encumbrances 3	Nonspendable, Restricted, and Committed 4	Assigned 5	
1650 CFD93-1AssmtBondsDSF	(7,000)	0	0	0	(7,000)
1670 2013 Refunding Revenue Bond	0	0	0	0	0
2710 PublicAuth Admin (IHSS)	0	0	0	0	0
3400 Law Library BP6322.1	14,900	0	0	0	14,900
<b>Total Other</b>	<b>(6,100)</b>	<b>0</b>	<b>0</b>	<b>0</b>	<b>(6,100)</b>
<b>Total Special Districts and Other Agencies</b>	<b>23,555,487</b>	<b>8,878,424</b>	<b>3,000,000</b>	<b>3,000,000</b>	<b>8,677,063</b>

## County of Marin

### Special Districts and Other Agencies - Non Enterprise Obligated Fund Balances Fiscal Year 2020-21

District / Agency Name	Obligated Fund Balance June 30, 2020	Decreases or Cancellations		Decreases or Cancellations		Total Obligated Fund Balances for the Year
		Recommended	Adopted by the Board of Supervisors	Recommended	Adopted by the Board of Supervisors	
1	2	3	4	5	6	7

**Open Space**

2540	Marin County Open Space						
<b>Committed</b>							
	399997 OPEN SPACE CMTD FD BAL-VEHI	0	0	0	0	0	0
	320555 COM FD BAL-ECNOMIC UNCERT	1,000,000	0	0	0	0	1,000,000
	320525 COM FUND BAL-ONETME CAP PR	1,000,000	0	0	0	0	1,000,000
	320515 COMMITTED FUND BAL-SP LITIG	1,000,000	0	0	0	0	1,000,000
	<b>Total Committed</b>	<b>3,000,000</b>	<b>0</b>	<b>0</b>	<b>0</b>	<b>0</b>	<b>3,000,000</b>
<b>Assigned</b>							
	330325 ASSIGNED FD BAL-VEHICLE REPL	1,000,000	0	0	0	0	1,000,000
	330312 DESIGNATED FB - FACILITY IMPR	2,000,000	0	0	0	0	2,000,000
	330311 REQUIRED USE OF FUND BALANC	0	0	0	0	0	0
	<b>Total Assigned</b>	<b>3,000,000</b>	<b>0</b>	<b>0</b>	<b>0</b>	<b>0</b>	<b>3,000,000</b>
<b>Total 2540</b>	<b>Marin County Open Space</b>	<b>6,000,000</b>	<b>0</b>	<b>0</b>	<b>0</b>	<b>0</b>	<b>6,000,000</b>
<b>Total</b>	<b>Open Space</b>	<b>6,000,000</b>	<b>0</b>	<b>0</b>	<b>0</b>	<b>0</b>	<b>6,000,000</b>
<b>Total Special Districts and Other Agencies</b>		<b>6,000,000</b>	<b>0</b>	<b>0</b>	<b>0</b>	<b>0</b>	<b>6,000,000</b>

## County of Marin

### Special Districts and Other Agencies - Non Enterprise Financing Sources and Uses by Budget Unit by Object Fiscal Year 2020-21

Detail by Revenue Category and Expenditure Object	2018-19 Actual	2019-20 Estimated	2020-21 Recommended	2020-21 Adopted by the Board of Supervisors
1	2	3	4	5

**1620 ConsolReassmtBndsDSF**

Revenues				
Taxes	55,230	56,300	59,000	59,000
Use of Money and Property	1,028	333	0	0
Miscellaneous Revenues	0	0	0	0
<b>Total for: Revenues</b>	<b>56,258</b>	<b>56,633</b>	<b>59,000</b>	<b>59,000</b>
Expenditures/Appropriations				
Services and Supplies	3,873	3,618	7,000	7,000
Transfers Out	50,548	50,722	52,000	52,000
<b>Total for: Expenditures/Appropriations</b>	<b>54,421</b>	<b>54,340</b>	<b>59,000</b>	<b>59,000</b>
<b>Net Cost:</b>	<b>(1,837)</b>	<b>(2,293)</b>	<b>0</b>	<b>0</b>

## County of Marin

### Special Districts and Other Agencies - Non Enterprise Financing Sources and Uses by Budget Unit by Object Fiscal Year 2020-21

Detail by Revenue Category and Expenditure Object	2018-19 Actual	2019-20 Estimated	2020-21 Recommended	2020-21 Adopted by the Board of Supervisors
1	2	3	4	5

**1640    CFD 97-1AssmtBndsDSF**

Revenues				
Taxes	303,936	304,009	313,000	313,000
Use of Money and Property	8,869	3,907	0	0
<b>Total for:    Revenues</b>	<b>312,805</b>	<b>307,916</b>	<b>313,000</b>	<b>313,000</b>
Expenditures/Appropriations				
Services and Supplies	11,183	8,578	15,000	15,000
Transfers Out	274,939	274,959	284,000	284,000
<b>Total for:    Expenditures/Appropriations</b>	<b>286,122</b>	<b>283,537</b>	<b>299,000</b>	<b>299,000</b>
<b>Net Cost:</b>	<b>(26,683)</b>	<b>(24,379)</b>	<b>(14,000)</b>	<b>(14,000)</b>



## County of Marin

### Special Districts and Other Agencies - Non Enterprise Financing Sources and Uses by Budget Unit by Object Fiscal Year 2020-21

Detail by Revenue Category and Expenditure Object	2018-19 Actual	2019-20 Estimated	2020-21 Recommended	2020-21 Adopted by the Board of Supervisors
1	2	3	4	5

**1650    CFD93-1AssmtBondsDSF**

Revenues				
Taxes	303,936	304,009	313,500	313,500
Use of Money and Property	7,940	3,182	0	0
<b>Total for:        Revenues</b>	<b>311,876</b>	<b>307,191</b>	<b>313,500</b>	<b>313,500</b>
Expenditures/Appropriations				
Services and Supplies	3,940	2,970	8,500	8,500
Transfers Out	291,709	292,450	298,000	298,000
<b>Total for:        Expenditures/Appropriations</b>	<b>295,649</b>	<b>295,420</b>	<b>306,500</b>	<b>306,500</b>
<b>Net Cost:</b>	<b>(16,227)</b>	<b>(11,771)</b>	<b>(7,000)</b>	<b>(7,000)</b>

## County of Marin

### Special Districts and Other Agencies - Non Enterprise Financing Sources and Uses by Budget Unit by Object Fiscal Year 2020-21

Detail by Revenue Category and Expenditure Object	2018-19 Actual	2019-20 Estimated	2020-21 Recommended	2020-21 Adopted by the Board of Supervisors
1	2	3	4	5

#### 1670 2013 Refunding Revenue Bond

Revenues				
Use of Money and Property	(6,167)	(3,443)	0	0
Other Financing Sources	617,197	618,131	634,000	634,000
<b>Total for: Revenues</b>	<b>611,030</b>	<b>614,688</b>	<b>634,000</b>	<b>634,000</b>
Expenditures/Appropriations				
Services and Supplies	3,700	3,600	10,000	10,000
Other Financing Uses	617,638	620,346	624,000	624,000
<b>Total for: Expenditures/Appropriations</b>	<b>621,338</b>	<b>623,946</b>	<b>634,000</b>	<b>634,000</b>
<b>Net Cost:</b>	<b>10,308</b>	<b>9,258</b>	<b>0</b>	<b>0</b>

## County of Marin

### Special Districts and Other Agencies - Non Enterprise Financing Sources and Uses by Budget Unit by Object Fiscal Year 2020-21

Detail by Revenue Category and Expenditure Object	2018-19 Actual	2019-20 Estimated	2020-21 Recommended	2020-21 Adopted by the Board of Supervisors
1	2	3	4	5

#### 2190 Marin County Stormwater Pollution

Revenues				
Use of Money and Property	13,663	10,416	6,500	6,500
Charges for Current Services	553,074	575,360	588,974	588,974
Miscellaneous Revenues	0	0	0	0
Other Financing Sources	196,926	204,640	211,026	211,026
<b>Total for: Revenues</b>	<b>763,663</b>	<b>790,416</b>	<b>806,500</b>	<b>806,500</b>
Expenditures/Appropriations				
Services and Supplies	199,879	158,908	326,900	326,900
Interfund Expense	512,179	540,435	553,831	553,831
<b>Total for: Expenditures/Appropriations</b>	<b>712,058</b>	<b>699,343</b>	<b>880,731</b>	<b>880,731</b>
<b>Net Cost:</b>	<b>(51,605)</b>	<b>(91,073)</b>	<b>74,231</b>	<b>74,231</b>

## County of Marin

### Special Districts and Other Agencies - Non Enterprise Financing Sources and Uses by Budget Unit by Object Fiscal Year 2020-21

Detail by Revenue Category and Expenditure Object	2018-19 Actual	2019-20 Estimated	2020-21 Recommended	2020-21 Adopted by the Board of Supervisors
1	2	3	4	5

#### 2540 Marin County Open Space

Revenues				
Taxes	7,989,298	8,312,341	8,012,324	8,012,324
Licenses, Permits and Franchises	7,730	4,441	0	0
Use of Money and Property	236,357	150,157	162,434	162,434
Intergovernmental Revenues	168,178	33,878	35,809	35,809
Charges for Current Services	1,030	0	0	0
Miscellaneous Revenues	130,345	348,228	102,000	102,000
Other Financing Sources	153,000	3,295,671	0	0
<b>Total for: Revenues</b>	<b>8,685,938</b>	<b>12,144,716</b>	<b>8,312,567</b>	<b>8,312,567</b>
Expenditures/Appropriations				
Salary and Benefits	4,979,277	5,414,886	4,889,349	4,889,349
Services and Supplies	1,314,997	1,982,743	1,380,079	1,380,079
Capital Assets	0	3,295,671	0	0
Intrafund Expense	0	0	0	0
Interfund Expense	1,395,248	1,389,139	2,043,139	2,043,139
Other Financing Uses	145,000	0	0	0
Transfers Out	10,000	10,000	0	0
<b>Total for: Expenditures/Appropriations</b>	<b>7,844,522</b>	<b>12,092,439</b>	<b>8,312,567</b>	<b>8,312,567</b>
<b>Net Cost:</b>	<b>(841,416)</b>	<b>(52,277)</b>	<b>0</b>	<b>0</b>

## County of Marin

### Special Districts and Other Agencies - Non Enterprise Financing Sources and Uses by Budget Unit by Object Fiscal Year 2020-21

Detail by Revenue Category and Expenditure Object	2018-19 Actual	2019-20 Estimated	2020-21 Recommended	2020-21 Adopted by the Board of Supervisors
1	2	3	4	5

**2710 PublicAuth Admin (IHSS)**

Revenues				
Use of Money and Property	13,276	3,910	0	0
Intergovernmental Revenues	363,478	350,840	365,000	365,000
Miscellaneous Revenues	0	220	0	0
Other Financing Sources	2,548,862	2,148,460	2,612,725	2,612,725
<b>Total for: Revenues</b>	<b>2,925,616</b>	<b>2,503,430</b>	<b>2,977,725</b>	<b>2,977,725</b>
Expenditures/Appropriations				
Salary and Benefits	438,938	543,512	541,825	541,825
Services and Supplies	106,483	187,252	106,512	106,512
Support of Clients	1,844,111	1,977,704	2,261,000	2,261,000
Interfund Expense	68,388	0	68,388	68,388
<b>Total for: Expenditures/Appropriations</b>	<b>2,457,920</b>	<b>2,708,468</b>	<b>2,977,725</b>	<b>2,977,725</b>
<b>Net Cost:</b>	<b>(467,696)</b>	<b>205,038</b>	<b>0</b>	<b>0</b>

## County of Marin

**Special Districts and Other Agencies - Non Enterprise  
 Financing Sources and Uses by Budget Unit by Object  
 Fiscal Year 2020-21**

Detail by Revenue Category and Expenditure Object 1	2018-19 Actual 2	2019-20 Estimated 3	2020-21 Recommended 4	2020-21 Adopted by the Board of Supervisors 5
--	------------------------	---------------------------	-----------------------------	--

**3010 Murray Park SMD**

Revenues				
Taxes	103,032	106,221	103,466	103,466
Use of Money and Property	7,651	3,922	750	750
Intergovernmental Revenues	238	238	225	225
<b>Total for: Revenues</b>	<b>110,921</b>	<b>110,381</b>	<b>104,441</b>	<b>104,441</b>
Expenditures/Appropriations				
Services and Supplies	84,169	89,323	124,560	124,560
Interfund Expense	21,819	9,828	7,179	7,179
<b>Total for: Expenditures/Appropriations</b>	<b>105,988</b>	<b>99,151</b>	<b>131,739</b>	<b>131,739</b>
<b>Net Cost:</b>	<b>(4,933)</b>	<b>(11,230)</b>	<b>27,298</b>	<b>27,298</b>

## County of Marin

### Special Districts and Other Agencies - Non Enterprise Financing Sources and Uses by Budget Unit by Object Fiscal Year 2020-21

Detail by Revenue Category and Expenditure Object	2018-19 Actual	2019-20 Estimated	2020-21 Recommended	2020-21 Adopted by the Board of Supervisors
1	2	3	4	5

**3020 San Quentin SMD**

Revenues				
Taxes	45,629	46,125	45,099	45,099
Use of Money and Property	5,602	3,146	500	500
Intergovernmental Revenues	93	90	100	100
Miscellaneous Revenues	0	0	0	0
<b>Total for: Revenues</b>	<b>51,324</b>	<b>49,361</b>	<b>45,699</b>	<b>45,699</b>
Expenditures/Appropriations				
Services and Supplies	15,038	62,231	53,200	53,200
Interfund Expense	13,498	8,672	21,662	21,662
<b>Total for: Expenditures/Appropriations</b>	<b>28,536</b>	<b>70,903</b>	<b>74,862</b>	<b>74,862</b>
<b>Net Cost:</b>	<b>(22,788)</b>	<b>21,542</b>	<b>29,163</b>	<b>29,163</b>

## County of Marin

### Special Districts and Other Agencies - Non Enterprise Financing Sources and Uses by Budget Unit by Object Fiscal Year 2020-21

Detail by Revenue Category and Expenditure Object	2018-19 Actual	2019-20 Estimated	2020-21 Recommended	2020-21 Adopted by the Board of Supervisors
1	2	3	4	5

**3030 CSA #1 Loma Verde**

Revenues				
Taxes	45,876	48,077	46,160	46,160
Use of Money and Property	10,082	6,224	5,304	5,304
Intergovernmental Revenues	193	194	205	205
<b>Total for: Revenues</b>	<b>56,151</b>	<b>54,495</b>	<b>51,669</b>	<b>51,669</b>
Expenditures/Appropriations				
Services and Supplies	1,607	3,674	90,500	90,500
Interfund Expense	7,246	1,372	28,197	28,197
<b>Total for: Expenditures/Appropriations</b>	<b>8,853</b>	<b>5,046</b>	<b>118,697</b>	<b>118,697</b>
<b>Net Cost:</b>	<b>(47,298)</b>	<b>(49,449)</b>	<b>67,028</b>	<b>67,028</b>



## County of Marin

### Special Districts and Other Agencies - Non Enterprise Financing Sources and Uses by Budget Unit by Object Fiscal Year 2020-21

Detail by Revenue Category and Expenditure Object	2018-19 Actual	2019-20 Estimated	2020-21 Recommended	2020-21 Adopted by the Board of Supervisors
1	2	3	4	5

**3040 CSA #6 Santa Venetia**

Revenues				
Taxes	227,710	233,002	209,984	209,984
Use of Money and Property	66,748	40,600	1,500	1,500
Intergovernmental Revenues	981	964	1,000	1,000
<b>Total for: Revenues</b>	<b>295,439</b>	<b>274,566</b>	<b>212,484</b>	<b>212,484</b>
Expenditures/Appropriations				
Services and Supplies	23,469	25,150	240,000	240,000
Interfund Expense	35,509	27,868	70,293	70,293
<b>Total for: Expenditures/Appropriations</b>	<b>58,978</b>	<b>53,018</b>	<b>310,293</b>	<b>310,293</b>
<b>Net Cost:</b>	<b>(236,461)</b>	<b>(221,548)</b>	<b>97,809</b>	<b>97,809</b>

## County of Marin

### Special Districts and Other Agencies - Non Enterprise Financing Sources and Uses by Budget Unit by Object Fiscal Year 2020-21

Detail by Revenue Category and Expenditure Object	2018-19 Actual	2019-20 Estimated	2020-21 Recommended	2020-21 Adopted by the Board of Supervisors
1	2	3	4	5

**3050 CSA #9 Northbridge**

Revenues				
Taxes	19,420	19,723	19,963	19,963
Use of Money and Property	906	494	354	354
Intergovernmental Revenues	63	62	0	0
<b>Total for: Revenues</b>	<b>20,389</b>	<b>20,279</b>	<b>20,317</b>	<b>20,317</b>
Expenditures/Appropriations				
Services and Supplies	21,990	9,943	24,662	24,662
Interfund Expense	6,494	4,718	6,418	6,418
<b>Total for: Expenditures/Appropriations</b>	<b>28,484</b>	<b>14,661</b>	<b>31,080</b>	<b>31,080</b>
<b>Net Cost:</b>	<b>8,095</b>	<b>(5,618)</b>	<b>10,763</b>	<b>10,763</b>

## County of Marin

### Special Districts and Other Agencies - Non Enterprise Financing Sources and Uses by Budget Unit by Object Fiscal Year 2020-21

Detail by Revenue Category and Expenditure Object	2018-19 Actual	2019-20 Estimated	2020-21 Recommended	2020-21 Adopted by the Board of Supervisors
1	2	3	4	5

**3060 CSA#13MarinCoUpLucas**

Revenues				
Taxes	766,239	788,074	810,000	810,000
Use of Money and Property	19,966	12,494	3,000	3,000
Intergovernmental Revenues	2,594	2,576	2,000	2,000
Miscellaneous Revenues	0	530	0	0
<b>Total for: Revenues</b>	<b>788,799</b>	<b>803,674</b>	<b>815,000</b>	<b>815,000</b>
Expenditures/Appropriations				
Services and Supplies	677,443	662,444	950,000	950,000
Interfund Expense	14,980	17,613	19,245	19,245
<b>Total for: Expenditures/Appropriations</b>	<b>692,423</b>	<b>680,057</b>	<b>969,245</b>	<b>969,245</b>
<b>Net Cost:</b>	<b>(96,376)</b>	<b>(123,617)</b>	<b>154,245</b>	<b>154,245</b>

## County of Marin

### Special Districts and Other Agencies - Non Enterprise Financing Sources and Uses by Budget Unit by Object Fiscal Year 2020-21

Detail by Revenue Category and Expenditure Object	2018-19 Actual	2019-20 Estimated	2020-21 Recommended	2020-21 Adopted by the Board of Supervisors
1	2	3	4	5

**3070 CSA #14 Hmstd Valley**

Revenues				
Taxes	368,645	381,698	391,743	391,743
Use of Money and Property	13,491	8,096	5,002	5,002
Intergovernmental Revenues	839	835	422	422
Other Financing Sources	10,000	545,487	10,000	10,000
<b>Total for: Revenues</b>	<b>392,975</b>	<b>936,116</b>	<b>407,167</b>	<b>407,167</b>
Expenditures/Appropriations				
Services and Supplies	225,701	238,876	368,998	368,998
Capital Assets	0	0	0	0
Interfund Expense	10,775	6,828	8,759	8,759
Other Financing Uses	79,212	620,722	84,507	84,507
<b>Total for: Expenditures/Appropriations</b>	<b>315,688</b>	<b>866,426</b>	<b>462,264</b>	<b>462,264</b>
<b>Net Cost:</b>	<b>(77,287)</b>	<b>(69,690)</b>	<b>55,097</b>	<b>55,097</b>

## County of Marin

### Special Districts and Other Agencies - Non Enterprise Financing Sources and Uses by Budget Unit by Object Fiscal Year 2020-21

Detail by Revenue Category and Expenditure Object	2018-19 Actual	2019-20 Estimated	2020-21 Recommended	2020-21 Adopted by the Board of Supervisors
1	2	3	4	5

**3080 CSA #16 Greenbrae**

Revenues				
Taxes	289,324	294,720	302,933	302,933
Use of Money and Property	8,846	3,725	2,598	2,598
Intergovernmental Revenues	411	408	415	415
Miscellaneous Revenues	0	0	0	0
<b>Total for: Revenues</b>	<b>298,581</b>	<b>298,853</b>	<b>305,946</b>	<b>305,946</b>
Expenditures/Appropriations				
Services and Supplies	213,513	289,734	350,621	350,621
Capital Assets	0	0	0	0
Interfund Expense	25,487	22,323	24,412	24,412
<b>Total for: Expenditures/Appropriations</b>	<b>239,000</b>	<b>312,057</b>	<b>375,033</b>	<b>375,033</b>
<b>Net Cost:</b>	<b>(59,581)</b>	<b>13,204</b>	<b>69,087</b>	<b>69,087</b>

## County of Marin

### Special Districts and Other Agencies - Non Enterprise Financing Sources and Uses by Budget Unit by Object Fiscal Year 2020-21

Detail by Revenue Category and Expenditure Object	2018-19 Actual	2019-20 Estimated	2020-21 Recommended	2020-21 Adopted by the Board of Supervisors
1	2	3	4	5

**3090 CSA #17 Kentfield**

Revenues				
Taxes	829,571	922,586	813,708	813,708
Licenses, Permits and Franchises	1,098	515	429	429
Use of Money and Property	93,525	58,488	26,464	26,464
Intergovernmental Revenues	617	613	629	629
Charges for Current Services	0	0	0	0
Miscellaneous Revenues	0	0	0	0
<b>Total for:</b>	<b>Revenues</b>	<b>924,811</b>	<b>982,202</b>	<b>841,230</b>
Expenditures/Appropriations				
Services and Supplies	330,177	279,264	1,688,693	1,688,693
Capital Assets	0	0	0	0
Interfund Expense	256,428	247,913	245,201	245,201
Transfers Out	0	1,250,000	0	0
<b>Total for:</b>	<b>Expenditures/Appropriations</b>	<b>586,605</b>	<b>1,777,177</b>	<b>1,933,894</b>
<b>Net Cost:</b>		<b>(338,206)</b>	<b>794,975</b>	<b>1,092,664</b>

## County of Marin

### Special Districts and Other Agencies - Non Enterprise Financing Sources and Uses by Budget Unit by Object Fiscal Year 2020-21

Detail by Revenue Category and Expenditure Object	2018-19 Actual	2019-20 Estimated	2020-21 Recommended	2020-21 Adopted by the Board of Supervisors
1	2	3	4	5

**3100 CSA #17 Police Svcs**

Revenues				
Taxes	206,676	211,345	222,657	222,657
Use of Money and Property	2,636	2,220	0	0
<b>Total for: Revenues</b>	<b>209,312</b>	<b>213,565</b>	<b>222,657</b>	<b>222,657</b>
Expenditures/Appropriations				
Interfund Expense	204,067	215,135	229,241	229,241
<b>Total for: Expenditures/Appropriations</b>	<b>204,067</b>	<b>215,135</b>	<b>229,241</b>	<b>229,241</b>
<b>Net Cost:</b>	<b>(5,245)</b>	<b>1,570</b>	<b>6,584</b>	<b>6,584</b>

## County of Marin

### Special Districts and Other Agencies - Non Enterprise Financing Sources and Uses by Budget Unit by Object Fiscal Year 2020-21

Detail by Revenue Category and Expenditure Object	2018-19 Actual	2019-20 Estimated	2020-21 Recommended	2020-21 Adopted by the Board of Supervisors
1	2	3	4	5

**3110 CSA #18GalnsVilgArea**

Revenues				
Taxes	168,729	175,861	176,045	176,045
Licenses, Permits and Franchises	66	0	0	0
Use of Money and Property	7,311	4,688	1,855	1,855
Intergovernmental Revenues	711	711	725	725
<b>Total for: Revenues</b>	<b>176,817</b>	<b>181,260</b>	<b>178,625</b>	<b>178,625</b>
Expenditures/Appropriations				
Services and Supplies	66,301	62,192	114,790	114,790
Capital Assets	0	0	0	0
Interfund Expense	57,223	52,327	70,853	70,853
<b>Total for: Expenditures/Appropriations</b>	<b>123,524</b>	<b>114,519</b>	<b>185,643</b>	<b>185,643</b>
<b>Net Cost:</b>	<b>(53,293)</b>	<b>(66,741)</b>	<b>7,018</b>	<b>7,018</b>



## County of Marin

### Special Districts and Other Agencies - Non Enterprise Financing Sources and Uses by Budget Unit by Object Fiscal Year 2020-21

Detail by Revenue Category and Expenditure Object	2018-19 Actual	2019-20 Estimated	2020-21 Recommended	2020-21 Adopted by the Board of Supervisors
1	2	3	4	5

**3120 CSA #19Fire ProtecSvc**

Revenues				
Taxes	2,798,653	2,896,088	2,915,000	2,915,000
Use of Money and Property	153,415	60,623	50,000	50,000
Intergovernmental Revenues	11,890	11,807	12,500	12,500
<b>Total for: Revenues</b>	<b>2,963,958</b>	<b>2,968,518</b>	<b>2,977,500</b>	<b>2,977,500</b>
Expenditures/Appropriations				
Services and Supplies	2,051,178	3,138,822	2,412,290	2,412,290
Capital Assets	2,398,682	0	0	0
Interfund Expense	344,041	359,830	565,210	565,210
<b>Total for: Expenditures/Appropriations</b>	<b>4,793,901</b>	<b>3,498,652</b>	<b>2,977,500</b>	<b>2,977,500</b>
<b>Net Cost:</b>	<b>1,829,943</b>	<b>530,134</b>	<b>0</b>	<b>0</b>

## County of Marin

### Special Districts and Other Agencies - Non Enterprise Financing Sources and Uses by Budget Unit by Object Fiscal Year 2020-21

Detail by Revenue Category and Expenditure Object	2018-19 Actual	2019-20 Estimated	2020-21 Recommended	2020-21 Adopted by the Board of Supervisors
1	2	3	4	5

**3130 CSA #20 IndianValley**

Revenues				
Taxes	13,287	13,653	13,736	13,736
Use of Money and Property	4,157	2,413	1,062	1,062
Intergovernmental Revenues	57	56	0	0
<b>Total for: Revenues</b>	<b>17,501</b>	<b>16,122</b>	<b>14,798</b>	<b>14,798</b>
Expenditures/Appropriations				
Services and Supplies	0	12,000	100,000	100,000
Capital Assets	0	0	0	0
Interfund Expense	0	0	0	0
<b>Total for: Expenditures/Appropriations</b>	<b>0</b>	<b>12,000</b>	<b>100,000</b>	<b>100,000</b>
<b>Net Cost:</b>	<b>(17,501)</b>	<b>(4,122)</b>	<b>85,202</b>	<b>85,202</b>

## County of Marin

### Special Districts and Other Agencies - Non Enterprise Financing Sources and Uses by Budget Unit by Object Fiscal Year 2020-21

Detail by Revenue Category and Expenditure Object	2018-19 Actual	2019-20 Estimated	2020-21 Recommended	2020-21 Adopted by the Board of Supervisors
1	2	3	4	5

**3140 CSA #27 RssVal'yPara**

Revenues				
Taxes	55,527	58,539	60,550	60,550
Use of Money and Property	2	(2)	0	0
<b>Total for: Revenues</b>	<b>55,529</b>	<b>58,537</b>	<b>60,550</b>	<b>60,550</b>
Expenditures/Appropriations				
Interfund Expense	0	0	0	0
Other Financing Uses	55,119	58,245	60,550	60,550
<b>Total for: Expenditures/Appropriations</b>	<b>55,119</b>	<b>58,245</b>	<b>60,550</b>	<b>60,550</b>
<b>Net Cost:</b>	<b>(410)</b>	<b>(292)</b>	<b>0</b>	<b>0</b>

## County of Marin

### Special Districts and Other Agencies - Non Enterprise Financing Sources and Uses by Budget Unit by Object Fiscal Year 2020-21

Detail by Revenue Category and Expenditure Object	2018-19 Actual	2019-20 Estimated	2020-21 Recommended	2020-21 Adopted by the Board of Supervisors
1	2	3	4	5

**3150 CSA #28 WMarinParmed**

Revenues				
Taxes	375,797	375,734	371,427	371,427
Use of Money and Property	425	513	0	0
<b>Total for: Revenues</b>	<b>376,222</b>	<b>376,247</b>	<b>371,427</b>	<b>371,427</b>
Expenditures/Appropriations				
Interfund Expense	370,419	376,506	371,427	371,427
Transfers Out	0	0	0	0
<b>Total for: Expenditures/Appropriations</b>	<b>370,419</b>	<b>376,506</b>	<b>371,427</b>	<b>371,427</b>
<b>Net Cost:</b>	<b>(5,803)</b>	<b>259</b>	<b>0</b>	<b>0</b>

## County of Marin

### Special Districts and Other Agencies - Non Enterprise Financing Sources and Uses by Budget Unit by Object Fiscal Year 2020-21

Detail by Revenue Category and Expenditure Object	2018-19 Actual	2019-20 Estimated	2020-21 Recommended	2020-21 Adopted by the Board of Supervisors
1	2	3	4	5

**3160 CSA #29 Paradise Cay**

Revenues				
Taxes	209,860	216,162	161,805	161,805
Use of Money and Property	20,229	13,263	500	500
<b>Total for: Revenues</b>	<b>230,089</b>	<b>229,425</b>	<b>162,305</b>	<b>162,305</b>
Expenditures/Appropriations				
Services and Supplies	93,520	62,761	811,000	811,000
Capital Assets	0	0	0	0
Interfund Expense	16,630	25,437	63,499	63,499
<b>Total for: Expenditures/Appropriations</b>	<b>110,150</b>	<b>88,198</b>	<b>874,499</b>	<b>874,499</b>
<b>Net Cost:</b>	<b>(119,939)</b>	<b>(141,227)</b>	<b>712,194</b>	<b>712,194</b>

## County of Marin

**Special Districts and Other Agencies - Non Enterprise  
 Financing Sources and Uses by Budget Unit by Object  
 Fiscal Year 2020-21**

Detail by Revenue Category and Expenditure Object	2018-19 Actual	2019-20 Estimated	2020-21 Recommended	2020-21 Adopted by the Board of Supervisors
1	2	3	4	5

**3170 CSA #31 Co Fire**

Revenues				
Taxes	523,103	522,792	520,000	520,000
Use of Money and Property	490	659	0	0
<b>Total for: Revenues</b>	<b>523,593</b>	<b>523,451</b>	<b>520,000</b>	<b>520,000</b>
Expenditures/Appropriations				
Interfund Expense	514,535	531,746	529,891	529,891
Transfers Out	0	0	0	0
<b>Total for: Expenditures/Appropriations</b>	<b>514,535</b>	<b>531,746</b>	<b>529,891</b>	<b>529,891</b>
<b>Net Cost:</b>	<b>(9,058)</b>	<b>8,295</b>	<b>9,891</b>	<b>9,891</b>

## County of Marin

### Special Districts and Other Agencies - Non Enterprise Financing Sources and Uses by Budget Unit by Object Fiscal Year 2020-21

Detail by Revenue Category and Expenditure Object	2018-19 Actual	2019-20 Estimated	2020-21 Recommended	2020-21 Adopted by the Board of Supervisors
1	2	3	4	5

**3180 CSA #33 Stnsn Bch**

Revenues				
Taxes	13,005	12,977	14,535	14,535
Use of Money and Property	1,341	736	324	324
Miscellaneous Revenues	0	0	0	0
Other Financing Sources	15,000	15,000	15,000	15,000
<b>Total for: Revenues</b>	<b>29,346</b>	<b>28,713</b>	<b>29,859</b>	<b>29,859</b>
Expenditures/Appropriations				
Services and Supplies	17,819	18,305	30,631	30,631
Capital Assets	0	0	0	0
Interfund Expense	6,627	6,944	6,821	6,821
<b>Total for: Expenditures/Appropriations</b>	<b>24,446</b>	<b>25,249</b>	<b>37,452</b>	<b>37,452</b>
<b>Net Cost:</b>	<b>(4,900)</b>	<b>(3,464)</b>	<b>7,593</b>	<b>7,593</b>

## County of Marin

### Special Districts and Other Agencies - Non Enterprise Financing Sources and Uses by Budget Unit by Object Fiscal Year 2020-21

Detail by Revenue Category and Expenditure Object	2018-19 Actual	2019-20 Estimated	2020-21 Recommended	2020-21 Adopted by the Board of Supervisors
1	2	3	4	5

#### 3190 Marin Co Lighting

Revenues				
Taxes	998,640	1,050,819	952,939	952,939
Use of Money and Property	77,059	45,997	15,000	15,000
Intergovernmental Revenues	3,447	3,440	3,541	3,541
Miscellaneous Revenues	0	1	150	150
<b>Total for: Revenues</b>	<b>1,079,146</b>	<b>1,100,257</b>	<b>971,630</b>	<b>971,630</b>
Expenditures/Appropriations				
Services and Supplies	278,561	122,637	220,000	220,000
Capital Assets	0	0	75,000	75,000
Interfund Expense	695,655	600,884	945,132	945,132
Other Financing Uses	50,528	50,528	50,528	50,528
Transfers Out	22,000	853,600	25,000	25,000
<b>Total for: Expenditures/Appropriations</b>	<b>1,046,744</b>	<b>1,627,649</b>	<b>1,315,660</b>	<b>1,315,660</b>
<b>Net Cost:</b>	<b>(32,402)</b>	<b>527,392</b>	<b>344,030</b>	<b>344,030</b>



## County of Marin

**Special Districts and Other Agencies - Non Enterprise  
 Financing Sources and Uses by Budget Unit by Object  
 Fiscal Year 2020-21**

Detail by Revenue Category and Expenditure Object	2018-19 Actual	2019-20 Estimated	2020-21 Recommended	2020-21 Adopted by the Board of Supervisors
1	2	3	4	5

**3200 RushCrkLight&Landscp**

Revenues				
Taxes	84,283	84,283	84,281	84,281
Use of Money and Property	4,753	2,186	1,494	1,494
<b>Total for: Revenues</b>	<b>89,036</b>	<b>86,469</b>	<b>85,775</b>	<b>85,775</b>
Expenditures/Appropriations				
Services and Supplies	56,523	76,854	73,482	73,482
Capital Assets	0	0	0	0
Interfund Expense	35,322	35,709	36,780	36,780
<b>Total for: Expenditures/Appropriations</b>	<b>91,845</b>	<b>112,563</b>	<b>110,262</b>	<b>110,262</b>
<b>Net Cost:</b>	<b>2,809</b>	<b>26,094</b>	<b>24,487</b>	<b>24,487</b>

## County of Marin

### Special Districts and Other Agencies - Non Enterprise Financing Sources and Uses by Budget Unit by Object Fiscal Year 2020-21

Detail by Revenue Category and Expenditure Object	2018-19 Actual	2019-20 Estimated	2020-21 Recommended	2020-21 Adopted by the Board of Supervisors
1	2	3	4	5

**3210 FCZ #1 Novato**

Revenues				
Taxes	2,767,912	2,878,215	2,741,000	2,741,000
Licenses, Permits and Franchises	0	500	0	0
Use of Money and Property	134,696	94,649	4,500	4,500
Intergovernmental Revenues	60,899	927,227	10,000	10,000
Miscellaneous Revenues	250	0	0	0
Other Financing Sources	0	4,693	0	0
<b>Total for: Revenues</b>	<b>2,963,757</b>	<b>3,905,284</b>	<b>2,755,500</b>	<b>2,755,500</b>
Expenditures/Appropriations				
Services and Supplies	1,035,258	1,187,429	686,809	686,809
Capital Assets	0	0	903,375	903,375
Intrafund Expense	0	0	0	0
Interfund Expense	1,044,443	968,958	1,065,556	1,065,556
Other Financing Uses	0	1,100	99,760	99,760
<b>Total for: Expenditures/Appropriations</b>	<b>2,079,701</b>	<b>2,157,487</b>	<b>2,755,500</b>	<b>2,755,500</b>
<b>Net Cost:</b>	<b>(884,056)</b>	<b>(1,747,797)</b>	<b>0</b>	<b>0</b>

## County of Marin

### Special Districts and Other Agencies - Non Enterprise Financing Sources and Uses by Budget Unit by Object Fiscal Year 2020-21

Detail by Revenue Category and Expenditure Object	2018-19 Actual	2019-20 Estimated	2020-21 Recommended	2020-21 Adopted by the Board of Supervisors
1	2	3	4	5

**3220 FCZ #3 RichardsonBay**

Revenues				
Taxes	2,120,782	2,199,016	2,134,994	2,134,994
Use of Money and Property	267,398	169,044	33,500	33,500
Intergovernmental Revenues	8,848	8,836	9,000	9,000
Miscellaneous Revenues	19,851	33,007	900	900
<b>Total for: Revenues</b>	<b>2,416,879</b>	<b>2,409,903</b>	<b>2,178,394</b>	<b>2,178,394</b>
Expenditures/Appropriations				
Services and Supplies	464,327	614,308	545,600	545,600
Capital Assets	0	0	5,000,000	5,000,000
Interfund Expense	484,022	291,407	1,071,924	1,071,924
Other Financing Uses	0	0	0	0
<b>Total for: Expenditures/Appropriations</b>	<b>948,349</b>	<b>905,715</b>	<b>6,617,524</b>	<b>6,617,524</b>
<b>Net Cost:</b>	<b>(1,468,530)</b>	<b>(1,504,188)</b>	<b>4,439,130</b>	<b>4,439,130</b>

## County of Marin

### Special Districts and Other Agencies - Non Enterprise Financing Sources and Uses by Budget Unit by Object Fiscal Year 2020-21

Detail by Revenue Category and Expenditure Object	2018-19 Actual	2019-20 Estimated	2020-21 Recommended	2020-21 Adopted by the Board of Supervisors
1	2	3	4	5

**3230 FCZ #4 Bel Aire**

Revenues				
Taxes	801,227	830,779	790,243	790,243
Use of Money and Property	80,639	18,902	1,600	1,600
Intergovernmental Revenues	3,347	3,324	3,300	3,300
Charges for Current Services	0	0	0	0
Miscellaneous Revenues	460	0	0	0
<b>Total for: Revenues</b>	<b>885,673</b>	<b>853,005</b>	<b>795,143</b>	<b>795,143</b>
Expenditures/Appropriations				
Services and Supplies	594,675	1,642,767	188,000	188,000
Interfund Expense	395,854	227,214	691,988	691,988
Other Financing Uses	0	0	0	0
<b>Total for: Expenditures/Appropriations</b>	<b>990,529</b>	<b>1,869,981</b>	<b>879,988</b>	<b>879,988</b>
<b>Net Cost:</b>	<b>104,856</b>	<b>1,016,976</b>	<b>84,845</b>	<b>84,845</b>

## County of Marin

### Special Districts and Other Agencies - Non Enterprise Financing Sources and Uses by Budget Unit by Object Fiscal Year 2020-21

Detail by Revenue Category and Expenditure Object	2018-19 Actual	2019-20 Estimated	2020-21 Recommended	2020-21 Adopted by the Board of Supervisors
1	2	3	4	5

**3240 FCZ #4AStrwbryCircle**

Revenues				
Taxes	6,104	6,104	6,854	6,854
Use of Money and Property	853	349	15	15
<b>Total for: Revenues</b>	<b>6,957</b>	<b>6,453</b>	<b>6,869</b>	<b>6,869</b>
Expenditures/Appropriations				
Services and Supplies	2,000	10,976	6,869	6,869
Interfund Expense	0	0	0	0
<b>Total for: Expenditures/Appropriations</b>	<b>2,000</b>	<b>10,976</b>	<b>6,869</b>	<b>6,869</b>
<b>Net Cost:</b>	<b>(4,957)</b>	<b>4,523</b>	<b>0</b>	<b>0</b>

## County of Marin

### Special Districts and Other Agencies - Non Enterprise Financing Sources and Uses by Budget Unit by Object Fiscal Year 2020-21

Detail by Revenue Category and Expenditure Object	2018-19 Actual	2019-20 Estimated	2020-21 Recommended	2020-21 Adopted by the Board of Supervisors
1	2	3	4	5

**3250 FCZ #5 Stnsn Bch**

Revenues				
Taxes	93,084	99,028	92,855	92,855
Use of Money and Property	7,782	5,014	0	0
Intergovernmental Revenues	392	5,737	375	375
<b>Total for: Revenues</b>	<b>101,258</b>	<b>109,779</b>	<b>93,230</b>	<b>93,230</b>
Expenditures/Appropriations				
Services and Supplies	56,964	3,730	62,244	62,244
Capital Assets	0	0	0	0
Interfund Expense	38,744	18,968	56,910	56,910
<b>Total for: Expenditures/Appropriations</b>	<b>95,708</b>	<b>22,698</b>	<b>119,154</b>	<b>119,154</b>
<b>Net Cost:</b>	<b>(5,550)</b>	<b>(87,081)</b>	<b>25,924</b>	<b>25,924</b>

## County of Marin

### Special Districts and Other Agencies - Non Enterprise Financing Sources and Uses by Budget Unit by Object Fiscal Year 2020-21

Detail by Revenue Category and Expenditure Object	2018-19 Actual	2019-20 Estimated	2020-21 Recommended	2020-21 Adopted by the Board of Supervisors
1	2	3	4	5

**3260 FCZ #6 SnRf'IMeadows**

Revenues				
Taxes	40,746	42,707	40,409	40,409
Use of Money and Property	11,844	6,934	0	0
Intergovernmental Revenues	162	162	166	166
<b>Total for: Revenues</b>	<b>52,752</b>	<b>49,803</b>	<b>40,575</b>	<b>40,575</b>
Expenditures/Appropriations				
Services and Supplies	43,759	1,007	20,090	20,090
Interfund Expense	23,343	8,673	22,693	22,693
<b>Total for: Expenditures/Appropriations</b>	<b>67,102</b>	<b>9,680</b>	<b>42,783</b>	<b>42,783</b>
<b>Net Cost:</b>	<b>14,350</b>	<b>(40,123)</b>	<b>2,208</b>	<b>2,208</b>

## County of Marin

### Special Districts and Other Agencies - Non Enterprise Financing Sources and Uses by Budget Unit by Object Fiscal Year 2020-21

Detail by Revenue Category and Expenditure Object	2018-19 Actual	2019-20 Estimated	2020-21 Recommended	2020-21 Adopted by the Board of Supervisors
1	2	3	4	5

**3270 FCZ #7 Santa Venetia**

Revenues				
Taxes	507,962	550,875	502,000	502,000
Use of Money and Property	21,094	14,414	0	0
Intergovernmental Revenues	1,067	1,063	1,100	1,100
<b>Total for: Revenues</b>	<b>530,123</b>	<b>566,352</b>	<b>503,100</b>	<b>503,100</b>
Expenditures/Appropriations				
Services and Supplies	125,914	181,531	340,500	340,500
Interfund Expense	225,809	233,237	487,064	487,064
<b>Total for: Expenditures/Appropriations</b>	<b>351,723</b>	<b>414,768</b>	<b>827,564</b>	<b>827,564</b>
<b>Net Cost:</b>	<b>(178,400)</b>	<b>(151,584)</b>	<b>324,464</b>	<b>324,464</b>



## County of Marin

### Special Districts and Other Agencies - Non Enterprise Financing Sources and Uses by Budget Unit by Object Fiscal Year 2020-21

Detail by Revenue Category and Expenditure Object	2018-19 Actual	2019-20 Estimated	2020-21 Recommended	2020-21 Adopted by the Board of Supervisors
1	2	3	4	5

**3280 FCZ #9ARssVlyCrteMad**

Revenues				
Use of Money and Property	6,168	3,517	1,000	1,000
<b>Total for: Revenues</b>	<b>6,168</b>	<b>3,517</b>	<b>1,000</b>	<b>1,000</b>
Expenditures/Appropriations				
Services and Supplies	0	0	256,525	256,525
Interfund Expense	0	0	0	0
<b>Total for: Expenditures/Appropriations</b>	<b>0</b>	<b>0</b>	<b>256,525</b>	<b>256,525</b>
<b>Net Cost:</b>	<b>(6,168)</b>	<b>(3,517)</b>	<b>255,525</b>	<b>255,525</b>

## County of Marin

### Special Districts and Other Agencies - Non Enterprise Financing Sources and Uses by Budget Unit by Object Fiscal Year 2020-21

Detail by Revenue Category and Expenditure Object	2018-19 Actual	2019-20 Estimated	2020-21 Recommended	2020-21 Adopted by the Board of Supervisors
1	2	3	4	5

**3290 FCZ #9 Ross Valley**

Revenues				
Taxes	2,809,916	2,903,227	2,730,300	2,730,300
Licenses, Permits and Franchises	0	65	0	0
Use of Money and Property	251,203	125,110	7,253	7,253
Intergovernmental Revenues	189,741	316,738	1,025	1,025
Miscellaneous Revenues	1,499	499	0	0
Other Financing Sources	0	0	0	0
<b>Total for: Revenues</b>	<b>3,252,359</b>	<b>3,345,639</b>	<b>2,738,578</b>	<b>2,738,578</b>
Expenditures/Appropriations				
Services and Supplies	1,878,695	1,691,137	1,738,820	1,738,820
Capital Assets	1,717,104	164,894	0	0
Interfund Expense	1,263,349	847,370	1,516,642	1,516,642
Transfers Out	0	300,000	0	0
<b>Total for: Expenditures/Appropriations</b>	<b>4,859,148</b>	<b>3,003,401</b>	<b>3,255,462</b>	<b>3,255,462</b>
<b>Net Cost:</b>	<b>1,606,789</b>	<b>(342,238)</b>	<b>516,884</b>	<b>516,884</b>

## County of Marin

**Special Districts and Other Agencies - Non Enterprise  
 Financing Sources and Uses by Budget Unit by Object  
 Fiscal Year 2020-21**

Detail by Revenue Category and Expenditure Object	2018-19 Actual	2019-20 Estimated	2020-21 Recommended	2020-21 Adopted by the Board of Supervisors
1	2	3	4	5

**3300 FCZ #10 Inverness**

Revenues				
Use of Money and Property	1,034	589	20	20
<b>Total for: Revenues</b>	<b>1,034</b>	<b>589</b>	<b>20</b>	<b>20</b>
Expenditures/Appropriations				
Services and Supplies	0	0	12,350	12,350
Interfund Expense	38	146	0	0
<b>Total for: Expenditures/Appropriations</b>	<b>38</b>	<b>146</b>	<b>12,350</b>	<b>12,350</b>
<b>Net Cost:</b>	<b>(996)</b>	<b>(443)</b>	<b>12,330</b>	<b>12,330</b>

## County of Marin

### Special Districts and Other Agencies - Non Enterprise Financing Sources and Uses by Budget Unit by Object Fiscal Year 2020-21

Detail by Revenue Category and Expenditure Object	2018-19 Actual	2019-20 Estimated	2020-21 Recommended	2020-21 Adopted by the Board of Supervisors
1	2	3	4	5

#### 3310 Bolinas HighlandsPRD

Revenues				
Taxes	11,682	13,603	10,528	10,528
Use of Money and Property	1,923	327	64	64
Intergovernmental Revenues	50	56	44	44
<b>Total for: Revenues</b>	<b>13,655</b>	<b>13,986</b>	<b>10,636</b>	<b>10,636</b>
Expenditures/Appropriations				
Services and Supplies	97,500	0	15,000	15,000
Interfund Expense	22	(45)	3,372	3,372
<b>Total for: Expenditures/Appropriations</b>	<b>97,522</b>	<b>(45)</b>	<b>18,372</b>	<b>18,372</b>
<b>Net Cost:</b>	<b>83,867</b>	<b>(14,031)</b>	<b>7,736</b>	<b>7,736</b>

## County of Marin

### Special Districts and Other Agencies - Non Enterprise Financing Sources and Uses by Budget Unit by Object Fiscal Year 2020-21

Detail by Revenue Category and Expenditure Object	2018-19 Actual	2019-20 Estimated	2020-21 Recommended	2020-21 Adopted by the Board of Supervisors
1	2	3	4	5

**3320 Monte Cristo PRD**

Revenues				
Taxes	11,049	6,261	5,404	5,404
Use of Money and Property	1,842	989	84	84
Intergovernmental Revenues	26	25	26	26
<b>Total for: Revenues</b>	<b>12,917</b>	<b>7,275</b>	<b>5,514</b>	<b>5,514</b>
Expenditures/Appropriations				
Services and Supplies	44,900	0	65,000	65,000
Interfund Expense	0	0	0	0
<b>Total for: Expenditures/Appropriations</b>	<b>44,900</b>	<b>0</b>	<b>65,000</b>	<b>65,000</b>
<b>Net Cost:</b>	<b>31,983</b>	<b>(7,275)</b>	<b>59,486</b>	<b>59,486</b>

## County of Marin

### Special Districts and Other Agencies - Non Enterprise Financing Sources and Uses by Budget Unit by Object Fiscal Year 2020-21

Detail by Revenue Category and Expenditure Object	2018-19 Actual	2019-20 Estimated	2020-21 Recommended	2020-21 Adopted by the Board of Supervisors
1	2	3	4	5

**3330 Inverness Div #2 PRD**

Revenues				
Taxes	4,026	4,071	3,660	3,660
Use of Money and Property	899	338	36	36
Intergovernmental Revenues	17	16	18	18
<b>Total for: Revenues</b>	<b>4,942</b>	<b>4,425</b>	<b>3,714</b>	<b>3,714</b>
Expenditures/Appropriations				
Services and Supplies	18,097	24,293	23,000	23,000
<b>Total for: Expenditures/Appropriations</b>	<b>18,097</b>	<b>24,293</b>	<b>23,000</b>	<b>23,000</b>
<b>Net Cost:</b>	<b>13,155</b>	<b>19,868</b>	<b>19,286</b>	<b>19,286</b>

## County of Marin

### Special Districts and Other Agencies - Non Enterprise Financing Sources and Uses by Budget Unit by Object Fiscal Year 2020-21

Detail by Revenue Category and Expenditure Object	2018-19 Actual	2019-20 Estimated	2020-21 Recommended	2020-21 Adopted by the Board of Supervisors
1	2	3	4	5

**3340 Mt ViewAveLagntasPRD**

Revenues				
Taxes	2,833	2,976	2,542	2,542
Use of Money and Property	346	236	0	0
Intergovernmental Revenues	12	12	0	0
<b>Total for:</b>	<b>Revenues</b>	<b>3,191</b>	<b>3,224</b>	<b>2,542</b>
Expenditures/Appropriations				
Services and Supplies	0	0	10,000	10,000
Interfund Expense	0	0	0	0
<b>Total for:</b>	<b>Expenditures/Appropriations</b>	<b>0</b>	<b>10,000</b>	<b>10,000</b>
<b>Net Cost:</b>	<b>(3,191)</b>	<b>(3,224)</b>	<b>7,458</b>	<b>7,458</b>

## County of Marin

### Special Districts and Other Agencies - Non Enterprise Financing Sources and Uses by Budget Unit by Object Fiscal Year 2020-21

Detail by Revenue Category and Expenditure Object	2018-19 Actual	2019-20 Estimated	2020-21 Recommended	2020-21 Adopted by the Board of Supervisors
1	2	3	4	5

#### 3350 Paradise Estates PRD

Revenues				
Taxes	51,240	54,152	51,040	51,040
Use of Money and Property	4,607	1,622	84	84
Intergovernmental Revenues	220	223	235	235
<b>Total for: Revenues</b>	<b>56,067</b>	<b>55,997</b>	<b>51,359</b>	<b>51,359</b>
Expenditures/Appropriations				
Services and Supplies	179,973	72,462	98,000	98,000
Interfund Expense	1,499	2,657	6,862	6,862
<b>Total for: Expenditures/Appropriations</b>	<b>181,472</b>	<b>75,119</b>	<b>104,862</b>	<b>104,862</b>
<b>Net Cost:</b>	<b>125,405</b>	<b>19,122</b>	<b>53,503</b>	<b>53,503</b>



## County of Marin

### Special Districts and Other Agencies - Non Enterprise Financing Sources and Uses by Budget Unit by Object Fiscal Year 2020-21

Detail by Revenue Category and Expenditure Object	2018-19 Actual	2019-20 Estimated	2020-21 Recommended	2020-21 Adopted by the Board of Supervisors
1	2	3	4	5

**3360 Madrone ParkCrclePRD**

Revenues				
Use of Money and Property	8	5	0	0
<b>Total for: Revenues</b>	<b>8</b>	<b>5</b>	<b>0</b>	<b>0</b>
<b>Net Cost:</b>	<b>(8)</b>	<b>(5)</b>	<b>0</b>	<b>0</b>

## County of Marin

### Special Districts and Other Agencies - Non Enterprise Financing Sources and Uses by Budget Unit by Object Fiscal Year 2020-21

Detail by Revenue Category and Expenditure Object	2018-19 Actual	2019-20 Estimated	2020-21 Recommended	2020-21 Adopted by the Board of Supervisors
1	2	3	4	5

**3400 Law Library BP6322.1**

Revenues				
Use of Money and Property	5,812	3,043	4,000	4,000
Intergovernmental Revenues	170,059	154,597	175,000	175,000
Charges for Current Services	85,810	15,218	6,000	6,000
Miscellaneous Revenues	932	1,108	10,300	10,300
Other Financing Sources	0	0	0	0
<b>Total for: Revenues</b>	<b>262,613</b>	<b>173,966</b>	<b>195,300</b>	<b>195,300</b>
Expenditures/Appropriations				
Salary and Benefits	100,154	96,708	102,000	102,000
Services and Supplies	119,641	75,995	108,200	108,200
<b>Total for: Expenditures/Appropriations</b>	<b>219,795</b>	<b>172,703</b>	<b>210,200</b>	<b>210,200</b>
<b>Net Cost:</b>	<b>(42,818)</b>	<b>(1,263)</b>	<b>14,900</b>	<b>14,900</b>

## County of Marin

### Special Districts and Other Agencies - Non Enterprise Financing Sources and Uses by Budget Unit by Object Fiscal Year 2020-21

Detail by Revenue Category and Expenditure Object	2018-19 Actual	2019-20 Estimated	2020-21 Recommended	2020-21 Adopted by the Board of Supervisors
1	2	3	4	5

**3410 CSA 17 License Plate Readers**

Revenues				
Taxes	4,896	4,860	6,237	6,237
Use of Money and Property	302	195	0	0
<b>Total for: Revenues</b>	<b>5,198</b>	<b>5,055</b>	<b>6,237</b>	<b>6,237</b>
Expenditures/Appropriations				
Services and Supplies	11,059	1,509	6,237	6,237
Interfund Expense	0	0	0	0
<b>Total for: Expenditures/Appropriations</b>	<b>11,059</b>	<b>1,509</b>	<b>6,237</b>	<b>6,237</b>
<b>Net Cost:</b>	<b>5,861</b>	<b>(3,546)</b>	<b>0</b>	<b>0</b>

## County of Marin

### Special Districts and Other Agencies - Non Enterprise Financing Sources and Uses by Budget Unit by Object Fiscal Year 2020-21

Detail by Revenue Category and Expenditure Object	2018-19 Actual	2019-20 Estimated	2020-21 Recommended	2020-21 Adopted by the Board of Supervisors
1	2	3	4	5

**3460 INVERNES #2A PRD**

Revenues				
Taxes	0	47,726	0	0
Use of Money and Property	0	273	0	0
<b>Total for: Revenues</b>	<b>0</b>	<b>47,999</b>	<b>0</b>	<b>0</b>
<b>Net Cost:</b>	<b>0</b>	<b>(47,999)</b>	<b>0</b>	<b>0</b>

## County of Marin

### Special Districts and Other Agencies - Non Enterprise Financing Sources and Uses by Budget Unit by Object Fiscal Year 2020-21

Detail by Revenue Category and Expenditure Object	2018-19 Actual	2019-20 Estimated	2020-21 Recommended	2020-21 Adopted by the Board of Supervisors
1	2	3	4	5

**3470 CSA 14 CAPITAL IMPROVEMENT**

Revenues				
Use of Money and Property	0	206	0	0
Other Financing Sources	0	1,339,000	0	0
<b>Total for: Revenues</b>	<b>0</b>	<b>1,339,206</b>	<b>0</b>	<b>0</b>
Expenditures/Appropriations				
Services and Supplies	0	32,605	0	0
Transfers Out	0	535,487	0	0
<b>Total for: Expenditures/Appropriations</b>	<b>0</b>	<b>568,092</b>	<b>0</b>	<b>0</b>
<b>Net Cost:</b>	<b>0</b>	<b>(771,114)</b>	<b>0</b>	<b>0</b>

# *Supplemental Information*

---

## DIRECTORY OF MARIN COUNTY OFFICIALS

**BOARD OF SUPERVISORS:** Regular sessions of the Board of Supervisors: Every Tuesday at 9:00 A.M. (holidays excepted).

### ELECTED OFFICIALS

Assessor-Recorder-County Clerk, Civic Center, San Rafael	Shelly Scott
Board of Supervisors, Civic Center, San Rafael	
First District – San Rafael & Las Gallinas Valley	Damon Connolly
Second District – Ross Valley	Katie Rice
Third District – Southern Marin	Kathrin Sears
Fourth District – San Rafael, Larkspur, Corte Madera, San Geronimo Valley & West Marin	Dennis Rodoni
Fifth District – Northern Marin	Judy Arnold
District Attorney, Hall of Justice, San Rafael	Lori Frugoli
Sheriff-Coroner, 1600 Los Gamos Drive, Suite 200, San Rafael	Robert T. Doyle

### APPOINTED OFFICIALS (by the Board of Supervisors)

Administrator, Civic Center, San Rafael	Matthew H. Hymel
Agricultural Commissioner/Weights & Measures, 1682 Novato Blvd., Novato	Stacy K. Carlsen
Chief Probation Officer, Hall of Justice, San Rafael	Michael Daly
Director of Child Support Services, 88 Rowland Way, Suite 200, Novato	Jill K. Francis
County Counsel, Civic Center, San Rafael	Brian Washington
Director of Cultural Services, Marin Center, San Rafael	Gabriella Calicchio
Director of Community Development, Civic Center, San Rafael	Brian Crawford
Director of Finance, Civic Center, San Rafael	Roy Given, CPA
Director of Health & Human Services, 20 N. San Pedro Road, San Rafael	Benita McLarin
Director of Library Services, Civic Center, San Rafael	Sara Jones
Parks Director and Open Space General Manager, Civic Center, San Rafael	Max Korten
Director of Public Works, County Road Commissioner, County Engineer and Purchasing Agent	Raul M. Rojas
Farm Advisor/U.C. Cooperative Extension, 1682 Novato Blvd., Novato	David Lewis
Fire Chief, 33 Castle Rock Avenue, Woodacre	Jason Weber
Public Defender, Hall of Justice, San Rafael	Jose H. Varela
Registrar of Voters, Hall of Justice, San Rafael	Lynda Roberts

### APPOINTED OFFICIALS (by County Administrator)

Director of Human Resources, Civic Center, San Rafael	Mary Hao
Chief Information Officer, 1600 Los Gamos, San Rafael	Liza Massey

### APPOINTED OFFICIALS (by Marin County Employees' Retirement Association)

Retirement Administrator, One McInnis Parkway, San Rafael	Jeff Wickman
---	--------------

**TRENDS RELATING TO PROPERTY TAXES COUNTY FUNDS ONLY**  
(Countywide Tax Base)

<b>BUDGET REQUIREMENTS</b>		
<u>Fiscal Year</u>	<u>Amount</u>	<u>Percent Change</u>
2002-03	\$321,083,110	3.8%
2003-04	\$323,776,012	0.8%
2004-05	\$340,187,339	5.1%
2005-06	\$374,447,391	10.1%
2006-07	\$384,950,843	2.8%
2007-08	\$429,154,849	11.5%
2008-09	\$435,125,293	1.4%
2009-10	\$452,095,401	3.9%
2010-11	\$457,669,548	1.2%
2011-12	\$503,104,380	9.9%
2012-13	\$517,821,148	2.9%
2013-14	\$543,440,350	4.9%
2014-15	\$580,236,145	6.8%
2015-16	\$620,792,535	7.0%
2016-17	\$678,324,696	9.3%
2017-18	\$695,451,416	2.5%
2018-19	\$724,945,087	4.2%
2019-20	\$775,879,462	7.0%
2020-21	\$759,699,113	-2.1%

<b>CURRENT SECURED PROPERTY TAX</b>		
<u>Fiscal Year</u>	<u>Amount</u>	<u>Percent Change</u>
2002-03	\$60,069,631	8.2%
2003-04	\$64,058,933	6.6%
2004-05	\$68,627,502	7.1%
2005-06	\$74,659,048	8.8%
2006-07	\$81,883,850	9.7%
2007-08	\$86,887,914	6.1%
2008-09	\$91,232,310	5.0%
2009-10	\$92,323,563	1.2%
2010-11	\$91,498,993	-0.9%
2011-12	\$92,208,016	0.8%
2012-13	\$93,184,174	1.1%
2013-14	\$96,896,989	4.0%
2014-15	\$102,660,844	5.9%
2015-16	\$110,123,652	7.3%
2016-17	\$117,332,593	6.5%
2017-18	\$123,668,404	5.4%
2018-19	\$130,570,490	5.6%
2019-20	\$137,138,455	5.0%
2020-21	\$143,487,950	4.6%

<b>POPULATION LESS EXCLUSIONS</b>		
<u>Fiscal Year</u>	<u>Amount</u>	<u>Percent Change</u>
2002-03	243,439	-0.2%
2003-04	243,689	0.1%
2004-05	249,230	2.3%
2005-06	245,772	-1.4%
2006-07	246,930	0.5%
2007-08	250,717	1.5%
2008-09	252,146	0.6%
2009-10	253,287	0.5%
2010-11	255,630	0.9%
2011-12	249,065	-2.6%
2012-13	250,024	0.4%
2013-14	249,652	-0.1%
2014-15	251,401	0.7%
2015-16	254,558	1.3%
2016-17	258,318	1.5%
2017-18	259,541	0.5%
2018-19	259,649	0.0%
2019-20	258,540	-0.4%
2020-21	256,353	-0.8%

<b>TAX RATE PER \$100.00</b>		
<u>Fiscal Year</u>	<u>AB 8 Factor</u>	
2002-03	1.0000000	0.1680
2003-04	1.0000000	0.1690
2004-05	1.0000000	0.1686
2005-06	1.0000000	0.1687
2006-07	1.0000000	0.1685
2007-08	1.0000000	0.1688
2008-09	1.0000000	0.1688
2009-10	1.0000000	0.1685
2010-11	1.0000000	0.1692
2011-12	1.0000000	0.1693
2012-13	1.0000000	0.1696
2013-14	1.0000000	0.1697
2014-15	1.0000000	0.1697
2015-16	1.0000000	0.1698
2016-17	1.0000000	0.1700
2017-18	1.0000000	0.1701
2018-19	1.0000000	0.1702
2018-19	1.0000000	0.1703
2020-21	1.0000000	0.1703

<b>ASSESSED VALUATION</b>		
<u>Fiscal Year</u>	<u>Amount</u>	<u>Percent Change</u>
2002-03	\$36,476,176.552	7.1%
2003-04	\$39,042,371.722	7.0%
2004-05	\$41,753,312.966	6.9%
2005-06	\$45,413,174.174	8.8%
2006-07	\$49,262,013.740	8.5%
2007-08	\$52,553,946.565	6.7%
2008-09	\$55,560,013.363	5.7%
2009-10	\$56,084,739.167	0.9%
2010-11	\$55,379,207.012	-1.3%
2011-12	\$55,768,316.854	0.7%
2012-13	\$56,237,453.658	0.8%
2013-14	\$58,405,109.043	3.9%
2014-15	\$61,835,112.038	5.9%
2015-16	\$66,207,429.352	7.1%
2016-17	\$70,800,436.500	6.9%
2017-18	\$74,528,236.959	5.3%
2018-19	\$78,554,486.925	5.4%
2019-20	\$82,516,667.278	5.0%
2020-21	\$86,326,395.574	4.6%

<b>PER CAPITA</b>		
	<u>Taxes</u>	<u>Budget</u>
2002-03	\$246.75	\$1,318.95
2003-04	\$262.87	\$1,328.64
2004-05	\$275.36	\$1,364.95
2005-06	\$303.77	\$1,523.56
2006-07	\$331.61	\$1,558.95
2007-08	\$346.56	\$1,711.71
2008-09	\$361.82	\$1,725.69
2009-10	\$364.50	\$1,784.91
2010-11	\$357.94	\$1,790.36
2011-12	\$370.22	\$1,790.36
2012-13	\$372.70	\$2,019.97
2013-14	\$373.26	\$2,176.79
2014-15	\$385.43	\$2,308.01
2015-16	\$403.29	\$2,438.71
2016-17	\$454.22	\$2,625.93
2017-18	\$476.49	\$2,679.54
2018-19	\$502.87	\$2,792.02
2013-20	\$530.43	\$3,001.00
2020-21	\$559.73	\$2,963.49



<b>Class # Position Name</b>	<b>FY 2019-20 Adopted</b>	<b>FY 2019-20 Modified</b>	<b>FY 2020-21 Proposed</b>
<b>AGRICULTURE, WEIGHTS AND MEASURES</b>			
319 Administrative Services Associate	1.00	1.00	1.00
826 Ag/Weights & Measures Inspector I	1.00	1.00	1.00
827 Ag/Weights & Measures Inspector II	1.00	1.00	1.00
828 Ag/Weights & Measures Inspector III	7.00	7.00	7.00
241 Agriculture/Weights & Measures Director	1.00	1.00	1.00
240 Deputy Agricultural Comm/Deputy Dir W&M	1.00	1.00	1.00
1341 Office Assistant III	1.00	1.00	1.00
829 Supervising Agricultural/W&M Inspector	1.00	1.00	1.00
<b>Total</b>	<b>14.00</b>	<b>14.00</b>	<b>14.00</b>

<b>Class # Position Name</b>	<b>FY 2019-20 Adopted</b>	<b>FY 2019-20 Modified</b>	<b>FY 2020-21 Proposed</b>
<b>ASSESSOR-RECORDER-COUNTY CLERK</b>			
1339 Administrative Assistant II	1.00	1.00	1.00
319 Administrative Services Associate	1.00	1.00	1.00
358 Appraiser II	15.00	15.00	15.00
357 Appraiser III	5.00	5.00	5.00
345 Assessment Recording County Clerk Supvr	6.00	6.00	6.00
344 Assessment-Recording-County Clrk Tech II	18.00	18.00	18.00
104 Assessor-Recorder-County Clerk	1.00	1.00	1.00
105 Assistant Assessor-Recorder-County Clerk	1.00	1.00	1.00
106 Assistant Assessor-Valuation	1.00	1.00	1.00
360 Auditor Appraiser II	4.00	4.00	4.00
619 Cadastral Mapping Technician II	2.00	2.00	2.00
112 Chief Deputy Recorder - County Clerk	1.00	1.00	1.00
119 Chief Of Admin Services	1.00	1.00	1.00
347 Chief Of Assessment Standards	1.00	1.00	1.00
349 Chief Of Assessment Systems	1.00	1.00	1.00
325 Human Resources Analyst II (Fixed)	1.00	1.00	-
364 Principal Appraiser	4.00	4.00	4.00
351 Principal Auditor Appraiser	1.00	1.00	1.00
346 Senior Assessment Record Cnty Clrk Tech	7.00	7.00	7.00
353 Senior Auditor-Appraiser	1.00	1.00	1.00
915 Senior Programmer Analyst (Fixed)	1.00	1.00	-
283 Supv Technology Systems Specialist	1.00	1.00	1.00
282 Technology Systems Specialist III	1.00	1.00	1.00
<b>Total</b>	<b>76.00</b>	<b>76.00</b>	<b>74.00</b>

<b>Class # Position Name</b>	<b>FY 2019-20 Adopted</b>	<b>FY 2019-20 Modified</b>	<b>FY 2020-21 Proposed</b>
<b>BOARD OF SUPERVISORS</b>			
1522 Assistant Clerk To Board Of Supervisors	1.00	1.00	1.00
1523 Board Aide	10.00	10.00	10.00
151 Board Of Supervisors	5.00	5.00	5.00
1520 Deputy Clerk To The Board II	1.00	1.00	1.00
1521 Deputy Clerk To The Board III	4.00	4.00	4.00
<b>Total</b>	<b>21.00</b>	<b>21.00</b>	<b>21.00</b>

<b>Class # Position Name</b>	<b>FY 2019-20 Adopted</b>	<b>FY 2019-20 Modified</b>	<b>FY 2020-21 Proposed</b>
<b>CHILD SUPPORT SERVICES</b>			
309 Administrative Services Officer	1.00	1.00	1.00
116 Assistant Director Child Support Svc	1.00	1.00	1.00

<b>Class #</b>	<b>Position Name</b>	<b>FY 2019-20 Adopted</b>	<b>FY 2019-20 Modified</b>	<b>FY 2020-21 Proposed</b>
1332	Child Support Officer II	4.00	4.00	4.00
1354	Child Support Officer II-Bilingual	2.00	2.00	2.00
1367	Child Support Officer III	3.00	3.00	2.00
332	Collections Manager	1.00	1.00	1.00
330	Collections Officer I	4.00	4.00	3.00
2553	Deputy Child Support Attorney III	2.00	2.00	2.00
115	Director Of Child Support Services	1.00	1.00	1.00
1415	Legal Process Assistant II	2.00	2.00	2.00
1417	Legal Process Specialist	2.00	2.00	2.00
1368	Legal Process Supervisor	1.00	1.00	1.00
1690	Legal Research Assistant	1.00	1.00	1.00
1341	Office Assistant III	1.00	1.00	1.00
1390	Senior Accounting Assistant	2.00	2.00	2.00
1349	Supervising Child Support Officer	1.00	1.00	1.00
<b>Total</b>		<b>29.00</b>	<b>29.00</b>	<b>27.00</b>

<b>COMMUNITY DEVELOPMENT AGENCY</b>		<b>FY 2019-20 Adopted</b>	<b>FY 2019-20 Modified</b>	<b>FY 2020-21 Proposed</b>
370	Accountant II	1.00	1.00	1.00
1325	Administrative Assistant I	3.00	3.00	3.00
1339	Administrative Assistant II	1.00	1.00	1.00
319	Administrative Services Associate	4.00	4.00	4.00
396	Administrative Services Director	1.00	1.00	1.00
817	Assistant Chief Building Official	1.00	-	-
114	Assistant Director Community Development	1.00	1.00	1.00
626	Associate Civil Engineer	2.00	2.00	2.00
810	Building Inspection Services Supervisor	1.00	1.00	1.00
814	Building Inspector II	4.00	4.00	4.00
157	Building Permit Technician II	2.00	2.00	2.00
605	Building Plans Examiner	4.00	4.00	4.00
681	Code Compliance Specialist II	3.00	3.00	3.00
160	Community Development Technician II	6.00	6.00	6.00
160	Community Development Technician II (Fixed)	1.00	1.00	1.00
813	Deputy Director Building Insp & Safety	1.00	1.00	1.00
820	Deputy Director Environmental Health Svc	1.00	1.00	1.00
600	Director Of Community Development	1.00	1.00	1.00
806	Environmental Health Specialist II	8.00	8.00	8.00
806	Environmental Health Specialist II (Fixed)	1.00	2.00	1.00
807	Environmental Health Svcs Project Mgr	1.00	1.00	1.00
129	Geographic Info Systems Analyst II	1.00	1.00	1.00
130	Harbor Administrator	1.00	1.00	1.00
293	Media Technician	1.00	1.00	1.00
293	Media Technician (Fixed)	2.00	2.00	2.00
1344	Office Assistant II	1.00	-	-
1341	Office Assistant III	1.00	2.00	2.00
170	Permit Services Manager (Fixed)	1.00	1.00	1.00
608	Planner	8.00	8.00	8.00
687	Planning Manager	5.00	5.00	5.00
641	Principal Civil Engineer	-	1.00	1.00
606	Principal Planner	1.00	1.00	1.00
158	Senior Building Permit Technician	1.00	1.00	1.00
804	Senior Environmental Health Specialist	8.00	8.00	8.00

<b>Class #</b>	<b>Position Name</b>	<b>FY 2019-20 Adopted</b>	<b>FY 2019-20 Modified</b>	<b>FY 2020-21 Proposed</b>
607	Senior Planner	7.00	7.00	7.00
607	Senior Planner (Fixed)	1.00	1.00	1.00
1251	Senior Program Coordinator (Fixed)	1.00	1.00	1.00
684	Supervising Code Compliance Specialist	1.00	1.00	1.00
803	Supervising Environmental Health Spec	3.00	3.00	3.00
<b>Total</b>		<b>92.00</b>	<b>93.00</b>	<b>92.00</b>
<b>COUNTY ADMINISTRATOR'S OFFICE</b>				
		<b>FY 2019-20 Adopted</b>	<b>FY 2019-20 Modified</b>	<b>FY 2020-21 Proposed</b>
297	Admin Services Assoc Conf	1.00	1.00	1.00
300	Administrative Analyst III	3.00	3.00	3.00
300	Administrative Analyst III (Fixed)	-	2.00	2.00
1339	Administrative Assistant II	1.00	1.00	1.00
313	Administrative Services Manager	1.00	1.00	1.00
202	Assistant County Administrator	2.00	2.00	2.00
206	Budget Manager	1.00	1.00	1.00
339	Business Systems Analyst	1.00	1.00	1.00
639	Capital Planning & Project Manager	1.00	1.00	1.00
201	County Administrator	1.00	1.00	1.00
390	Department Analyst II (Fixed)	-	1.00	1.00
1500	Executive Assistant To County Admin	1.00	1.00	1.00
200	Facilities Planning & Development Mgr	1.00	1.00	1.00
295	Media Manager	1.00	1.00	1.00
294	Media Specialist	1.00	1.00	1.00
305	Principal Administrative Analyst	1.00	1.00	1.00
298	Risk Manager	1.00	1.00	1.00
335	Safety Officer	1.00	1.00	1.00
337	Workers' Compensation Analyst	1.00	1.00	1.00
<b>Total</b>		<b>20.00</b>	<b>23.00</b>	<b>23.00</b>
<b>COUNTY COUNSEL</b>				
		<b>FY 2019-20 Adopted</b>	<b>FY 2019-20 Modified</b>	<b>FY 2020-21 Proposed</b>
1501	Administrative Secretary - Legal	1.00	1.00	1.00
317	Administrative Services Officer- Conf	1.00	1.00	1.00
1366	Administrative Services Specialist-Conf	1.00	1.00	1.00
210	Assistant County Counsel	1.00	1.00	1.00
534	Chief Deputy County Counsel	1.00	1.00	1.00
1357	Civil Litigation Specialist	3.00	3.00	3.00
208	County Counsel	1.00	1.00	1.00
2543	County Counsel III	6.00	6.00	6.00
2544	County Counsel Iv	6.00	6.00	6.00
1525	Legal Secretary II-Confidential	2.00	2.00	2.00
<b>Total</b>		<b>23.00</b>	<b>23.00</b>	<b>23.00</b>
<b>CULTURAL SERVICES</b>				
		<b>FY 2019-20 Adopted</b>	<b>FY 2019-20 Modified</b>	<b>FY 2020-21 Proposed</b>
1391	Accounting Assistant	0.50	0.50	0.50
1325	Administrative Assistant I	2.00	2.00	2.00
319	Administrative Services Associate	1.00	1.00	1.00
313	Administrative Services Manager	1.00	-	-
1255	Box Office Assistant	1.00	1.00	1.00
1256	Box Office Coordinator	1.00	-	-

<b>Class #</b>	<b>Position Name</b>	<b>FY 2019-20 Adopted</b>	<b>FY 2019-20 Modified</b>	<b>FY 2020-21 Proposed</b>
1199	Cultural Services Technical Coordinator	1.00	1.00	1.00
232	Deputy Director Cultural & Visitor Svcs	-	1.00	1.00
231	Director Of Cultural Services	1.00	1.00	1.00
1237	Event Systems Supervisor	1.00	1.00	1.00
1190	Event/Rental Manager	1.00	1.00	1.00
1247	Events Coordinator	1.00	1.00	1.00
1248	Fair Coordinator	1.00	1.00	1.00
1132	Marin Center Utility Worker	2.00	2.00	2.00
295	Media Manager	1.00	1.00	1.00
<b>Total</b>		<b>15.50</b>	<b>14.50</b>	<b>14.50</b>

		<b>FY 2019-20 Adopted</b>	<b>FY 2019-20 Modified</b>	<b>FY 2020-21 Proposed</b>
<b>DISTRICT ATTORNEY</b>				
1501	Administrative Secretary - Legal	1.00	1.00	1.00
319	Administrative Services Associate	2.00	2.00	2.00
319	Administrative Services Associate (Fixed)	1.00	1.00	-
318	Administrative Services Technician	3.00	3.00	3.00
121	Assistant District Attorney	1.00	1.00	1.00
520	Chief Deputy District Attorney	2.00	2.00	2.00
517	Chief District Attorney Investigator	1.00	1.00	1.00
1274	Consumer & Community Mediation Coord	1.00	1.00	1.00
2521	Deputy District Attorney I (Fixed)	1.00	1.00	1.00
2522	Deputy District Attorney II	3.00	3.00	3.00
2523	Deputy District Attorney III	13.00	13.00	13.00
2524	Deputy District Attorney IV	9.00	9.00	9.00
120	District Attorney	1.00	1.00	1.00
122	District Attorney Administrator	1.00	1.00	1.00
518	District Attorney Investigator	4.00	4.00	4.00
518	District Attorney Investigator (Fixed)	1.00	2.00	2.00
1415	Legal Process Assistant II	6.00	6.00	6.00
1417	Legal Process Specialist	10.00	10.00	10.00
1368	Legal Process Supervisor	1.00	1.00	1.00
1690	Legal Research Assistant	1.00	1.00	1.00
1690	Legal Research Assistant (Fixed)	1.00	1.00	1.00
1336	Legal Secretary II	5.00	5.00	5.00
1272	Mediation Case Devel-Bilingual	1.00	1.00	1.00
521	Supervising District Attorney Investigator	1.00	2.00	2.00
284	Technology Systems Coordinator	1.00	1.00	1.00
282	Technology Systems Specialist III	1.00	1.00	1.00
282	Technology Systems Specialist III (Fixed)	0.40	0.40	0.40
1215	Victim Witness Program Supervisor	1.00	1.00	1.00
1220	Victim/Witness Advocate	3.00	3.00	3.00
1220	Victim/Witness Advocate (Fixed)	1.00	1.00	-
1221	Victim/Witness Advocate Bilingual	1.00	1.00	1.00
1221	Victim/Witness Advocate Bilingual (Fixed)	1.00	1.00	1.00
<b>Total</b>		<b>80.40</b>	<b>82.40</b>	<b>80.40</b>

		<b>FY 2019-20 Adopted</b>	<b>FY 2019-20 Modified</b>	<b>FY 2020-21 Proposed</b>
<b>ELECTIONS</b>				
319	Administrative Services Associate	1.00	1.00	1.00
133	Asst Registrar Of Voters	1.00	1.00	1.00
1323	Elections Technician II	3.00	3.00	3.00

<b>Class #</b>	<b>Position Name</b>	<b>FY 2019-20 Adopted</b>	<b>FY 2019-20 Modified</b>	<b>FY 2020-21 Proposed</b>
1319	Elections Technician III	1.00	1.00	1.00
138	Registrar Of Voters	1.00	1.00	1.00
1251	Senior Program Coordinator	2.00	2.00	2.00
279	Technology Systems Specialist II	1.00	1.00	1.00
<b>Total</b>		<b>10.00</b>	<b>10.00</b>	<b>10.00</b>

<b>UCCE FARM ADVISOR</b>		<b>FY 2019-20 Adopted</b>	<b>FY 2019-20 Modified</b>	<b>FY 2020-21 Proposed</b>
318	Administrative Services Technician	1.00	1.00	1.00
1342	Office Assistant III Bilingual	0.90	0.90	0.90
<b>Total</b>		<b>1.90</b>	<b>1.90</b>	<b>1.90</b>

<b>DEPARTMENT OF FINANCE</b>		<b>FY 2019-20 Adopted</b>	<b>FY 2019-20 Modified</b>	<b>FY 2020-21 Proposed</b>
370	Accountant II	7.00	7.00	7.00
1391	Accounting Assistant	5.00	5.00	5.00
1404	Accounting Technician	3.00	3.00	3.00
379	Accounting Unit Manager	4.00	4.00	4.00
1502	Administrative Assistant III	1.00	1.00	1.00
319	Administrative Services Associate	2.00	2.00	2.00
318	Administrative Services Technician	1.00	1.00	1.00
362	Assistant Director Of Finance	1.00	1.00	1.00
372	Audit Manager	1.00	1.00	1.00
375	Auditor II	1.00	1.00	1.00
339	Business Systems Analyst (Fixed)	1.00	1.00	1.00
526	Chief Deputy Public Administrator	1.00	1.00	1.00
119	Chief Of Admin Services	1.00	-	-
332	Collections Manager	1.00	1.00	1.00
330	Collections Officer I	2.00	2.00	2.00
336	Collections Officer II	1.00	1.00	1.00
363	Department Of Finance Division Chief	3.00	4.00	4.00
516	Deputy Public Administrator II	2.00	2.00	2.00
125	Director Of Finance	1.00	1.00	1.00
395	Financial Systems Analyst	5.00	5.00	5.00
365	Payroll Accounting Technician	1.00	1.00	1.00
387	Payroll Manager	1.00	1.00	1.00
373	Senior Accountant	7.00	7.00	7.00
1390	Senior Accounting Assistant	6.00	6.00	6.00
367	Senior Payroll Accounting Technician	2.00	2.00	2.00
367	Senior Payroll Accounting Technician (Fixed)	1.00	1.00	-
<b>Total</b>		<b>62.00</b>	<b>62.00</b>	<b>61.00</b>

<b>MARIN COUNTY FIRE</b>		<b>FY 2019-20 Adopted</b>	<b>FY 2019-20 Modified</b>	<b>FY 2020-21 Proposed</b>
1404	Accounting Technician	1.00	1.00	1.00
319	Administrative Services Associate	1.00	1.00	1.00
313	Administrative Services Manager	1.00	1.00	1.00
215	Deputy Director Of Fire	1.00	1.00	1.00
225	Deputy Fire Chief	1.00	1.00	1.00
744	Fire Battalion Chief - 40 Hours	-	3.00	3.00
744	Fire Battalion Chief - 40 Hours (Fixed)	-	1.00	1.00
740	Fire Battalion Chief - Ems Officer	1.00	-	-
392	Fire Captain	13.00	9.00	9.00

<b>Class #</b>	<b>Position Name</b>	<b>FY 2019-20 Adopted</b>	<b>FY 2019-20 Modified</b>	<b>FY 2020-21 Proposed</b>
748	Fire Captain - 40 Hours	-	3.00	3.00
748	Fire Captain - 40 Hours (Fixed)	-	2.00	2.00
392	Fire Captain (Fixed)	2.00	-	-
221	Fire Chief	1.00	1.00	1.00
736	Fire Crew Superintendent	1.00	-	-
727	Fire Dispatcher	3.00	3.00	3.00
737	Fire Engineer	19.00	19.00	19.00
735	Fire Engineer Paramedic	21.00	21.00	21.00
749	Fire Engineer Paramedic - 40 Hours	-	2.00	2.00
735	Fire Engineer Paramedic (Fixed)	1.00	1.00	1.00
731	Fire Heavy Equipment Operator	3.00	3.00	3.00
219	Fire Marshal	1.00	-	-
223	Fire Operations Battalion Chief	3.00	3.00	3.00
733	Firefighter	6.00	6.00	6.00
733	Firefighter (Fixed)	4.00	4.00	4.00
739	Firefighter Paramedic	5.00	5.00	5.00
739	Firefighter Paramedic (Fixed)	1.00	1.00	1.00
728	Senior Fire Captain	6.00	6.00	6.00
728	Senior Fire Captain (Fixed)	1.00	1.00	1.00
743	Wildfire Protection/Vegetation Mgmt Bc	1.00	-	-
743	Wildfire Protection/Vegetation Mgmt Bc (Fixed)	1.00	-	-
<b>Total</b>		<b>99.00</b>	<b>99.00</b>	<b>99.00</b>

<b>HEALTH AND HUMAN SERVICES (H&amp;HS)</b>		<b>FY 2019-20 Adopted</b>	<b>FY 2019-20 Modified</b>	<b>FY 2020-21 Proposed</b>
370	Accountant II	8.00	8.00	8.00
370	Accountant II (Fixed)	1.00	1.00	1.00
1391	Accounting Assistant	5.50	5.50	5.50
1404	Accounting Technician	4.00	4.00	4.00
302	Administrative Analyst II	1.00	1.00	1.00
300	Administrative Analyst III	1.00	1.00	1.00
1325	Administrative Assistant I	2.40	2.40	2.40
1339	Administrative Assistant II	6.00	6.00	6.00
1502	Administrative Assistant III	1.00	1.00	1.00
319	Administrative Services Associate	12.00	11.00	11.00
313	Administrative Services Manager	1.00	1.00	1.00
309	Administrative Services Officer	3.00	3.00	3.00
317	Administrative Services Officer- Conf	1.00	1.00	1.00
318	Administrative Services Technician	11.50	10.50	10.50
1406	Assistant Chief Fiscal Officer-H&HS	3.00	3.00	3.00
265	Assistant Director H&HS- BHRS	1.00	1.00	1.00
237	Assistant Director H&HS -Social Services	1.00	1.00	1.00
993	Behavioral Health Care Assistant	1.50	1.50	1.50
272	BHRS Division Director	5.00	5.00	5.00
995	BHRS Peer Counselor II	3.00	3.00	3.00
995	BHRS Peer Counselor II (Fixed)	0.50	0.50	0.50
271	BHRS Program Manager	4.00	4.00	4.00
277	BHRS Unit Supervisor	16.00	16.00	16.00
280	BHRS Unit Supervisor - Bil	1.00	1.00	1.00
236	Chief Assistant Director H&HS	2.00	2.00	2.00
1400	Chief Fiscal Officer-H&HS	1.00	1.00	1.00
1382	Chief Investigator Special Invest Unit	1.00	1.00	1.00



<b>Class #</b>	<b>Position Name</b>	<b>FY 2019-20 Adopted</b>	<b>FY 2019-20 Modified</b>	<b>FY 2020-21 Proposed</b>
1016	Chief Therapist	1.00	1.00	1.00
1243	Child Welfare Worker II	15.60	15.60	15.60
1246	Child Welfare Worker II Bilingual	13.00	13.00	13.00
1036	Clinic Registered Nurse II - Bilingual	0.20	0.20	0.20
1083	Clinical Psychologist II	4.00	4.00	4.00
1088	Clinical Psychologist II Bilingual	2.25	2.00	2.00
336	Collections Officer II	1.00	1.00	1.00
263	Compliance Officer	1.00	1.00	1.00
242	County Public Health Officer	1.00	1.00	1.00
1485	Crisis Specialist III	2.00	2.00	2.00
1078	Dental Hygienist	0.80	0.80	0.80
390	Department Analyst II	9.00	10.00	10.00
390	Department Analyst II (Fixed)	2.00	2.00	2.00
1275	Deputy Public Guardian/Conserv/Invest II	6.00	6.00	6.00
228	Deputy Public Health Officer	1.00	1.00	1.00
1472	Detention Licensed Vocational Nurse	2.30	2.30	2.30
1467	Detention Nurse Practitioner	1.40	1.40	1.40
1468	Detention Registered Nurse	9.20	9.20	9.20
238	Director Of Health & Human Services	1.00	1.00	1.00
1396	Eligibility Assistant	3.00	3.00	3.00
1395	Eligibility Program Specialist	2.00	2.00	2.00
1399	Eligibility Specialist	3.00	3.00	3.00
1381	Eligibility Supervisor	14.00	14.00	14.00
1386	Eligibility Worker II	33.00	33.00	33.00
1388	Eligibility Worker II-Bilingual	63.00	63.00	63.00
1385	Eligibility Worker III	12.00	12.00	12.00
1393	Eligibility Worker III-Bilingual	10.00	11.00	11.00
1517	Emergency Medical Services Administrator	1.00	1.00	1.00
1518	Emergency Medical Services Specialist	2.00	2.00	2.00
1223	Employment Development Counselor	14.50	14.50	14.50
1228	Employment Development Counselor-Bil	3.00	3.00	3.00
1037	Epidemiologist	3.45	3.45	3.45
1038	Epidemiology Manager	1.00	1.00	1.00
198	Equity Director	1.00	1.00	1.00
381	Finance Services Supervisor	-	1.00	1.00
249	Health & Human Services Facilities Mgr	1.00	1.00	1.00
1032	Health Educator - Bilingual	1.00	1.00	1.00
325	Human Resources Analyst II	1.00	3.00	3.00
386	Human Resources Technician	1.00	1.00	1.00
1417	Legal Process Specialist	2.00	2.00	2.00
1486	Licensed Crisis Specialist	14.10	15.10	15.10
1486	Licensed Crisis Specialist (Fixed)	2.00	4.00	4.00
1087	Licensed Mental Health Practioner	15.00	13.00	13.00
1091	Licensed Mental Health Practioner-Bil	9.40	9.40	9.40
294	Media Specialist	3.00	3.00	3.00
1333	Medical Director-Mental Health	1.00	1.00	1.00
1327	Medical Records Supervisor	1.00	1.00	1.00
1451	Mental Health Nurse Practitioner	5.55	5.55	5.55
1089	Mental Health Practitioner	19.00	16.50	16.50
1089	Mental Health Practitioner (Fixed)	1.00	1.00	1.00
1090	Mental Health Practitioner-Bilingual	14.00	19.00	19.00
1090	Mental Health Practitioner-Bilingual (Fixed)	2.00	2.00	1.00

<b>Class #</b>	<b>Position Name</b>	<b>FY 2019-20 Adopted</b>	<b>FY 2019-20 Modified</b>	<b>FY 2020-21 Proposed</b>
1449	Mental Health Registered Nurse	6.55	6.55	6.55
1469	Nursing Services Manager	3.00	3.00	3.00
1019	Occupational Therapist	2.60	2.60	2.60
1341	Office Assistant III	34.30	35.30	35.30
1342	Office Assistant III Bilingual	25.00	24.00	24.00
1353	Office Services Supervisor	6.00	6.00	6.00
1365	Office Specialist	5.00	5.00	5.00
1020	Physical Therapist	2.68	2.68	2.68
321	Principal Human Resources Analyst	1.00	1.00	1.00
910	Principal Systems Analyst	1.00	1.00	1.00
697	Program Coordinator	1.00	1.00	1.00
697	Program Coordinator (Fixed)	0.75	0.75	0.75
420	Program Specialist Ccs-Bil	1.00	1.00	1.00
1219	Public Guardian/Conservator	1.00	1.00	1.00
1070	Public Health Division Director	3.00	3.00	3.00
1070	Public Health Division Director (Fixed)	1.00	1.00	1.00
808	Public Health Investigator-Bil	1.00	1.00	1.00
1004	Public Health Nurse II	4.50	4.50	4.50
1005	Public Health Nurse II - Bilingual	1.00	1.00	1.00
1079	Public Health Program Manager	3.80	3.80	3.80
281	Quality Improvement Coordinator	1.00	1.00	1.00
1276	Registered Dental Assistant	0.50	0.50	0.50
1390	Senior Accounting Assistant	6.00	6.00	6.00
1257	Senior Child Welfare Worker	6.00	6.00	6.00
391	Senior Department Analyst	9.00	9.00	9.00
391	Senior Department Analyst (Fixed)	-	-	1.00
324	Senior Human Resources Analyst	1.00	1.00	1.00
1027	Senior Nutritionist	1.00	1.00	1.00
1027	Senior Nutritionist (Fixed)	-	-	-
1251	Senior Program Coordinator	16.45	16.45	16.45
1251	Senior Program Coordinator (Fixed)	2.00	3.00	3.00
1002	Senior Public Health Nurse	4.00	5.00	5.00
1031	Senior Public Health Nurse-Bilingual	1.45	1.45	1.45
1009	Senior Registered Nurse	0.85	0.85	0.85
1252	Senior Social Service Worker	7.00	7.00	7.00
1162	Senior Support Services Worker	5.00	5.00	5.00
1165	Senior Support Services Worker-Bil	3.00	3.00	3.00
1017	Senior Therapist	0.80	0.80	0.80
1231	Social Service Program Manager	11.00	12.00	12.00
275	Social Service Unit Supervisor	13.00	13.00	13.00
275	Social Service Unit Supervisor (Fixed)	1.00	1.00	1.00
1241	Social Service Worker I	3.00	3.00	3.00
1241	Social Service Worker I (Fixed)	1.00	1.00	1.00
1233	Social Service Worker I-Bilingual	3.75	3.75	3.75
1239	Social Service Worker II	20.80	20.80	20.80
1234	Social Service Worker II-Bilingual	7.30	6.50	6.50
274	Social Services Division Director	4.00	4.00	4.00
1081	Staff Psychiatrist	4.45	4.45	4.45
1224	Supervising Employment Development Couns	3.00	3.00	3.00
1448	Supervising Mental Health Nurs/Unit Supv	1.00	1.00	1.00
1003	Supervising Public Health Nurse	1.75	1.75	1.75
1159	Support Service Worker I	4.75	5.75	5.75



<b>Class #</b>	<b>Position Name</b>	<b>FY 2019-20 Adopted</b>	<b>FY 2019-20 Modified</b>	<b>FY 2020-21 Proposed</b>
1159	Support Service Worker I (Fixed)	1.00	-	-
1160	Support Service Worker I-Bilingual	5.00	5.00	5.00
1161	Support Service Worker II	2.00	4.00	4.00
1161	Support Service Worker II (Fixed)	1.00	1.00	1.00
1164	Support Service Worker II-Bilingual	11.25	12.25	12.25
278	Systems Technician	1.00	1.00	1.00
284	Technology Systems Coordinator	3.00	3.00	3.00
279	Technology Systems Specialist II	8.00	8.00	8.00
282	Technology Systems Specialist III	3.00	3.00	3.00
1023	Therapy Aide	1.00	1.00	1.00
1218	Veterans Service Officer	1.00	1.00	1.00
333	Vital Statistics Clerk	1.50	1.50	1.50
1384	Welfare Fraud Investigator	2.00	3.00	3.00
997	Wic Breastfeeding Peer Counselor	1.20	1.20	1.20
996	Wic Lactation Consultant	0.60	0.60	0.60
996	Wic Lactation Consultant (Fixed)	-	-	-
<b>Total</b>		<b>723.73</b>	<b>736.18</b>	<b>736.18</b>

<b>HUMAN RESOURCES</b>		<b>FY 2019-20 Adopted</b>	<b>FY 2019-20 Modified</b>	<b>FY 2020-21 Proposed</b>
1502	Administrative Assistant III	1.00	1.00	1.00
317	Administrative Services Officer- Conf	1.00	1.00	1.00
340	Assistant Director Of Human Resources	1.00	1.00	1.00
322	Deputy Director Human Resources	1.00	1.00	1.00
204	Director Of Human Resources	1.00	1.00	1.00
323	Employee Benefits Manager	1.00	1.00	1.00
323	Employee Benefits Manager (Fixed)	1.00	1.00	1.00
253	Equal Employment Opportunity Director	1.00	1.00	1.00
1260	Equal Employment Specialist	1.00	1.00	1.00
325	Human Resources Analyst II	11.50	10.50	10.50
386	Human Resources Technician	7.50	7.50	7.50
1529	Office Assistant Iii Confidential	1.00	1.00	1.00
321	Principal Human Resources Analyst	3.00	3.00	3.00
324	Senior Human Resources Analyst	4.00	5.00	5.00
385	Senior Human Resources Technician	1.00	1.00	1.00
<b>Total</b>		<b>37.00</b>	<b>37.00</b>	<b>37.00</b>

<b>INFORMATION SERVICES AND TECHNOLOGY (IS)</b>		<b>FY 2019-20 Adopted</b>	<b>FY 2019-20 Modified</b>	<b>FY 2020-21 Proposed</b>
1339	Administrative Assistant II	1.00	1.00	1.00
319	Administrative Services Associate	2.00	2.00	2.00
309	Administrative Services Officer	1.00	1.00	1.00
318	Administrative Services Technician	2.00	2.00	2.00
962	Advanced Systems Engineer	9.00	11.00	11.00
923	Assistant Director Ist	1.00	1.00	1.00
937	Chief Assistant Director Of Ist	1.00	1.00	1.00
224	Chief Information Officer	1.00	1.00	1.00
970	Chief Information Security Officer	-	1.00	1.00
922	Deputy Director Ist	1.00	1.00	1.00
311	Enterprise Systems Manager	1.00	-	-
965	Information Technology Manager	13.00	10.00	10.00

<b>Class # Position Name</b>	<b>FY 2019-20 Adopted</b>	<b>FY 2019-20 Modified</b>	<b>FY 2020-21 Proposed</b>
964 Lead Systems Engineer	9.00	9.00	9.00
305 Principal Administrative Analyst	1.00	1.00	1.00
305 Principal Administrative Analyst (Fixed)	1.00	1.00	1.00
910 Principal Systems Analyst	5.00	6.00	6.00
963 Senior Systems Engineer	37.00	37.00	37.00
963 Senior Systems Engineer (Fixed)	1.00	1.00	1.00
273 Sr Geographic Info Systems Analyst	-	-	-
961 Systems Engineer	5.00	6.00	6.00
961 Systems Engineer (Fixed)	1.00	1.00	-
<b>Total</b>	<b>93.00</b>	<b>94.00</b>	<b>93.00</b>

<b>MARIN COUNTY FREE LIBRARY</b>	<b>FY 2019-20 Adopted</b>	<b>FY 2019-20 Modified</b>	<b>FY 2020-21 Proposed</b>
1339 Administrative Assistant II	1.00	1.00	1.00
319 Administrative Services Associate	1.00	3.00	3.00
313 Administrative Services Manager	1.00	1.00	1.00
318 Administrative Services Technician	3.00	3.00	3.00
222 Assistant Director Of Library	1.00	1.00	1.00
1370 Community Library Specialist	8.84	8.84	8.84
1370 Community Library Specialist (Fixed)	0.40	0.40	-
251 Deputy Director County Library Services	1.00	1.00	1.00
248 Director Of County Library Services	1.00	1.00	1.00
405 Librarian I	11.00	10.65	10.65
404 Librarian II	10.80	10.80	10.80
831 Library Aide	11.66	11.66	11.66
1376 Library Assistant I	10.43	10.43	10.43
1375 Library Assistant II	14.50	14.50	14.50
1371 Library Desk Supervisor	4.00	4.00	4.00
250 Library Services Manager	1.00	1.00	1.00
250 Library Services Manager (Fixed)	-	1.00	1.00
1363 Library Technical Assistant II	7.00	7.00	7.00
398 Marinnet Systems Administrator	1.00	1.00	1.00
293 Media Technician	0.75	1.75	1.75
1455 Mobile Library Assistant	1.80	1.80	1.80
402 Senior Librarian	9.00	9.00	9.00
1374 Supervising Library Technical Assistant	1.00	-	-
283 Supv Technology Systems Specialist	1.00	1.00	1.00
279 Technology Systems Specialist II	2.00	2.00	2.00
<b>Total</b>	<b>105.18</b>	<b>107.83</b>	<b>107.43</b>

<b>MARIN COUNTY PARKS</b>	<b>FY 2019-20 Adopted</b>	<b>FY 2019-20 Modified</b>	<b>FY 2020-21 Proposed</b>
1391 Accounting Assistant	1.00	1.00	1.00
1339 Administrative Assistant II	2.00	2.00	2.00
319 Administrative Services Associate	2.00	2.00	2.00
313 Administrative Services Manager	1.00	1.00	1.00
318 Administrative Services Technician	2.00	2.00	2.00
257 Assistant Director Parks & Open Space	1.00	1.00	1.00
688 Chief Of Natural Resources & Science	1.00	1.00	1.00
1155 Chief Park Ranger	3.00	3.00	3.00
227 Director Of Parks & Open Space	1.00	1.00	1.00

<b>Class #</b>	<b>Position Name</b>	<b>FY 2019-20 Adopted</b>	<b>FY 2019-20 Modified</b>	<b>FY 2020-21 Proposed</b>
1115	Equipment Maintenance Supervisor	1.00	1.00	1.00
679	Landscape Architect Or Designer	1.00	1.00	1.00
679	Landscape Architect Or Designer (Fixed)	2.00	2.00	2.00
1143	Landscape Services Supervisor	2.00	2.00	2.00
1144	Landscape Services Worker II	5.00	5.00	5.00
649	Maintenance Equipment Operator	3.00	3.00	3.00
649	Maintenance Equipment Operator (Fixed)	1.00	1.00	1.00
295	Media Manager	1.00	1.00	1.00
294	Media Specialist	2.00	2.00	2.00
293	Media Technician (Fixed)	1.00	1.00	1.00
1341	Office Assistant III	2.00	2.00	2.00
614	Open Space Interpretive Naturalist	1.00	1.00	1.00
623	Open Space Park Ranger	7.00	7.00	7.00
623	Open Space Park Ranger (Fixed)	4.00	4.00	4.00
108	Open Space Planner	2.00	2.00	2.00
1121	Park Equipment Mechanic II	1.00	1.00	1.00
1157	Park Ranger	9.00	8.00	8.00
1157	Park Ranger (Fixed)	1.00	1.00	1.00
1141	Park/Open Space Superintendent	4.00	4.00	4.00
687	Planning Manager	1.00	1.00	1.00
677	Principal Landscape Architect	1.00	1.00	1.00
606	Principal Planner	1.00	2.00	2.00
618	Resource Specialist Gis	3.00	3.00	3.00
618	Resource Specialist Gis (Fixed)	3.00	3.00	3.00
678	Senior Landscape Architect Or Designer	2.00	2.00	2.00
123	Senior Open Space Planner	3.00	2.00	2.00
650	Supervising Equipment Operator	1.00	1.00	1.00
624	Supervising Open Space Park Ranger	2.00	2.00	2.00
1156	Supervising Park Ranger	4.00	5.00	5.00
617	Vegetation & Fire Ecologist	1.00	1.00	1.00
1687	Volunteer Program Coordinator	2.00	2.00	2.00
1170	Water & Irrigation Specialist	1.00	1.00	1.00
<b>Total</b>		<b>89.00</b>	<b>89.00</b>	<b>89.00</b>

<b>PROBATION</b>	<b>FY 2019-20 Adopted</b>	<b>FY 2019-20 Modified</b>	<b>FY 2020-21 Proposed</b>	
1404	Accounting Technician	2.00	2.00	2.00
319	Administrative Services Associate	3.00	3.00	3.00
396	Administrative Services Director	1.00	1.00	1.00
318	Administrative Services Technician	1.00	1.00	1.00
1281	Adult Offender Work Program Coordinator	1.00	1.00	1.00
277	Bhrs Unit Supervisor	1.00	1.00	1.00
217	Chief Deputy Probation Officer	1.00	1.00	1.00
216	Chief Probation Officer	1.00	1.00	1.00
1147	Cook	1.00	1.00	1.00
1294	Deputy Probation Officer II	32.00	33.00	33.00
1296	Deputy Probation Officer II Bilingual	10.00	10.00	10.00
1206	Director Of Probation Services - Safety	3.00	3.00	3.00
1223	Employment Development Counselor	1.00	1.00	1.00
1154	Food Services Supervisor	1.00	1.00	1.00
1150	Housekeeper	0.75	0.75	0.75
1583	Juvenile Corrections Officer II	3.00	3.00	3.00

<b>Class #</b>	<b>Position Name</b>	<b>FY 2019-20 Adopted</b>	<b>FY 2019-20 Modified</b>	<b>FY 2020-21 Proposed</b>
1683	Juvenile Corrections Officer II - Bil	2.00	2.00	2.00
1284	Juvenile Corrections Officer III	6.00	6.00	6.00
1417	Legal Process Specialist	11.00	11.00	11.00
1087	Licensed Mental Health Practitioner	1.00	1.00	1.00
1271	Mediation Coordinator	1.00	1.00	1.00
1089	Mental Health Practitioner	1.00	1.00	1.00
1090	Mental Health Practitioner-Bilingual	1.00	1.00	1.00
1341	Office Assistant III	1.00	1.00	1.00
1342	Office Assistant III Bilingual	1.00	1.00	1.00
1365	Office Specialist	1.00	1.00	1.00
1205	Probation Supervisor-Safety	13.00	13.00	13.00
697	Program Coordinator	-	1.00	1.00
1289	Senior Deputy Probation Officer	8.00	8.00	8.00
1264	Senior Deputy Probation Officer Bil	1.00	1.00	1.00
282	Technology Systems Specialist III	1.00	1.00	1.00
<b>Total</b>		<b>111.75</b>	<b>113.75</b>	<b>113.75</b>

<b>PUBLIC DEFENDER</b>		<b>FY 2019-20 Adopted</b>	<b>FY 2019-20 Modified</b>	<b>FY 2020-21 Proposed</b>
309	Administrative Services Officer	1.00	1.00	1.00
214	Assistant Public Defender	1.00	1.00	1.00
501	Chief Deputy Public Defender	2.00	2.00	2.00
511	Chief Public Defender Investigator	1.00	1.00	1.00
2532	Deputy Public Defender II	4.80	4.80	4.80
2533	Deputy Public Defender III	9.75	9.75	9.75
2533	Deputy Public Defender III (Fixed)	0.75	0.75	0.75
2534	Deputy Public Defender IV	5.00	5.00	5.00
1417	Legal Process Specialist	6.00	6.00	6.00
1368	Legal Process Supervisor	1.00	1.00	1.00
1336	Legal Secretary II	1.00	1.00	1.00
213	Public Defender	1.00	1.00	1.00
513	Public Defender Investigator	3.00	3.00	3.00
<b>Total</b>		<b>37.30</b>	<b>37.30</b>	<b>37.30</b>

<b>DEPARTMENT OF PUBLIC WORKS</b>		<b>FY 2019-20 Adopted</b>	<b>FY 2019-20 Modified</b>	<b>FY 2020-21 Proposed</b>
1391	Accounting Assistant	1.00	1.00	1.00
1404	Accounting Technician	3.00	3.00	3.00
300	Administrative Analyst III	1.00	1.00	1.00
1325	Administrative Assistant I	2.00	2.00	2.00
1339	Administrative Assistant II	2.00	-	-
1502	Administrative Assistant III	1.00	1.00	1.00
319	Administrative Services Associate	5.50	5.00	5.00
319	Administrative Services Associate (Fixed)	-	2.00	2.00
313	Administrative Services Manager	2.00	2.00	2.00
318	Administrative Services Technician	2.00	3.00	3.00
962	Advanced Systems Engineer	-	2.00	2.00
1169	Airport Attendant	0.53	0.53	0.53
1168	Airport Manager	1.00	1.00	1.00
230	Assistant Director-Public Works	2.00	2.00	2.00

<b>Class #</b>	<b>Position Name</b>	<b>FY 2019-20 Adopted</b>	<b>FY 2019-20 Modified</b>	<b>FY 2020-21 Proposed</b>
631	Assistant Engineer	16.00	16.00	16.00
640	Associate Architect	1.00	1.00	1.00
626	Associate Civil Engineer	8.00	8.00	8.00
1129	Building & Maintenance Manager	1.00	1.00	1.00
1123	Building Maintenance Supervisor	1.00	1.00	1.00
1133	Building Maintenance Worker II	14.00	14.00	14.00
1138	Building Maintenance Worker III	6.00	6.00	6.00
1138	Building Maintenance Worker III (Fixed)	-	2.00	2.00
339	Business Systems Analyst	-	1.00	1.00
639	Capital Planning & Project Manager	9.00	9.00	9.00
260	Chief Assistant Director Public Works	1.00	1.00	1.00
637	Chief Of Construction	2.00	2.00	2.00
377	Chief Real Property Agent	1.00	1.00	1.00
900	Communications Manager	1.00	1.00	1.00
912	Communications Network Systems Analyst	1.00	1.00	1.00
902	Communications Technician	6.00	5.00	5.00
1139	Custodial Supervisor	1.00	1.00	1.00
1140	Custodian	14.00	14.00	14.00
390	Department Analyst II	1.00	1.00	1.00
261	Deputy Director Public Works	1.00	1.00	1.00
229	Director Of Public Works	1.00	1.00	1.00
289	Disability Access Manager	1.00	1.00	1.00
292	Disability Access Specialist II	1.00	1.00	1.00
661	Engineering Assistant	7.00	7.00	7.00
664	Engineering Technician I	1.00	-	-
663	Engineering Technician II	1.00	1.00	1.00
662	Engineering Technician III	8.50	8.00	8.00
662	Engineering Technician III (Fixed)	1.00	1.00	1.00
1135	Environmental Compliance Specialist	1.00	1.00	1.00
1117	Equipment Service Worker I	1.00	1.00	1.00
732	Fire Heavy Equipment Mechanic	1.00	1.00	1.00
1111	Fleet Manager	1.00	1.00	1.00
1114	Fleet Supervisor	1.00	1.00	1.00
800	Hazardous Materials Specialist II	4.00	4.00	4.00
1112	Heavy Equipment Mechanic	2.00	2.00	2.00
325	Human Resources Analyst II	-	1.00	1.00
907	Installer	2.00	2.00	2.00
632	Junior Engineer	1.00	1.00	1.00
909	Lead Installer	1.00	1.00	1.00
1130	Maintenance Electrician	1.00	1.00	1.00
1116	Materials And Equipment Specialist	1.00	1.00	1.00
1113	Mechanic	3.00	3.00	3.00
294	Media Specialist	1.00	1.00	1.00
1341	Office Assistant III	2.00	2.00	2.00
687	Planning Manager	1.00	1.00	1.00
641	Principal Civil Engineer	5.00	5.00	5.00
606	Principal Planner	1.00	1.00	1.00
647	Principal Transportation Planner	1.00	1.00	1.00
665	Public Works Inspector	1.00	1.00	1.00
1101	Public Works Program Manager	2.00	2.00	2.00
355	Purchaser II	2.00	2.00	2.00
378	Real Property Agent II	1.00	1.00	1.00

<b>Class #</b>	<b>Position Name</b>	<b>FY 2019-20 Adopted</b>	<b>FY 2019-20 Modified</b>	<b>FY 2020-21 Proposed</b>
407	Real Property Agent III	1.00	1.00	1.00
1122	Reprographic Technician	2.00	2.00	2.00
1102	Road Maintenance Superintendent	1.00	1.00	1.00
1104	Road Maintenance Supervisor	5.00	5.00	5.00
1106	Road Maintenance Worker II	23.00	23.00	23.00
1390	Senior Accounting Assistant	1.00	1.00	1.00
629	Senior Civil Engineer	7.00	7.00	7.00
901	Senior Communications Technician	2.00	2.00	2.00
1137	Senior Custodian	1.00	1.00	1.00
1128	Senior Equipment Services Worker	1.00	1.00	1.00
1379	Senior Maintenance Electrician	1.00	1.00	1.00
607	Senior Planner	5.00	5.00	5.00
1251	Senior Program Coordinator (Fixed)	1.00	1.00	1.00
1103	Senior Road Maintenance Supervisor	2.00	2.00	2.00
1105	Senior Road Maintenance Worker	12.00	12.00	12.00
648	Senior Transportation Planner	1.00	1.00	1.00
1326	Shipping & Receiving Clerk	3.00	3.00	3.00
1109	Sign Fabricator	1.00	1.00	1.00
1131	Stationary Engineer	4.00	4.00	4.00
818	Stormwater Program Administrator	1.00	1.00	1.00
903	Supervising Communications Technician	1.00	1.00	1.00
812	Supervising Hazardous Materials Spec	1.00	1.00	1.00
356	Supervising Purchaser	1.00	1.00	1.00
1125	Supervising Reprographic Technician	1.00	1.00	1.00
1108	Traffic Safety Maintenance Supervisor	1.00	1.00	1.00
1188	Traffic Safety Maintenance Worker	2.00	2.00	2.00
601	Waste Management Specialist	1.00	2.00	2.00
<b>Total</b>		<b>249.53</b>	<b>254.53</b>	<b>254.53</b>

<b>RETIREMENT (MCERA)</b>		<b>FY 2019-20 Adopted</b>	<b>FY 2019-20 Modified</b>	<b>FY 2020-21 Proposed</b>
1391	Accounting Assistant	1.00	1.00	1.00
1404	Accounting Technician	1.00	1.00	1.00
1339	Administrative Assistant II	1.00	1.00	1.00
254	Assistant Retirement Administrator	1.00	1.00	1.00
339	Business Systems Analyst	1.00	1.00	1.00
270	Chief Financial Officer - Mcera	1.00	1.00	1.00
390	Department Analyst II	1.00	1.00	1.00
1521	Deputy Clerk To The Board III	1.00	1.00	1.00
1341	Office Assistant III	1.00	1.00	1.00
110	Retirement Administrator	1.00	1.00	1.00
264	Retirement Benefits Supervisor	1.00	1.00	1.00
411	Retirement Benefits Technician	6.00	6.00	6.00
255	Retirement Manager	1.00	1.00	1.00
373	Senior Accountant	1.00	1.00	1.00
412	Senior Retirement Benefits Technician	1.00	1.00	1.00
<b>Total</b>		<b>20.00</b>	<b>20.00</b>	<b>20.00</b>

<b>MARIN COUNTY SHERIFF'S OFFICE</b>		<b>FY 2019-20 Adopted</b>	<b>FY 2019-20 Modified</b>	<b>FY 2020-21 Proposed</b>
1404	Accounting Technician	2.00	2.00	2.00
1502	Administrative Assistant III	1.00	1.00	1.00



<b>Class #</b>	<b>Position Name</b>	<b>FY 2019-20 Adopted</b>	<b>FY 2019-20 Modified</b>	<b>FY 2020-21 Proposed</b>
319	Administrative Services Associate	2.00	2.00	2.00
396	Administrative Services Director	1.00	1.00	1.00
318	Administrative Services Technician	2.00	2.00	2.00
898	Assistant Communications Dispatch Mgr	2.00	2.00	2.00
1021	Assistant Emergency Services Manager	1.00	1.00	1.00
514	Chief Deputy Coroner	1.00	1.00	1.00
899	Communications Dispatch Manager	1.00	1.00	1.00
906	Communications Dispatcher	37.00	37.00	37.00
1147	Cook	5.00	5.00	5.00
509	Coroner Forensic Technician	1.00	1.00	1.00
515	Coroners Investigator	3.00	3.00	3.00
719	Deputy Sheriff	153.00	153.00	153.00
719	Deputy Sheriff (Fixed)	1.00	6.00	5.00
1035	Emergency Services Coordinator	2.00	2.00	2.00
1022	Emergency Services Manager	1.00	1.00	1.00
1034	Food & Support Services Manager	1.00	1.00	1.00
1154	Food Services Supervisor	1.00	1.00	1.00
1150	Housekeeper	1.00	1.00	1.00
1417	Legal Process Specialist	9.00	9.00	9.00
1368	Legal Process Supervisor	1.00	1.00	1.00
1365	Office Specialist	1.00	1.00	1.00
724	Parking Enforcement Officer II	2.00	2.00	2.00
697	Program Coordinator	1.00	1.00	1.00
698	Senior Sheriff Services Assistant	1.00	1.00	1.00
127	Sheriff-Coroner	1.00	1.00	1.00
701	Sheriff'S Captain	3.00	3.00	3.00
1358	Sheriff'S Legal Processing Manager	1.00	1.00	1.00
703	Sheriff'S Lieutenant	10.00	10.00	10.00
714	Sheriff'S Property & Evidence Clerk	2.00	2.00	2.00
706	Sheriff'S Sergeant	28.00	28.00	28.00
706	Sheriff'S Sergeant (Fixed)	1.00	1.00	1.00
700	Sheriff'S Service Assistant	19.00	19.00	19.00
1466	Special Investigations Assistant	1.00	1.00	1.00
905	Supervising Communications Dispatcher	6.00	6.00	6.00
905	Supervising Communications Dispatcher (Fixed)	-	1.00	1.00
283	Supv Technology Systems Specialist	1.00	1.00	1.00
279	Technology Systems Specialist II	4.00	4.00	4.00
282	Technology Systems Specialist III	2.00	2.00	2.00
128	Undersheriff	1.00	1.00	1.00
<b>Total</b>		<b>314.00</b>	<b>320.00</b>	<b>319.00</b>
<b>Grand Total</b>		<b>2,324.29</b>	<b>2,358.39</b>	<b>2,347.99</b>

<b>County Operating Funds</b>	<b>FY 2019-20 Approved</b>	<b>FY 2019-20 Modified</b>	<b>FY 2020-21 Proposed</b>
General Fund	1,261.75	1,277.50	1,269.50
HHS Operating Fund	671.03	681.48	681.48
Marin County Free Library	105.18	107.83	107.43
Road	50.00	50.00	50.00
Mental Health Services Act (Prop 63)	43.70	45.70	45.70
Measure A - Parks And Open Space	25.00	26.00	26.00
Environmental Health Services	24.00	25.00	24.00
Child Support Services	22.00	22.00	21.00
MCERA Employee Payroll	20.00	20.00	20.00
Building Inspection	20.05	20.30	20.30
Realignment - Public Safety	16.00	16.00	16.00
Countywide Gov Capital Projects	9.60	9.60	9.60
Realignment Juvenile Justice Crime Preventionj	3.00	3.00	3.00
HUD Fund	3.00	3.00	3.00
SB678 Community Corrections Perf	1.00	2.00	2.00
Capital Fund - Road And Bridge	2.00	2.00	2.00
Misc Projects	3.00	3.00	3.00
Countywide Grants	1.00	2.00	2.00
Special Aviation	1.53	1.53	1.53
Workers Compensation	1.45	1.45	1.45
Auto Finger Id (Gc 76102)	1.00	1.00	1.00
Inmate Welfare Fund	1.00	1.00	1.00
Realignment - Juv Justice-Yobg	1.00	1.00	1.00
HHS Whole Person Care	5.00	5.00	5.00
<b>County Operating Funds Total</b>	<b>2,292.29</b>	<b>2,327.39</b>	<b>2,316.99</b>
<b>Open Space District Total</b>	<b>32.00</b>	<b>31.00</b>	<b>31.00</b>
<b>Grand Total</b>	<b>2,324.29</b>	<b>2,358.39</b>	<b>2,347.99</b>