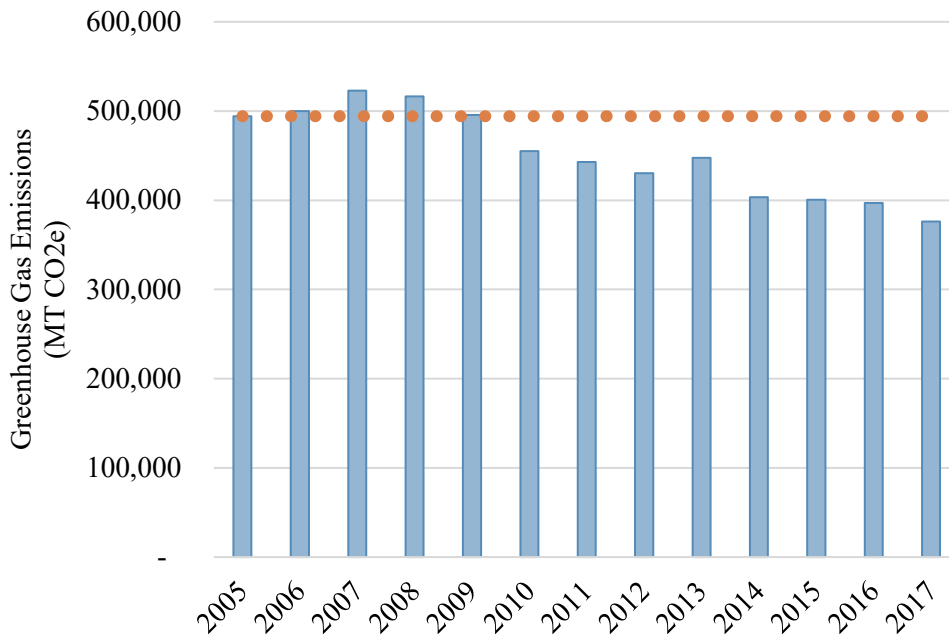


# Marin County Unincorporated Climate Action Plan (CAP) Implementation Tracking

## GREENHOUSE GAS EMISSION TRENDS IN UNINCORPORATED MARIN COUNTY (2005-2017)




Since 2005, emissions in unincorporated Marin County have decreased

# 24%


— Annual Emissions  
••• Baseline Emissions

## IMPLEMENTATION ACTIVITIES & PROGRESS BY SECTOR



RENEWABLE  
ENERGY

- 12.5% Share of total electricity use supplied by MCE Deep Green (100% renewable) in unincorporated Marin County, up from only 1% in 2012.
- 1.1 MW Total megawatts of solar installed by Marin County across 10 County-owned buildings.
- 225 Average number of PV permits issued annually in the unincorporated County, adding approximately 1.5 MW to the grid each year.
- 51.8 MW Total megawatts of solar capacity countywide across more than 7,500 solar electric arrays.



TRANSPORTATION

- 66 Number of publicly available Level 2 EV charging ports installed by the County. There were more than 7,000 EVs in Marin in 2019, representing almost 4% of registered automobiles.
- 12 Number of battery electric vehicles in the County's fleet, in addition to 5 plug-in hybrid electric vehicles.
- 226 County employees that have signed up for RideGreen, the County's commute alternative program, which incentivizes employees to shift away from single occupancy gas powered vehicles towards carpooling, biking, or taking transit. 71 employees have shifted to zero emission electric vehicles for their personal commute.

## IMPLEMENTATION ACTIVITIES & PROGRESS BY SECTOR – CONTINUED



- All-Electric Preferred Marin’s Board of Supervisors adopted a Green Building Reach Code in October 2019 which includes encourages all-electric new construction and provides additional requirements for EV charging infrastructure.
- Up to \$4,500 Rebate amounts available through the County’s Electrify Marin program, which encourages residents to switch from natural gas and propane appliances to high efficiency electric units. The program launched in January 2019.
- 3.1 million kWh Savings from energy efficiency upgrades at 13 Marin County school districts facilitated by the Marin Energy Watch Partnership since 2013.



- 1.4 pounds per capita. Increase in pounds of waste per person per day sent to landfill, from 3.8 pounds of in 2012 to 5.2 pounds in 2018.
- \$350,000 Grant funds offered by Zero Waste Marin to member agencies in FY19/20 to help institute programs that contribute towards reaching the goal of Zero Waste in Marin’s cities and towns, the County, and special districts.
- Reusable Foodware Ordinance The County, in partnership with cities and towns, is developing a template ordinance with the goal of reducing litter and single use plastics. The policy is expected to go to the Board of Supervisors in Spring 2020.



- Mandatory Water Use Reduction The County’s Green Building Reach Code includes water conservation measures for residential and nonresidential projects.
- 92% Decrease in emissions from water use from 2005 to 2017. This reduction is the result of an increase in renewable electricity use from Marin County water providers.



- 20 Number of Carbon Farm Plans completed by the Marin Resource Conservation District (MRCD) with the aim to repair soil and sequester carbon.
- \$1.5 million State grants issued to Marin ranchers to assist with the implementation of carbon farming practices across 16 different projects.
- Carbon Farming in the CAP The County, MRCD, Carbon Cycle Institute, UC Cooperative Extension and Marin Agricultural Land Trust successfully applied for \$72,000 in grant funds from the CA Department of Conservation to update and expand the CAP’s agriculture and working lands chapter.



- 6 Number of sea level rise scenarios and their potential impacts assessed in the Marin BayWAVE Sea Level Rise Vulnerability Assessment. The C-SMART program released Ocean Coast Vulnerability Assessment and Adaptation Reports which identify areas that may flood in the future and potential actions to address coastal hazards.
- 1,465 Participants in Resilient Neighborhoods’ (RN) program, almost a quarter of which live in unincorporated Marin. In 2017, the Marin Climate and Energy Partnership was awarded a \$275,000 grant to support the program.
- 50 Firewise Neighborhoods formed by residents working together to reduce fire risk.